



La Crosse Police Department

Shawn P. Kudron, Chief of Police

400 La Crosse Street * La Crosse, WI * 54601 * (608) 789-7200 * www.lacrossepolice.org

September 19, 2022

Honorable Police & Fire Commission:

Police Department Monthly Report

Community Engagement

On August 19th, several members of the La Crosse Police Department joined area Special Olympics Athletes for “Cop on a Rooftop” at our local Dunkin’ Donuts. A few Officers climbed the ladder to the roof to wave at patrons and people passing by Dunkin’. This fun and lively event is held annually as a way to raise awareness and funds for Special Olympics Wisconsin.

Also on August 19th, area Law Enforcement joined the Sarah Rose Hougom Foundation for a “Cops and Bobbers” event at the La Crosse Municipal Boat Harbor. Officers and area youth had a great day fishing, riding in a pontoon, and the day ended with a surprise fishing pole raffle courtesy of an anonymous community member.

Employees and Staffing

On August 26th, after over 30 years of dedicated service to the La Crosse community, Officer Scott Harmel celebrated his last working day before retirement. After working two years as an LCPD Civilian Service Employee, he was sworn in March 1994 as a La Crosse Police Officer. His assignments included 1st, 2nd and 3rd shift Patrol Officer, Community Oriented Policing Officer, and was a Field Training Officer for over 18 years. We thank Scott for his service and wish him a wonderful retirement.

On September 1st, after over 30 years of service to the La Crosse Community, 29 of which were with LCPD, Officer Brad Stoner retired. Brad was sworn in 1993. His assignments included 2nd and 3rd shift Patrol Officer before being assigned as the Lincoln Middle School Resource Officer. His most recent assignment was the Special Operations Court/Fleet Officer. He was involved with the LCPD Honor Guard, Bike Patrol and Boat Patrol. We thank Brad for his service and wish him a wonderful retirement.

We currently have eleven vacant sworn positions.

Leaders in providing a safe and vibrant community.

Employee Safety & Wellness * Integrity * Accountability * Communication * Respect
Transparency * Dedication * Professionalism * Community Policing

Stats

Attached you will find the training report for August 2022 and the year to date statistics through July of 2022.

Respectfully submitted,

A handwritten signature in black ink, appearing to read 'Shawn P. Kudron', with a stylized flourish at the end.

Shawn P. Kudron
Chief of Police



POLICE AND FIRE COMMISSION

TRAINING REPORT

8/1/2022 TO 8/31/2022

Training	Hours	Members Attending (approx.)
DAAT	8	15
Management	3.5	1
School Resource Officer	96	4
Interview and Interrogation Technique	72	9
ERT Training	52	5
Investigators Training	72	3
Laws/Ordinances/Legal Update	1.25	1
Mental Health and Crisis Training	28	4
K9 - Drugs	80.33	3
Intoximeter	120	6
Community Services	60	3
Active Threat/Shooter	1	1
K9 - Explosives	20.5	1
Conference/Training	48	2
Records management	10	6
Other (Identify in Comments)	224	14
Active Risk Management	11	13
Total Hours: 907.58		

Captain Daniel Kloss
Administrative Services Bureau
Director of Training

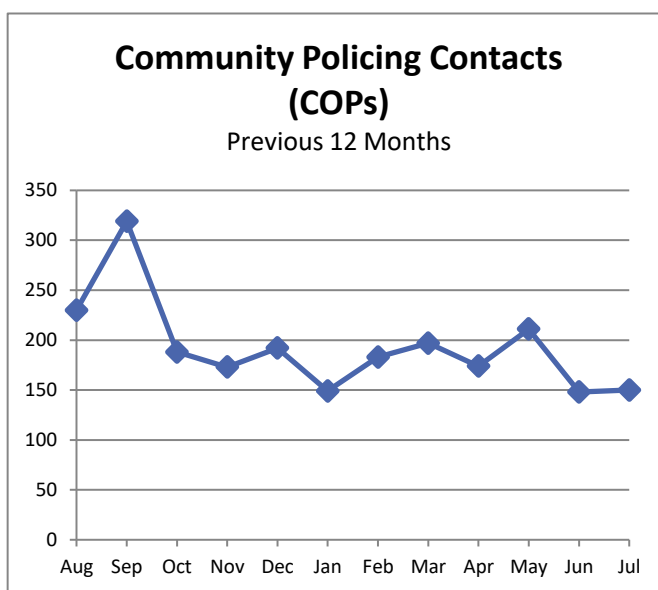
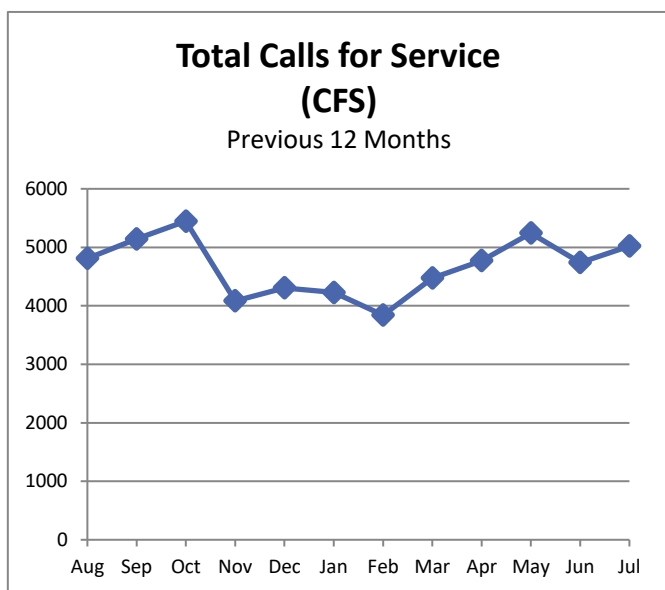


La Crosse Police Department

Statistical Analysis - YTD July 2022

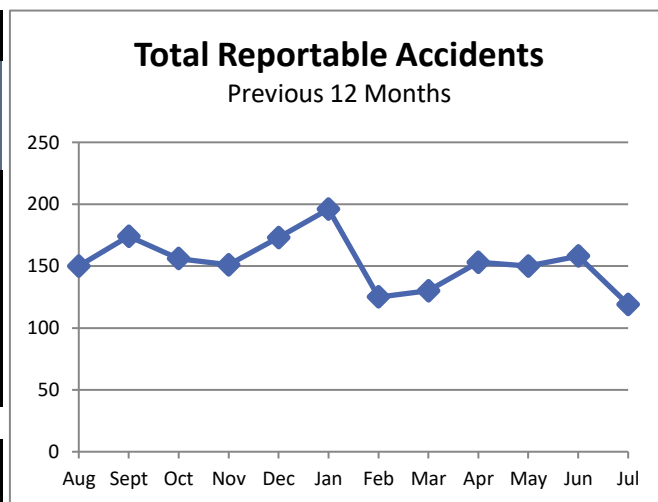


	Daily Average	July Total		YTD Total	
Calls for Service (CFS)	For July	2022	2021	2022	2021
TOTAL	162	5021	5377	32315	32201
PERCENT CHANGE		-6.6%		0.4%	



Citation Type	2022 YTD	2021 YTD
Ordinance Citations	1117	1620
Traffic Citations	2522	2476
Other Citations	6	13
Municipal Citations	3645	4109
Percent Change	-11.3%	
Warnings	3440	2364
Percent Change	46%	
Parking Citations	23376	17300
Percent Change	35.1%	

Reportable Accidents	2022 YTD	2021 YTD
TOTALS	1031	724
Percent Change	42%	



Leaders in providing a safe and vibrant community.



La Crosse Police Department

Statistical Analysis - YTD July 2022



Offense Type	UCR Reportable Offenses		Arrest/Ordinance Charges			
	2022 YTD	2021 YTD	2022 YTD		2021 YTD	
			ADULT	JUVENILE	ADULT	JUVENILE
Homicide Offenses	3	1	1	0	2	0
Sex Offenses, Forcible	30	47	14	0	19	5
Sex Offenses, Non-Forcible	6	3	0	4	3	0
Assault Offenses	367	428	267	35	331	30
Weapon Law Violations	54	32	43	6	29	0
Robbery	8	8	4	4	3	0
Burglary/Breaking and Entering	58	103	17	0	21	1
Larceny/Theft Offenses	756	1123	297	9	385	14
Motor Vehicle Theft	44	66	8	1	17	5
Stolen Property (Receiving, etc.)	18	38	19	0	33	0
Fraud/Forgery	156	154	47	2	42	0
Disorderly Conduct	670	816	571	68	741	49
Property Destruction/Damage/Vandalism	219	223	110	16	139	20
Tresspass of Real Property	203	352	194	3	390	1
Arson	3	7	1	0	4	0
Drug/Narcotic Offenses	493	552	507	18	566	8
Drive Under the Influence	126	220	124	2	220	0
Liquor Law Violations	121	181	135	2	225	6
Prostitution Offenses	0	1	0	0	1	0
Pornography/Obscene Material	12	16	6	3	12	1
Family Offenses, Nonviolent	16	24	10	0	21	0
Kidnapping/Abduction	23	26	17	2	22	0
Curfew/Loitering Violations	3	6	1	3	2	6
All Other Offenses	1483	1420	1372	24	1352	15
TOTALS			3765	202	4580	161
GRAND TOTALS	2022 YTD	2021 YTD	2022 YTD		2021 YTD	
	4872	5847	3967		4741	
Percent Change	-16.7%		-16.3%			
			Persons Arrested/Cited			
			2022 YTD		2021 YTD	
			ADULT	JUVENILE	ADULT	JUVENILE
			2166	122	2639	103
GRAND TOTALS			2288		2742	
Percent Change			-16.6%			

Leaders in providing a safe and vibrant community.