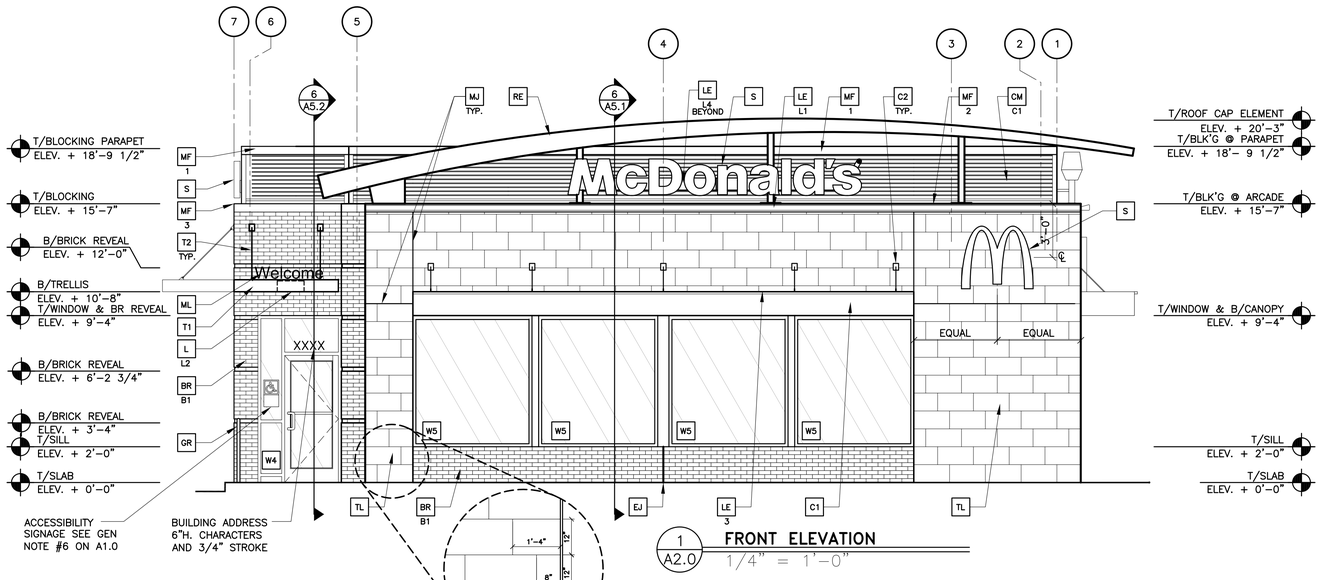

1 A2.0 **FRONT ELEVATION**
1/4" = 1'-0"

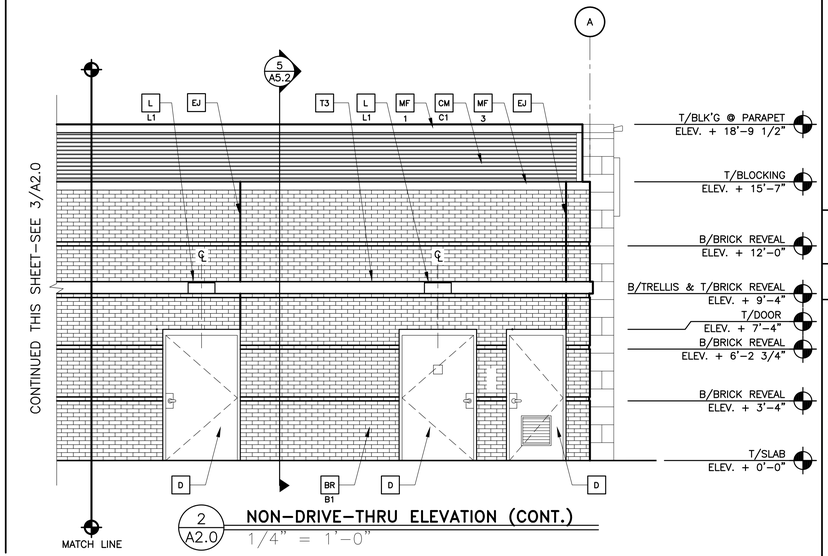

2 A2.0 **NON-DRIVE-THRU ELEVATION (CONT.)**
1/4" = 1'-0"

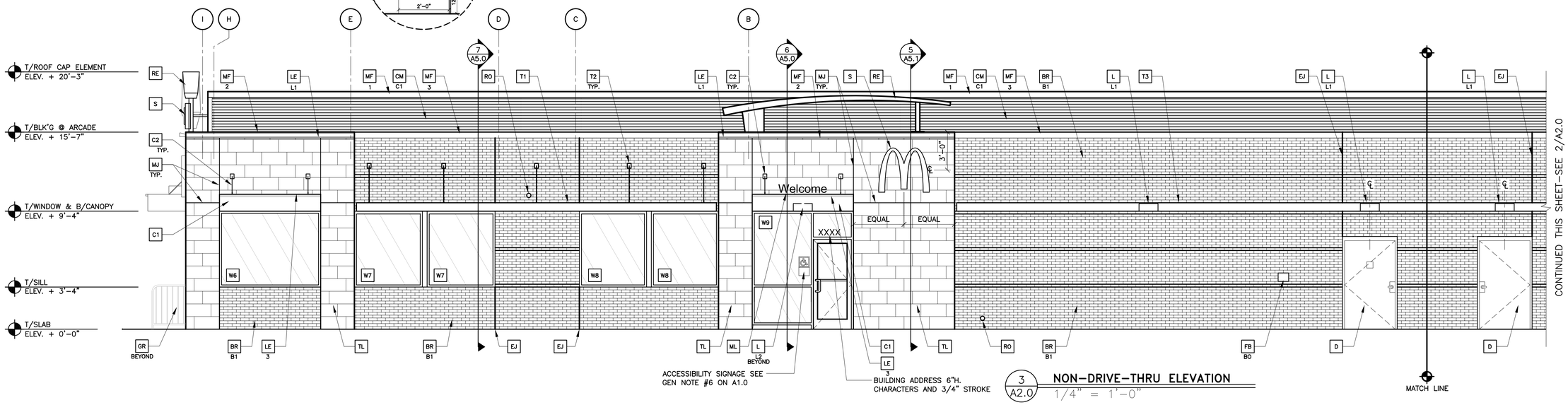

3 A2.0 **NON-DRIVE-THRU ELEVATION**
1/4" = 1'-0"

EUROWEST TILE PACKAGE:

INCLUDES: TILE, WATERPROOFING, SETTING MATERIAL, GROUT, INTIAL CLEANING

EUROWEST TILE: OYSTER BRUSHSTROKE 12"X24"X3/8" PORCELAIN BRUSHED HONED FINISH
LAYOUT PATTERN: 33% MAX.

WATERPROOFING, SETTING MATERIAL AND GROUT: BY MAPEI
GROUT COLOR: 38 AVALANCHE, GROUT WIDTH: 1/8" TO 3/16"

INTIAL CLEANING: DETERDEK
*** POST INSTALLATION CLEANER IS REQUIRED ON ALL TILE APPLICATIONS. VERIFY CLEANING SOLUTION PRODUCT AND INSTRUCTIONS WITH MANUFACTURER.***

EUROWEST CONTACT: JAN DETER, (714) 937-7500

ADDITIONAL MATERIALS
BY SCHLUTER SCHLUTER SYSTEMS L.P.

OUTSIDE CORNERS
COLOR: FOR OYSTER TILE - SAND PEBBLE RONDEC RO100SP (COLOR COATED ALUMINUM)

MOVEMENT JOINTS:
COLOR: FOR OYSTER TILE - SAND PEBBLE DILEX BWB100SP

END OF TILE FIELD ABOVE ROOF AT HEARTH:
COLOR: FOR OYSTER TILE - SAND PEBBLE RONDEC RO100SP (COLOR COATED ALUMINUM)

SCHLUTER SYSTEMS L.P. CONTACT: EARL MAICUS, (518) 324-3410

TILE GENERAL NOTES:
REFERENCE 2011 TCNA HANDBOOK -EJ171 MOVEMENT JOINT GUIDELINES

1. LOCATION AND FREQUENCY OF JOINTS
EXTERIOR: 8' TO 12' FEET IN EACH DIRECTION, OR AS INDICATED ON ELEVATIONS.

2. JOINT WIDTH
EXTERIOR: MINIMUM 3/8" FOR JOINTS 8' ON CENTER, MINIMUM 1/2" FOR JOINTS 12' ON CENTER.

3. PERIMETER JOINTS - MOVEMENT JOINTS ARE REQUIRED WHERE TILE WORK ABUTS RESTRAINING SURFACES SUCH AS PERIMETER WALLS, AND GRADE. FLEXIBLE SEALANT AND COMPRESSIBLE BACK-UP WHEN REQUIRED OR BOND BREAKER TAPE.
JOINT MATERIAL: URETHANE
COLOR: TO MATCH TILE AND GROUT COLOR

4. TIE-BACK AND SIGNAGE ATTACHEMENT - PRE-DRILL TILE AND SLEEVE AND SEAL ALL ATTACHEMENT POINTS.

4 A2.0 **TILE DETAIL INFORMATION**

KEY NOTES:

- BR — FACEBRICK: BELDEN OR EQUAL
  SIZE: MODULAR
  B1 — COLOR:
  B1 = "SIENNA BLEND VELOUR A"
- C1 — ALUMINUM CANOPY SYSTEM (COLOR: GOLD)
- C2 — ALUMINUM CANOPY TIE-BACK SYSTEM
- CM — CORRUGATED METAL PANEL - SEE 3/A5.2
  C1 — COLOR:
  C1 = "CITYSCAPE" BY METAL-ERA
- D — HOLLOW METAL DOOR - PAINT TO MATCH COLOR OF SURROUNDING MATERIAL
- EJ — EXPANSION JOINT, SEE DETAIL 7/A4.1
- FB — CO2 — CO2 = BULK CO2 FILL BOX (EQPM SCHEDULE ITEM 49.00)
  BO = BULK OIL FILL BOX (EQPM SCHEDULE ITEM 700.18) - CONFIRM USE WITH MCD PROJECT MANAGER
- GR — GUARD RAIL -SEE SITE PLAN FOR EXACT LOCATION AND LENGTH, SEE 4/A2.1 FOR DETAILS
- L — LIGHT FIXTURE (WALL SCONCE) - SEE ELECTRICAL
  L1 — L1 = UP AND DOWN FIXTURE
  L2 = DOWN ONLY FIXTURE
- LE — ACCENT LIGHTING - SEE ELECTRICAL
  L1 — LED LIGHT:
  L1 = UP AND DOWN FIXTURE
  L2 = DOWN ONLY FIXTURE
  L3 = INTEGRAL CANOPY FIXTURE
  L4 = UP ONLY FIXTURE
- MJ — TILE MOVEMENT JOINT - 4/A5.1 FOR ADDITIONAL INFORMATION, AND 4/A2.0 FOR SPECIFICATIONS (MOVEMENT JOINTS MUST BE MAINTAINED OVER TIME w/ NEW SEALANT)
- ML — METAL LETTERING - BY OTHERS
- MF — METAL FASCIA - COLOR TO MATCH CORRUGATED METAL PANEL - SEE 1/A5.0
  1 — TYPE:
  1 = PRE-FAB ANCHOR-TITE FASCIA
  2 = PRE-FAB CUSTOM ARCADE FASCIA
  3 = PRE-FAB MASONRY CAP FASCIA
- PB — PIPE BOLLARD - PAINTED YELLOW
- PT — (RMHC) COIN COLLECTOR
  UNIT #WPT DT2000 STD
  CALL 1-888-743-7435 TO ORDER
- RE — ROOF CAP ELEMENT BY OTHERS
- RO — ROOF DRAIN OVERFLOW PIPE PAINT TO MATCH SURROUNDING MATERIAL
- S — McDONALD'S SIGNAGE BY OTHERS - UNDER SEPARATE PERMIT.
- T1 — ALUMINUM TRELLIS SYSTEM
- T2 — TRELLIS TIE-BACK SYSTEM
- T3 — ALUMINUM TRELLIS 2" x 8" WALL FASCIA SYSTEM - REFER TO SIM. DETAIL 2 ON SHEET A5.0
- TL — TILE SYSTEM - SEE WALL ASSEMBLY 2, DETAIL 4/A2.0, 3/A5.1, AND 4/A5.1 FOR ADDITIONAL INFORMATION
- Wx — EXTERIOR WINDOW ASSEMBLY - TEMPERED GLASS - SEE ASSEMBLY NOTES & FRAME TYPES ON SHEET A6.0
- W2 XX — DRIVE-THRU WINDOW BY READY ACCESS 600 SERIES, 36" SERVICE HEIGHT WITH TRANSOM - MANUAL OPEN; ELECTRONIC RELEASE
  SLIDE DIRECTION: RL = RIGHT TO LEFT
  LR = LEFT TO RIGHT

REV	DATE	DESCRIPTION	BY
.	.	.	.
.	.	.	.
.	.	.	.
.	.	.	.
.	1/30/17	PERMIT SET	DIA
.	11/18/16	USRO PROGRESS SET REVIEW	DIA

I hereby certify that this plan, specification or report was prepared by me or under my direct supervision and that I am a duly registered ARCHITECT under the laws of the State of WISCONSIN

Signature BRIAN R. JOHNSON
01/30/2017 9143-005
Date Registration Number

PREPARED BY:
reprise DESIGN Architecture, Inc.
ARCHITECTURE & PLANNING
12400 PORTLAND AVENUE SOUTH, SUITE 100
BURNSVILLE, MN. 55337
EMAIL: DATA@REPRISEDESIGN.COM
PHONE: (952) 252-4042
FAX: (952) 252-4043

PREPARED FOR: McDonald's USA, LLC

©2016 McDonald's USA, LLC
These drawings and specifications are the confidential and proprietary property of McDonald's USA, LLC and shall not be copied or reproduced without written authorization. The contract documents were prepared for use on this specific site in a specific manner as indicated therein. Any modification or use on a different site or at a later time. Use of these drawings for reference or example on another project requires the services of a qualified architect or engineer to adapt the drawings to the contract documents for reuse on another project is not authorized.

DRAWN BY DIA | STD ISSUE DATE 2015_07 | REVIEWED BY KD | DATE ISSUED 01/30/17 | RD#16174

TITLE: 2015 STANDARD BUILDING 45114R10 - WOOD/WOOD
DESCRIPTION: WOOD BEARING WALLS W/4" BRICK EXTERIOR FINISH
WOOD ROOF TRUSS FRAMING
TILE EXTERIOR FINISH ARCADE/ENTRY
SITE ID: D48-0054 | SITE ADDRESS: 1140 W. GEORGE STREET, LA CROSSE, WI

SHEET NO. A2.0 — ELEVATIONS
48-0054.00.0

\\MCDOAKPMAS31A01\CA001\REF\HO\- 2014 STANDARD BUILDING (OCT 2014)\45 114 - WW(O)(CRITERIA)\A-ELEV.DWG 10-17-2014 12:44