



Department of Police

RONALD J. TISCHER, CHIEF



January 8, 2017

Honorable Police & Fire Commission
Gentlemen and Ms. Lund:

Police Department Monthly Report

In the News

In December, an anonymous citizen donated many different gift cards to the Police Department and asked that the Neighborhood Resource Officer to distribute them to families in need. Throughout the holiday season, the NROs worked with local organizations such as Boys & Girls Club, Catholic Charities, and the YMCA to identify families and then presented parents with gift cards from Festival Foods and Toys R Us. The families were very appreciative and the NROs commented that it was a great way to build relationships in the community.

For the 5th year in a row, Officer Jovanna Randall organized a "Toys for Tots" toy drive within the Police Department. This year, LCPD members purchased and donated more than 50 toys to present to "Toys for Tots".

Attached are the following reports:

- Training – December 2017
- Statistical – YTD November 2017

Respectfully submitted,

Ronald J. Tischer
Chief of Police

"Pursuing Excellence"



POLICE AND FIRE COMMISSION TRAINING REPORT 12/1/2017 TO 12/31/2017

Training	Hours	Members Attending (approx.)
Management	28.9	17
Field Training (New Officer)	312	2
Crowd Control	152	5
Computer	5	1
Investigators Training	40	1
DRUGS / Drug Interdiction	24	3
Mental Health and Crisis Training	3.5	14
Data Entry/RMS/VisionAir	42	28
K9 - Drugs	91.47	3
K9 - Explosives	30.93	1
Total Hours: 729.8		

Captain Troy Nedegaard
Administrative Services Bureau
Director of Training

LA CROSSE POLICE DEPARTMENT

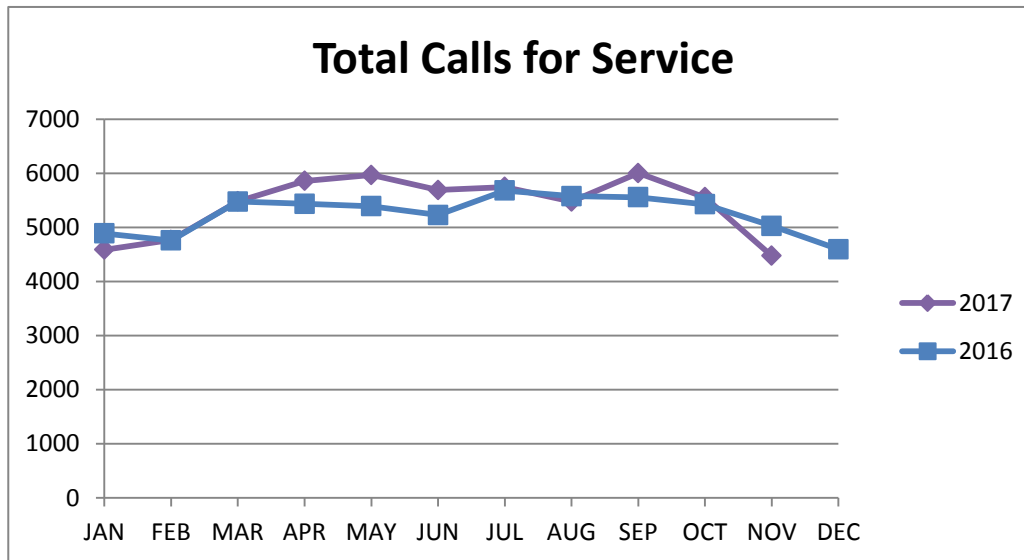


STATISTICAL ANALYSIS

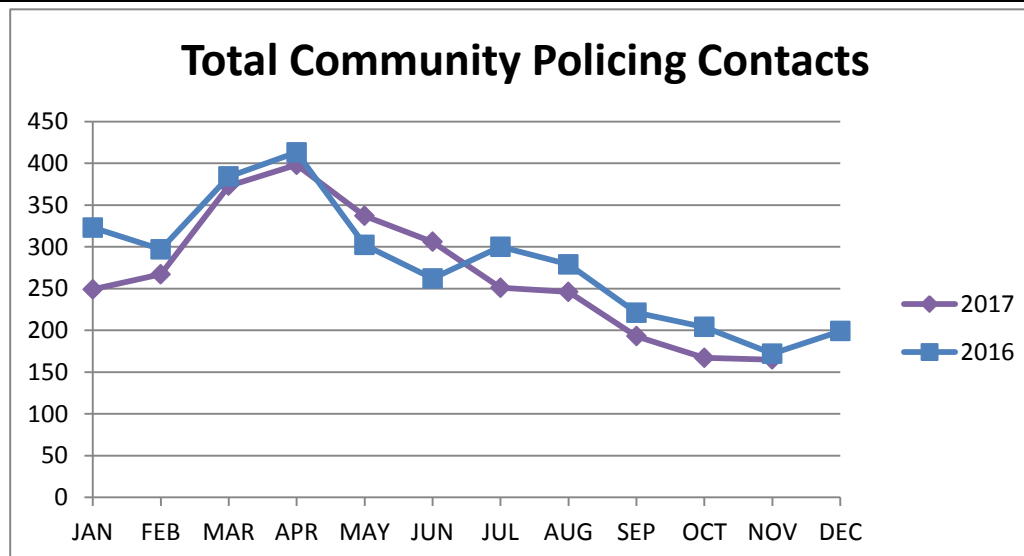
YTD through November 2017



CALLS FOR SERVICE	2017 YTD	2016 YTD
TOTALS	59604	58442
PERCENT CHANGE	2.0%	



COMMUNITY POLICING CONTACTS	2017 YTD	2016 YTD
TOTALS	2952	3157
PERCENT CHANGE	-6.5%	



UCR REPORTABLE OFFENSES

OFFENSE TITLE	2017 YTD	2016 YTD
Homicide Offenses	0	1
Murder and Non-negligent Manslaughter	0	1
Negligent Manslaughter	0	0
Justifiable Homicide	0	0
Sex Offenses, Forcible	64	48
Forcible Rape	22	16
Other Sex Offenses, Forcible	42	32
Sex Offenses, Non-Forcible	4	1
Assault Offenses	539	510
Aggravated Assault	75	75
Simple Assault	439	419
Intimidation	25	16
Weapon Law Violations	91	79
Robbery	35	22
Burglary/Breaking and Entering	348	275
Larceny/Theft Offenses	1681	1796
Shoplifting	452	509
Theft from Building	344	329
Theft from Coin Machine/Device	3	19
Theft from Motor Vehicle	360	318
Theft of Motor Vehicle Parts/Accessories	43	45
All Other Larceny	479	576
Motor Vehicle Theft	67	66
Stolen Property (Receiving, etc.)	65	71
Fraud/Forgery	311	333
Disorderly Conduct	1263	1295
Destruction/Damage/Vandalism of Property	280	299
Tresspass of Real Property	181	108
Arson	4	5
Drug/Narcotic Offenses	1284	1172
Drug/Narcotics Violations	838	733
Drug Equipment Violations	446	439
Drive Under the Influence	367	329
Drunkenness	0	0
Liquor Law Violations	603	571
Prostitution Offenses	0	0
Human Trafficking, Commercial Sex Acts	1	0
Pornography/Obscene Material	10	8
Peeping Tom	1	0
Family Offenses, Nonviolent	28	29
Kidnapping/Abduction	32	34
Curfew/Loitering Violations	28	41
All Other Offenses	3397	4058
GRAND TOTALS	10684	11151
PERCENT CHANGE	-4.2%	

ARREST/ORDINANCE CHARGES				
OFFENSE TITLE	2017 YTD		2016 YTD	
	ADULT	JUVENILE	ADULT	JUVENILE
Homicide Offenses	0	0	1	0
Murder and Non-negligent Manslaughter	0	0	1	0
Negligent Manslaughter	0	0	0	0
Justifiable Homicide	0	0	0	0
Sex Offenses, Forcible	32	5	31	8
Forcible Rape	10	1	11	0
Other Sex Offenses, Forcible	22	4	20	8
Sex Offenses, Non-Forcible	5	0	1	0
Assault Offenses	406	54	409	61
Aggravated Assault	40	5	58	4
Simple Assault	349	48	336	56
Intimidation	17	1	15	1
Weapon Law Violations	86	6	68	6
Robbery	18	4	10	1
Burglary/Breaking and Entering	102	3	37	17
Larceny/Theft Offenses	581	90	580	118
Shoplifting	372	55	400	80
Theft from Building	106	13	85	18
Theft from Coin Machine/Device	2	0	2	0
Theft from Motor Vehicle	20	11	19	8
Theft of Motor Vehicle Parts/Accessories	2	0	7	0
All Other Larceny	77	11	66	12
Motor Vehicle Theft	20	7	33	5
Stolen Property (Receiving, etc.)	61	7	71	12
Fraud/Forgery	153	9	158	5
Disorderly Conduct	1104	171	1139	249
Destruction/Damage/Vandalism of Property	176	52	216	48
Trespass of Real Property	174	6	101	12
Arson	1	0	4	0
Drug/Narcotic Offenses	1355	60	1177	81
Drug/Narcotics Violations	896	38	737	45
Drug Equipment Violations	459	22	440	36
Drive Under the Influence	365	3	325	2
Drunkenness	0	0	0	0
Liquor Law Violations	734	10	657	35
Prostitution Offenses	0	0	0	0
Human Trafficking, Commercial Sex Acts	2	0	0	0
Pornography/Obscene Material	7	0	4	2
Peeping Tom	1	0	0	0
Family Offenses, Nonviolent	28	0	21	0
Kidnapping/Abduction	24	0	27	0
Curfew/Loitering Violations	12	43	14	70
All Other Offenses	3085	333	3595	514
Probation/Parole	1823	99	1843	87
Warrants	310	0	689	0
Other	939	233	1012	310
TOTAL ARREST/ORDINANCE CHARGES				
	2017 YTD		2016 YTD	
	ADULT	JUVENILE	ADULT	JUVENILE
TOTALS	8532	863	8679	1246
GRAND TOTALS	9395		9925	
PERCENT CHANGE	-5.3%			

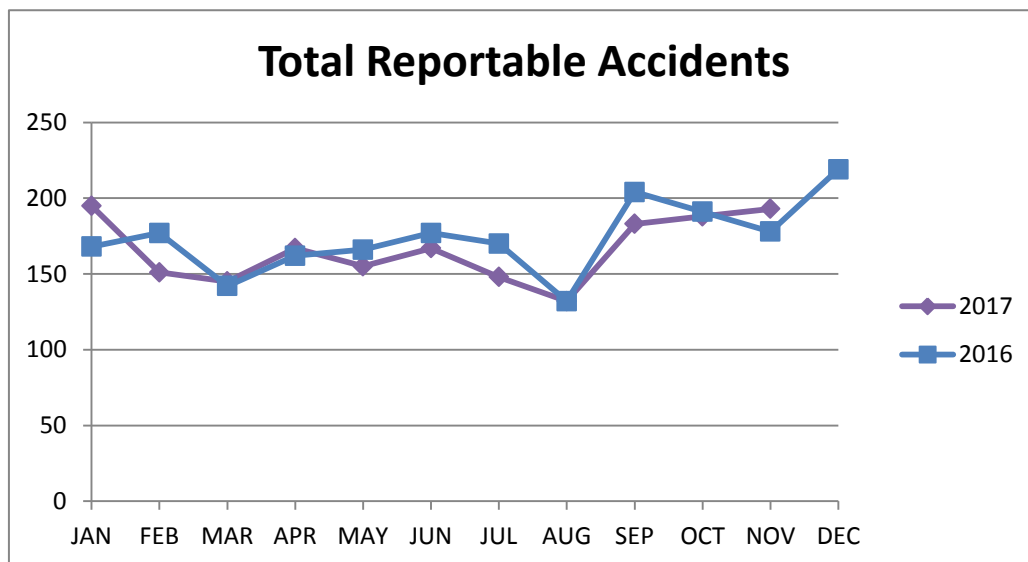
TOTAL PERSONS ARRESTED/CITED				
	2017 YTD		2016 YTD	
	ADULT	JUVENILE	ADULT	JUVENILE
	5379	661	5527	1020
TOTALS				
GRAND TOTALS	6040		6547	
PERCENT CHANGE	-7.7%			

MUNICIPAL CITATIONS	2017 YTD	2016 YTD
Ordinance Citations	3054	3202
Traffic Citations	8105	7397
Other Citations	55	46
TOTALS	11214	10645
PERCENT CHANGE	5%	

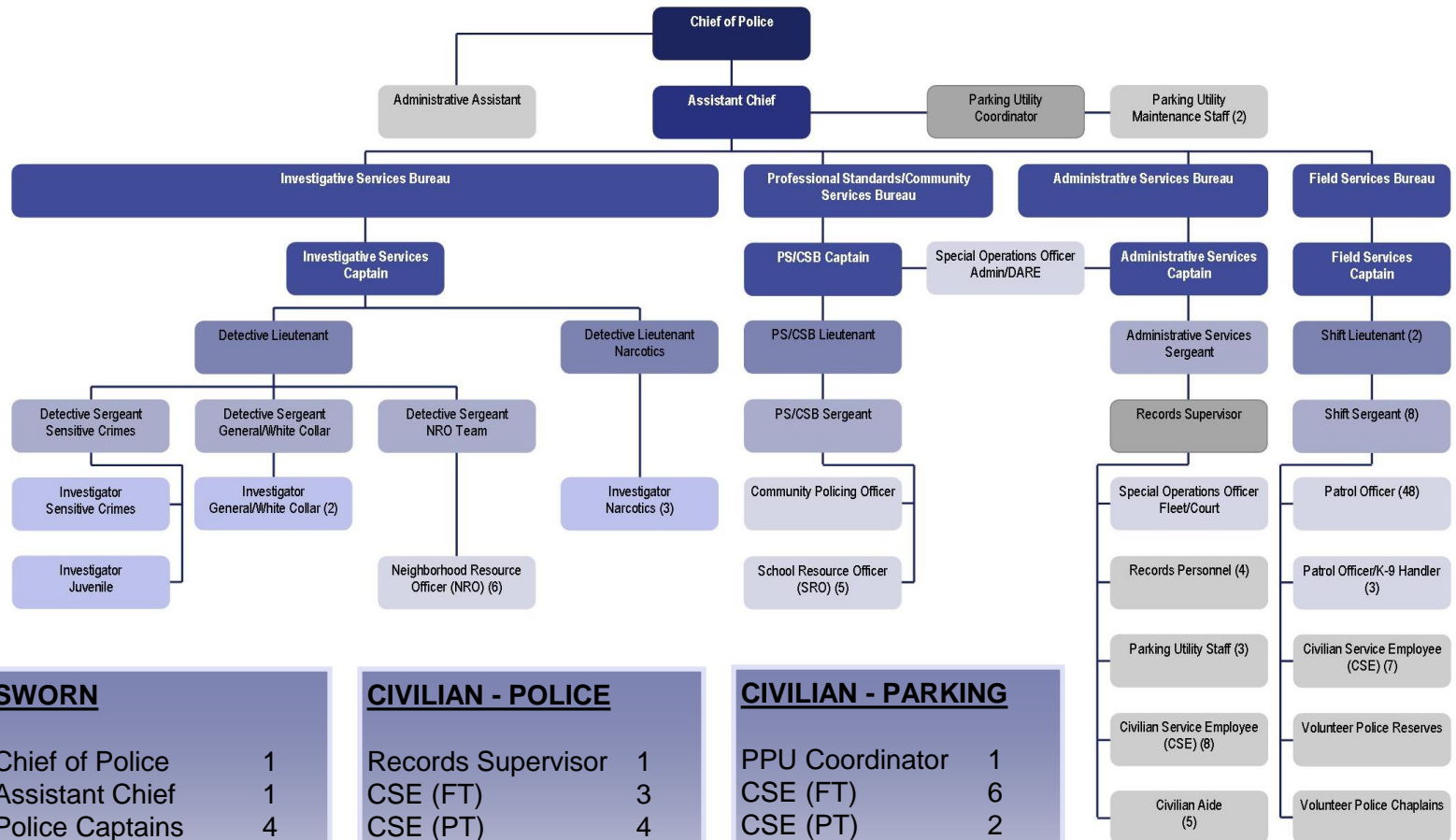
WARNINGS	2017 YTD	2016 YTD
TOTALS	9424	8484
PERCENT CHANGE	11%	

PARKING CITATIONS	2017 YTD	2016 YTD
TOTALS	35819	28483
PERCENT CHANGE	26%	

REPORTABLE ACCIDENTS	2017 YTD	2016 YTD
TOTALS	1824	1867
PERCENT CHANGE	-2%	



La Crosse Police Department



SWORN

Chief of Police	1
Assistant Chief	1
Police Captains	4
Police Lieutenants	5
Police Sergeants	13
Police Investigators	7
Police Officers	65

TOTAL SWORN 96

CIVILIAN - POLICE

Records Supervisor	1
CSE (FT)	3
CSE (PT)	4
Civilian Aide (PT)	5
Clerical	5
Clerical (PT)	1
TOTAL	19

CIVILIAN - PARKING

PPU Coordinator	1
CSE (FT)	6
CSE (PT)	2
Maintenance (FT)	2
Clerical	3
TOTAL	14

TOTAL CIVILIAN 33