



POLICE AND FIRE COMMISSION TRAINING REPORT 10/1/2018 TO 10/31/2018

Training	Hours	Members Attending (approx.)
Management	161.5	6
Emotional Survival/Management	7.5	3
ERT Training	64	17
Negotiator Training	24	6
SFST Instructor	16	1
Investigators Training	48	3
DRUGS / Drug Interdiction	38	7
K9 - Drugs	340.12	10
EVO - Emergency Vehicle Operation	2	1
Squad/body worn video	8	1
Firearms - Qual w/Off Duty Weapon	0.5	1
Active Threat/Shooter	24	1
K9 - Explosives	36.7	1
Sexual Assault Training	76.5	6
Other (Identify in Comments)	13	10
Total Hours: 859.82		

Captain Troy Nedegaard
Administrative Services Bureau
Director of Training



La Crosse Police Department

Ronald J. Tischer, Chief of Police

400 La Crosse Street * La Crosse, WI * 54601 * (608) 789-7200 * www.lacrossepolice.org

October 30, 2018

Honorable Police & Fire Commission
Gentlemen and Ms. Lund:

Police Department Monthly Report

In the News

The State Bank Financial Chili Cook Off to benefit area DARE programs and the La Crosse Public Education Foundation was held October 13th. There were many great entries for the chili contest and Officers Kurt Weaver and Heath Graves served up their famous chili again this year. The event was well attended by the public!

The Apartment Association of the La Crosse Area hosted the 2nd Annual Meatball Dinner fundraiser for the La Crosse Police K-9 Unit on Saturday, October 20th at the American Legion Post 52. This event is such a great way for our community to get “up close” with our K-9s and their handlers. Thanks to the AALA for their support of our department!

On Tuesday, October 23rd, the La Crosse Police Department kicked-off a Citizens’ Police Academy. As part of ongoing efforts to engage in diversity training, La Crosse Police invited members of the Hmong Cultural and Community Agency to present at our spring in-service training. From this successful training, the idea of a Citizens’ Police Academy for Hmong citizens was born. HCCA members identified several individuals who wanted to learn more about LCPD and law enforcement. So far, the Academy has been a great success in helping to break down barriers and increasing our mutual understanding of law enforcement and the Hmong culture.

On October 25th, Texas Roadhouse hosted the “Guardian of the Flame Lunch” and “Tip A Cop” fundraiser. Members of the La Crosse Police Department and area law enforcement served up a special lunch, for FREE! All “Tips” were then donated to Special Olympics of Wisconsin.

Personnel

On October 12th, Sergeants Kirk Flatten, Craig Teff, Steve Pataska, and Jon Wenger graduated from Leadership in Police Organizations School. The training was held for one week per month, for three months and included small group case studies, videos, and class exercises to reinforce leadership principles for front line supervisors.

Leaders in providing a safe and vibrant community.

Employee Safety & Wellness * Integrity * Accountability * Communication * Respect
Transparency * Dedication * Professionalism * Community Policing

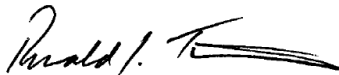
On October 12th, the 7Rivers Chapter of Sudden Cardiac Arrest Association recognized area first responders at their 7th Annual Celebration of Heroes banquet. Six La Crosse Police Officers were recognized for their actions involved in providing life saving measures. Great Job to Officers Brad Schomberg, Jared Reed, Ethan Purkapile, Jeremy Rindfleisch, Michael Bottcher, and Nicholas Raddant.

On October 25th, La Crosse Police Investigators Andy Rosenow and Cory Brandl received the "Law Enforcement Award" from the La Crosse Area Domestic Abuse Sexual Assault Task Force. Investigators Rosenow and Brandl were recognized for their work on two challenging sexual assault cases. Congratulations to Andy and Cory!

Attached are the following reports:

- Training – October 2018
- Statistical –September YTD 2018

Respectfully submitted,

A handwritten signature in black ink, appearing to read "Ronald J. Tischer", with a stylized flourish at the end.

Ronald J. Tischer
Chief of Police

LA CROSSE POLICE DEPARTMENT

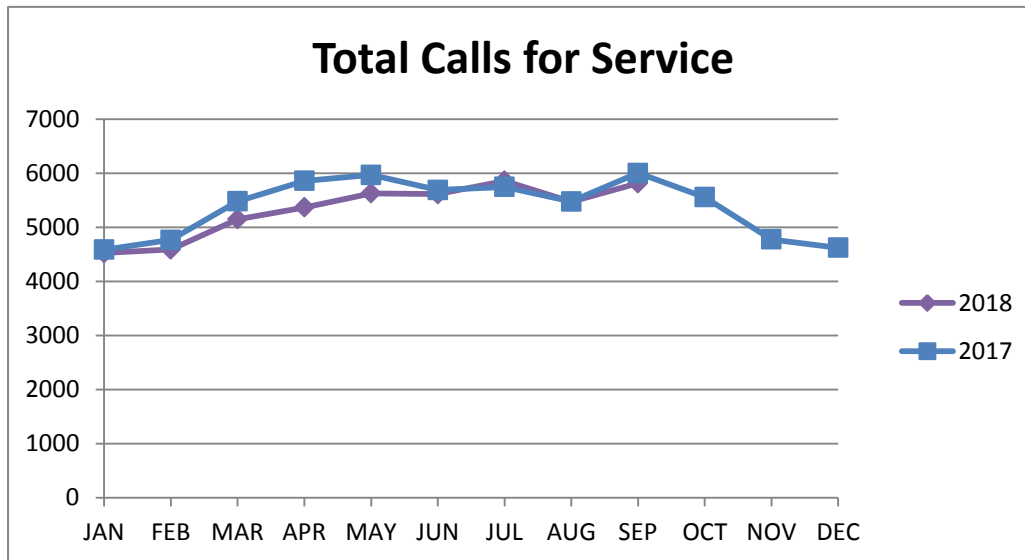


STATISTICAL ANALYSIS

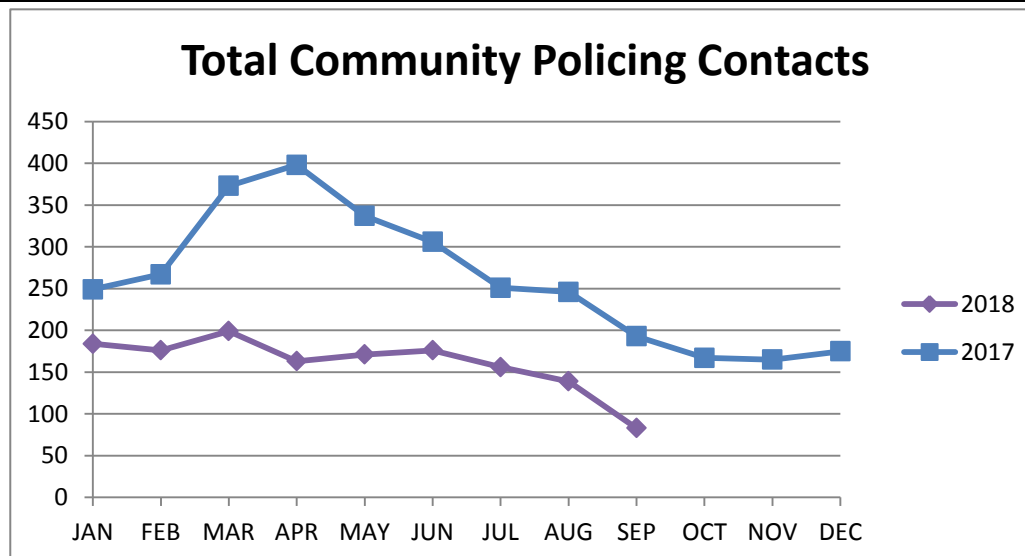
SEPTEMBER 2018 YTD



CALLS FOR SERVICE	2018 YTD	2017 YTD
TOTALS	48015	49573
PERCENT CHANGE	-3.1%	



COMMUNITY POLICING CONTACTS	2018 YTD	2017 YTD
TOTALS	1447	2620
PERCENT CHANGE	-44.8%	



UCR REPORTABLE OFFENSES

OFFENSE TITLE	2018 YTD	2017 YTD
Homicide Offenses	1	1
Murder and Non-negligent Manslaughter	1	0
Negligent Manslaughter	0	0
Justifiable Homicide	0	1
Sex Offenses, Forcible	55	47
Forcible Rape	18	13
Other Sex Offenses, Forcible	37	34
Sex Offenses, Non-Forcible	1	1
Assault Offenses	480	447
Aggravated Assault	63	62
Simple Assault	389	362
Intimidation	28	23
Weapon Law Violations	87	78
Robbery	11	30
Burglary/Breaking and Entering	221	286
Larceny/Theft Offenses	1275	1400
Shoplifting	358	381
Theft from Building	278	287
Theft from Coin Machine/Device	3	3
Theft from Motor Vehicle	237	294
Theft of Motor Vehicle Parts/Accessories	21	38
All Other Larceny	378	397
Motor Vehicle Theft	67	54
Stolen Property (Receiving, etc.)	59	59
Fraud/Forgery	198	263
Disorderly Conduct	1031	1041
Destruction/Damage/Vandalism of Property	211	236
Tresspass of Real Property	151	150
Arson	2	4
Drug/Narcotic Offenses	1133	1075
Drug/Narcotics Violations	724	707
Drug Equipment Violations	409	368
Drive Under the Influence	282	310
Drunkenness	0	0
Liquor Law Violations	731	527
Prostitution Offenses	1	0
Human Trafficking, Commercial Sex Acts	0	1
Pornography/Obscene Material	9	9
Peeping Tom	0	0
Family Offenses, Nonviolent	43	26
Kidnapping/Abduction	29	25
Curfew/Loitering Violations	21	24
All Other Offenses	2719	2701
GRAND TOTALS	8818	8795
PERCENT CHANGE	0.3%	

ARREST/ORDINANCE CHARGES				
OFFENSE TITLE	2018 YTD		2017 YTD	
	ADULT	JUVENILE	ADULT	JUVENILE
Homicide Offenses	1	0	0	0
Murder and Non-negligent Manslaughter	1	0	0	0
Negligent Manslaughter	0	0	0	0
Justifiable Homicide	0	0	0	0
Sex Offenses, Forcible	37	5	19	3
Forcible Rape	15	0	4	0
Other Sex Offenses, Forcible	22	5	15	3
Sex Offenses, Non-Forcible	0	0	2	0
Assault Offenses	379	57	339	44
Aggravated Assault	47	7	32	4
Simple Assault	310	50	293	39
Intimidation	22	0	14	1
Weapon Law Violations	80	4	75	5
Robbery	7	0	16	3
Burglary/Breaking and Entering	37	1	99	3
Larceny/Theft Offenses	475	64	480	78
Shoplifting	296	35	311	51
Theft from Building	86	14	84	9
Theft from Coin Machine/Device	0	0	2	0
Theft from Motor Vehicle	15	14	15	10
Theft of Motor Vehicle Parts/Accessories	0	0	2	0
All Other Larceny	77	1	64	8
Motor Vehicle Theft	23	16	17	6
Stolen Property (Receiving, etc.)	60	2	48	6
Fraud/Forgery	130	7	128	9
Disorderly Conduct	960	140	931	128
Destruction/Damage/Vandalism of Property	155	44	151	48
Trespass of Real Property	147	9	151	6
Arson	0	1	1	0
Drug/Narcotic Offenses	1249	39	1130	48
Drug/Narcotics Violations	814	20	750	28
Drug Equipment Violations	435	19	380	20
Drive Under the Influence	283	0	307	2
Drunkenness	0	0	0	0
Liquor Law Violations	893	23	642	7
Prostitution Offenses	1	0	0	0
Human Trafficking, Commercial Sex Acts	0	0	2	0
Pornography/Obscene Material	5	1	7	0
Peeping Tom	0	0	0	0
Family Offenses, Nonviolent	35	0	26	0
Kidnapping/Abduction	23	2	19	0
Curfew/Loitering Violations	6	39	10	40
All Other Offenses	2550	178	2490	223
Probation/Parole	1621	39	1535	74
Warrants	282	5	256	0
Other	647	133	687	148
TOTAL ARREST/ORDINANCE CHARGES				
	2018 YTD		2017 YTD	
	ADULT	JUVENILE	ADULT	JUVENILE
TOTALS	7536	632	7090	659
GRAND TOTALS	8168		7749	
PERCENT CHANGE	5.4%			

TOTAL PERSONS ARRESTED/CITED				
	2018 YTD		2017 YTD	
	ADULT	JUVENILE	ADULT	JUVENILE
TOTALS	4662	467	4442	484
GRAND TOTALS	5129		4926	
PERCENT CHANGE	4.1%			

MUNICIPAL CITATIONS	2018 YTD	2017 YTD
Ordinance Citations	3168	2433
Traffic Citations	5763	6725
Other Citations	52	52
TOTALS	8983	9210
PERCENT CHANGE	-2%	

WARNINGS	2018 YTD	2017 YTD
TOTALS	5634	7892
PERCENT CHANGE	-29%	

PARKING CITATIONS	2018 YTD	2017 YTD
TOTALS	31682	25755
PERCENT CHANGE	23%	

REPORTABLE ACCIDENTS	2018 YTD	2017 YTD
TOTALS	1546	1442
PERCENT CHANGE	7%	

