

DESCRIPTION

The Galleon™ Wall LED luminaire's appearance is complementary with the Galleon area and site luminaire bringing a modern architectural style to lighting applications. Flexible mounting options accommodate wall surfaces in both an upward and downward configuration. The Galleon family of LED products deliver exceptional performance with patented, high-efficiency AccuLED Optics™, providing uniform and energy conscious lighting for parking lots, building and security lighting applications.

SPECIFICATION FEATURES

Construction

Driver enclosure thermally isolated from optics for optimal thermal performance. Heavy wall aluminum housing die-cast with integral external heat sinks to provide superior structural rigidity and an IP66 rated housing. Overall construction passes a 1.5G vibration test to ensure mechanical integrity. UPLIGHTING: Specify with the UPL option for inverted mount upright housing with additional protections to maintain IP rating.

Optics

Choice of thirteen patented, high-efficiency AccuLED Optics. The optics are precisely designed to shape the distribution maximizing efficiency and application spacing. AccuLED Optics create consistent distributions with the scalability to meet customized application requirements. Offered standard in 4000K (+/- 275K) CCT and minimum 70 CRI. Optional 3000K, 5000K and 6000K CCT. Greater than 90%

lumen maintenance expected at 60,000 hours. Available in standard 1A drive current and optional 1200mA, 800mA, and 600mA drive currents.

Electrical

LED drivers are mounted for ease of maintenance. 120-277V 50/60Hz, 347V or 480V 60Hz operation. 480V is compatible for use with 480V Wye systems only. Drivers are provided standard with 0-10V dimming. An optional Eaton proprietary surge protection module is available and designed to withstand 10kV of transient line surge. The Galleon Wall LED luminaire is suitable for operation in -40°C to 40°C ambient environments. For applications with ambient temperatures exceeding 40°C, specify the HA (High Ambient) option. Emergency egress options for -20°C ambient environments and occupancy sensor available.

Mounting

Gasketed and zinc plated rigid steel mounting attachment fits directly to 4" j-box or wall with the Galleon Wall "Hook-N-Lock" mechanism for quick installation. Secured with two captive corrosion resistant black oxide coated allen head set screws which are concealed but accessible from bottom of fixture.

Finish

Housing finished in super durable TGIC polyester powder coat paint, 2.5 mil nominal thickness for superior protection against fade and wear. Standard colors include black, bronze, grey, white, dark platinum and graphite metallic. RAL and custom color matches available. Consult the McGraw-Edison Architectural Colors brochure for the complete selection.

Warranty

Five-year warranty.

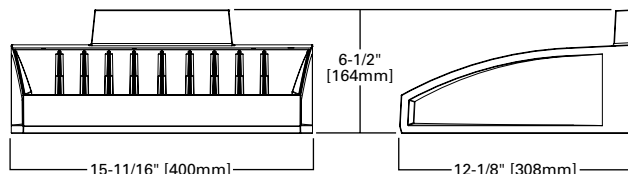


GWC GALLEON WALL

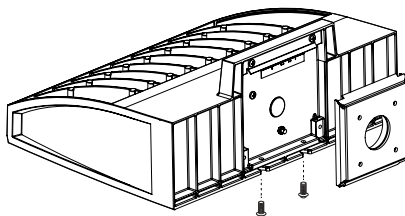
1-2 Light Squares
Solid State LED

WALL MOUNT LUMINAIRE

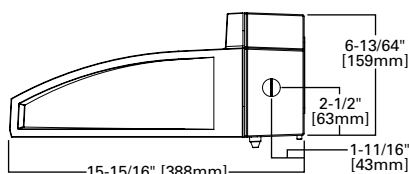
DIMENSIONS



HOOK-N-LOCK MOUNTING



BATTERY BACKUP AND THRU-BRANCH BACK BOX



CERTIFICATION DATA

UL/cUL Listed
LM79 / LM80 Compliant
IP66 Housing
ISO 9001
DesignLights Consortium® Qualified*

ENERGY DATA

Electronic LED Driver
>0.9 Power Factor
<20% Total Harmonic Distortion
120-277V/50 & 60Hz, 347V/60Hz, 480V/60Hz
-30°C Minimum Temperature
40°C Ambient Temperature Rating

SHIPPING DATA

Approximate Net Weight:
27 lbs. (12.2 kgs.)