



La Crosse Police Department

Ronald J. Tischer, Chief of Police

400 La Crosse Street * La Crosse, WI * 54601 * (608) 789-7200 * www.lacrossepolice.org

March 11, 2019

Honorable Police & Fire Commission
Gentlemen and Ms. Lund:

Police Department Monthly Report

In the News

All La Crosse Police Officers spent several hours at the most recent in-service training learning about Mental Health First Aid (MHFA) to learn skills and resources to assist in identifying, understanding, and responding to people living with a mental illness or those in crisis. On May 22, 2019, members of LCPD are partnering with local organizations to host a FREE 8-hour MHFA training seminar for members of the community!

Citizen Thanks

The La Crosse Police Department received the following email message from a thankful citizen:

"Me and my sister recently moved to La Crosse. Today I read in the news about some racist graffiti that was painted on a local business owners property. I also read that is being treated as a hate crime, and professionally handled by you guys. I greatly appreciate the La Crosse police department handling this in this manner, and letting people know that this is not acceptable. I myself am Muslim and attend college here at UWL. The way you guys are handling this means a great deal to me, and my sister who wears a scarf to work everyday.

Keep up the amazing work."

Personnel

A Civilian Service Employee received a Field Performance Evaluation Form regarding his assistance in the location and subsequent arrest of a wanted subject. The CSE had read a department-wide email identifying and asking for assistance in locating the subject who was wanted for his connect to several burglaries. While out on Parking Utility duty, the CSE viewed a

Leaders in providing a safe and vibrant community.

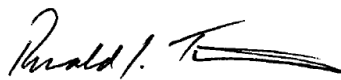
subject matching the description and contacted the officer. The officer was able to locate the subject, arrest him, and clear several burglary cases.

Chief Tischer received a letter from a citizen who wanted to commend an officer for his kindness, concern, expertise, and efficiency while dealing with an automobile collision. In fact, the citizen noted they were, "actually glad to stop by the city treasurer's office and pay the fine!"

Attached are the following reports:

- Training – February 2019
- Statistical – January YTD 2019

Respectfully submitted,

A handwritten signature in black ink, appearing to read "Ronald J. Tischer", with a stylized flourish at the end.

Ronald J. Tischer
Chief of Police



POLICE AND FIRE COMMISSION

TRAINING REPORT

2/1/2019 TO 2/28/2019

Training	Hours	Members Attending (approx.)
Diversity	0.8	1
DAAT	3.5	1
Report Writing	93.9	94
Management	120	3
Ethics	1.9	1
Domestic Violence	4	1
Field Training (New Officer)	261.1	9
Emotional Survival/Management	35	12
ERT Training	104	13
Firearms - Sniper Shoot	1	1
Shift Meeting/Training	5	1
Instructor/Facilitator Training	96	3
Mental Health and Crisis Training	654.8	94
NIMS/ICS	17.5	2
K9 - Drugs	65.52	3
Taser	2	1
EVO - Emergency Vehicle Operation	2.8	14
OC Training	1	1
Less Lethal (Special Munitions)	1	1
Radar/Laser Certification	2.3	1
Firearms - Shooting	13.3	2
Firearms - Other	4	2
Squad/body worn video	5.3	2
Water Rescue/Survival	0.5	1
Firearms - Qual w/Off Duty Weapon	0.5	1
Active Threat/Shooter	120	8
K9 - Explosives	36.13	1
Media	4.55	4
Contingency Training (Train & Stand	3.5	1
Respiratory Protection	4.25	6
Sexual Assault Training	1	1
Communication techniques	4.4	2



**POLICE AND FIRE COMMISSION
TRAINING REPORT
2/1/2019 TO 2/28/2019**

Training

Hours

Members Attending (approx.)

Total Hours: 1670.55

**Captain Troy Nedegaard
Administrative Services Bureau
Director of Training**

LA CROSSE POLICE DEPARTMENT

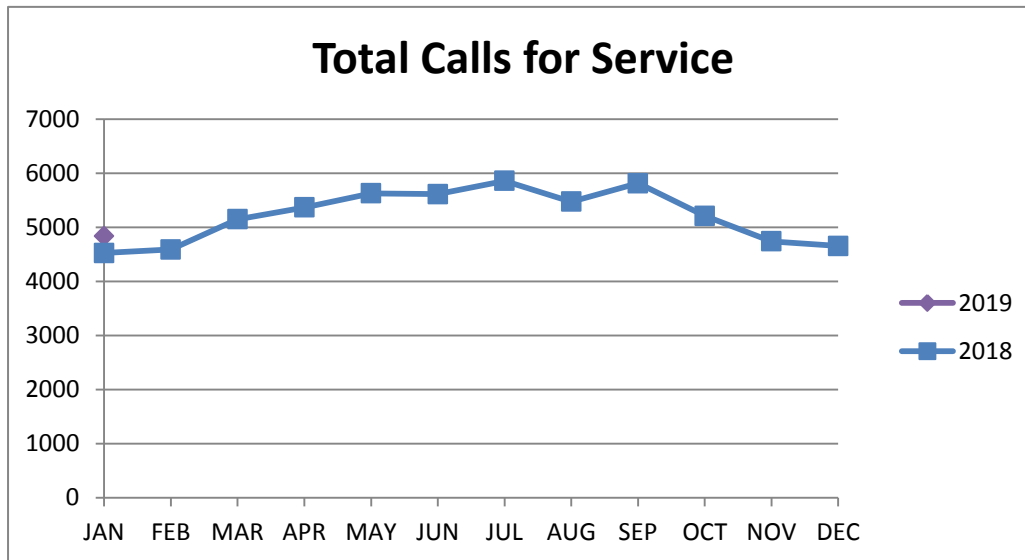


STATISTICAL ANALYSIS

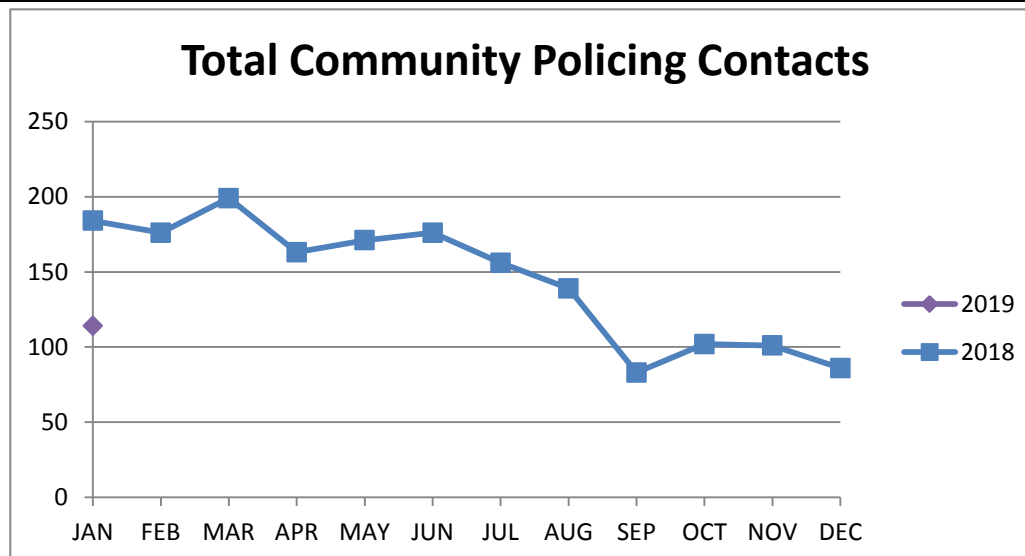
JANUARY 2019 YTD



CALLS FOR SERVICE	2019 YTD	2018 YTD
TOTALS	4837	4523
PERCENT CHANGE	6.9%	



COMMUNITY POLICING CONTACTS	2019 YTD	2018 YTD
TOTALS	114	184
PERCENT CHANGE	-38.0%	



UCR REPORTABLE OFFENSES

OFFENSE TITLE	2019 YTD	2018 YTD
Homicide Offenses	0	0
Murder and Non-negligent Manslaughter	0	0
Negligent Manslaughter	0	0
Justifiable Homicide	0	0
Sex Offenses, Forcible	0	3
Forcible Rape	0	0
Other Sex Offenses, Forcible	0	3
Sex Offenses, Non-Forcible	0	0
Assault Offenses	40	40
Aggravated Assault	2	4
Simple Assault	34	35
Intimidation	4	1
Weapon Law Violations	7	7
Robbery	3	0
Burglary/Breaking and Entering	9	28
Larceny/Theft Offenses	93	125
Shoplifting	43	29
Theft from Building	25	49
Theft from Coin Machine/Device	0	22
Theft from Motor Vehicle	10	1
Theft of Motor Vehicle Parts/Accessories	0	23
All Other Larceny	15	1
Motor Vehicle Theft	4	7
Stolen Property (Receiving, etc.)	1	13
Fraud/Forgery	25	20
Disorderly Conduct	101	111
Destruction/Damage/Vandalism of Property	16	20
Tresspass of Real Property	14	19
Arson	0	0
Drug/Narcotic Offenses	78	138
Drug/Narcotics Violations	54	89
Drug Equipment Violations	24	49
Drive Under the Influence	36	40
Drunkenness	0	0
Liquor Law Violations	28	58
Prostitution Offenses	0	0
Human Trafficking, Commercial Sex Acts	0	0
Pornography/Obscene Material	0	0
Peeping Tom	0	0
Family Offenses, Nonviolent	1	5
Kidnapping/Abduction	4	2
Curfew/Loitering Violations	2	0
All Other Offenses	300	303
GRAND TOTALS	762	939
PERCENT CHANGE	-18.8%	

ARREST/ORDINANCE CHARGES				
OFFENSE TITLE	2019 YTD		2018 YTD	
	ADULT	JUVENILE	ADULT	JUVENILE
Homicide Offenses	1	0	0	0
Murder and Non-negligent Manslaughter	1	0	0	0
Negligent Manslaughter	0	0	0	0
Justifiable Homicide	0	0	0	0
Sex Offenses, Forcible	0	1	2	1
Forcible Rape	0	1	0	0
Other Sex Offenses, Forcible	0	0	2	1
Sex Offenses, Non-Forcible	0	0	0	0
Assault Offenses	33	2	37	6
Aggravated Assault	11	0	4	0
Simple Assault	21	2	32	6
Intimidation	1	0	1	0
Weapon Law Violations	6	1	7	1
Robbery	4	0	1	0
Burglary/Breaking and Entering	2	0	9	0
Larceny/Theft Offenses	57	6	57	10
Shoplifting	38	1	23	4
Theft from Building	11	1	21	4
Theft from Coin Machine/Device	0	0	0	0
Theft from Motor Vehicle	1	4	2	2
Theft of Motor Vehicle Parts/Accessories	0	0	0	0
All Other Larceny	7	0	10	0
Motor Vehicle Theft	3	1	2	2
Stolen Property (Receiving, etc.)	1	0	12	1
Fraud/Forgery	5	1	26	1
Disorderly Conduct	90	6	100	16
Destruction/Damage/Vandalism of Property	20	2	21	5
Trespass of Real Property	11	0	17	4
Arson	0	0	0	0
Drug/Narcotic Offenses	87	2	178	9
Drug/Narcotics Violations	58	2	119	4
Drug Equipment Violations	29	0	59	5
Drive Under the Influence	36	0	40	0
Drunkenness	0	0	0	0
Liquor Law Violations	36	1	72	1
Prostitution Offenses	0	0	0	0
Human Trafficking, Commercial Sex Acts	0	0	0	0
Pornography/Obscene Material	1	0	0	0
Peeping Tom	0	0	0	0
Family Offenses, Nonviolent	1	0	4	0
Kidnapping/Abduction	6	0	1	0
Curfew/Loitering Violations	1	2	0	0
All Other Offenses	253	30	282	14
Probation/Parole	158	2	173	3
Warrants	26	0	37	1
Other	69	28	72	10
TOTAL ARREST/ORDINANCE CHARGES				
	2019 YTD		2018 YTD	
	ADULT	JUVENILE	ADULT	JUVENILE
TOTALS	654	55	868	71
GRAND TOTALS	709		939	
PERCENT CHANGE	-24.5%			

TOTAL PERSONS ARRESTED/CITED				
	2019 YTD		2018 YTD	
	ADULT	JUVENILE	ADULT	JUVENILE
	TOTALS	429	44	514
GRAND TOTALS	473		561	
PERCENT CHANGE	-15.7%			

MUNICIPAL CITATIONS	2019 YTD	2018 YTD
Ordinance Citations	207	264
Traffic Citations	600	730
Other Citations	1	3
TOTALS	808	997
PERCENT CHANGE	-19%	

WARNINGS	2019 YTD	2018 YTD
TOTALS	438	730
PERCENT CHANGE	-40%	

PARKING CITATIONS	2019 YTD	2018 YTD
TOTALS	5004	5057
PERCENT CHANGE	-1%	

REPORTABLE ACCIDENTS	2019 YTD	2018 YTD
TOTALS	211	215
PERCENT CHANGE	-2%	

