



La Crosse Police Department

Shawn P. Kudron, Chief of Police

400 La Crosse Street * La Crosse, WI * 54601 * (608) 789-7200 * www.lacrossepolice.org

May 12, 2020

Honorable Police & Fire Commission
Gentlemen and Ms. Lund:

Police Department Monthly Report

Community Engagement

Although every member of our community has been affected by the COVID-19 pandemic, facing troubling and uncertain futures, we have seen countless people putting aside their personal worries to help others in greater need. The community has come together, ensuring that food is available in our local pantries and that personal protective equipment is delivered to those on the front lines. Recently, four young ladies requested that their parents use their Easter gift money to purchase masks and then donated those masks to our Officers, as well as La Crosse firefighters. We are grateful for our community's support during these times!

Over the past couple of weeks, La Crosse Police Officers have had the great pleasure of fulfilling some unique citizen requests. Due to the Safer at Home order, countless people have had to forego celebrating life events – weddings, anniversaries, and birthdays. We've been lucky enough to participate in a few parades – one for Grandma Pat's 95th Birthday, one for siblings who turned 9 and 15, and one to show support for a community member battling cancer. It has been a great way to bring joy to our community – and our Officers – when we're able to join!

Staffing

We currently have six vacant sworn positions.

Attached are the following reports:

- Training – April 2020
- Statistical – Year to Date March 2020

Respectfully submitted,

Shawn P. Kudron
Chief of Police

Leaders in providing a safe and vibrant community.

Employee Safety & Wellness * Integrity * Accountability * Communication * Respect
Transparency * Dedication * Professionalism * Community Policing



POLICE AND FIRE COMMISSION TRAINING REPORT 4/1/2020 TO 4/30/2020

Training	Hours	Members Attending (approx.)
Domestic Violence	1	1
Field Training (New Officer)	172	2
Emotional Survival/Management	1	1
Shift Meeting/Training	61.4	11
Human Resources Training	1	2
Computer	24.2	25
Investigators Training	10.5	16
DRUGS / Drug Interdiction	47.9	54
K9 - Drugs	217.25	3
Community Services	5.9	3
Active Threat/Shooter	2	1
K9 - Explosives	31.03	1
Respiratory Protection	0.25	1
Total Hours: 575.43		

Captain Troy Nedegaard
Administrative Services Bureau
Director of Training

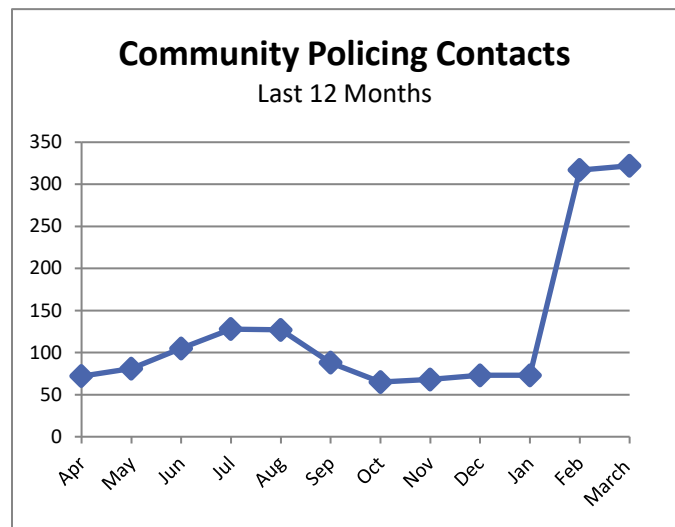
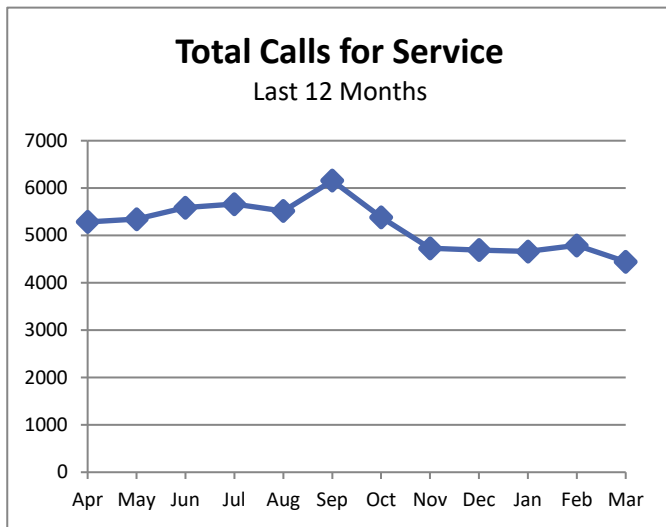


La Crosse Police Department

Statistical Analysis - March 2020 YTD

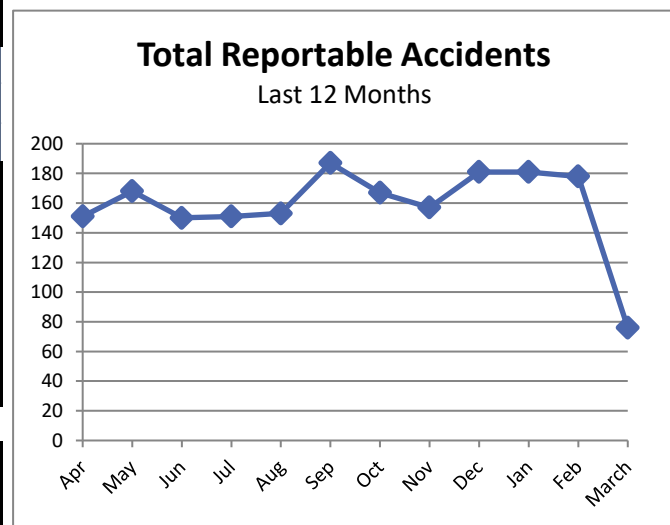


	Daily Average	March Total		YTD Total	
Calls for Service (CFS)	For March	2020	2019	2020	2019
TOTAL	143	4445	5419	13895	14941
PERCENT CHANGE		-18.0%		-7.0%	



Citation Type	2020 YTD	2019 YTD
Ordinance Citations	658	770
Traffic Citations	1406	1903
Other Citations	6	4
Municipal Citations	2070	2677
Percent Change	-22.7%	
Warnings	2024	2632
Percent Change	-23%	
Parking Citations	18103	15515
Percent Change	16.7%	

Reportable Accidents	2020 YTD	2019 YTD
TOTALS	435	500
Percent Change	-13%	



Leaders in providing a safe and vibrant community.



La Crosse Police Department

Statistical Analysis - March 2020 YTD



	UCR Reportable Offenses		Arrests/Ordinance Charges			
	2020 YTD	2019 YTD	2020 YTD		2019 YTD	
Offense Type			ADULT	JUVENILE	ADULT	JUVENILE
Homicide Offenses	0	1	1	0	1	0
Sex Offenses, Forcible	16	6	10	0	3	4
Sex Offenses, Non-Forcible	1	3	1	0	0	0
Assault Offenses	151	122	127	15	106	11
Weapon Law Violations	9	18	11	5	16	1
Robbery	5	6	2	0	4	0
Burglary/Breaking and Entering	20	24	3	0	8	0
Larceny/Theft Offenses	386	249	181	18	133	14
Motor Vehicle Theft	14	12	7	0	7	2
Stolen Property (Receiving, etc.)	11	7	10	2	8	0
Fraud/Forgery	66	65	38	1	22	1
Disorderly Conduct	304	311	264	54	296	40
Property Destruction/Damage/Vandalism	65	53	38	18	52	6
Tresspass of Real Property	76	45	62	8	39	0
Arson	0	0	0	0	0	0
Drug/Narcotic Offenses	308	339	335	25	315	26
Drive Under the Influence	87	108	87	0	108	0
Liquor Law Violations	75	122	78	9	153	1
Prostitution Offenses	0	1	0	0	1	0
Pornography/Obscene Material	0	2	0	0	3	1
Family Offenses, Nonviolent	6	8	5	0	7	0
Kidnapping/Abduction	9	10	8	0	11	0
Curfew/Loitering Violations	5	23	1	5	9	18
All Other Offenses	729	866	639	107	734	128
TOTALS			1908	267	2036	253
	2020 YTD	2019 YTD	2020 YTD		2019 YTD	
GRAND TOTALS	2343	2401	2175		2289	
Percent Change	-2.4%		-5.0%			
			Persons Arrested/Cited			
			2020 YTD		2019 YTD	
			ADULT	JUVENILE	ADULT	JUVENILE
			1129	203	1282	205
GRAND TOTALS			1332		1487	
Percent Change			-10.4%			

Leaders in providing a safe and vibrant community.