



La Crosse Police Department

Shawn P. Kudron, Chief of Police

400 La Crosse Street * La Crosse, WI * 54601 * (608) 789-7200 * www.lacrossepolice.org

September 8, 2020

Honorable Police & Fire Commission:

Police Department Monthly Report

Community Engagement

Over the past several months, Chief Kudron and Mayor Kabat met with local community leaders in an effort to bring together various organizations to provide an opportunity for open and transparent dialogue with our community members. The meetings led to the planning of a series virtual town hall meetings to discuss varying aspects of policing, housing, youth interaction, and more, within our community. The first Virtual Town Hall "Policing in Our Community: Where do we go from here?" occurred on Wednesday, August 19 with a panel of 8 individuals, which included Chief Kudron. The City IT department and members of the Police Department worked to set up the technological aspect of the Town Hall to include live streaming on Lifesize and on the Police Department's Facebook page (you can still watch the recorded video on our Facebook here: <https://www.facebook.com/lacrossepolice/videos/330205654788890>). The event was a success with a combined average of 250 community members tuning in to the Lifesize and Facebook live streams. The panelists all agreed that the Town Hall was a great catalyst for future community engagement.

On August 20, several members of the Neighborhood Resource Officer team volunteered off-duty and participated in a virtual 5K to help raise funds for "End Violence Against Women International". They had a great time raising funds and awareness for this important organization.

Staffing

We will be fully staffed, pending approval of the current officer position.

Attached are the following reports:

- Training – August 2020
- Statistical – Year to Date July 2020

Respectfully submitted,

Shawn P. Kudron
Chief of Police

Leaders in providing a safe and vibrant community.

Employee Safety & Wellness * Integrity * Accountability * Communication * Respect
Transparency * Dedication * Professionalism * Community Policing



POLICE AND FIRE COMMISSION

TRAINING REPORT

8/1/2020 TO 8/31/2020

Training	Hours	Members Attending (approx.)
Diversity	16.1	24
DAAT	4.5	3
School Resource Officer	27.3	13
Field Training (New Officer)	504	3
Emotional Survival/Management	3.1	3
ERT Training	80	10
Shift Meeting/Training	29.5	96
Computer	8	1
Investigators Training	5.8	4
DRUGS / Drug Interdiction	6.8	1
Instructor/Facilitator Training	16	2
K9 - Drugs	120.96	7
Intoximeter	160	8
Community Services	1.5	2
Squad/body worn video	1.5	1
K9 - Explosives	27.82	1
Communication techniques	8.8	3
Total Hours: 1021.68		

Captain Troy Nedegaard
Administrative Services Bureau
Director of Training

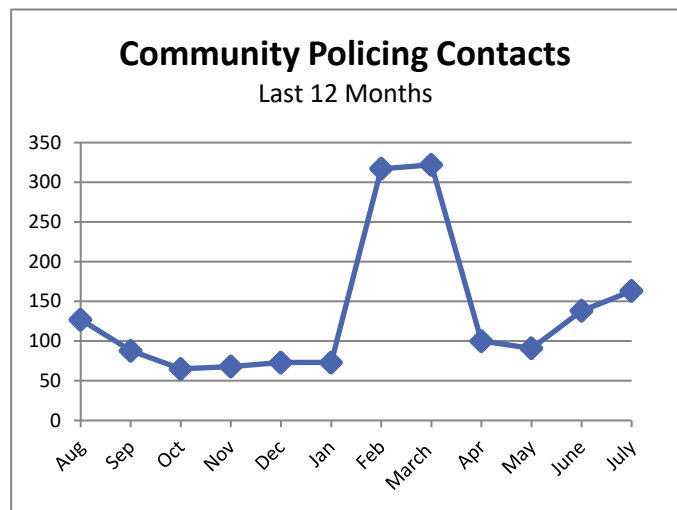
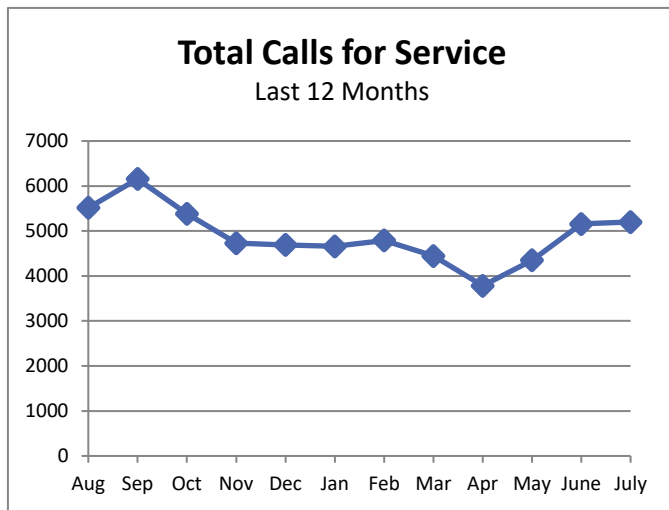


La Crosse Police Department

Statistical Analysis - July 2020 YTD

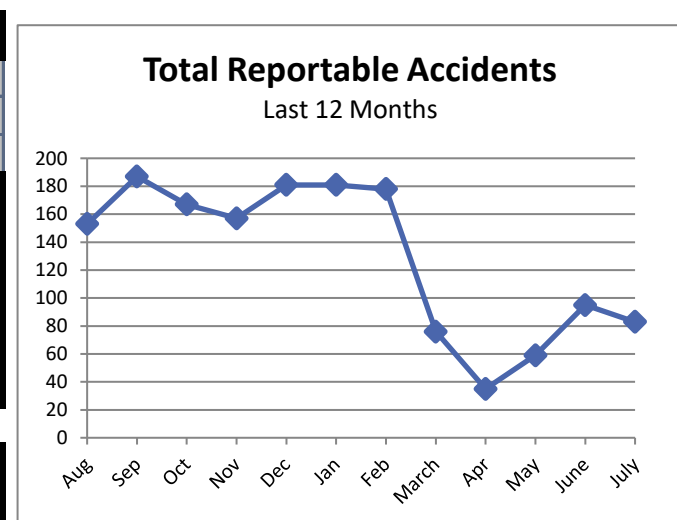


	Daily Average	July Total		YTD Total	
Calls for Service (CFS)	For July	2020	2019	2020	2019
TOTAL	168	5200	5661	32387	36821
PERCENT CHANGE		-8.1%		-12.0%	



Citation Type	2020 YTD	2019 YTD
Ordinance Citations	1469	1979
Traffic Citations	2254	4136
Other Citations	15	32
Municipal Citations	3738	6147
Percent Change	-39.2%	
Warnings	2853	5972
Percent Change	-52%	
Parking Citations	24171	27262
Percent Change	-11.3%	

Reportable Accidents	2020 YTD	2019 YTD
TOTALS	707	1140
Percent Change	-38%	



Leaders in providing a safe and vibrant community.



La Crosse Police Department

Statistical Analysis - July 2020 YTD



	UCR Reportable Offenses		Arrests/Ordinance Charges			
	2020 YTD	2019 YTD	2020 YTD		2019 YTD	
Offense Type			ADULT	JUVENILE	ADULT	JUVENILE
Homicide Offenses	2	1	3	0	1	0
Sex Offenses, Forcible	34	25	20	0	11	6
Sex Offenses, Non-Forcible	1	4	1	0	1	0
Assault Offenses	417	300	349	32	252	32
Weapon Law Violations	32	46	34	5	40	3
Robbery	14	12	11	1	10	2
Burglary/Breaking and Entering	87	127	7	0	17	0
Larceny/Theft Offenses	1106	831	423	36	353	35
Motor Vehicle Theft	54	34	19	0	11	3
Stolen Property (Receiving, etc.)	37	27	37	2	22	1
Fraud/Forgery	135	177	59	2	87	1
Disorderly Conduct	816	755	730	110	701	105
Property Destruction/Damage/Vandalism	187	152	133	29	134	22
Tresspass of Real Property	282	154	239	11	146	1
Arson	2	0	0	1	0	0
Drug/Narcotic Offenses	551	774	589	41	792	46
Drive Under the Influence	155	268	155	0	267	1
Liquor Law Violations	113	346	114	15	446	9
Prostitution Offenses	1	2	1	0	2	0
Pornography/Obscene Material	4	5	3	0	4	3
Family Offenses, Nonviolent	12	22	10	0	20	0
Kidnapping/Abduction	25	18	23	0	17	2
Curfew/Loitering Violations	13	34	2	14	12	33
All Other Offenses	1487	2103	1377	118	1894	216
TOTALS			4339	417	5240	521
	2020 YTD	2019 YTD	2020 YTD		2019 YTD	
GRAND TOTALS	5567	6217	4756		5761	
Percent Change	-10.5%		-17.4%			
			Persons Arrested/Cited			
			2020 YTD		2019 YTD	
			ADULT	JUVENILE	ADULT	JUVENILE
			2526	297	3281	409
GRAND TOTALS			2823		3690	
Percent Change			-23.5%			

Leaders in providing a safe and vibrant community.