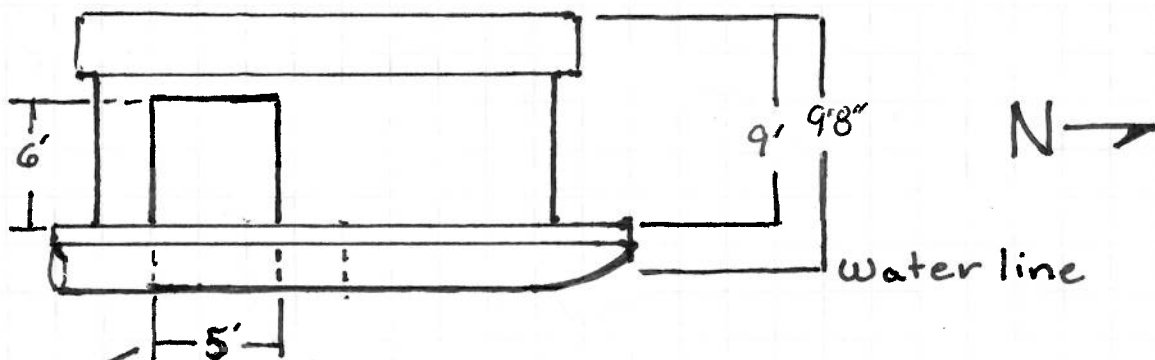
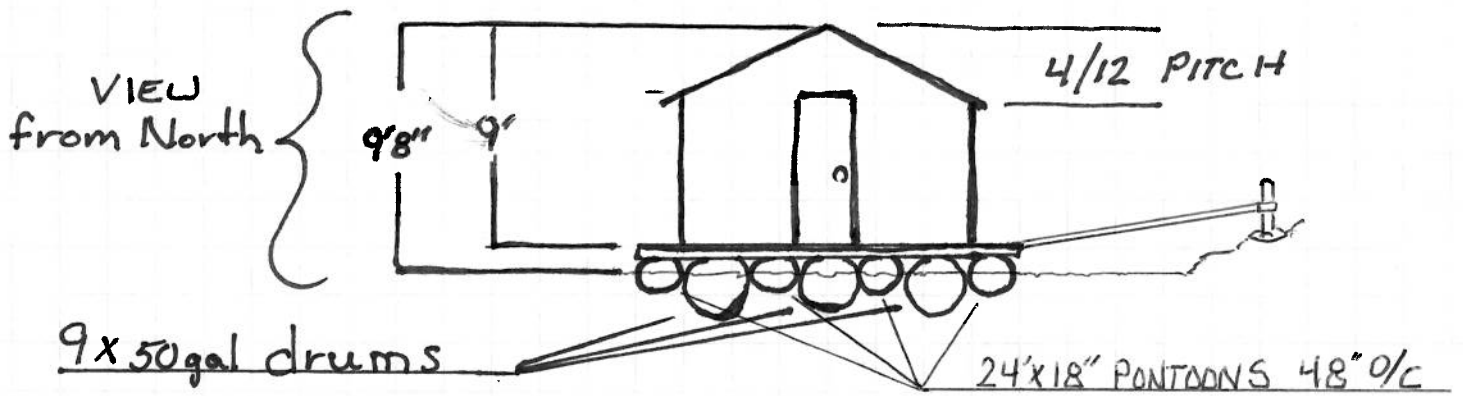
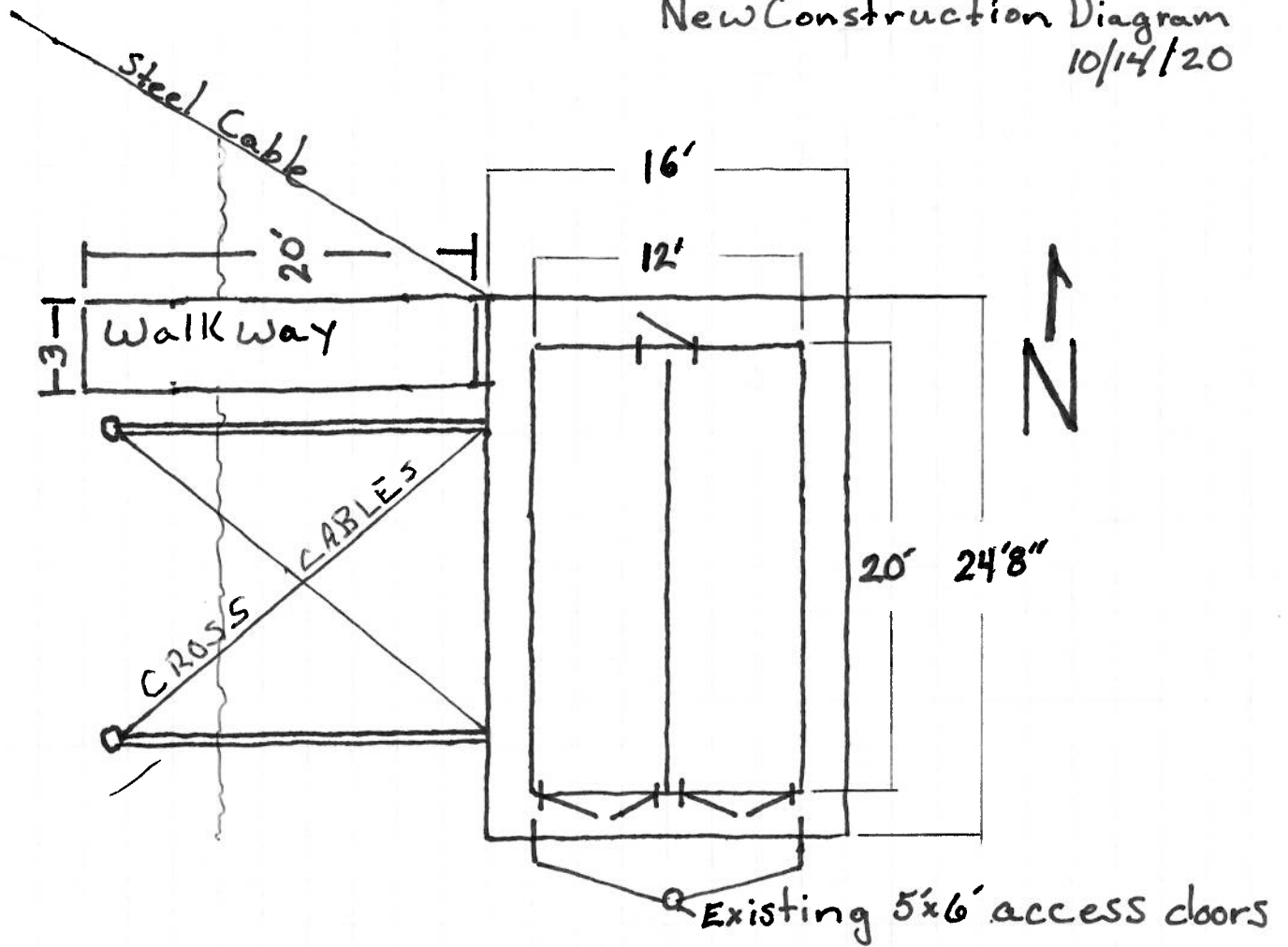


# New Construction Diagram 10/14/20



Proposed relocation of second 5x6' access door.

## New boat house Narrative 10/14/20

Due to the age and condition of the boathouse structure named Swift Creek 14, it is my intent to replace the entire structure. If approved the first stage will be to completely remove the current structure both above and below the waterline. Deconstruction will be completed within 30 days of project approval. Construction of the new substructure has begun off site and will include 4, 18" x 24' aluminum pontoons and cleaned and sealed 50 gallon drums. Frame will be constructed of 4" x 4" x 16' galvanized steel structural beams topped with 3/4" cedar decking. Connection to land will use existing concrete and steel anchor points with 20' steel piping mounted to steel pivot points permanently affixed to steel frame of boathouse.

The enclosed structure will be constructed of new 2" x 4" galvanized studs covered by new vinyl siding and will match the existing structure in height, width and length. The existing 4"/12" roof pitch will be duplicated and constructed of 2" x 4" steel studs covered with new corrugated steel.

Original boat house has 3 doors. The entry door (3'x6') located on North end, 2 large access doors (5'x6'H) on South end. New construction would retain the entrance door located on North side which will use a standard size (36"x80") exterior grade door. New construction will retain one 5'x6' access door on South end. I would like to request approval to relocate the second 5'x6' access door to the East wall. If denied, both access doors will be retained on South end.