



# *La Crosse Police Department*

## *Shawn P. Kudron, Chief of Police*

400 La Crosse Street \* La Crosse, WI \* 54601 \* (608) 789-7200 \* [www.lacrossepolice.org](http://www.lacrossepolice.org)

December 7, 2020

Honorable Police & Fire Commission:

### **Police Department Monthly Report**

#### **Transparency**

In the near future, the La Crosse Police Department will be rolling-out a new resource on our website, the ability to submit Compliments and Complaints directly through web forms. Over the past several months we have been developing this new resource to be easy to use and accessible to our community. Along with this, we will be publishing the first of an annually prepared report titled, "Professional Standards Report". This report will summarize the compliments and complaints that the Department received from the prior year. It will also detail our complaint process, including classifications, dispositions, and levels of discipline for each complaint. This report has been in the works for some time and fulfills one of our Strategic Goals regarding Transparency and communicating with our citizens.

#### **Community Engagement**

The La Crosse Police Department partnered with WXOW and the National Alliance on Mental Illness (NAMI) La Crosse, to release media "spots" to increase mental illness awareness and as a resource for those living in our community with mental illness. The first released late-November and several more will be released through the upcoming months.

#### **Staffing**

We are fully staffed at this time.

Attached are the following reports:

- Training – November 2020
- Statistical – Year to Date October 2020

Respectfully submitted,

Shawn P. Kudron  
Chief of Police

*Leaders in providing a safe and vibrant community.*

Employee Safety & Wellness \* Integrity \* Accountability \* Communication \* Respect  
Transparency \* Dedication \* Professionalism \* Community Policing



# **POLICE AND FIRE COMMISSION TRAINING REPORT 11/1/2020 TO 11/30/2020**

| <b>Training</b>                 | <b>Hours</b> | <b>Members Attending (approx.)</b> |
|---------------------------------|--------------|------------------------------------|
| Diversity                       | 88.5         | 85                                 |
| Field Training (New Officer)    | 648          | 4                                  |
| Firearms - Sniper Shoot         | 3            | 2                                  |
| Instructor/Facilitator Training | 5.5          | 1                                  |
| K9 - Drugs                      | 67.63        | 3                                  |
| K9 - Explosives                 | 24.15        | 1                                  |
| <b>Total Hours: 836.78</b>      |              |                                    |

---

**Captain Troy Nedegaard**  
**Administrative Services Bureau**  
**Director of Training**

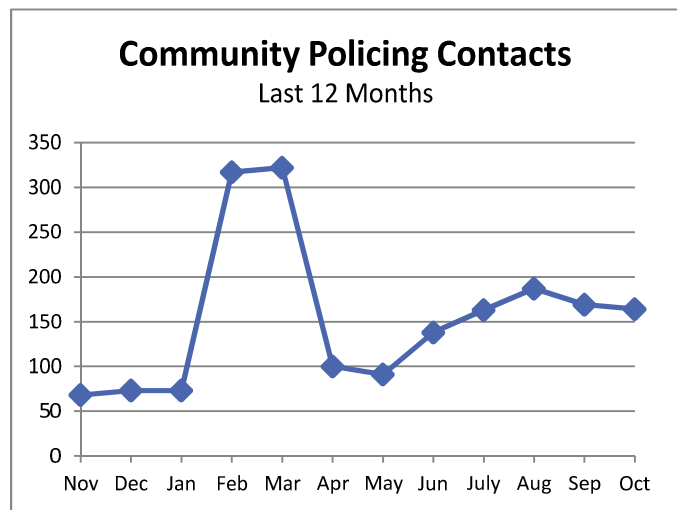
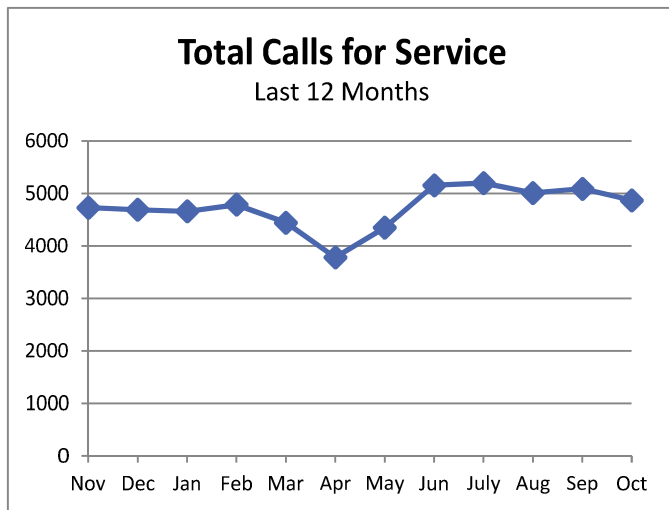


# La Crosse Police Department

## Statistical Analysis - October 2020 YTD

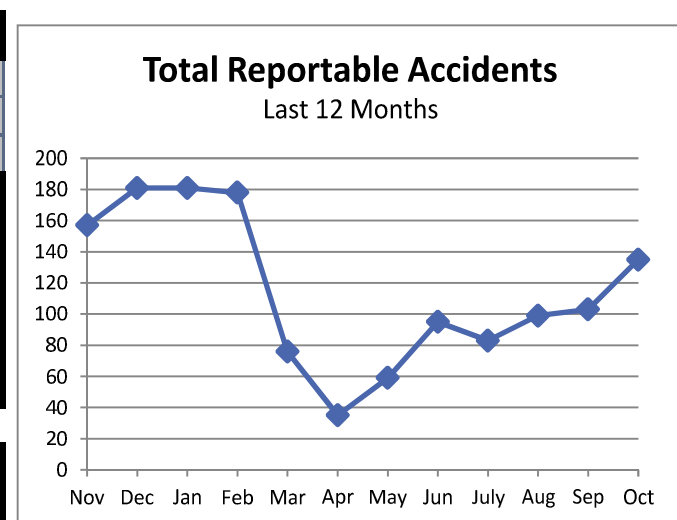


|                         | Daily Average | October Total |      | YTD Total     |       |
|-------------------------|---------------|---------------|------|---------------|-------|
| Calls for Service (CFS) | For October   | 2020          | 2019 | 2020          | 2019  |
| <b>TOTAL</b>            | 158           | 4872          | 5412 | 47359         | 53938 |
| <b>PERCENT CHANGE</b>   |               | <b>-10.0%</b> |      | <b>-12.2%</b> |       |



| Citation Type              | 2020 YTD      | 2019 YTD     |
|----------------------------|---------------|--------------|
| Ordinance Citations        | 2340          | 3109         |
| Traffic Citations          | 3251          | 5526         |
| Other Citations            | 18            | 51           |
| <b>Municipal Citations</b> | <b>5609</b>   | <b>8686</b>  |
| <b>Percent Change</b>      | <b>-35.4%</b> |              |
| <b>Warnings</b>            | <b>4208</b>   | <b>7767</b>  |
| <b>Percent Change</b>      | <b>-46%</b>   |              |
| <b>Parking Citations</b>   | <b>30493</b>  | <b>37931</b> |
| <b>Percent Change</b>      | <b>-19.6%</b> |              |

| Reportable Accidents  | 2020 YTD    | 2019 YTD    |
|-----------------------|-------------|-------------|
| <b>TOTALS</b>         | <b>1044</b> | <b>1631</b> |
| <b>Percent Change</b> | <b>-36%</b> |             |



*Leaders in providing a safe and vibrant community.*



# La Crosse Police Department

Statistical Analysis - October 2020 YTD



|                                       | UCR Reportable Offenses |          | Arrests/Ordinance Charges |          |          |          |
|---------------------------------------|-------------------------|----------|---------------------------|----------|----------|----------|
|                                       | 2020 YTD                | 2019 YTD | 2020 YTD                  |          | 2019 YTD |          |
| Offense Type                          |                         |          | ADULT                     | JUVENILE | ADULT    | JUVENILE |
| Homicide Offenses                     | 2                       | 1        | 3                         | 0        | 1        | 0        |
| Sex Offenses, Forcible                | 50                      | 43       | 26                        | 0        | 16       | 7        |
| Sex Offenses, Non-Forcible            | 3                       | 4        | 1                         | 0        | 5        | 0        |
| Assault Offenses                      | 590                     | 465      | 481                       | 46       | 377      | 49       |
| Weapon Law Violations                 | 50                      | 63       | 54                        | 5        | 54       | 5        |
| Robbery                               | 23                      | 26       | 14                        | 1        | 16       | 5        |
| Burglary/Breaking and Entering        | 153                     | 179      | 20                        | 0        | 28       | 2        |
| Larceny/Theft Offenses                | 1667                    | 1337     | 631                       | 46       | 520      | 52       |
| Motor Vehicle Theft                   | 98                      | 58       | 30                        | 3        | 15       | 3        |
| Stolen Property (Receiving, etc.)     | 61                      | 51       | 62                        | 2        | 45       | 1        |
| Fraud/Forgery                         | 216                     | 250      | 94                        | 6        | 127      | 3        |
| Disorderly Conduct                    | 1163                    | 1158     | 1044                      | 147      | 1062     | 140      |
| Property Destruction/Damage/Vandalism | 288                     | 234      | 212                       | 43       | 195      | 41       |
| Tresspass of Real Property            | 400                     | 261      | 371                       | 14       | 250      | 8        |
| Arson                                 | 3                       | 1        | 0                         | 1        | 1        | 0        |
| Drug/Narcotic Offenses                | 796                     | 1047     | 873                       | 41       | 1062     | 57       |
| Drive Under the Influence             | 245                     | 371      | 245                       | 1        | 368      | 3        |
| Liquor Law Violations                 | 202                     | 636      | 223                       | 16       | 786      | 19       |
| Prostitution Offenses                 | 2                       | 4        | 2                         | 0        | 3        | 0        |
| Pornography/Obscene Material          | 6                       | 6        | 5                         | 0        | 7        | 3        |
| Family Offenses, Nonviolent           | 16                      | 32       | 12                        | 0        | 28       | 0        |
| Kidnapping/Abduction                  | 34                      | 29       | 32                        | 0        | 27       | 2        |
| Curfew/Loitering Violations           | 17                      | 49       | 10                        | 16       | 12       | 51       |
| All Other Offenses                    | 2055                    | 3032     | 2015                      | 124      | 2743     | 297      |
| TOTALS                                |                         |          | 6460                      | 512      | 7748     | 748      |
|                                       | 2020 YTD                | 2019 YTD | 2020 YTD                  |          | 2019 YTD |          |
| GRAND TOTALS                          | 8140                    | 9337     | 6972                      |          | 8496     |          |
| Percent Change                        | -12.8%                  |          | -17.9%                    |          |          |          |
|                                       |                         |          | Persons Arrested/Cited    |          |          |          |
|                                       |                         |          | 2020 YTD                  |          | 2019 YTD |          |
|                                       |                         |          | ADULT                     | JUVENILE | ADULT    | JUVENILE |
|                                       |                         |          | 3814                      | 368      | 4904     | 587      |
| GRAND TOTALS                          |                         |          | 4182                      |          | 5491     |          |
| Percent Change                        |                         |          | -23.8%                    |          |          |          |

*Leaders in providing a safe and vibrant community.*



# *La Crosse Police Department*

## *Shawn P. Kudron, Chief of Police*

400 La Crosse Street \* La Crosse, WI \* 54601 \* (608) 789-7200 \* [www.lacrossepolice.org](http://www.lacrossepolice.org)

January 12, 2021

Honorable Police & Fire Commission:

### **Police Department Monthly Report**

#### **Transparency**

Since rolling out our “Compliments and Complaints” resource on our website, we have received two compliments from citizens. In the first, a step father wanted to commend two officers for their empathetic, compassionate and sensitive demeanor when dealing with his step-son who was in crisis. In the second, a mother wanted to thank an officer for his professionalism when he assisted her daughter during a stressful situation. We hope that this tool is valuable to our community and ensures easy access for providing feedback to our staff.

#### **Community Engagement**

During a random Body Worn Camera review, a supervisor found that one of our Officers responded rather compassionately to a call for an attempted theft. When the officer arrived at a local business, he questioned the subject. After initially denying the theft, she then told the truth. When the officer found out what she was attempting to steal – cold weather hat and gloves – and that it was because she had none, he purchased the items for her out of his own money. The Professional Standards/Community Services Bureau posted this story on our Facebook page, and to date it has reached 523,137 people!

#### **Employee Awards and Recognition**

On December 11, Chief Kudron was able to recognize several LCPD employees in individual ceremonies. CSE Diane Skifton, Sergeant Jason Mahairas, and Sergeant Thomas Walsh each received a plaque in recognition for their 30 years of service. Officer Colin Sherden was presented the “Life Saver Award” by Fire Chief Ken Gilliam for his quick actions that saved the life of a person attempting to swim in the Mississippi. Officer Dustin Darling was presented with the Wisconsin Professional Police Association (WPPA) “Award for Valor” by Chief Kudron and Investigator Andrew Rosenow. The award was based on a domestic disturbance call that Officer Darling responded to. In the course of handling the call, Officer Darling was shot in the chest by the suspect, but his ballistic vest was able to stop the round.

#### **Staffing**

On December 21, 2020, Sergeant Thomas Walsh retired after 30 years of dedicated service to our community. Tom began his career with LCPD as a Civilian Service Employee (called a Cadet at that time), and also served as a Patrol Officer, Community Oriented Policing Officer, School Resource Officer, Investigator, Patrol Sergeant and most recently as the Professional Standards/Community Services Bureau Sergeant. He also served in various positions such as Negotiator on the Emergency Response Team, Gang Resistance Education and Training

*Leaders in providing a safe and vibrant community.*

Coordinator, Honor Guard member, as well as board member of Crime Stoppers and Salvation Army. We wish Tom well in retirement and thank him for his dedication to La Crosse!

We have one vacant sworn position.

The following Officers have completed their probationary periods:

- Samuel Clason – November 12, 2020
- Colin Sherden – November 15, 2020
- Arick Siegmann – November 15, 2020
- Dakota Marcon – December 28, 2020

I respectfully request they be named regular members of our department.

Captain Andrew Dittman has completed his supervisory introductory period as of November 15, 2020.


Attached are the following reports:

- Training – December 2020
- Statistical – Year to Date November 2020

Respectfully submitted,



Shawn P. Kudron  
Chief of Police



**POLICE AND FIRE COMMISSION  
TRAINING REPORT  
12/1/2020 TO 12/31/2020**

| <b>Training</b>                   | <b>Hours</b> | <b>Members Attending (approx.)</b> |
|-----------------------------------|--------------|------------------------------------|
| Management                        | 1            | 1                                  |
| Field Training (New Officer)      | 684          | 4                                  |
| Emotional Survival/Management     | 24.6         | 82                                 |
| Firearms - Sniper Shoot           | 4            | 2                                  |
| Computer                          | 243.5        | 6                                  |
| Investigators Training            | 24           | 1                                  |
| K9 - Drugs                        | 74.22        | 4                                  |
| Community Services                | 1.3          | 1                                  |
| EVO - Emergency Vehicle Operation | 9            | 18                                 |
| Firearms - Other                  | 2            | 1                                  |
| Unified Tactics Update            | 8            | 2                                  |
| Active Threat/Shooter             | 2            | 1                                  |
| K9 - Explosives                   | 25.29        | 1                                  |
| <b>Total Hours: 1102.91</b>       |              |                                    |

**Captain Troy Nedegaard  
Administrative Services Bureau  
Director of Training**

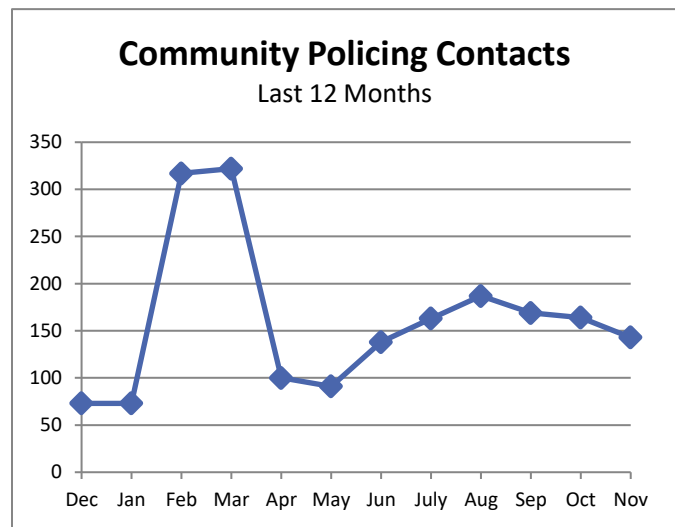
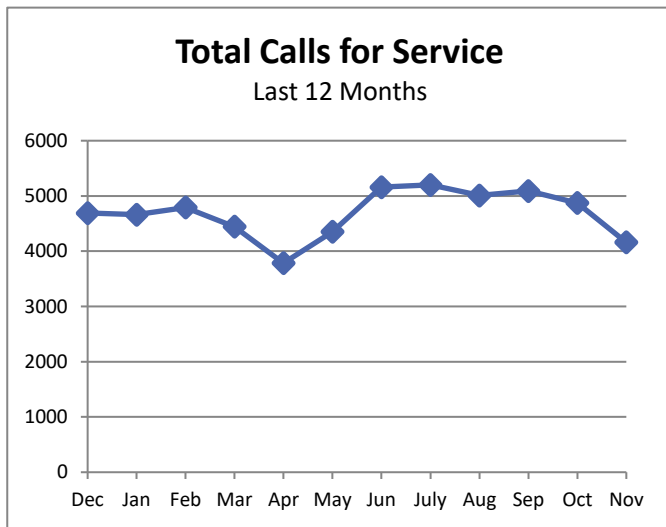


# La Crosse Police Department

Statistical Analysis - November 2020 YTD

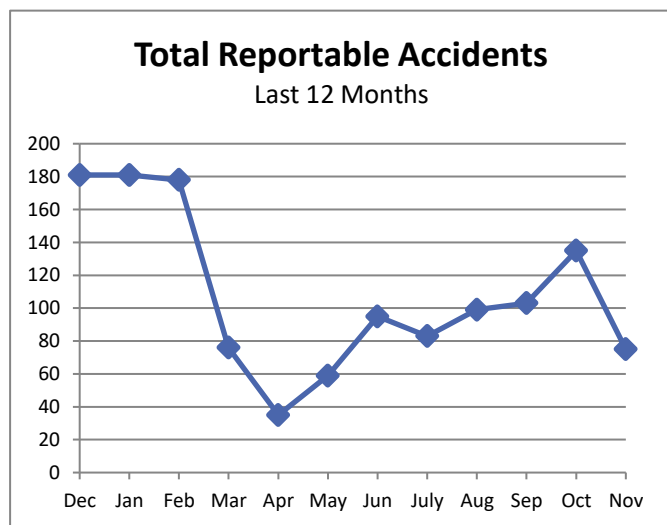


|                         | Daily Average | November Total |      | YTD Total     |       |
|-------------------------|---------------|----------------|------|---------------|-------|
| Calls for Service (CFS) | For November  | 2020           | 2019 | 2020          | 2019  |
| <b>TOTAL</b>            | 139           | 4160           | 4730 | 51519         | 58668 |
| <b>PERCENT CHANGE</b>   |               | <b>-12.1%</b>  |      | <b>-12.2%</b> |       |



| Citation Type              | 2020 YTD      | 2019 YTD     |
|----------------------------|---------------|--------------|
| Ordinance Citations        | 2572          | 3438         |
| Traffic Citations          | 3579          | 6031         |
| Other Citations            | 18            | 54           |
| <b>Municipal Citations</b> | <b>6169</b>   | <b>9523</b>  |
| <b>Percent Change</b>      | <b>-35.2%</b> |              |
| <b>Warnings</b>            | <b>4650</b>   | <b>8526</b>  |
| <b>Percent Change</b>      | <b>-45%</b>   |              |
| <b>Parking Citations</b>   | <b>35933</b>  | <b>46567</b> |
| <b>Percent Change</b>      | <b>-22.8%</b> |              |

| Reportable Accidents  | 2020 YTD    | 2019 YTD    |
|-----------------------|-------------|-------------|
| <b>TOTALS</b>         | <b>1119</b> | <b>2208</b> |
| <b>Percent Change</b> | <b>-49%</b> |             |



*Leaders in providing a safe and vibrant community.*





# La Crosse Police Department

Statistical Analysis - November 2020 YTD



|                                       | UCR Reportable Offenses |          | Arrests/Ordinance Charges |          |          |          |
|---------------------------------------|-------------------------|----------|---------------------------|----------|----------|----------|
|                                       | 2020 YTD                | 2019 YTD | 2020 YTD                  |          | 2019 YTD |          |
| Offense Type                          |                         |          | ADULT                     | JUVENILE | ADULT    | JUVENILE |
| Homicide Offenses                     | 0                       | 0        | 0                         | 0        | 0        | 0        |
| Sex Offenses, Forcible                | 54                      | 45       | 29                        | 0        | 16       | 7        |
| Sex Offenses, Non-Forcible            | 3                       | 4        | 1                         | 0        | 5        | 0        |
| Assault Offenses                      | 645                     | 513      | 524                       | 54       | 419      | 58       |
| Weapon Law Violations                 | 53                      | 66       | 56                        | 5        | 58       | 5        |
| Robbery                               | 27                      | 26       | 15                        | 1        | 17       | 5        |
| Burglary/Breaking and Entering        | 164                     | 195      | 21                        | 0        | 29       | 2        |
| Larceny/Theft Offenses                | 1813                    | 1481     | 686                       | 48       | 578      | 56       |
| Motor Vehicle Theft                   | 105                     | 65       | 33                        | 4        | 18       | 3        |
| Stolen Property (Receiving, etc.)     | 65                      | 56       | 64                        | 2        | 53       | 1        |
| Fraud/Forgery                         | 238                     | 274      | 105                       | 6        | 138      | 3        |
| Disorderly Conduct                    | 1279                    | 1254     | 1150                      | 157      | 1151     | 163      |
| Property Destruction/Damage/Vandalism | 315                     | 253      | 232                       | 46       | 212      | 44       |
| Tresspass of Real Property            | 440                     | 285      | 425                       | 14       | 276      | 10       |
| Arson                                 | 3                       | 1        | 0                         | 1        | 1        | 0        |
| Drug/Narcotic Offenses                | 883                     | 1153     | 947                       | 41       | 1159     | 69       |
| Drive Under the Influence             | 274                     | 413      | 274                       | 1        | 410      | 3        |
| Liquor Law Violations                 | 215                     | 689      | 243                       | 16       | 849      | 20       |
| Prostitution Offenses                 | 4                       | 4        | 4                         | 0        | 3        | 0        |
| Pornography/Obscene Material          | 6                       | 7        | 5                         | 0        | 7        | 3        |
| Family Offenses, Nonviolent           | 18                      | 34       | 14                        | 0        | 30       | 0        |
| Kidnapping/Abduction                  | 37                      | 30       | 34                        | 0        | 28       | 2        |
| Curfew/Loitering Violations           | 17                      | 57       | 10                        | 16       | 15       | 62       |
| All Other Offenses                    | 2279                    | 3309     | 2217                      | 127      | 2981     | 338      |
| TOTALS                                |                         |          | 7089                      | 539      | 8453     | 854      |
|                                       | 2020 YTD                | 2019 YTD | 2020 YTD                  |          | 2019 YTD |          |
| GRAND TOTALS                          | 8937                    | 10214    | 7628                      |          | 9307     |          |
| Percent Change                        | -12.5%                  |          | -18.0%                    |          |          |          |
|                                       |                         |          | Persons Arrested/Cited    |          |          |          |
|                                       |                         |          | 2020 YTD                  |          | 2019 YTD |          |
|                                       |                         |          | ADULT                     | JUVENILE | ADULT    | JUVENILE |
|                                       |                         |          | 4199                      | 383      | 5320     | 671      |
| GRAND TOTALS                          |                         |          | 4582                      |          | 5991     |          |
| Percent Change                        |                         |          | -23.5%                    |          |          |          |

*Leaders in providing a safe and vibrant community.*