2023-2027 Capital Budget
EXECUTIVE SUMMARY

RESOLUTION 22-0789

Approved by Common Council - 9/8/22

Cover and Report Design by Bryan Stockus
Cover Photo by Jacky Greschner

Table of Contents

Introduction/Overview 1

- CIP Planning Structure 2
- Capital Budget Process Timeline 3
- Tax Incremental Financing (TIF) 4

Summary 6

- Funding Source 6
- Expenditure Category 7

Buildings & Grounds 9

- City Hall 10
- La Crosse Center 12
- Library 13
- Municipal Service Center 14
- Others 15

Capital Equipment 16

- General Government 17
  - Citywide 17
  - Fire 18
  - Information Technology 20
  - La Crosse Center 21
  - Parks, Recreation and Forestry 22
  - Police 24
  - Refuse and Recycling 25
  - Streets 26
- Enterprise Funds 28
  - Airport 28
  - Parking 30
  - Sanitary Sewer Utility 31
  - Stormwater Utility 32
  - Water Utility 33
- Special Revenue Funds 34
  - Municipal Transit 34

Flood Control, Harbors & Waterfront 35

Parks, Recreation & Forestry 37

Planning & Community Development 40

- Economic Development 41
- Housing 42
- Plans & Studies 43

Public Safety 44

Transportation & Utilities 45

Streets 46

Streetscaping & Lighting 53

Utilities 55

Airport 57

Bridges 59

Supplemental Information 60

New Borrowing Requests 60

TIF Funded Project Requests 64

Unfunded Requests 65

Introduction/Overview

The City of La Crosse is pleased to submit the 2023-2027 Capital Improvement Plan (CIP) to the citizens of La Crosse and the City Council Members. The Plan is a 5-year plan, adopted by the City of La Crosse, detailing the capital outlays over the next 5 years that will serve and enrich the lives of City residents in line with the City's core values and mission. The CIP represents the City's plan for development and is intended to balance the City's capital needs with its fiscal responsibility and financial limitations. The five-year plan is reviewed on an annual basis to adjust for changing needs/priorities of the community and changing framework of ongoing projects.

CIP Appropriations

The first year in the Capital Improvement Plan is the year that actual appropriations are authorized by the Common Council. The remaining four years are guides for future development of City infrastructure.

Capital Improvement Plan Policies

The Capital Improvement Budget includes both Capital Equipment and Capital Projects. A Capital Project is defined in the municipal code as a project that is expected to have a useful life of over one year and provide a minimum asset value over $20,000. Capital Equipment is an outlay for equipment that is expected to have a useful life of over one year and a provide a minimum asset value over $10,000.

The City will prepare and adopt a 5-year Capital Improvement Plan (CIP) to systematically identify, plan, schedule, finance, track, and monitor capital projects to ensure cost effectiveness as well as conformance to established policies.

New projects and equipment that require annual operating and maintenance costs must be added to the appropriate department's annual operating budget.

Any unanticipated projects and equipment not previously listed in the capital budget requiring immediate funding from the Capital Budget will require a two-thirds vote by the Common Council members present at the time of adoption to be included.

Project implementation shall be the responsibility of the Board of Public Works. The Board of Public Works will ensure that all projects enumerated and funded in the adopted annual Capital Improvement Budget are designed, bid, purchased, and constructed.

CIP Planning Structure

Capital project and equipment requests are submitted to the Finance Dept by each Department in the City. The CIP consists of two separate documents: A Capital Project Budget and a Capital Equipment Budget. There are two main committees that oversee the planning of the CIP. The Board of Public Works reviews and approves the Capital Equipment requests. The review and approval of the Capital Projects is the responsibility of the City Planning Commission. These respective boards approve the recommended budgets for ultimate approval by the Common Council.

Mayor

Mitch Reynolds

Board of Public Works

Mitch Reynolds
Mayor and Presiding Officer

Chris Kahlow
Council Member

Rebecca Schwarz
Council Member

Matthew Gallager
City Engineer

Andrea Trane
Director of Planning

Brian Nowicki
Interim Director of Finance

City Planning Commission

Mitch Reynolds
Mayor and Presiding Officer

Jennifer Trost
Council Member

Chris Kahlow
Council Member

Matthew Gallager
City Engineer

James Cherf
Citizen Member

Elaine Yager
Citizen Member

Jacob Sciammas
Citizen Member

Scott Neumeister
Council Member

Nabamita Dutta
UWL Representative

Common Council

Barb Janssen
Council President, District 3

Andrea Richmond
Council Member, District 1

Scott Neumeister
Council Member, District 2

Larry Sleznikow
Council Member, District 4

Vacant
Council Member, District 5

Chris Kahlow
Council Member, District 6

Mac Kiel
Council Member, District 7

Mackenzie Mindel
Council Member, District 8

Chris Woodard
Council Member, District 9

Rebecca Schwarz
Council Member, District 10

Jennifer Trost
Council Member, District 11

Doug Happel
Council Member, District 12

Mark Neumann
Council Member, District 13

Capital Budget Process Timeline

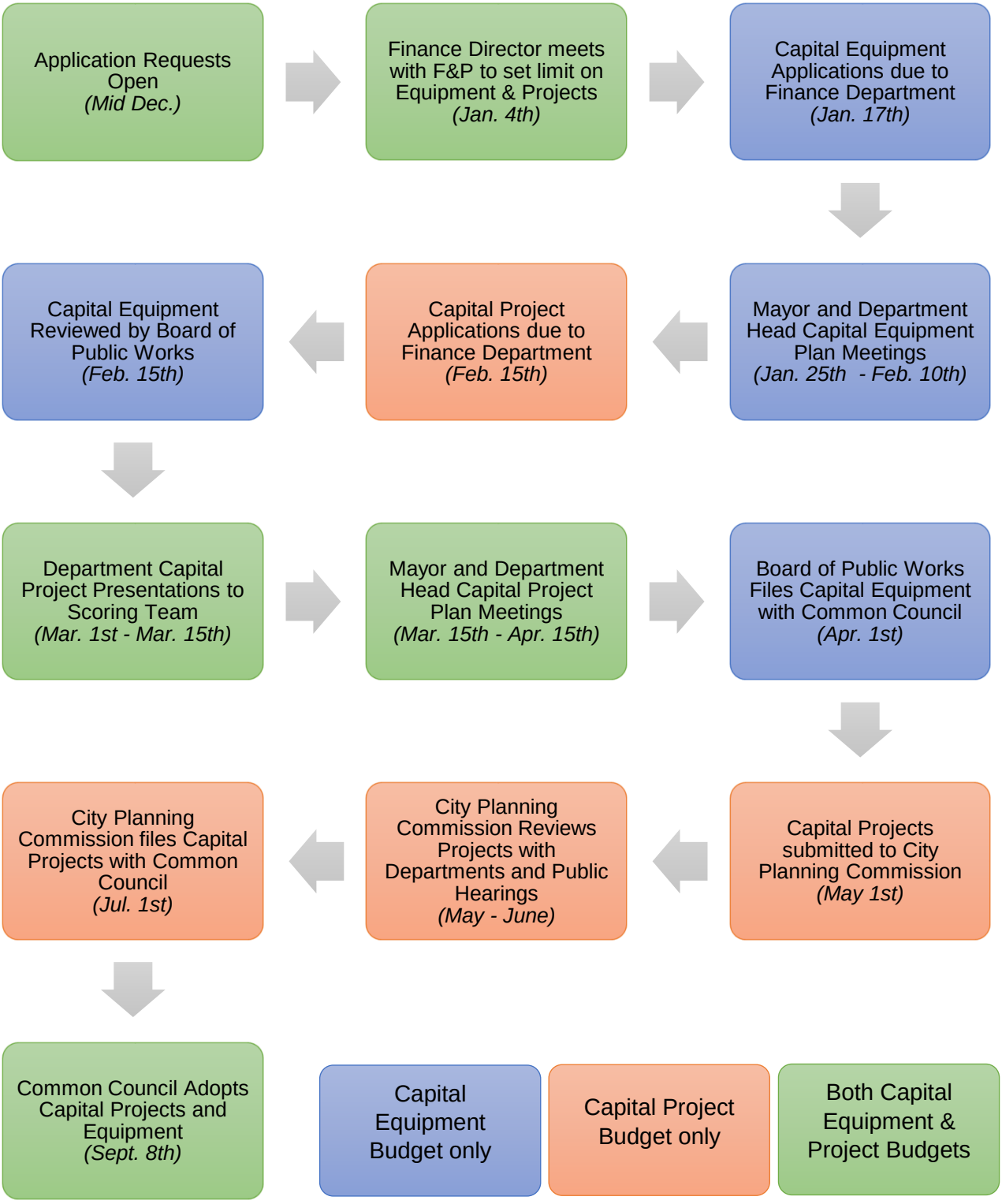

Tax Incremental Financing (TIF)

Tax Incremental Financing (TIF) generates tax revenue that can be used to fund infrastructure investment and other eligible projects that will facilitate private development. When a Tax Increment District (TID) is created, the current value of all the taxable property within the defined boundaries is established. This value is the "base value" of the TID. The taxes collected on this portion of the property value are shared by the overlying taxing jurisdictions, and once the TID is created this portion of the tax collections is allocated as it was at the creation of the TID. (See Figure 1)

Over the life of the TID, the county, school district, technical college and municipality collect taxes generated from the TID base value. Meanwhile, new construction and investment increase the value of the district. All of the taxes collected on the growth in value of the district (or the "value increment") are turned over to the City as "tax increment" revenue. The City uses this revenue stream to pay for improvements that it made within the district which were in the approved project plan.

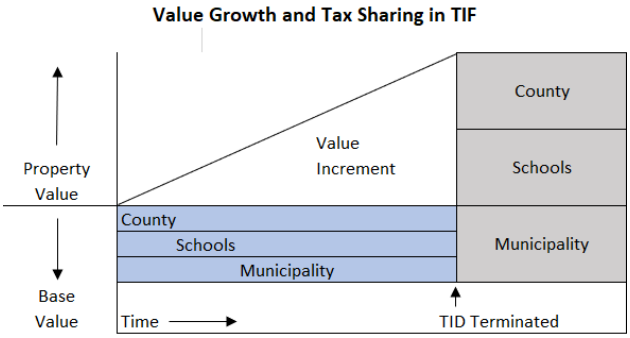

Figure 1

At the end of the maximum life period, or as soon as tax increments are collected in excess of total approved project costs, the TID is terminated. The entire value of the property that was in the TID is returned to the tax rolls of the overlying taxing jurisdictions. While the TID exists, the tax collections for each overlying jurisdiction are limited to the base value of the TID parcels. After termination of the TID, all of the overlying taxing jurisdictions share in a much larger tax base. Ideally this means that rates can be lowered to generate the same amount of revenue for the jurisdiction.

City of La Crosse Tax Incremental Districts

	Expenditure Period Deadline	TID Closure Date
TID 10 - Park Plaza	6/24/2025	6/12/2030
TID 11 - Gateway Redevelopment	10/12/2026	10/12/2031
TID 12 - Three Rivers Plaza	7/14/2027	7/14/2032
TID 13 - Kwik Trip	5/11/2021	5/11/2026
TID 14 - Gundersen Lutheran	8/24/2021	8/24/2026
TID 15 - Chart	8/8/2028	8/8/2033
TID 16 - LIPCO/Trane Plant 6	6/12/2029	6/12/2034
TID 17 - Lot C Downtown	9/28/2030	9/28/2035
TID 18 – River Point District	7/9/2042	7/9/2047
TID 19 – Kmart	7/9/2042	7/9/2047
TID 20 – Bridgeview Plaza	7/9/2042	7/9/2047

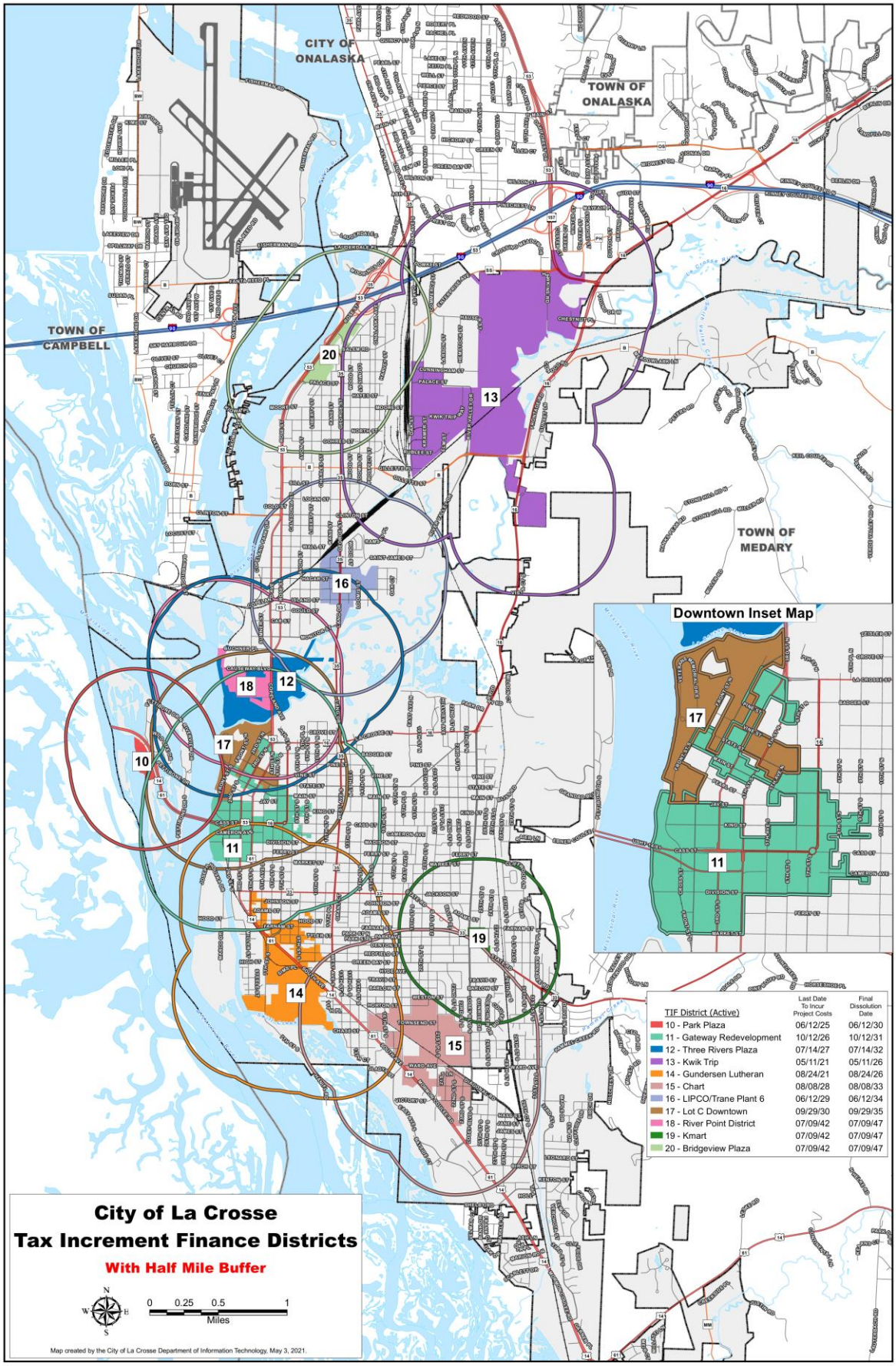

TIF District (Active)	Last Date To Incur Project Costs	Final Dissolution Date
10 - Park Plaza	06/12/25	06/12/30
11 - Gateway Redevelopment	10/12/26	10/12/31
12 - Three Rivers Plaza	07/14/27	07/14/32
13 - Kwik Trip	05/11/21	05/11/26
14 - Gundersen Lutheran	08/24/21	08/24/26
15 - Chart	08/08/28	08/08/33
16 - LIPCO/Trane Plant 6	06/12/29	06/12/34
17 - Lot C Downtown	09/29/30	09/29/35
18 - River Point District	07/09/42	07/09/47
19 - Kmart	07/09/42	07/09/47
20 - Bridgeview Plaza	07/09/42	07/09/47

Totals by Funding Source

2023 Total Funding	2023 New Borrowing	2023 City Funded
$38,616,619	**$22,221,033**	**$30,245,600**

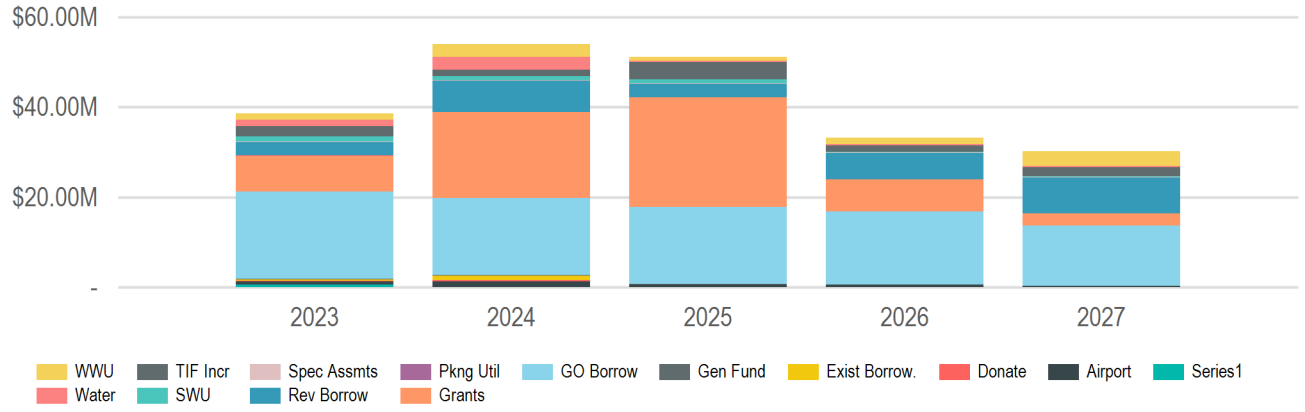

(In Thousands of Dollars)

Source	2023	2024	2025	2026	2027	Total
Borrowing	$22,221,033	$24,103,854	$19,993,315	$22,043,444	$21,541,577	**$109,903,223**
General Obligation Bonds/Notes	$19,381,733	$17,195,954	$17,075,315	$16,240,944	$13,459,377	**$83,353,323**
Revenue Bonds/Notes	$2,839,300	$6,907,900	$2,918,000	$5,802,500	$8,082,200	**$26,549,900**
Sanitary Sewer Utility	$950,000	$696,400	$215,000	$684,000	$3,008,800	**$5,554,200**
Storm Water Utility	$800,500	$5,821,500	$2,189,000	$3,933,500	$4,371,000	**$17,115,500**
Water Utility	$1,088,800	$390,000	$514,000	$1,185,000	$702,400	**$3,880,200**
Donations & Outside Funding	$225,000	$250,000	-	-	-	**$475,000**
Donations	$225,000	$250,000	-	-	-	**$475,000**
Grants & Other Intergovernmental	$8,146,019	$19,084,021	$24,431,061	$7,208,764	$2,628,002	**$61,497,867**
Federal	$5,062,538	$18,725,000	$21,453,750	$2,340,000	$2,475,000	**$50,056,288**
Local	$13,981	$14,021	$14,061	$14,764	$15,502	**$72,329**
State	$3,069,500	$345,000	$2,963,250	$4,854,000	$137,500	**$11,369,250**
Operating Funds	$4,775,567	$7,940,079	$2,665,215	$2,427,500	$3,980,000	**$21,788,361**
Enterprise/Utility Funds	$4,676,000	$7,851,000	$2,649,000	$2,427,500	$3,980,000	**$21,583,500**
Airport Operating Funds	$532,500	$435,000	$613,750	$432,500	$260,000	**$2,273,750**
Parking Utility Funds	$18,000	-	-	-	-	**$18,000**
Passenger Facility Charges	$231,500	$875,000	$81,250	$120,000	-	**$1,307,750**
Sanitary Sewer Utility Funds	$1,468,000	$2,736,000	$787,000	$1,420,000	$3,285,000	**$9,696,000**
Storm Water Utility Funds	$1,126,000	$880,000	$930,000	$220,000	$150,000	**$3,306,000**
Water Utility Funds	$1,300,000	$2,925,000	$237,000	$235,000	$285,000	**$4,982,000**
General Fund	$99,567	$89,079	$16,215	-	-	**$204,861**
Streets Operating Budget	$99,567	$89,079	$16,215	-	-	**$204,861**
Other	$239,000	$1,036,000	-	-	-	**$1,275,000**
Existing Borrowing Funds	$239,000	$1,036,000	-	-	-	**$1,275,000**
Special Funds	$525,000	-	-	-	-	**$525,000**
La Crosse Center Surplus Funds	$525,000	-	-	-	-	**$525,000**
Taxation	$2,485,000	$1,556,000	$4,032,000	$1,475,000	$2,120,000	**$11,668,000**
Special Assessments	$120,000	$120,000	$120,000	$120,000	$120,000	**$600,000**
TIF Increment	$2,365,000	$1,436,000	$3,912,000	$1,355,000	$2,000,000	**$11,068,000**
10 - Park Plaza	-	-	$350,000	$200,000	-	**$550,000**
11 - Gateway Redevelopment	$2,215,000	$315,000	$2,950,000	$350,000	$2,000,000	**$7,830,000**
15 - Chart	$150,000	$198,000	$562,000	-	-	**$910,000**
16 - LIPCO/Trane Plant 6	-	-	$50,000	$805,000	-	**$855,000**
18 - River Point District	-	$923,000	-	-	-	**$923,000**
New Borrowing Sub-Total	$22,221,033	$24,103,854	$19,993,315	$22,043,444	$21,541,577	**$109,903,223**
City Funded Sub-Total	$30,245,600	$34,635,933	$26,690,530	$25,945,944	$27,641,577	**$145,159,584**
Non-City Funded Sub-Total	$8,371,019	$19,334,021	$24,431,061	$7,208,764	$2,628,002	**$61,972,867**
	$38,616,619	**$53,969,954**	**$51,121,591**	**$33,154,708**	**$30,269,579**	**$207,132,451**

Totals by Expenditure Category

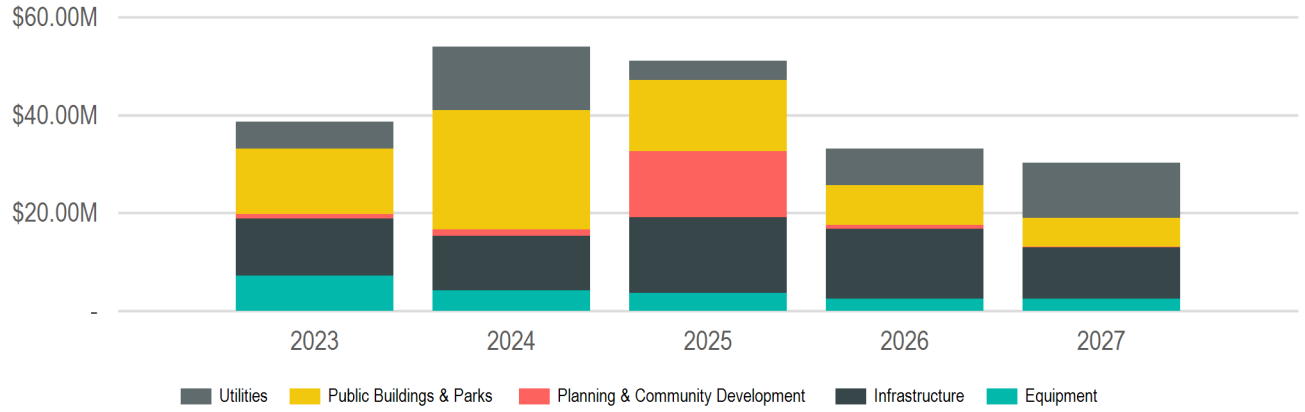

(In Thousands of Dollars)

Category	2023	2024	2025	2026	2027	Total
Equipment	$7,284,298	$4,269,975	$3,624,648	$2,515,980	$2,470,879	**$20,165,780**
Equipment and Tools	$1,138,320	$590,000	$262,000	$446,000	$488,000	**$2,924,320**
Technology Hardware and Software	$609,978	$1,061,757	$1,376,648	$1,063,980	$893,879	**$5,006,242**
Vehicles and Attachments	$5,536,000	$2,618,218	$1,986,000	$1,006,000	$1,089,000	**$12,235,218**
Infrastructure	$11,649,521	$11,012,079	$15,557,215	$14,307,000	$10,449,000	**$62,974,815**
Bridges	$25,000	$150,000	$25,000	$25,000	$25,000	**$250,000**
Fiber & Telecommunications	$120,000	$95,000	$95,000	$25,000	$25,000	**$360,000**
Harbors, Docks and Waterways	$500,000	$1,000,000	$1,990,000	$1,450,000	$750,000	**$5,690,000**
Special Projects	$150,000	$150,000	$150,000	-	-	**$450,000**
Streets	$8,959,521	$8,272,079	$11,617,215	$11,587,000	$9,529,000	**$49,964,815**
Bicycle and Pedestrian Improvements	$389,000	$345,000	$235,000	$235,000	$245,000	**$1,449,000**
Street Improvements	$467,403	$300,000	$350,000	$350,000	$250,000	**$1,717,403**
Total Street Reconstruction	$6,308,118	$6,227,079	$10,032,215	$9,902,000	$7,934,000	**$40,403,412**
Traffic Signals	$1,795,000	$1,400,000	$1,000,000	$1,100,000	$1,100,000	**$6,395,000**
Streetscaping	$1,895,000	$1,345,000	$1,680,000	$1,220,000	$120,000	**$6,260,000**
Boulevard Trees	$890,000	-	-	-	-	**$890,000**
Street Lighting	$20,000	$495,000	$1,580,000	$1,120,000	$20,000	**$3,235,000**
Streetscaping	$985,000	$850,000	$100,000	$100,000	$100,000	**$2,135,000**
Planning & Community Development	$820,000	$1,350,000	$13,471,728	$741,728	$150,000	**$16,533,456**
Economic Development	$100,000	$1,100,000	$12,800,000	$100,000	-	**$14,100,000**
Façade Rennovation	$100,000	$100,000	$100,000	$100,000	-	**$400,000**
Other	-	-	$12,700,000	-	-	**$12,700,000**
Property and Land Acquisition	-	$1,000,000	-	-	-	**$1,000,000**
Floodplain Improvements	$300,000	$100,000	$100,000	$100,000	-	**$600,000**
Housing Rehabilitation	$150,000	-	-	-	-	**$150,000**
Miscellaneous	$270,000	$150,000	$571,728	$541,728	$150,000	**$1,683,456**
Public Buildings & Parks	$13,367,500	$24,405,000	$14,450,000	$8,097,500	$5,982,500	**$66,302,500**
Airport	$4,932,500	$7,755,000	$10,845,000	$3,457,500	$2,807,500	**$29,797,500**
Other Buildings	$50,000	$1,520,000	$515,000	$2,400,000	$30,000	**$4,515,000**
Runways and Taxiways	$3,630,000	$5,380,000	$10,175,000	-	$2,720,000	**$21,905,000**
Terminal	$1,252,500	$855,000	$155,000	$1,057,500	$57,500	**$3,377,500**
Parks	$1,385,000	$1,500,000	$2,575,000	$3,120,000	$2,925,000	**$11,505,000**
Aquatics Facilities	-	$150,000	$400,000	-	-	**$550,000**
General Improvements	$450,000	$50,000	$625,000	$1,050,000	$1,475,000	**$3,650,000**
Recreation Facilities	$935,000	$1,300,000	$1,000,000	$1,200,000	$950,000	**$5,385,000**
Sports Facilities	-	-	$300,000	$670,000	$300,000	**$1,270,000**
Trails	-	-	$250,000	$200,000	$200,000	**$650,000**
Police & Fire Stations	$4,425,000	-	-	-	-	**$4,425,000**
Fire Stations	$4,425,000	-	-	-	-	**$4,425,000**
Public Buildings	$2,625,000	$15,150,000	$1,030,000	$1,520,000	$250,000	**$20,575,000**
City Hall	$1,825,000	$300,000	$885,000	$925,000	$200,000	**$4,135,000**
La Crosse Center Facility	$750,000	$875,000	$45,000	$470,000	-	**$2,140,000**
Library	-	$1,175,000	-	$75,000	-	**$1,250,000**
Municipal Service Center	$50,000	$12,800,000	-	-	-	**$12,850,000**
Other Buildings	-	-	$100,000	$50,000	$50,000	**$200,000**

Summary - Expenditure Category

Category	2023	2024	2025	2026	2027	Total
Utilities	$5,495,300	$12,932,900	$4,018,000	$7,492,500	$11,217,200	**$41,155,900**
Sanitary Sewer/Wastewater	$2,275,000	$3,401,400	$915,000	$2,104,000	$5,873,800	**$14,569,200**
Lift Stations	$350,000	$605,000	$600,000	$710,000	$65,000	**$2,330,000**
Other	-	$1,500,000	-	-	-	**$1,500,000**
Sanitary Sewer Mains	$1,925,000	$1,296,400	$315,000	$1,284,000	$608,800	**$5,429,200**
Wastewater Treatment Plant	-	-	-	$110,000	$5,200,000	**$5,310,000**
Storm Sewer/Stormwater	$1,431,500	$6,521,500	$2,459,000	$4,083,500	$4,521,000	**$19,016,500**
Lift Stations	$50,000	$550,000	-	-	$800,000	**$1,400,000**
Other	$50,000	$50,000	$50,000	$50,000	$50,000	**$250,000**
Storm Sewer Mains	$1,331,500	$5,921,500	$2,409,000	$4,033,500	$3,671,000	**$17,366,500**
Water	$1,788,800	$3,010,000	$644,000	$1,305,000	$822,400	**$7,570,200**
Watermains	$1,558,800	$390,000	$524,000	$1,185,000	$702,400	**$4,360,200**
Wells, Pumphouses and Reservoir	$230,000	$2,620,000	$120,000	$120,000	$120,000	**$3,210,000**

Buildings & Grounds

2023 Total Funding
$2,925,000

2023 New Borrowing
$2,175,000

2023 City Funded
$2,700,000

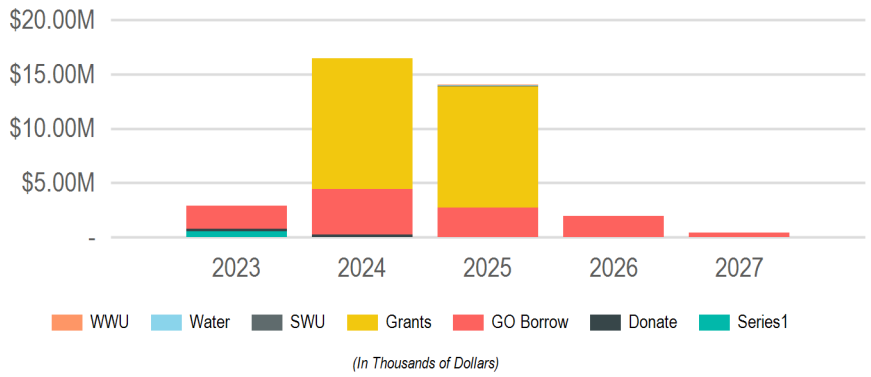

Sub Groups

Sub Group	2023	2024	2025	2026	2027	Total
City Hall	$1,825,000	$150,000	$885,000	$925,000	$200,000	**$3,985,000**
La Crosse Center	$750,000	$875,000	$45,000	$470,000	-	**$2,140,000**
Library	-	$1,175,000	-	$75,000	-	**$1,250,000**
Municipal Service Center	$50,000	$12,800,000	-	-	-	**$12,850,000**
Others	$300,000	$1,450,000	$13,100,000	$500,000	$200,000	**$15,550,000**
	$2,925,000	**$16,450,000**	**$14,030,000**	**$1,970,000**	**$400,000**	**$35,775,000**

Funding Sources

Source	2023	2024	2025	2026	2027	Total
Borrowing	$2,175,000	$4,200,000	$2,695,000	$1,970,000	$400,000	**$11,440,000**
General Obligation Bonds/Notes	$2,175,000	$4,200,000	$2,695,000	$1,970,000	$400,000	**$11,440,000**
Donations & Outside Funding	$225,000	$250,000	-	-	-	**$475,000**
Donations	$225,000	$250,000	-	-	-	**$475,000**
Grants & Other Intergovernmental	-	$12,000,000	$11,200,000	-	-	**$23,200,000**
Federal	-	$12,000,000	$11,200,000	-	-	**$23,200,000**
Operating Funds	-	-	$135,000	-	-	**$135,000**
Enterprise/Utility Funds	-	-	$135,000	-	-	**$135,000**
Special Funds	$525,000	-	-	-	-	**$525,000**
La Crosse Center Surplus Funds	$525,000	-	-	-	-	**$525,000**
	$2,925,000	**$16,450,000**	**$14,030,000**	**$1,970,000**	**$400,000**	**$35,775,000**

City Hall

2023 Total Funding
$1,825,000

2023 New Borrowing
$1,825,000

2023 City Funded
$1,825,000

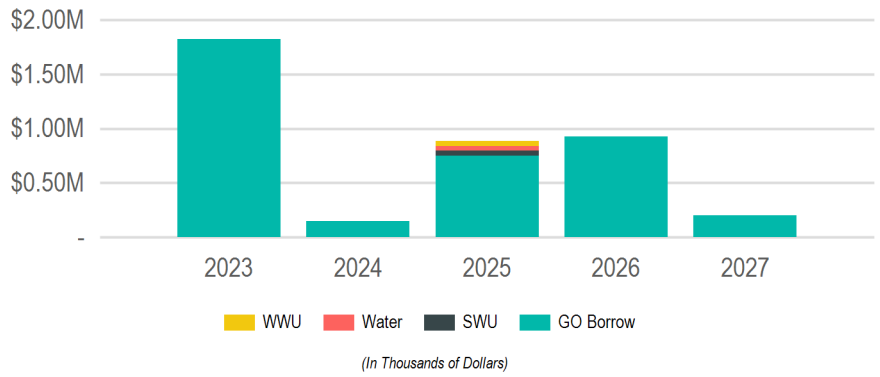

Funding Sources

Source	2023	2024	2025	2026	2027	Total
Borrowing	$1,825,000	$150,000	$750,000	$925,000	$200,000	**$3,850,000**
General Obligation Bonds/Notes	$1,825,000	$150,000	$750,000	$925,000	$200,000	**$3,850,000**
Operating Funds	-	-	$135,000	-	-	**$135,000**
Enterprise/Utility Funds	-	-	$135,000	-	-	**$135,000**
	$1,825,000	**$150,000**	**$885,000**	**$925,000**	**$200,000**	**$3,985,000**

Requests

Funding Source	Past	2023	2024	2025	2026	2027	Total
[753]: **Police Department Remodel**							
Police							
Borrowing - General Obligation Bonds/Notes	$1,300,000	$750,000	-	-	-	-	**$2,050,000**
	$1,300,000	**$750,000**	**-**	**-**	**-**	**-**	**$2,050,000**
[416]: **City Hall 5th Floor Remodel**							
Information Technology							
Borrowing - General Obligation Bonds/Notes	$30,000	$700,000	-	-	-	-	**$730,000**
	$30,000	**$700,000**	**-**	**-**	**-**	**-**	**$730,000**
[779]: **Emergency Operations Center Relocation**							
Grounds and Buildings							
Borrowing - General Obligation Bonds/Notes	-	$200,000	-	-	-	-	**$200,000**
	-	**$200,000**	**-**	**-**	**-**	**-**	**$200,000**
[561]: **City Hall Plumbing Repairs/Bathroom Remodel**							
Grounds and Buildings							
Borrowing - General Obligation Bonds/Notes	$100,000	$100,000	$100,000	$100,000	$100,000	-	**$500,000**
	$100,000	**$100,000**	**$100,000**	**$100,000**	**$100,000**	**-**	**$500,000**
[542]: **City Hall Networking Cable Replacement**							
Information Technology							
Borrowing - General Obligation Bonds/Notes	$50,000	$75,000	$50,000	-	-	-	**$175,000**
	$50,000	**$75,000**	**$50,000**	**-**	**-**	**-**	**$175,000**
[562]: **City Hall Air Handler Replacement**							
Grounds and Buildings							
Borrowing - General Obligation Bonds/Notes	-	-	-	$450,000	$450,000	-	**$900,000**
	-	**-**	**-**	**$450,000**	**$450,000**	**-**	**$900,000**
[563]: **City Hall Windows, Air Seal Replacements**							
Grounds and Buildings							
Borrowing - General Obligation Bonds/Notes	-	-	-	$200,000	$200,000	$200,000	**$600,000**
	-	**-**	**-**	**$200,000**	**$200,000**	**$200,000**	**$600,000**
[810]: **Remodel Utility Office at City Hall**							
Sanitary Sewer Utility; Stormwater Utility; Water Utility							
Operating - Sanitary Sewer Utility Funds	-	-	-	$45,000	-	-	**$45,000**
Operating - Storm Water Utility Funds	-	-	-	$45,000	-	-	**$45,000**
Operating - Water Utility Funds	-	-	-	$45,000	-	-	**$45,000**
	-	**-**	**-**	**$135,000**	**-**	**-**	**$135,000**
[564]: **City Hall Parking Lot**							
Grounds and Buildings							
Borrowing - General Obligation Bonds/Notes	-	-	-	-	$125,000	-	**$125,000**
	-	**-**	**-**	**-**	**$125,000**	**-**	**$125,000**

Requests

Funding Source	Past	2023	2024	2025	2026	2027	Total
[663]: **City Hall Stairwell Refurbishments**							
Grounds and Buildings							
Borrowing - General Obligation Bonds/Notes	-	-	-	-	$50,000	-	**$50,000**
	-	**-**	**-**	**-**	**$50,000**	**-**	**$50,000**

La Crosse Center

2023 Total Funding
$750,000

2023 New Borrowing

2023 City Funded
$525,000

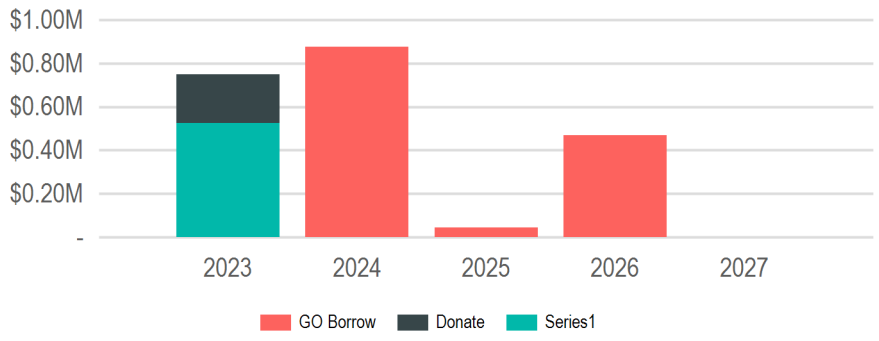

(In Thousands of Dollars)

Funding Sources

Source	2023	2024	2025	2026	2027	Total
Borrowing	-	$875,000	$45,000	$470,000	-	**$1,390,000**
General Obligation Bonds/Notes	-	$875,000	$45,000	$470,000	-	**$1,390,000**
Donations & Outside Funding	$225,000	-	-	-	-	**$225,000**
Donations	$225,000	-	-	-	-	**$225,000**
Special Funds	$525,000	-	-	-	-	**$525,000**
La Crosse Center Surplus Funds	$525,000	-	-	-	-	**$525,000**
	$750,000	**$875,000**	**$45,000**	**$470,000**	**-**	**$2,140,000**

Requests

Funding Source	Past	2023	2024	2025	2026	2027	Total
[760]: **3 Boilers for the La Crosse Center**							
La Crosse Center							
Outside - Donations	-	$225,000	-	-	-	-	**$225,000**
Special - La Crosse Center Surplus Funds	-	$525,000	-	-	-	-	**$525,000**
	-	**$750,000**	**-**	**-**	**-**	**-**	**$750,000**
[643]: **Roof Replacement for South Hall A and Lobby**							
La Crosse Center							
Borrowing - General Obligation Bonds/Notes	-	-	$700,000	-	-	-	**$700,000**
	-	**-**	**$700,000**	**-**	**-**	**-**	**$700,000**
[805]: **South Ballroom Carpeting**							
La Crosse Center							
Borrowing - General Obligation Bonds/Notes	-	-	$175,000	-	-	-	**$175,000**
	-	**-**	**$175,000**	**-**	**-**	**-**	**$175,000**
[642]: **Sound System for South Hall B, Ballroom, Foyer and Boardrooms**							
La Crosse Center							
Borrowing - General Obligation Bonds/Notes	-	-	-	$45,000	-	-	**$45,000**
	-	**-**	**-**	**$45,000**	**-**	**-**	**$45,000**
[540]: **Restroom remodeling in South Facility**							
La Crosse Center							
Borrowing - General Obligation Bonds/Notes	-	-	-	-	$360,000	-	**$360,000**
	-	**-**	**-**	**-**	**$360,000**	**-**	**$360,000**
[709]: **Outside Doors in South Hall and Production**							
La Crosse Center							
Borrowing - General Obligation Bonds/Notes	-	-	-	-	$110,000	-	**$110,000**
	-	**-**	**-**	**-**	**$110,000**	**-**	**$110,000**

Library

2023 Total Funding

2023 New Borrowing

2023 City Funded

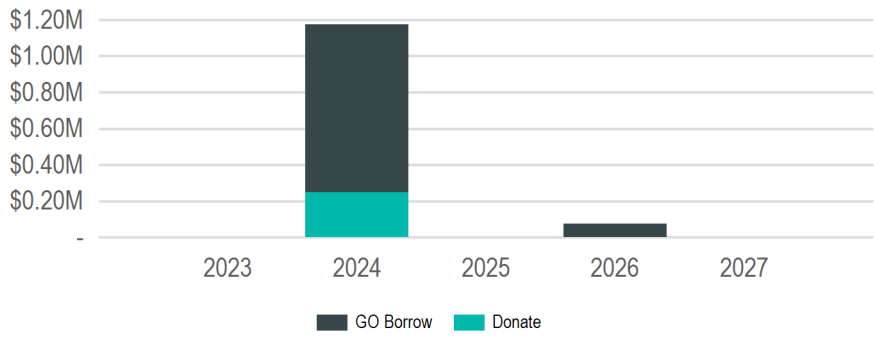

(In Thousands of Dollars)

Funding Sources

Source	2023	2024	2025	2026	2027	Total
Borrowing	-	$925,000	-	$75,000	-	**$1,000,000**
General Obligation Bonds/Notes	-	$925,000	-	$75,000	-	**$1,000,000**
Donations & Outside Funding	-	$250,000	-	-	-	**$250,000**
Donations	-	$250,000	-	-	-	**$250,000**
	-	**$1,175,000**	**-**	**$75,000**	**-**	**$1,250,000**

Requests

Funding Source	Past	2023	2024	2025	2026	2027	Total
[466]: **South Community Library Remodel**							
Library							
Borrowing - General Obligation Bonds/Notes	$500,000	-	$750,000	-	-	-	**$1,250,000**
	$500,000	**-**	**$750,000**	**-**	**-**	**-**	**$1,250,000**
[467]: **Main Branch Library Main Hall Remodel**							
Library							
Borrowing - General Obligation Bonds/Notes	$75,000	-	$175,000	-	-	-	**$250,000**
Outside - Donations	$52,464	-	$250,000	-	-	-	**$302,464**
	$127,464	**-**	**$425,000**	**-**	**-**	**-**	**$552,464**
[543]: **North Community Library Boiler Replacement**							
Library							
Borrowing - General Obligation Bonds/Notes	-	-	-	-	$75,000	-	**$75,000**
	-	**-**	**-**	**-**	**$75,000**	**-**	**$75,000**

Municipal Service Center

2023 Total Funding
$50,000

2023 New Borrowing
$50,000

2023 City Funded
$50,000

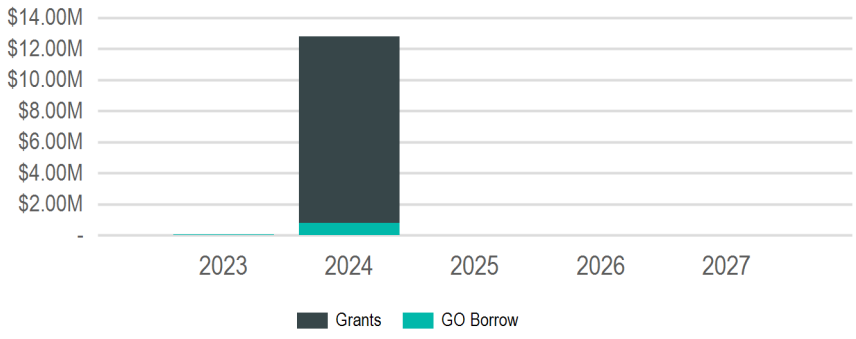

(In Thousands of Dollars)

Funding Sources

Source	2023	2024	2025	2026	2027	Total
Borrowing	$50,000	$800,000	-	-	-	**$850,000**
General Obligation Bonds/Notes	$50,000	$800,000	-	-	-	**$850,000**
Grants & Other Intergovernmental	-	$12,000,000	-	-	-	**$12,000,000**
Federal	-	$12,000,000	-	-	-	**$12,000,000**
	$50,000	**$12,800,000**	**-**	**-**	**-**	**$12,850,000**

Requests

Funding Source	Past	2023	2024	2025	2026	2027	Total
[825]: **Municipal Services Center - Brine Tank Addition**							
Streets							
Borrowing - General Obligation Bonds/Notes	-	$50,000	$800,000	-	-	-	**$850,000**
	-	**$50,000**	**$800,000**	**-**	**-**	**-**	**$850,000**
[838]: **New Transit Facility**							
Municipal Transit Utility							
Grants - Federal	-	-	$12,000,000	-	-	-	**$12,000,000**
	-	**-**	**$12,000,000**	**-**	**-**	**-**	**$12,000,000**

Others

2023 Total Funding
$300,000

2023 New Borrowing
$300,000

2023 City Funded
$300,000

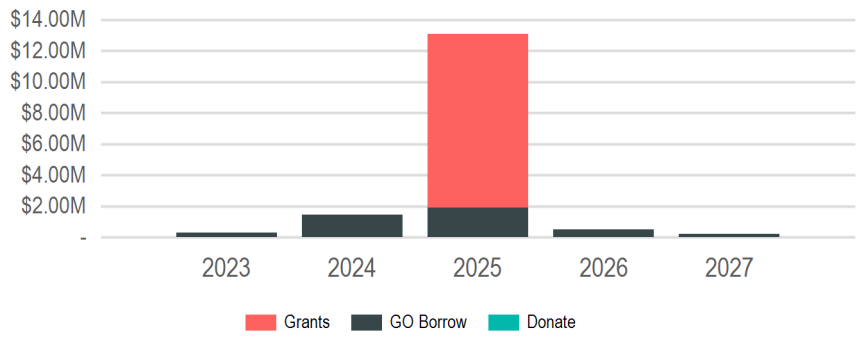

(In Thousands of Dollars)

Funding Sources

Source	2023	2024	2025	2026	2027	Total
Borrowing	$300,000	$1,450,000	$1,900,000	$500,000	$200,000	**$4,350,000**
General Obligation Bonds/Notes	$300,000	$1,450,000	$1,900,000	$500,000	$200,000	**$4,350,000**
Grants & Other Intergovernmental	-	-	$11,200,000	-	-	**$11,200,000**
Federal	-	-	$11,200,000	-	-	**$11,200,000**
	$300,000	**$1,450,000**	**$13,100,000**	**$500,000**	**$200,000**	**$15,550,000**

Requests

Funding Source	Past	2023	2024	2025	2026	2027	Total
[277]: **ADA Transition Plan**							
Engineering							
Borrowing - General Obligation Bonds/Notes	-	$150,000	$150,000	$150,000	-	-	**$450,000**
Other - Existing Bond Funds	$50,000	-	-	-	-	-	**$50,000**
	$50,000	**$150,000**	**$150,000**	**$150,000**	**-**	**-**	**$500,000**
[804]: **Climate Action Plan Implementation**							
Planning and Development							
Borrowing - General Obligation Bonds/Notes	-	$150,000	$150,000	$150,000	$150,000	$150,000	**$750,000**
	-	**$150,000**	**$150,000**	**$150,000**	**$150,000**	**$150,000**	**$750,000**
[656]: **Public Market**							
Planning and Development							
Borrowing - General Obligation Bonds/Notes	-	-	$1,000,000	$1,500,000	-	-	**$2,500,000**
Grants - Federal	-	-	-	$11,200,000	-	-	**$11,200,000**
	-	**-**	**$1,000,000**	**$12,700,000**	**-**	**-**	**$13,700,000**
[766]: **Security Infrastructure Update**							
Grounds and Buildings							
Borrowing - General Obligation Bonds/Notes	-	-	$150,000	-	-	-	**$150,000**
	-	**-**	**$150,000**	**-**	**-**	**-**	**$150,000**
[701]: **South Side Neighborhood Center Roof**							
Parks, Recreation and Forestry							
Borrowing - General Obligation Bonds/Notes	-	-	-	$50,000	-	-	**$50,000**
	-	**-**	**-**	**$50,000**	**-**	**-**	**$50,000**
[803]: **Interior Networking Cable Plant Replacement**							
Information Technology							
Borrowing - General Obligation Bonds/Notes	-	-	-	$50,000	$50,000	$50,000	**$150,000**
	-	**-**	**-**	**$50,000**	**$50,000**	**$50,000**	**$150,000**
[777]: **Green Island Ice Arena Roof**							
Parks, Recreation and Forestry							
Borrowing - General Obligation Bonds/Notes	-	-	-	-	$300,000	-	**$300,000**
	-	**-**	**-**	**-**	**$300,000**	**-**	**$300,000**

Capital Equipment

2023 Total Funding
$7,284,298

2023 New Borrowing
$3,146,779

2023 City Funded
$4,532,779

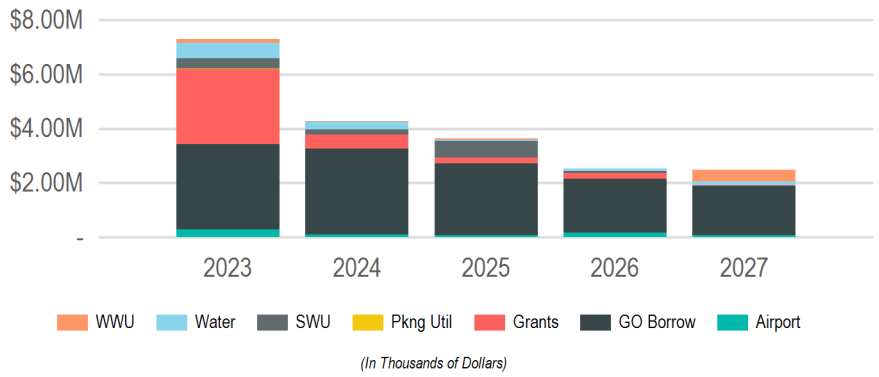

Departments

Department	2023	2024	2025	2026	2027	Total
General Government	$3,118,298	$3,153,975	$2,663,648	$2,000,980	$1,845,879	**$12,782,780**
Citywide	$218,978	$222,757	$226,648	$237,980	$249,879	**$1,156,242**
Fire	$1,369,820	$1,049,000	$187,000	$102,000	$152,000	**$2,859,820**
Information Technology	$349,000	$839,000	$1,150,000	$751,000	$644,000	**$3,733,000**
La Crosse Center	$14,000	$50,000	$50,000	$50,000	-	**$164,000**
Parks, Recreation and Forestry	$236,000	$292,000	$225,000	$239,000	$220,000	**$1,212,000**
Police	$20,000	$20,000	$20,000	$20,000	$20,000	**$100,000**
Refuse and Recycling	$36,000	$61,218	$92,000	-	$16,000	**$205,218**
Streets	$874,500	$620,000	$713,000	$601,000	$544,000	**$3,352,500**
Enterprise Funds	$1,826,000	$1,116,000	$961,000	$515,000	$625,000	**$5,043,000**
Airport	$720,000	$625,000	$267,000	$355,000	$65,000	**$2,032,000**
Parking	$18,000	-	-	-	-	**$18,000**
Sanitary Sewer Utility	$143,000	$31,000	$42,000	-	$420,000	**$636,000**
Stormwater Utility	$395,000	$180,000	$615,000	$70,000	-	**$1,260,000**
Water Utility	$550,000	$280,000	$37,000	$90,000	$140,000	**$1,097,000**
Special Revenue Funds	$2,340,000	-	-	-	-	**$2,340,000**
Municipal Transit	$2,340,000	-	-	-	-	**$2,340,000**
	$7,284,298	**$4,269,975**	**$3,624,648**	**$2,515,980**	**$2,470,879**	**$20,165,780**

Funding Sources

Source	2023	2024	2025	2026	2027	Total
Borrowing	$3,146,779	$3,139,954	$2,649,587	$1,986,216	$1,830,377	**$12,752,913**
General Obligation Bonds/Notes	$3,146,779	$3,139,954	$2,649,587	$1,986,216	$1,830,377	**$12,752,913**
Grants & Other Intergovernmental	$2,751,519	$529,021	$205,311	$194,764	$15,502	**$3,696,117**
Federal	$865,538	$515,000	$191,250	$180,000	-	**$1,751,788**
Local	$13,981	$14,021	$14,061	$14,764	$15,502	**$72,329**
State	$1,872,000	-	-	-	-	**$1,872,000**
Operating Funds	$1,386,000	$601,000	$769,750	$335,000	$625,000	**$3,716,750**
Enterprise/Utility Funds	$1,386,000	$601,000	$769,750	$335,000	$625,000	**$3,716,750**
	$7,284,298	**$4,269,975**	**$3,624,648**	**$2,515,980**	**$2,470,879**	**$20,165,780**

General Government - Citywide

2023 Total Funding
$218,978

2023 New Borrowing
$204,997

2023 City Funded
$204,997

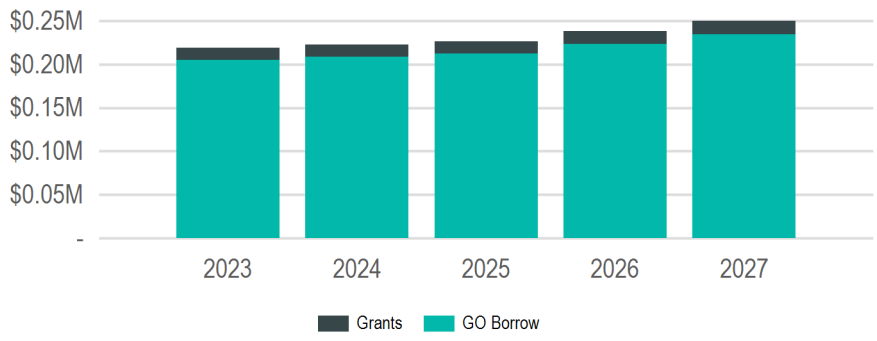

(In Thousands of Dollars)

Funding Sources

Source	2023	2024	2025	2026	2027	Total
Borrowing	$204,997	$208,736	$212,587	$223,216	$234,377	**$1,083,913**
General Obligation Bonds/Notes	$204,997	$208,736	$212,587	$223,216	$234,377	**$1,083,913**
Grants & Other Intergovernmental	$13,981	$14,021	$14,061	$14,764	$15,502	**$72,329**
Local	$13,981	$14,021	$14,061	$14,764	$15,502	**$72,329**
	$218,978	**$222,757**	**$226,648**	**$237,980**	**$249,879**	**$1,156,242**

Requests

Funding Source	Past	2023	2024	2025	2026	2027	Total
[E275]: **P25 Radio System/NICE Logger/SUS/RSUS Service**							
Citywide							
Borrowing - General Obligation Bonds/Notes	$192,696	$204,997	$208,736	$212,587	$223,216	$234,377	**$1,276,609**
Grants - Local	$13,669	$13,981	$14,021	$14,061	$14,764	$15,502	**$85,998**
	$206,365	**$218,978**	**$222,757**	**$226,648**	**$237,980**	**$249,879**	**$1,362,607**

General Government - Fire

2023 Total Funding
$1,369,820

2023 New Borrowing
$944,282

2023 City Funded
$944,282

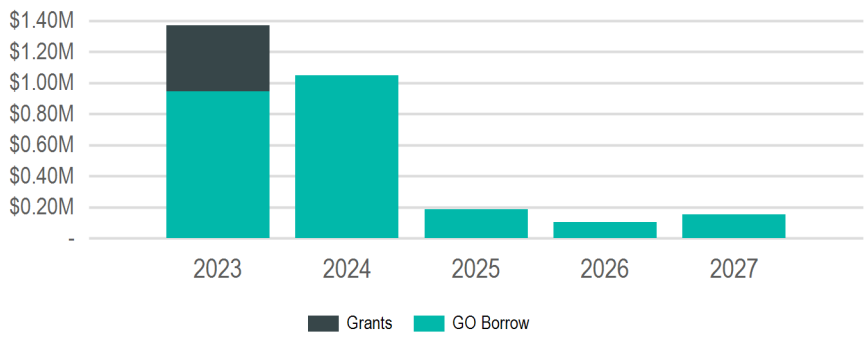

(In Thousands of Dollars)

Funding Sources

Source	2023	2024	2025	2026	2027	Total
Borrowing	$944,282	$1,049,000	$187,000	$102,000	$152,000	**$2,434,282**
General Obligation Bonds/Notes	$944,282	$1,049,000	$187,000	$102,000	$152,000	**$2,434,282**
Grants & Other Intergovernmental	$425,538	-	-	-	-	**$425,538**
Federal	$425,538	-	-	-	-	**$425,538**
	$1,369,820	**$1,049,000**	**$187,000**	**$102,000**	**$152,000**	**$2,859,820**

Requests

Funding Source	Past	2023	2024	2025	2026	2027	Total
[E194]: **Fire Engine**							
Fire							
Borrowing - General Obligation Bonds/Notes	-	$700,000	-	-	-	-	**$700,000**
	-	**$700,000**	**-**	**-**	**-**	**-**	**$700,000**
[E311]: **Dual Band Radios**							
Fire							
Borrowing - General Obligation Bonds/Notes	-	$47,282	-	-	-	-	**$47,282**
Grants - Federal	-	$425,538	-	-	-	-	**$425,538**
	-	**$472,820**	**-**	**-**	**-**	**-**	**$472,820**
[E109]: **Special Operations Teams and Urban Search and Rescue Response Equipment**							
Fire							
Borrowing - General Obligation Bonds/Notes	$80,000	$80,000	$80,000	$80,000	$80,000	$80,000	**$480,000**
	$80,000	**$80,000**	**$80,000**	**$80,000**	**$80,000**	**$80,000**	**$480,000**
[E119]: **Cardiac Monitors and Associated Equipment**							
Fire							
Borrowing - General Obligation Bonds/Notes	-	$55,000	-	$65,000	-	-	**$120,000**
	-	**$55,000**	**-**	**$65,000**	**-**	**-**	**$120,000**
[E196]: **Thermal Imaging Cameras**							
Fire							
Borrowing - General Obligation Bonds/Notes	$30,000	$40,000	-	$20,000	-	-	**$90,000**
	$30,000	**$40,000**	**-**	**$20,000**	**-**	**-**	**$90,000**
[E96]: **Advanced Life Support/Basic Life Support Emergency Medical Services Equipment**							
Fire							
Borrowing - General Obligation Bonds/Notes	$22,000	$22,000	$22,000	$22,000	$22,000	$22,000	**$132,000**
	$22,000	**$22,000**	**$22,000**	**$22,000**	**$22,000**	**$22,000**	**$132,000**
[E263]: **Hazardous Materials Team Response Vehicle**							
Fire							
Borrowing - General Obligation Bonds/Notes	-	-	$850,000	-	-	-	**$850,000**
	-	**-**	**$850,000**	**-**	**-**	**-**	**$850,000**
[E310]: **Skid Steer loader**							
Fire							
Borrowing - General Obligation Bonds/Notes	-	-	$59,000	-	-	-	**$59,000**
	-	**-**	**$59,000**	**-**	**-**	**-**	**$59,000**
[E193]: **Structural Firefighting Helmets**							
Fire							
Borrowing - General Obligation Bonds/Notes	-	-	$38,000	-	-	-	**$38,000**
	-	**-**	**$38,000**	**-**	**-**	**-**	**$38,000**

Requests

Funding Source	Past	2023	2024	2025	2026	2027	Total
[E97]: **Training Site - Equipment Improvements and Live Burn Engineering Requirements**							
Fire							
Borrowing - General Obligation Bonds/Notes	$150,000	-	-	-	-	$50,000	**$200,000**
	$150,000	**-**	**-**	**-**	**-**	**$50,000**	**$200,000**

General Government - Information Technology

2023 Total Funding
$349,000

2023 New Borrowing
$349,000

2023 City Funded
$349,000

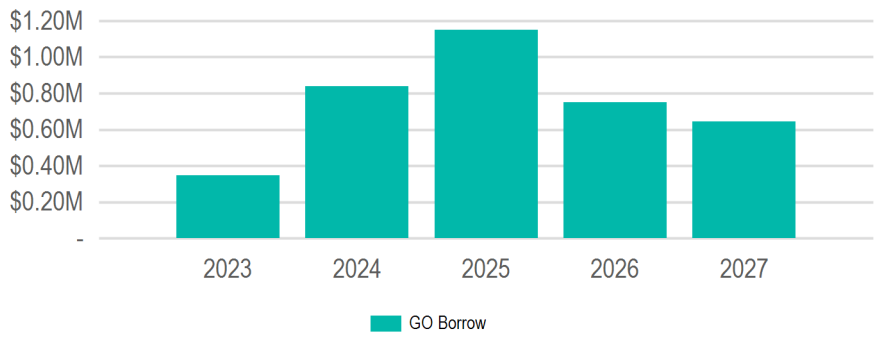

(In Thousands of Dollars)

Funding Sources

Source	2023	2024	2025	2026	2027	Total
Borrowing	$349,000	$839,000	$1,150,000	$751,000	$644,000	**$3,733,000**
General Obligation Bonds/Notes	$349,000	$839,000	$1,150,000	$751,000	$644,000	**$3,733,000**
	$349,000	**$839,000**	**$1,150,000**	**$751,000**	**$644,000**	**$3,733,000**

Requests

Funding Source	Past	2023	2024	2025	2026	2027	Total
[E105]: **Networking/Backbone Upgrades**							
Information Technology							
Borrowing - General Obligation Bonds/Notes	$557,000	$179,000	$484,000	$910,000	$579,000	$404,000	**$3,113,000**
	$557,000	**$179,000**	**$484,000**	**$910,000**	**$579,000**	**$404,000**	**$3,113,000**
[E61]: **City Technology Upgrades**							
Information Technology							
Borrowing - General Obligation Bonds/Notes	-	$130,000	$315,000	$200,000	$132,000	$200,000	**$977,000**
	-	**$130,000**	**$315,000**	**$200,000**	**$132,000**	**$200,000**	**$977,000**
[E101]: **Domain Awareness, Building Security and Smart City**							
Information Technology							
Borrowing - General Obligation Bonds/Notes	-	$40,000	$40,000	$40,000	$40,000	$40,000	**$200,000**
	-	**$40,000**	**$40,000**	**$40,000**	**$40,000**	**$40,000**	**$200,000**

General Government - La Crosse Center

2023 Total Funding
$14,000

2023 New Borrowing
$14,000

2023 City Funded
$14,000

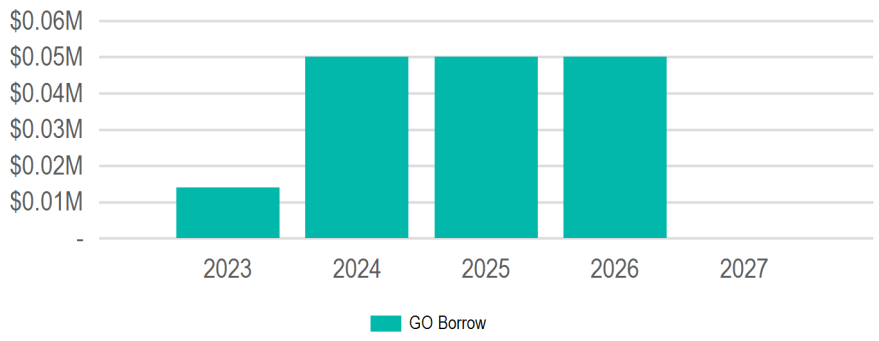

(In Thousands of Dollars)

Funding Sources

Source	2023	2024	2025	2026	2027	Total
Borrowing	$14,000	$50,000	$50,000	$50,000	-	**$164,000**
General Obligation Bonds/Notes	$14,000	$50,000	$50,000	$50,000	-	**$164,000**
	$14,000	**$50,000**	**$50,000**	**$50,000**	**-**	**$164,000**

Requests

Funding Source	Past	2023	2024	2025	2026	2027	Total
[E283]: **Cement Benches in Front of Facility for Public Use**							
La Crosse Center							
Borrowing - General Obligation Bonds/Notes	-	$14,000	-	-	-	-	**$14,000**
	-	**$14,000**	**-**	**-**	**-**	**-**	**$14,000**
[E298]: **Furniture, Fixtures and Equipment Replacement**							
La Crosse Center							
Borrowing - General Obligation Bonds/Notes	$50,000	-	$50,000	$50,000	$50,000	-	**$200,000**
	$50,000	**-**	**$50,000**	**$50,000**	**$50,000**	**-**	**$200,000**

General Government - Parks, Recreation and Forestry

2023 Total Funding
$236,000

2023 New Borrowing
$236,000

2023 City Funded
$236,000

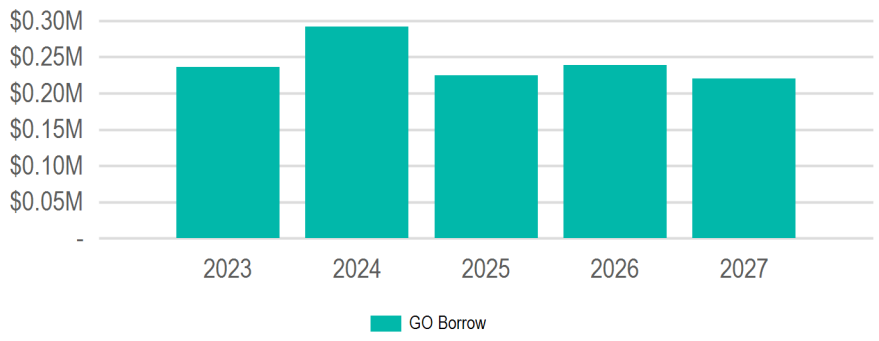

(In Thousands of Dollars)

Funding Sources

Source	2023	2024	2025	2026	2027	Total
Borrowing	$236,000	$292,000	$225,000	$239,000	$220,000	**$1,212,000**
General Obligation Bonds/Notes	$236,000	$292,000	$225,000	$239,000	$220,000	**$1,212,000**
	$236,000	**$292,000**	**$225,000**	**$239,000**	**$220,000**	**$1,212,000**

Requests

Funding Source	Past	2023	2024	2025	2026	2027	Total
[E233]: **Log Truck**							
Parks, Recreation and Forestry							
Borrowing - General Obligation Bonds/Notes	-	$180,000	-	-	-	-	**$180,000**
	-	**$180,000**	**-**	**-**	**-**	**-**	**$180,000**
[E320]: **Pool Furnishings (Pool Chairs)**							
Parks, Recreation and Forestry							
Borrowing - General Obligation Bonds/Notes	-	$40,000	-	-	-	-	**$40,000**
	-	**$40,000**	**-**	**-**	**-**	**-**	**$40,000**
[E234]: **Buffalo Turbine Blower**							
Parks, Recreation and Forestry							
Borrowing - General Obligation Bonds/Notes	-	$16,000	-	-	-	-	**$16,000**
	-	**$16,000**	**-**	**-**	**-**	**-**	**$16,000**
[E321]: **Wide Area Lawn Mower**							
Parks, Recreation and Forestry							
Borrowing - General Obligation Bonds/Notes	-	-	$90,000	-	-	-	**$90,000**
	-	**-**	**$90,000**	**-**	**-**	**-**	**$90,000**
[E237]: **Wood Chipper**							
Parks, Recreation and Forestry							
Borrowing - General Obligation Bonds/Notes	-	-	$75,000	-	-	-	**$75,000**
	-	**-**	**$75,000**	**-**	**-**	**-**	**$75,000**
[E227]: **Toro Greenmaster**							
Parks, Recreation and Forestry							
Borrowing - General Obligation Bonds/Notes	-	-	$40,000	-	-	-	**$40,000**
	-	**-**	**$40,000**	**-**	**-**	**-**	**$40,000**
[E241]: **Stump Grinder**							
Parks, Recreation and Forestry							
Borrowing - General Obligation Bonds/Notes	-	-	$40,000	-	-	-	**$40,000**
	-	**-**	**$40,000**	**-**	**-**	**-**	**$40,000**
[E239]: **John Deere Turf Gator**							
Parks, Recreation and Forestry							
Borrowing - General Obligation Bonds/Notes	-	-	$32,000	-	-	-	**$32,000**
	-	**-**	**$32,000**	**-**	**-**	**-**	**$32,000**
[E322]: **Athletic Field Roller**							
Parks, Recreation and Forestry							
Borrowing - General Obligation Bonds/Notes	-	-	$15,000	-	-	-	**$15,000**
	-	**-**	**$15,000**	**-**	**-**	**-**	**$15,000**

Requests

Funding Source	Past	2023	2024	2025	2026	2027	Total
[E266]: **Aerial Lift Truck**							
Parks, Recreation and Forestry							
Borrowing - General Obligation Bonds/Notes	-	-	-	$195,000	-	-	**$195,000**
	-	**-**	**-**	**$195,000**	**-**	**-**	**$195,000**
[E323]: **Aluminum Flagpole**							
Parks, Recreation and Forestry							
Borrowing - General Obligation Bonds/Notes	-	-	-	$30,000	-	-	**$30,000**
	-	**-**	**-**	**$30,000**	**-**	**-**	**$30,000**
[E325]: **Front End Loader**							
Parks, Recreation and Forestry							
Borrowing - General Obligation Bonds/Notes	-	-	-	-	$120,000	-	**$120,000**
	-	**-**	**-**	**-**	**$120,000**	**-**	**$120,000**
[E326]: **Lawn Mower**							
Parks, Recreation and Forestry							
Borrowing - General Obligation Bonds/Notes	-	-	-	-	$60,000	-	**$60,000**
	-	**-**	**-**	**-**	**$60,000**	**-**	**$60,000**
[E279]: **Toro Workman Dedicated Sprayer**							
Parks, Recreation and Forestry							
Borrowing - General Obligation Bonds/Notes	-	-	-	-	$34,000	-	**$34,000**
	-	**-**	**-**	**-**	**$34,000**	**-**	**$34,000**
[E277]: **Sport Bleachers**							
Parks, Recreation and Forestry							
Borrowing - General Obligation Bonds/Notes	-	-	-	-	$25,000	-	**$25,000**
	-	**-**	**-**	**-**	**$25,000**	**-**	**$25,000**
[E328]: **Zamboni**							
Parks, Recreation and Forestry							
Borrowing - General Obligation Bonds/Notes	-	-	-	-	-	$150,000	**$150,000**
	-	**-**	**-**	**-**	**-**	**$150,000**	**$150,000**
[E329]: **Skid Steer**							
Parks, Recreation and Forestry							
Borrowing - General Obligation Bonds/Notes	-	-	-	-	-	$70,000	**$70,000**
	-	**-**	**-**	**-**	**-**	**$70,000**	**$70,000**

General Government - Police

2023 Total Funding
$20,000

2023 New Borrowing
$20,000

2023 City Funded
$20,000

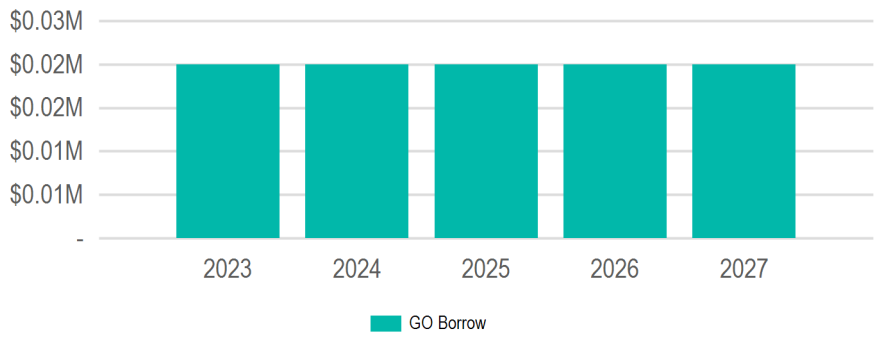

(In Thousands of Dollars)

Funding Sources

Source	2023	2024	2025	2026	2027	Total
Borrowing	$20,000	$20,000	$20,000	$20,000	$20,000	**$100,000**
General Obligation Bonds/Notes	$20,000	$20,000	$20,000	$20,000	$20,000	**$100,000**
	$20,000	**$20,000**	**$20,000**	**$20,000**	**$20,000**	**$100,000**

Requests

Funding Source	Past	2023	2024	2025	2026	2027	Total
[E51]: **Bullet Resistant Vests**							
Police							
Borrowing - General Obligation Bonds/Notes	$20,000	$20,000	$20,000	$20,000	$20,000	$20,000	**$120,000**
	$20,000	**$20,000**	**$20,000**	**$20,000**	**$20,000**	**$20,000**	**$120,000**

General Government - Refuse and Recycling

2023 Total Funding
$36,000

2023 New Borrowing
$36,000

2023 City Funded
$36,000

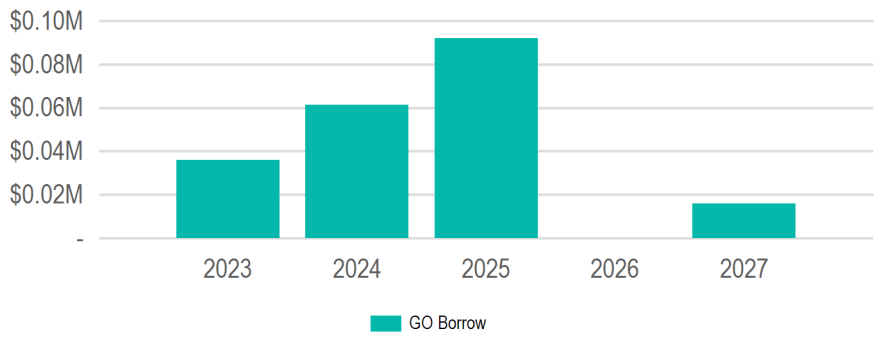

(In Thousands of Dollars)

Funding Sources

Source	2023	2024	2025	2026	2027	Total
Borrowing	$36,000	$61,218	$92,000	-	$16,000	**$205,218**
General Obligation Bonds/Notes	$36,000	$61,218	$92,000	-	$16,000	**$205,218**
	$36,000	**$61,218**	**$92,000**	**-**	**$16,000**	**$205,218**

Requests

Funding Source	Past	2023	2024	2025	2026	2027	Total
[E297]: **Compactor Box**							
Refuse and Recycling							
Borrowing - General Obligation Bonds/Notes	$10,000	$36,000	-	$25,000	-	$16,000	**$87,000**
	$10,000	**$36,000**	**-**	**$25,000**	**-**	**$16,000**	**$87,000**
[E49]: **Leaf Vacuum Collector**							
Refuse and Recycling							
Borrowing - General Obligation Bonds/Notes	-	-	$61,218	$67,000	-	-	**$128,218**
	-	**-**	**$61,218**	**$67,000**	**-**	**-**	**$128,218**

General Government - Streets

2023 Total Funding
$874,500

2023 New Borrowing
$874,500

2023 City Funded
$874,500

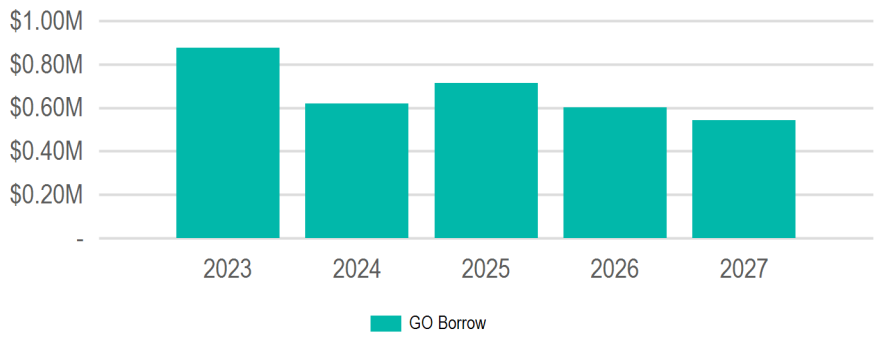

(In Thousands of Dollars)

Funding Sources

Source	2023	2024	2025	2026	2027	Total
Borrowing	$874,500	$620,000	$713,000	$601,000	$544,000	**$3,352,500**
General Obligation Bonds/Notes	$874,500	$620,000	$713,000	$601,000	$544,000	**$3,352,500**
	$874,500	**$620,000**	**$713,000**	**$601,000**	**$544,000**	**$3,352,500**

Requests

Funding Source	Past	2023	2024	2025	2026	2027	Total
[E92]: **Motor Grader**							
Streets							
Borrowing - General Obligation Bonds/Notes	-	$310,000	$280,000	-	-	-	**$590,000**
	-	**$310,000**	**$280,000**	**-**	**-**	**-**	**$590,000**
[E278]: **Truck Vacuum Street Sweeper**							
Streets							
Borrowing - General Obligation Bonds/Notes	-	$297,000	-	-	-	-	**$297,000**
	-	**$297,000**	**-**	**-**	**-**	**-**	**$297,000**
[E312]: **Drive on Lift**							
Streets							
Borrowing - General Obligation Bonds/Notes	-	$165,000	-	-	-	-	**$165,000**
	-	**$165,000**	**-**	**-**	**-**	**-**	**$165,000**
[E313]: **Fork Lift**							
Streets							
Borrowing - General Obligation Bonds/Notes	-	$58,500	-	-	-	-	**$58,500**
	-	**$58,500**	**-**	**-**	**-**	**-**	**$58,500**
[E314]: **Portable Digital Reader Board**							
Streets							
Borrowing - General Obligation Bonds/Notes	-	$44,000	-	-	-	-	**$44,000**
	-	**$44,000**	**-**	**-**	**-**	**-**	**$44,000**
[E87]: **Single Axle Dump Truck w/Plow (Mail Box Cut)**							
Streets							
Borrowing - General Obligation Bonds/Notes	$166,000	-	$162,000	-	$166,000	$171,000	**$665,000**
	$166,000	**-**	**$162,000**	**-**	**$166,000**	**$171,000**	**$665,000**
[E315]: **Brine Making System**							
Streets							
Borrowing - General Obligation Bonds/Notes	-	-	$150,000	-	-	-	**$150,000**
	-	**-**	**$150,000**	**-**	**-**	**-**	**$150,000**
[E223]: **10' Stainless Steel Spreader w/tanks/controls**							
Streets							
Borrowing - General Obligation Bonds/Notes	-	-	$28,000	-	-	-	**$28,000**
	-	**-**	**$28,000**	**-**	**-**	**-**	**$28,000**
[E316]: **Loader**							
Streets							
Borrowing - General Obligation Bonds/Notes	-	-	-	$285,000	-	-	**$285,000**
	-	**-**	**-**	**$285,000**	**-**	**-**	**$285,000**

Requests

Funding Source	Past	2023	2024	2025	2026	2027	Total
[E86]: **Tandem Axle Dump Truck w/belly plow**							
Streets							
Borrowing - General Obligation Bonds/Notes	-	-	-	$218,000	-	$223,000	**$441,000**
	-	**-**	**-**	**$218,000**	**-**	**$223,000**	**$441,000**
[E91]: **Quad Axle Dump Truck**							
Streets							
Borrowing - General Obligation Bonds/Notes	$190,000	-	-	$210,000	-	-	**$400,000**
	$190,000	**-**	**-**	**$210,000**	**-**	**-**	**$400,000**
[E83]: **Pelican Street Sweeper**							
Streets							
Borrowing - General Obligation Bonds/Notes	-	-	-	-	$291,000	-	**$291,000**
	-	**-**	**-**	**-**	**$291,000**	**-**	**$291,000**
[E317]: **Tar Kettle**							
Streets							
Borrowing - General Obligation Bonds/Notes	-	-	-	-	$74,000	-	**$74,000**
	-	**-**	**-**	**-**	**$74,000**	**-**	**$74,000**
[E318]: **Column Lift**							
Streets							
Borrowing - General Obligation Bonds/Notes	-	-	-	-	$70,000	-	**$70,000**
	-	**-**	**-**	**-**	**$70,000**	**-**	**$70,000**
[E319]: **Pavement Roller**							
Streets							
Borrowing - General Obligation Bonds/Notes	-	-	-	-	-	$150,000	**$150,000**
	-	**-**	**-**	**-**	**-**	**$150,000**	**$150,000**

Enterprise Funds - Airport

2023 Total Funding
$720,000

2023 New Borrowing

2023 City Funded
$280,000

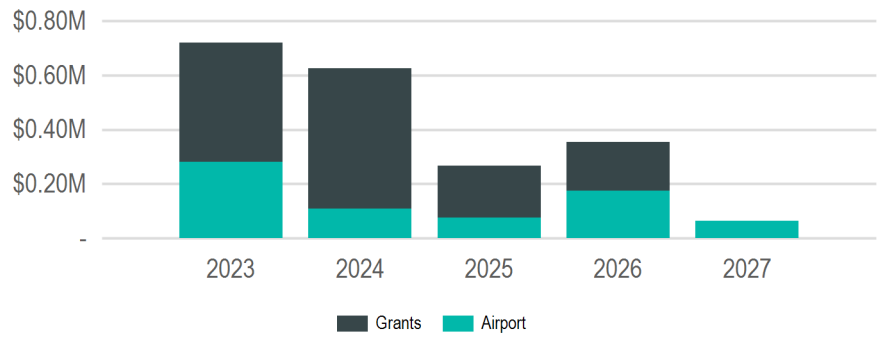

(In Thousands of Dollars)

Funding Sources

Source	2023	2024	2025	2026	2027	Total
Grants & Other Intergovernmental	$440,000	$515,000	$191,250	$180,000	-	**$1,326,250**
Federal	$440,000	$515,000	$191,250	$180,000	-	**$1,326,250**
Operating Funds	$280,000	$110,000	$75,750	$175,000	$65,000	**$705,750**
Enterprise/Utility Funds	$280,000	$110,000	$75,750	$175,000	$65,000	**$705,750**
	$720,000	**$625,000**	**$267,000**	**$355,000**	**$65,000**	**$2,032,000**

Requests

Funding Source	Past	2023	2024	2025	2026	2027	Total
[E44]: **Airfield Plow Truck**							
Airport							
Grants - Federal	-	$440,000	-	-	-	-	**$440,000**
Operating - Passenger Facility Charges	-	$110,000	-	-	-	-	**$110,000**
	-	**$550,000**	**-**	**-**	**-**	**-**	**$550,000**
[E169]: **Wide Area Mower**							
Airport							
Operating - Airport Operating Funds	-	$85,000	-	-	-	-	**$85,000**
	-	**$85,000**	**-**	**-**	**-**	**-**	**$85,000**
[E42]: **Tar Kettle**							
Airport							
Operating - Airport Operating Funds	-	$85,000	-	-	-	-	**$85,000**
	-	**$85,000**	**-**	**-**	**-**	**-**	**$85,000**
[E162]: **Airfield De-Ice/Plow Truck**							
Airport							
Grants - Federal	-	-	$440,000	-	-	-	**$440,000**
Operating - Airport Operating Funds	-	-	$110,000	-	-	-	**$110,000**
	-	**-**	**$550,000**	**-**	**-**	**-**	**$550,000**
[E333]: **Airfield De-Ice Equipment**							
Airport							
Grants - Federal	-	-	$75,000	-	-	-	**$75,000**
	-	**-**	**$75,000**	**-**	**-**	**-**	**$75,000**
[E163]: **Tractor**							
Airport							
Grants - Federal	-	-	-	$120,000	-	-	**$120,000**
Operating - Airport Operating Funds	-	-	-	$30,000	-	-	**$30,000**
	-	**-**	**-**	**$150,000**	**-**	**-**	**$150,000**
[E336]: **Runway Closure Crosses**							
Airport							
Grants - Federal	-	-	-	$71,250	-	-	**$71,250**
Operating - Airport Operating Funds	-	-	-	$3,750	-	-	**$3,750**
	-	**-**	**-**	**$75,000**	**-**	**-**	**$75,000**
[E334]: **Rotary Cutter**							
Airport							
Operating - Airport Operating Funds	-	-	-	$42,000	-	-	**$42,000**
	-	**-**	**-**	**$42,000**	**-**	**-**	**$42,000**

Requests

Funding Source	Past	2023	2024	2025	2026	2027	Total
[E289]: **Sand Truck with Plow**							
Airport							
Grants - Federal	-	-	-	-	$180,000	-	**$180,000**
Operating - Airport Operating Funds	-	-	-	-	$45,000	-	**$45,000**
	-	**-**	**-**	**-**	**$225,000**	**-**	**$225,000**
[E165]: **Information Technology Equipment**							
Airport							
Operating - Airport Operating Funds	-	-	-	-	$75,000	-	**$75,000**
	-	**-**	**-**	**-**	**$75,000**	**-**	**$75,000**
[E288]: **Utility Mower**							
Airport							
Operating - Airport Operating Funds	-	-	-	-	$55,000	-	**$55,000**
	-	**-**	**-**	**-**	**$55,000**	**-**	**$55,000**
[E335]: **Maintenance Pickup**							
Airport							
Operating - Airport Operating Funds	-	-	-	-	-	$65,000	**$65,000**
	-	**-**	**-**	**-**	**-**	**$65,000**	**$65,000**

Enterprise Funds - Parking

2023 Total Funding
$18,000

2023 New Borrowing

2023 City Funded
$18,000

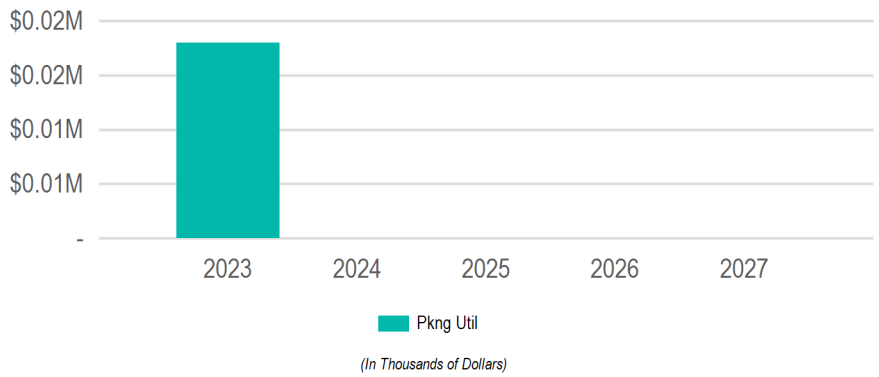

Funding Sources

Source	2023	2024	2025	2026	2027	Total
Operating Funds	$18,000	-	-	-	-	**$18,000**
Enterprise/Utility Funds	$18,000	-	-	-	-	**$18,000**
	$18,000	**-**	**-**	**-**	**-**	**$18,000**

Requests

Funding Source	Past	2023	2024	2025	2026	2027	Total
[E324]: **Panasonic Toughbook FZ-55**							
Parking							
Operating - Parking Utility Funds	-	$18,000	-	-	-	-	**$18,000**
	-	**$18,000**	**-**	**-**	**-**	**-**	**$18,000**

Enterprise Funds - Sanitary Sewer Utility

2023 Total Funding
$143,000

2023 New Borrowing

2023 City Funded
$143,000

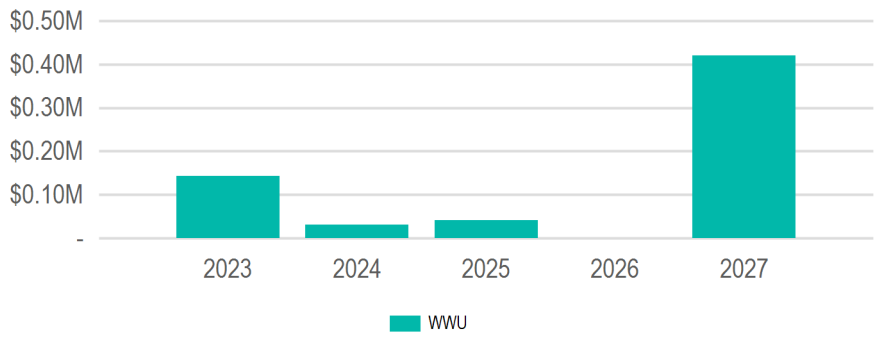

(In Thousands of Dollars)

Funding Sources

Source	2023	2024	2025	2026	2027	Total
Operating Funds	$143,000	$31,000	$42,000	-	$420,000	**$636,000**
Enterprise/Utility Funds	$143,000	$31,000	$42,000	-	$420,000	**$636,000**
	$143,000	**$31,000**	**$42,000**	**-**	**$420,000**	**$636,000**

Requests

Funding Source	Past	2023	2024	2025	2026	2027	Total
[E300]: **Thickened Waste Activated Sludge Pump**							
Sanitary Sewer Utility							
Operating - Sanitary Sewer Utility Funds	-	$75,000	-	-	-	-	**$75,000**
	-	**$75,000**	**-**	**-**	**-**	**-**	**$75,000**
[E302]: **Wastewater System Reporting Software**							
Sanitary Sewer Utility							
Operating - Sanitary Sewer Utility Funds	-	$42,000	-	-	-	-	**$42,000**
	-	**$42,000**	**-**	**-**	**-**	**-**	**$42,000**
[E305]: **Rooftop HVAC**							
Sanitary Sewer Utility							
Operating - Sanitary Sewer Utility Funds	-	$15,000	$15,000	-	-	-	**$30,000**
	-	**$15,000**	**$15,000**	**-**	**-**	**-**	**$30,000**
[E301]: **Biosolids Building Pressure Washer System**							
Sanitary Sewer Utility							
Operating - Sanitary Sewer Utility Funds	-	$11,000	-	-	-	-	**$11,000**
	-	**$11,000**	**-**	**-**	**-**	**-**	**$11,000**
[E306]: **Lunch room rooftop HVAC**							
Sanitary Sewer Utility							
Operating - Sanitary Sewer Utility Funds	-	-	$16,000	-	-	-	**$16,000**
	-	**-**	**$16,000**	**-**	**-**	**-**	**$16,000**
[E304]: **Forklift**							
Sanitary Sewer Utility							
Operating - Sanitary Sewer Utility Funds	-	-	-	$42,000	-	-	**$42,000**
	-	**-**	**-**	**$42,000**	**-**	**-**	**$42,000**
[E309]: **Sewer Line Flushing Truck**							
Sanitary Sewer Utility							
Operating - Sanitary Sewer Utility Funds	-	-	-	-	-	$350,000	**$350,000**
	-	**-**	**-**	**-**	**-**	**$350,000**	**$350,000**
[E308]: **Utility Box Truck**							
Sanitary Sewer Utility							
Operating - Sanitary Sewer Utility Funds	-	-	-	-	-	$70,000	**$70,000**
	-	**-**	**-**	**-**	**-**	**$70,000**	**$70,000**

Enterprise Funds - Stormwater Utility

2023 Total Funding
$395,000

2023 New Borrowing

2023 City Funded
$395,000

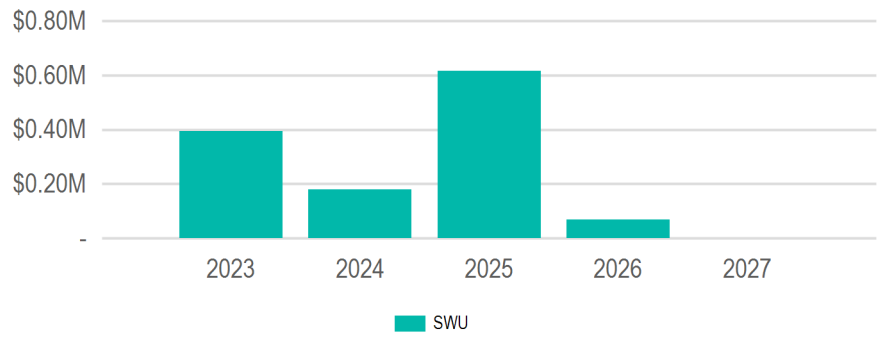

(In Thousands of Dollars)

Funding Sources

Source	2023	2024	2025	2026	2027	Total
Operating Funds	$395,000	$180,000	$615,000	$70,000	-	**$1,260,000**
Enterprise/Utility Funds	$395,000	$180,000	$615,000	$70,000	-	**$1,260,000**
	$395,000	**$180,000**	**$615,000**	**$70,000**	**-**	**$1,260,000**

Requests

Funding Source	Past	2023	2024	2025	2026	2027	Total
[E264]: **Vacuum Truck**							
Stormwater Utility							
Operating - Storm Water Utility Funds	-	$395,000	-	$440,000	-	-	**$835,000**
	-	**$395,000**	**-**	**$440,000**	**-**	**-**	**$835,000**
[E191]: **Mini Excavator**							
Stormwater Utility							
Operating - Storm Water Utility Funds	-	-	$120,000	-	-	-	**$120,000**
	-	**-**	**$120,000**	**-**	**-**	**-**	**$120,000**
[E303]: **Self-Priming Storm Water Pump**							
Stormwater Utility							
Operating - Storm Water Utility Funds	-	-	$60,000	-	$70,000	-	**$130,000**
	-	**-**	**$60,000**	**-**	**$70,000**	**-**	**$130,000**
[E253]: **Dump Truck**							
Stormwater Utility							
Operating - Storm Water Utility Funds	-	-	-	$175,000	-	-	**$175,000**
	-	**-**	**-**	**$175,000**	**-**	**-**	**$175,000**

Enterprise Funds - Water Utility

2023 Total Funding
$550,000

2023 New Borrowing

2023 City Funded
$550,000

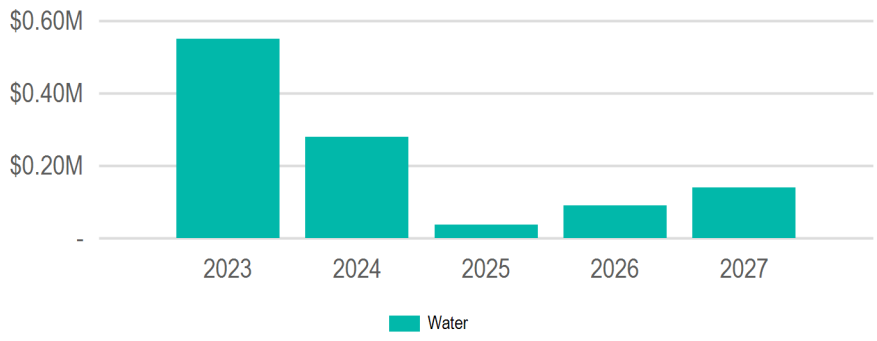

(In Thousands of Dollars)

Funding Sources

Source	2023	2024	2025	2026	2027	Total
Operating Funds	$550,000	$280,000	$37,000	$90,000	$140,000	**$1,097,000**
Enterprise/Utility Funds	$550,000	$280,000	$37,000	$90,000	$140,000	**$1,097,000**
	$550,000	**$280,000**	**$37,000**	**$90,000**	**$140,000**	**$1,097,000**

Requests

Funding Source	Past	2023	2024	2025	2026	2027	Total
[E294]: **Vacuum Excavator**							
Water Utility							
Operating - Water Utility Funds	-	$550,000	-	-	-	-	**$550,000**
	-	**$550,000**	**-**	**-**	**-**	**-**	**$550,000**
[E220]: **Utility Dump Truck**							
Water Utility							
Operating - Water Utility Funds	-	-	$150,000	-	-	-	**$150,000**
	-	**-**	**$150,000**	**-**	**-**	**-**	**$150,000**
[E292]: **Tractor Loader Backhoe**							
Water Utility							
Operating - Water Utility Funds	$130,000	-	$130,000	-	-	-	**$260,000**
	$130,000	**-**	**$130,000**	**-**	**-**	**-**	**$260,000**
[E330]: **Truck Mounted Valve Turner**							
Water Utility							
Operating - Water Utility Funds	-	-	-	$25,000	-	-	**$25,000**
	-	**-**	**-**	**$25,000**	**-**	**-**	**$25,000**
[E331]: **Walk Behind Saw**							
Water Utility							
Operating - Water Utility Funds	-	-	-	$12,000	-	-	**$12,000**
	-	**-**	**-**	**$12,000**	**-**	**-**	**$12,000**
[E295]: **Skid Steer Loader**							
Water Utility							
Operating - Water Utility Funds	-	-	-	-	$75,000	-	**$75,000**
	-	**-**	**-**	**-**	**$75,000**	**-**	**$75,000**
[E296]: **Miller Welder #1**							
Water Utility							
Operating - Water Utility Funds	-	-	-	-	$15,000	-	**$15,000**
	-	**-**	**-**	**-**	**$15,000**	**-**	**$15,000**
[E327]: **Dump Truck**							
Water Utility							
Operating - Water Utility Funds	-	-	-	-	-	$140,000	**$140,000**
	-	**-**	**-**	**-**	**-**	**$140,000**	**$140,000**

Special Revenue Funds - Municipal Transit

2023 Total Funding
$2,340,000

2023 New Borrowing
$468,000

2023 City Funded
$468,000

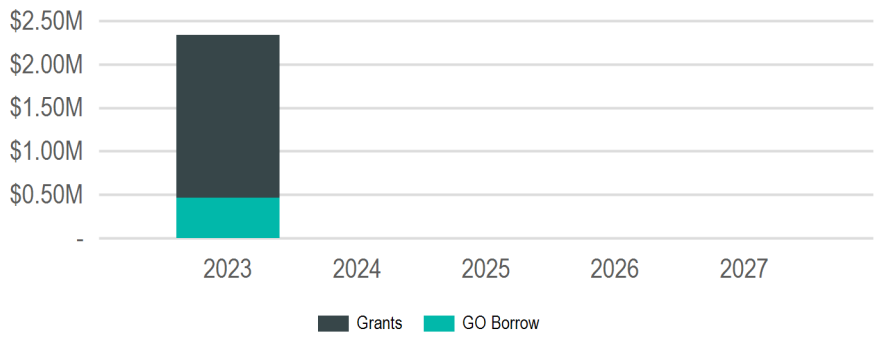

(In Thousands of Dollars)

Funding Sources

Source	2023	2024	2025	2026	2027	Total
Borrowing	$468,000	-	-	-	-	**$468,000**
General Obligation Bonds/Notes	$468,000	-	-	-	-	**$468,000**
Grants & Other Intergovernmental	$1,872,000	-	-	-	-	**$1,872,000**
State	$1,872,000	-	-	-	-	**$1,872,000**
	$2,340,000	**-**	**-**	**-**	**-**	**$2,340,000**

Requests

Funding Source	Past	2023	2024	2025	2026	2027	Total
[E337]: **Hybrid Buses**							
Municipal Transit							
Borrowing - General Obligation Bonds/Notes	-	$468,000	-	-	-	-	**$468,000**
Grants - State	-	$1,872,000	-	-	-	-	**$1,872,000**
	-	**$2,340,000**	**-**	**-**	**-**	**-**	**$2,340,000**

Flood Control, Harbors & Waterfront

2023 Total Funding
$800,000

2023 New Borrowing
$700,000

2023 City Funded
$800,000

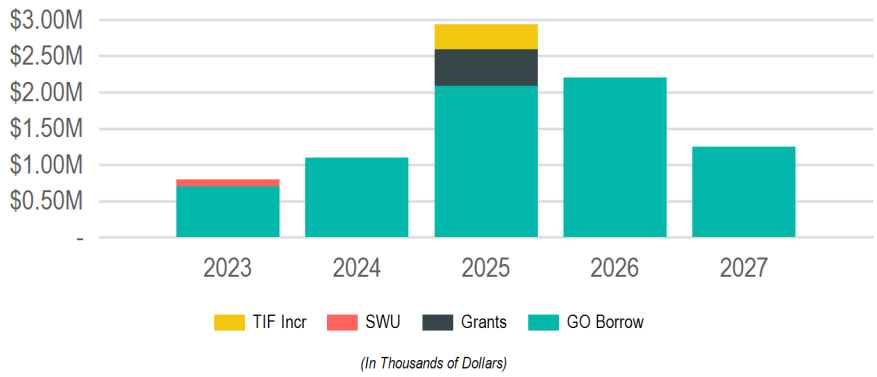

Funding Sources

Source	2023	2024	2025	2026	2027	Total
Borrowing	$700,000	$1,100,000	$2,090,000	$2,200,000	$1,250,000	**$7,340,000**
General Obligation Bonds/Notes	$700,000	$1,100,000	$2,090,000	$2,200,000	$1,250,000	**$7,340,000**
Grants & Other Intergovernmental	-	-	$500,000	-	-	**$500,000**
Federal	-	-	$500,000	-	-	**$500,000**
Operating Funds	$100,000	-	-	-	-	**$100,000**
Enterprise/Utility Funds	$100,000	-	-	-	-	**$100,000**
Taxation	-	-	$350,000	-	-	**$350,000**
TIF Increment	-	-	$350,000	-	-	**$350,000**
	$800,000	**$1,100,000**	**$2,940,000**	**$2,200,000**	**$1,250,000**	**$8,290,000**

Requests

Funding Source	Past	2023	2024	2025	2026	2027	Total
[624]: **Flood Levee Rehabilitation**							
Engineering							
Borrowing - General Obligation Bonds/Notes	$100,000	$500,000	$1,000,000	$1,200,000	$1,200,000	-	**$4,000,000**
	$100,000	**$500,000**	**$1,000,000**	**$1,200,000**	**$1,200,000**	**-**	**$4,000,000**
[168]: **Pammel Creek Repairs**							
Engineering							
Borrowing - General Obligation Bonds/Notes	$257,500	$100,000	-	-	-	-	**$357,500**
Operating - Storm Water Utility Funds	$257,500	$100,000	-	-	-	-	**$357,500**
	$515,000	**$200,000**	**-**	**-**	**-**	**-**	**$715,000**
[551]: **Marsh Hydrological Study & Implementation**							
Parks, Recreation and Forestry							
Borrowing - General Obligation Bonds/Notes	$200,000	$100,000	$100,000	$100,000	$100,000	-	**$600,000**
	$200,000	**$100,000**	**$100,000**	**$100,000**	**$100,000**	**-**	**$600,000**
[749]: **Copeland Park Transient Dock and Marina**							
Parks, Recreation and Forestry							
Borrowing - General Obligation Bonds/Notes	-	-	-	$250,000	-	-	**$250,000**
Grants - Federal	-	-	-	$500,000	-	-	**$500,000**
	-	**-**	**-**	**$750,000**	**-**	**-**	**$750,000**
[555]: **River Point District Waterway Development Plan**							
Parks, Recreation and Forestry							
Borrowing - General Obligation Bonds/Notes	-	-	-	$500,000	$500,000	$500,000	**$1,500,000**
	-	**-**	**-**	**$500,000**	**$500,000**	**$500,000**	**$1,500,000**
[764]: **Pettibone Park Waterline Extension**							
Parks, Recreation and Forestry							
Other - TIF Increment - 10	-	-	-	$350,000	-	-	**$350,000**
	-	**-**	**-**	**$350,000**	**-**	**-**	**$350,000**
[725]: **Utility line to La Crosse Municipal Harbor**							
Parks, Recreation and Forestry							
Borrowing - General Obligation Bonds/Notes	-	-	-	$40,000	-	-	**$40,000**
	-	**-**	**-**	**$40,000**	**-**	**-**	**$40,000**

Requests

Funding Source	Past	2023	2024	2025	2026	2027	Total
[706]: **Municipal Harbor Transient Dock**							
Parks, Recreation and Forestry							
Borrowing - General Obligation Bonds/Notes	-	-	-	-	$250,000	-	**$250,000**
	-	**-**	**-**	**-**	**$250,000**	**-**	**$250,000**
[776]: **Municipal Boat Harbor Gazebo**							
Parks, Recreation and Forestry							
Borrowing - General Obligation Bonds/Notes	-	-	-	-	$150,000	-	**$150,000**
	-	**-**	**-**	**-**	**$150,000**	**-**	**$150,000**
[567]: **Municipal Boat Harbor Parking Facility**							
Parks, Recreation and Forestry							
Borrowing - General Obligation Bonds/Notes	-	-	-	-	-	$750,000	**$750,000**
	-	**-**	**-**	**-**	**-**	**$750,000**	**$750,000**

Parks, Recreation & Forestry

2023 Total Funding
$1,385,000

2023 New Borrowing
$1,385,000

2023 City Funded
$1,385,000

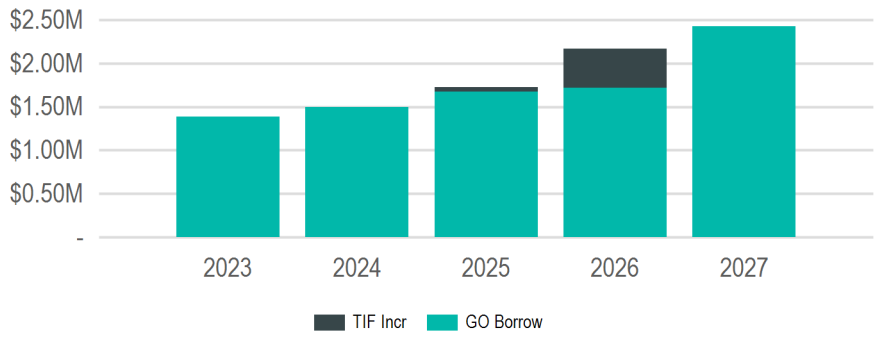

(In Thousands of Dollars)

Funding Sources

Source	2023	2024	2025	2026	2027	Total
Borrowing	$1,385,000	$1,500,000	$1,675,000	$1,720,000	$2,425,000	**$8,705,000**
General Obligation Bonds/Notes	$1,385,000	$1,500,000	$1,675,000	$1,720,000	$2,425,000	**$8,705,000**
Taxation	-	-	$50,000	$450,000	-	**$500,000**
TIF Increment	-	-	$50,000	$450,000	-	**$500,000**
	$1,385,000	**$1,500,000**	**$1,725,000**	**$2,170,000**	**$2,425,000**	**$9,205,000**

Requests

Funding Source	Past	2023	2024	2025	2026	2027	Total
[23]: **Myrick Park Playground**							
Parks, Recreation and Forestry							
Borrowing - General Obligation Bonds/Notes	$300,000	$750,000	-	-	-	-	**$1,050,000**
	$300,000	**$750,000**	**-**	**-**	**-**	**-**	**$1,050,000**
[440]: **Carroll Park Improvements**							
Parks, Recreation and Forestry							
Borrowing - General Obligation Bonds/Notes	$450,000	$300,000	-	-	-	-	**$750,000**
Other - TIF Increment - 14	$300,000	-	-	-	-	-	**$300,000**
Outside - Developer Capital Contributions	$620,000	-	-	-	-	-	**$620,000**
	$1,370,000	**$300,000**	**-**	**-**	**-**	**-**	**$1,670,000**
[556]: **Crowley Park**							
Parks, Recreation and Forestry							
Borrowing - General Obligation Bonds/Notes	-	$100,000	-	-	-	-	**$100,000**
	-	**$100,000**	**-**	**-**	**-**	**-**	**$100,000**
[770]: **Cameron Park Playground Surfacing**							
Parks, Recreation and Forestry							
Borrowing - General Obligation Bonds/Notes	-	$100,000	-	-	-	-	**$100,000**
	-	**$100,000**	**-**	**-**	**-**	**-**	**$100,000**
[841]: **Badger/Hickey Park Shelter**							
Parks, Recreation and Forestry							
Borrowing - General Obligation Bonds/Notes	-	$85,000	$600,000	-	-	-	**$685,000**
	-	**$85,000**	**$600,000**	**-**	**-**	**-**	**$685,000**
[771]: **Citywide Tree Planting**							
Parks, Recreation and Forestry							
Borrowing - General Obligation Bonds/Notes	-	$50,000	$50,000	$50,000	$50,000	$50,000	**$250,000**
	-	**$50,000**	**$50,000**	**$50,000**	**$50,000**	**$50,000**	**$250,000**
[775]: **Forest Hills Parking Lot**							
Parks, Recreation and Forestry							
Borrowing - General Obligation Bonds/Notes	-	-	$450,000	-	-	-	**$450,000**
	-	**-**	**$450,000**	**-**	**-**	**-**	**$450,000**
[772]: **Pettibone Beach House**							
Parks, Recreation and Forestry							
Borrowing - General Obligation Bonds/Notes	-	-	$250,000	-	-	-	**$250,000**
	-	**-**	**$250,000**	**-**	**-**	**-**	**$250,000**

Requests

Funding Source	Past	2023	2024	2025	2026	2027	Total
[554]: **Northside Community Pool**							
Parks, Recreation and Forestry							
Borrowing - General Obligation Bonds/Notes	-	-	$150,000	$200,000	-	-	**$350,000**
	-	**-**	**$150,000**	**$200,000**	**-**	**-**	**$350,000**
[548]: **Copeland Park Shelters and Site Improvements**							
Parks, Recreation and Forestry							
Borrowing - General Obligation Bonds/Notes	$30,000	-	-	$300,000	$300,000	$300,000	**$930,000**
	$30,000	**-**	**-**	**$300,000**	**$300,000**	**$300,000**	**$930,000**
[550]: **Forest Hills Irrigation System**							
Parks, Recreation and Forestry							
Borrowing - General Obligation Bonds/Notes	-	-	-	$300,000	$300,000	$300,000	**$900,000**
	-	**-**	**-**	**$300,000**	**$300,000**	**$300,000**	**$900,000**
[441]: **Trails / Bluffland**							
Parks, Recreation and Forestry							
Borrowing - General Obligation Bonds/Notes	$550,000	-	-	$200,000	$200,000	$200,000	**$1,150,000**
	$550,000	**-**	**-**	**$200,000**	**$200,000**	**$200,000**	**$1,150,000**
[553]: **Erickson Pool**							
Parks, Recreation and Forestry							
Borrowing - General Obligation Bonds/Notes	-	-	-	$200,000	-	-	**$200,000**
	-	**-**	**-**	**$200,000**	**-**	**-**	**$200,000**
[560]: **Hass Park**							
Parks, Recreation and Forestry							
Borrowing - General Obligation Bonds/Notes	-	-	-	$200,000	-	-	**$200,000**
	-	**-**	**-**	**$200,000**	**-**	**-**	**$200,000**
[716]: **Coulee Park**							
Parks, Recreation and Forestry							
Borrowing - General Obligation Bonds/Notes	-	-	-	$100,000	-	-	**$100,000**
	-	**-**	**-**	**$100,000**	**-**	**-**	**$100,000**
[700]: **Chad Erickson Lagoon Trail Stabilization**							
Parks, Recreation and Forestry							
Borrowing - General Obligation Bonds/Notes	-	-	-	$75,000	-	-	**$75,000**
	-	**-**	**-**	**$75,000**	**-**	**-**	**$75,000**
[682]: **Red Cloud Park Trail**							
Planning and Development							
Other - TIF Increment - 16	-	-	-	$50,000	-	-	**$50,000**
	-	**-**	**-**	**$50,000**	**-**	**-**	**$50,000**
[698]: **City Wide Fence Replacement**							
Parks, Recreation and Forestry							
Borrowing - General Obligation Bonds/Notes	-	-	-	$50,000	$50,000	$50,000	**$150,000**
	-	**-**	**-**	**$50,000**	**$50,000**	**$50,000**	**$150,000**
[439]: **Copeland Park Walk of Fame/Sidewalks**							
Parks, Recreation and Forestry							
Borrowing - General Obligation Bonds/Notes	-	-	-	-	$350,000	-	**$350,000**
	-	**-**	**-**	**-**	**$350,000**	**-**	**$350,000**
[544]: **Forest Hills Tennis Courts**							
Parks, Recreation and Forestry							
Borrowing - General Obligation Bonds/Notes	-	-	-	-	$300,000	-	**$300,000**
	-	**-**	**-**	**-**	**$300,000**	**-**	**$300,000**
[703]: **Houska Park Pedestrian Bridge Replacement**							
Parks, Recreation and Forestry							
Other - TIF Increment - 11	-	-	-	-	$250,000	-	**$250,000**
	-	**-**	**-**	**-**	**$250,000**	**-**	**$250,000**
[773]: **Pettibone Parking Lot**							
Parks, Recreation and Forestry							
Other - TIF Increment - 10	-	-	-	-	$200,000	-	**$200,000**
	-	**-**	**-**	**-**	**$200,000**	**-**	**$200,000**
[559]: **Glendale Park**							
Parks, Recreation and Forestry							
Borrowing - General Obligation Bonds/Notes	-	-	-	-	$100,000	-	**$100,000**
	-	**-**	**-**	**-**	**$100,000**	**-**	**$100,000**
[702]: **Green Island Tennis Facility**							
Parks, Recreation and Forestry							
Borrowing - General Obligation Bonds/Notes	-	-	-	-	$70,000	-	**$70,000**
	-	**-**	**-**	**-**	**$70,000**	**-**	**$70,000**

Requests

Funding Source	Past	2023	2024	2025	2026	2027	Total
[547]: **West Copeland Parking Lot**							
Parks, Recreation and Forestry							
Borrowing - General Obligation Bonds/Notes	-	-	-	-	-	$600,000	**$600,000**
	-	**-**	**-**	**-**	**-**	**$600,000**	**$600,000**
[546]: **East Copeland Parking Lot**							
Parks, Recreation and Forestry							
Borrowing - General Obligation Bonds/Notes	-	-	-	-	-	$400,000	**$400,000**
	-	**-**	**-**	**-**	**-**	**$400,000**	**$400,000**
[558]: **Seminary Park**							
Parks, Recreation and Forestry							
Borrowing - General Obligation Bonds/Notes	-	-	-	-	-	$150,000	**$150,000**
	-	**-**	**-**	**-**	**-**	**$150,000**	**$150,000**
[557]: **Merry Meadows Park**							
Parks, Recreation and Forestry							
Borrowing - General Obligation Bonds/Notes	-	-	-	-	-	$100,000	**$100,000**
	-	**-**	**-**	**-**	**-**	**$100,000**	**$100,000**
[768]: **Riverside Park Pergola**							
Parks, Recreation and Forestry							
Borrowing - General Obligation Bonds/Notes	-	-	-	-	-	$100,000	**$100,000**
	-	**-**	**-**	**-**	**-**	**$100,000**	**$100,000**
[778]: **Civic Center Park**							
Parks, Recreation and Forestry							
Borrowing - General Obligation Bonds/Notes	-	-	-	-	-	$100,000	**$100,000**
	-	**-**	**-**	**-**	**-**	**$100,000**	**$100,000**
[714]: **Lueth Park**							
Parks, Recreation and Forestry							
Borrowing - General Obligation Bonds/Notes	-	-	-	-	-	$50,000	**$50,000**
	-	**-**	**-**	**-**	**-**	**$50,000**	**$50,000**
[774]: **Riverside International Friendship Gardens**							
Parks, Recreation and Forestry							
Borrowing - General Obligation Bonds/Notes	-	-	-	-	-	$25,000	**$25,000**
	-	**-**	**-**	**-**	**-**	**$25,000**	**$25,000**

Planning & Community Development

2023 Total Funding
$370,000

2023 New Borrowing
$24,000

2023 City Funded
$274,000

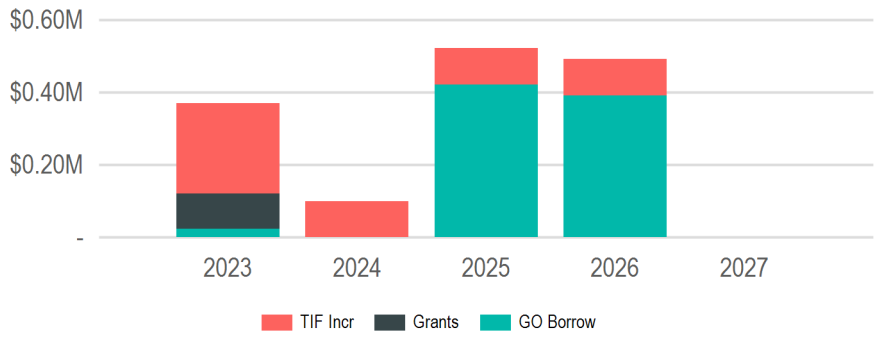

(In Thousands of Dollars)

Sub Groups

Sub Group	2023	2024	2025	2026	2027	Total
Economic Development	$100,000	$100,000	$491,728	$491,728	-	**$1,183,456**
Housing	$150,000	-	-	-	-	**$150,000**
Plans & Studies	$120,000	-	$30,000	-	-	**$150,000**
	$370,000	**$100,000**	**$521,728**	**$491,728**	**-**	**$1,483,456**

Funding Sources

Source	2023	2024	2025	2026	2027	Total
Borrowing	$24,000	-	$421,728	$391,728	-	**$837,456**
General Obligation Bonds/Notes	$24,000	-	$421,728	$391,728	-	**$837,456**
Grants & Other Intergovernmental	$96,000	-	-	-	-	**$96,000**
State	$96,000	-	-	-	-	**$96,000**
Taxation	$250,000	$100,000	$100,000	$100,000	-	**$550,000**
TIF Increment	$250,000	$100,000	$100,000	$100,000	-	**$550,000**
	$370,000	**$100,000**	**$521,728**	**$491,728**	**-**	**$1,483,456**

Economic Development

2023 Total Funding
$100,000

2023 New Borrowing

2023 City Funded
$100,000

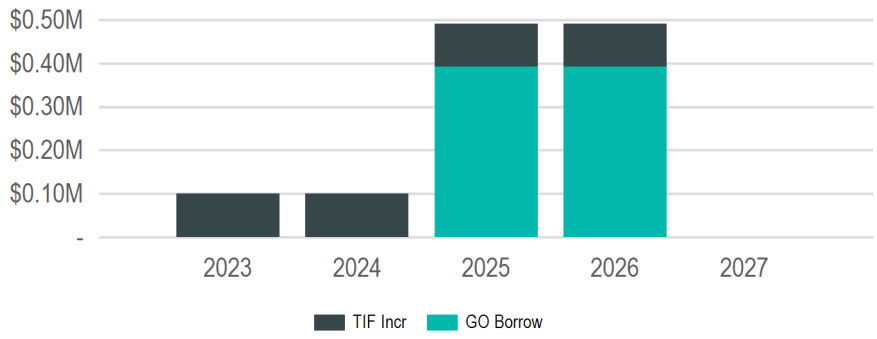

(In Thousands of Dollars)

Funding Sources

Source	2023	2024	2025	2026	2027	Total
Borrowing	-	-	$391,728	$391,728	-	**$783,456**
General Obligation Bonds/Notes	-	-	$391,728	$391,728	-	**$783,456**
Taxation	$100,000	$100,000	$100,000	$100,000	-	**$400,000**
TIF Increment	$100,000	$100,000	$100,000	$100,000	-	**$400,000**
	$100,000	**$100,000**	**$491,728**	**$491,728**	**-**	**$1,183,456**

Requests

Funding Source	Past	2023	2024	2025	2026	2027	Total
[447]: **Downtown Facade Renovation Program**							
Planning and Development							
Other - TIF Increment - 11	$100,000	$100,000	$100,000	$100,000	$100,000	-	**$500,000**
	$100,000	**$100,000**	**$100,000**	**$100,000**	**$100,000**	**-**	**$500,000**
[688]: **Wagon Wheel Connector Trail**							
Planning and Development							
Borrowing - General Obligation Bonds/Notes	-	-	-	$391,728	$391,728	-	**$783,456**
	-	**-**	**-**	**$391,728**	**$391,728**	**-**	**$783,456**

Housing

2023 Total Funding
$150,000

2023 New Borrowing

2023 City Funded
$150,000

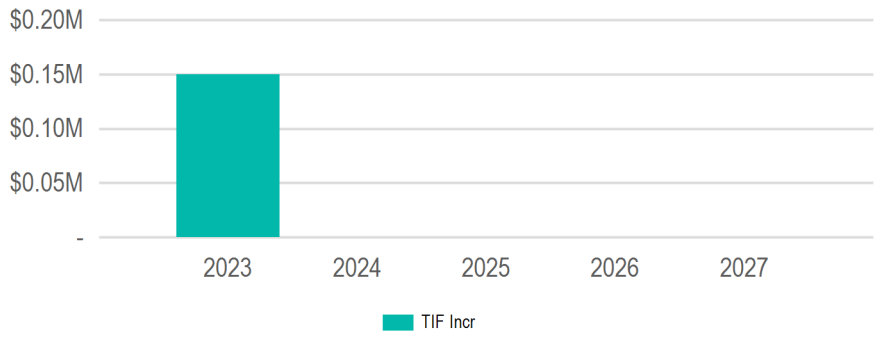

(In Thousands of Dollars)

Funding Sources

Source	2023	2024	2025	2026	2027	Total
Taxation	$150,000	-	-	-	-	**$150,000**
TIF Increment	$150,000	-	-	-	-	**$150,000**
	$150,000	**-**	**-**	**-**	**-**	**$150,000**

Requests

Funding Source	Past	2023	2024	2025	2026	2027	Total
[622]: **Replacement Housing**							
Community Development and Housing							
Other - TIF Increment - 15	$150,000	$150,000	-	-	-	-	**$300,000**
	$150,000	**$150,000**	**-**	**-**	**-**	**-**	**$300,000**

Plans & Studies

2023 Total Funding
$120,000

2023 New Borrowing
$24,000

2023 City Funded
$24,000

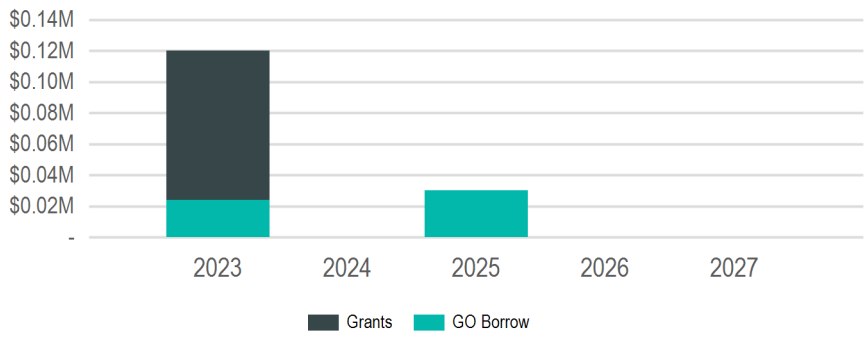

(In Thousands of Dollars)

Funding Sources

Source	2023	2024	2025	2026	2027	Total
Borrowing	$24,000	-	$30,000	-	-	**$54,000**
General Obligation Bonds/Notes	$24,000	-	$30,000	-	-	**$54,000**
Grants & Other Intergovernmental	$96,000	-	-	-	-	**$96,000**
State	$96,000	-	-	-	-	**$96,000**
	$120,000	**-**	**$30,000**	**-**	**-**	**$150,000**

Requests

Funding Source	Past	2023	2024	2025	2026	2027	Total
[834]: **Bicycle and Pedestrian Master Plan**							
Planning and Development							
Borrowing - General Obligation Bonds/Notes	-	$24,000	-	-	-	-	**$24,000**
Grants - State	-	$96,000	-	-	-	-	**$96,000**
	-	**$120,000**	**-**	**-**	**-**	**-**	**$120,000**
[735]: **Lost La Crosse- Historic Signage Project**							
Planning and Development							
Borrowing - General Obligation Bonds/Notes	-	-	-	$30,000	-	-	**$30,000**
	-	**-**	**-**	**$30,000**	**-**	**-**	**$30,000**

Public Safety

2023 Total Funding
$5,015,000

2023 New Borrowing
$4,990,000

2023 City Funded
$5,015,000

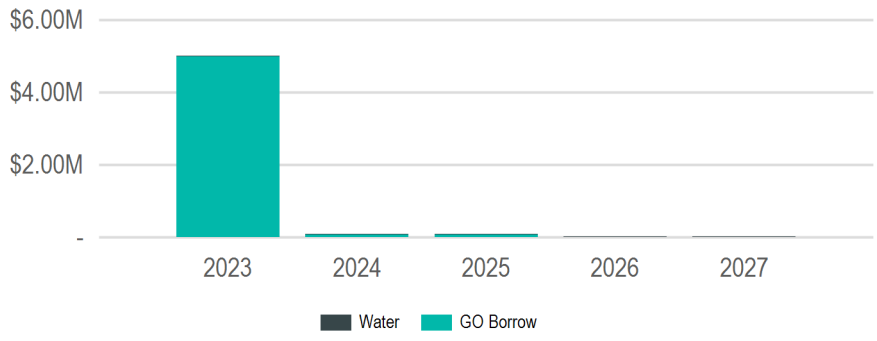

(In Thousands of Dollars)

Funding Sources

Source	2023	2024	2025	2026	2027	Total
Borrowing	$4,990,000	$70,000	$70,000	-	-	**$5,130,000**
General Obligation Bonds/Notes	$4,990,000	$70,000	$70,000	-	-	**$5,130,000**
Operating Funds	$25,000	$25,000	$25,000	$25,000	$25,000	**$125,000**
Enterprise/Utility Funds	$25,000	$25,000	$25,000	$25,000	$25,000	**$125,000**
	$5,015,000	**$95,000**	**$95,000**	**$25,000**	**$25,000**	**$5,255,000**

Requests

Funding Source	Past	2023	2024	2025	2026	2027	Total
[752]: **Fire Station #4**							
Fire							
Borrowing - General Obligation Bonds/Notes	$3,800,000	$4,425,000	-	-	-	-	**$8,225,000**
	$3,800,000	**$4,425,000**	**-**	**-**	**-**	**-**	**$8,225,000**
[569]: **Traffic Preemption System - Total Replacement of Existing System**							
Fire							
Borrowing - General Obligation Bonds/Notes	$495,000	$495,000	-	-	-	-	**$990,000**
	$495,000	**$495,000**	**-**	**-**	**-**	**-**	**$990,000**
[565]: **Fiber, Wireless and other Telecommunications Infrastructure**							
Information Technology; Police							
Borrowing - General Obligation Bonds/Notes	$140,000	$70,000	$70,000	$70,000	-	-	**$350,000**
Operating - Water Utility Funds	-	$25,000	$25,000	$25,000	$25,000	$25,000	**$125,000**
	$140,000	**$95,000**	**$95,000**	**$95,000**	**$25,000**	**$25,000**	**$475,000**

Transportation & Utilities

2023 Total Funding
$20,837,321

2023 New Borrowing
$9,800,254

2023 City Funded
$15,538,821

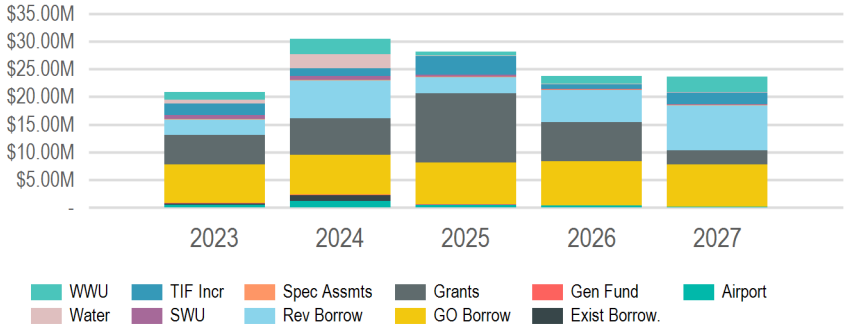

(In Thousands of Dollars)

Sub Groups

Sub Group	2023	2024	2025	2026	2027	Total
Streets	$12,284,821	$12,334,979	$14,430,215	$17,154,500	$14,066,200	**$70,270,715**
Streetscaping & Lighting	$2,115,000	$1,815,000	$1,915,000	$1,455,000	$365,000	**$7,665,000**
Utilities	$1,480,000	$8,525,000	$970,000	$1,690,000	$6,435,000	**$19,100,000**
Airport	$4,932,500	$7,755,000	$10,845,000	$3,457,500	$2,807,500	**$29,797,500**
Bridges	$25,000	$25,000	$25,000	$25,000	$25,000	**$125,000**
	$20,837,321	**$30,454,979**	**$28,185,215**	**$23,782,000**	**$23,698,700**	**$126,958,215**

Funding Sources

Source	2023	2024	2025	2026	2027	Total
Borrowing	$9,800,254	$14,093,900	$10,392,000	$13,775,500	$15,636,200	**$63,697,854**
General Obligation Bonds/Notes	$6,960,954	$7,186,000	$7,474,000	$7,973,000	$7,554,000	**$37,147,954**
Revenue Bonds/Notes	$2,839,300	$6,907,900	$2,918,000	$5,802,500	$8,082,200	**$26,549,900**
Grants & Other Intergovernmental	$5,298,500	$6,555,000	$12,525,750	$7,014,000	$2,612,500	**$34,005,750**
Federal	$4,197,000	$6,210,000	$9,562,500	$2,160,000	$2,475,000	**$24,604,500**
State	$1,101,500	$345,000	$2,963,250	$4,854,000	$137,500	**$9,401,250**
Operating Funds	$3,264,567	$7,314,079	$1,735,465	$2,067,500	$3,330,000	**$17,711,611**
Enterprise/Utility Funds	$3,165,000	$7,225,000	$1,719,250	$2,067,500	$3,330,000	**$17,506,750**
General Fund	$99,567	$89,079	$16,215	-	-	**$204,861**
Other	$239,000	$1,036,000	-	-	-	**$1,275,000**
Existing Borrowing Funds	$239,000	$1,036,000	-	-	-	**$1,275,000**
Taxation	$2,235,000	$1,456,000	$3,532,000	$925,000	$2,120,000	**$10,268,000**
Special Assessments	$120,000	$120,000	$120,000	$120,000	$120,000	**$600,000**
TIF Increment	$2,115,000	$1,336,000	$3,412,000	$805,000	$2,000,000	**$9,668,000**
	$20,837,321	**$30,454,979**	**$28,185,215**	**$23,782,000**	**$23,698,700**	**$126,958,215**

Streets

2023 Total Funding
$12,284,821

2023 New Borrowing
$8,505,254

2023 City Funded
$12,284,821

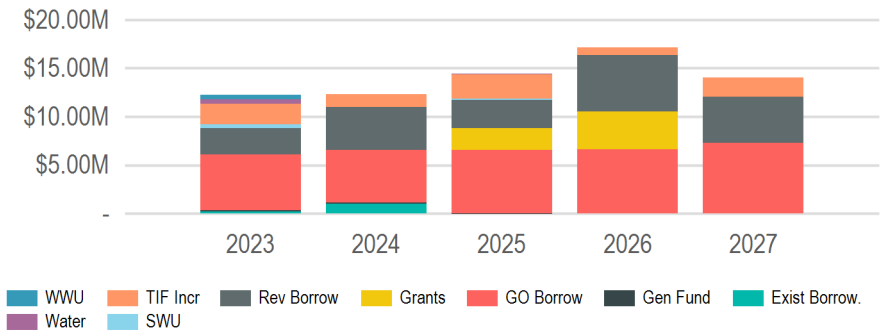

(In Thousands of Dollars)

Funding Sources

Source	2023	2024	2025	2026	2027	Total
Borrowing	$8,505,254	$9,873,900	$9,432,000	$12,415,500	$12,066,200	**$52,292,854**
General Obligation Bonds/Notes	$5,790,954	$5,466,000	$6,514,000	$6,613,000	$7,284,000	**$31,667,954**
Revenue Bonds/Notes	$2,714,300	$4,407,900	$2,918,000	$5,802,500	$4,782,200	**$20,624,900**
Grants & Other Intergovernmental	-	-	$2,300,000	$3,934,000	-	**$6,234,000**
State	-	-	$2,300,000	$3,934,000	-	**$6,234,000**
Operating Funds	$1,425,567	$89,079	$146,215	-	-	**$1,660,861**
Enterprise/Utility Funds	$1,326,000	-	$130,000	-	-	**$1,456,000**
General Fund	$99,567	$89,079	$16,215	-	-	**$204,861**
Other	$239,000	$1,036,000	-	-	-	**$1,275,000**
Existing Borrowing Funds	$239,000	$1,036,000	-	-	-	**$1,275,000**
Taxation	$2,115,000	$1,336,000	$2,552,000	$805,000	$2,000,000	**$8,808,000**
TIF Increment	$2,115,000	$1,336,000	$2,552,000	$805,000	$2,000,000	**$8,808,000**
	$12,284,821	**$12,334,979**	**$14,430,215**	**$17,154,500**	**$14,066,200**	**$70,270,715**

Requests

Funding Source	Past	2023	2024	2025	2026	2027	Total
[418]: **2nd Street South - Cameron Ave. to Market St.**							
Sanitary Sewer Utility; Stormwater Utility; Streets; Water Utility							
Borrowing - Revenue Bonds/Notes: Sanitary Sewer Utility	-	$12,000	-	-	-	-	**$12,000**
Borrowing - Revenue Bonds/Notes: Storm Water Utility	-	$47,500	-	-	-	-	**$47,500**
Borrowing - Revenue Bonds/Notes: Water Utility	-	$386,900	-	-	-	-	**$386,900**
Other - TIF Increment - 11	-	$1,299,000	-	-	-	-	**$1,299,000**
	-	**$1,745,400**	**-**	**-**	**-**	**-**	**$1,745,400**
[839]: **Eastwood Lane and Olson Court Street and Utility Replacement**							
Sanitary Sewer Utility; Stormwater Utility; Streets; Water Utility							
Borrowing - General Obligation Bonds/Notes	-	$334,000	-	-	-	-	**$334,000**
Operating - Sanitary Sewer Utility Funds	-	$475,000	-	-	-	-	**$475,000**
Operating - Storm Water Utility Funds	-	$271,000	-	-	-	-	**$271,000**
Operating - Water Utility Funds	-	$470,000	-	-	-	-	**$470,000**
	-	**$1,550,000**	**-**	**-**	**-**	**-**	**$1,550,000**
[53]: **Cliffwood Lane - 28th St. to Seiler Ln.**							
Engineering; Streets							
Borrowing - General Obligation Bonds/Notes	-	$1,250,000	-	-	-	-	**$1,250,000**
	-	**$1,250,000**	**-**	**-**	**-**	**-**	**$1,250,000**
[761]: **Annual Traffic Signal Replacement Program**							
Engineering							
Borrowing - General Obligation Bonds/Notes	-	$1,000,000	$1,000,000	$1,000,000	$1,100,000	$1,100,000	**$5,200,000**
	-	**$1,000,000**	**$1,000,000**	**$1,000,000**	**$1,100,000**	**$1,100,000**	**$5,200,000**
[417]: **2nd Street South - Jay St. to Cass St.**							
Engineering; Streets							
Other - TIF Increment - 11	-	$816,000	-	-	-	-	**$816,000**
	-	**$816,000**	**-**	**-**	**-**	**-**	**$816,000**

Requests

Funding Source	Past	2023	2024	2025	2026	2027	Total
[820]: **Hass - Losey Blvd to Diagonal Rd**							
Engineering; Sanitary Sewer Utility							
Borrowing - General Obligation Bonds/Notes	-	$578,704	-	-	-	-	**$578,704**
Borrowing - Revenue Bonds/Notes: Sanitary Sewer Utility	-	$109,400	-	-	-	-	**$109,400**
	-	**$688,104**	**-**	**-**	**-**	**-**	**$688,104**
[802]: **Victory Street - 1929 Victory St. to East Ave.**							
Streets							
Borrowing - General Obligation Bonds/Notes	-	$199,727	-	-	-	-	**$199,727**
Borrowing - Revenue Bonds/Notes: Storm Water Utility	-	$400,000	-	-	-	-	**$400,000**
	-	**$599,727**	**-**	**-**	**-**	**-**	**$599,727**
[799]: **Saint Andrew Street - George St. to Charles St.**							
Sanitary Sewer Utility; Streets; Water Utility							
Borrowing - General Obligation Bonds/Notes	-	$121,878	-	-	-	-	**$121,878**
Borrowing - Revenue Bonds/Notes: Sanitary Sewer Utility	-	$209,000	-	-	-	-	**$209,000**
Borrowing - Revenue Bonds/Notes: Water Utility	-	$246,900	-	-	-	-	**$246,900**
	-	**$577,778**	**-**	**-**	**-**	**-**	**$577,778**
[470]: **Green Bay St - from South Ave to 9th St; South Ave Green bay to North end of 2022 WDOT Project**							
Engineering; Sanitary Sewer Utility; Stormwater Utility; Streets; Water Utility							
Borrowing - General Obligation Bonds/Notes	-	$55,000	-	-	-	-	**$55,000**
Borrowing - Revenue Bonds/Notes: Sanitary Sewer Utility	-	$130,000	-	-	-	-	**$130,000**
Borrowing - Revenue Bonds/Notes: Storm Water Utility	-	$170,000	-	-	-	-	**$170,000**
Borrowing - Revenue Bonds/Notes: Water Utility	-	$160,000	-	-	-	-	**$160,000**
	-	**$515,000**	**-**	**-**	**-**	**-**	**$515,000**
[822]: **10th & Market Intersection**							
Engineering; Sanitary Sewer Utility; Stormwater Utility; Water Utility							
Borrowing - General Obligation Bonds/Notes	-	$125,000	-	-	-	-	**$125,000**
Borrowing - Revenue Bonds/Notes: Sanitary Sewer Utility	-	$81,000	-	-	-	-	**$81,000**
Borrowing - Revenue Bonds/Notes: Storm Water Utility	-	$87,000	-	-	-	-	**$87,000**
Borrowing - Revenue Bonds/Notes: Water Utility	-	$60,000	-	-	-	-	**$60,000**
	-	**$353,000**	**-**	**-**	**-**	**-**	**$353,000**
[780]: **Fiesta Court - Losey Blvd. to Dead End North**							
Streets							
Borrowing - General Obligation Bonds/Notes	-	$210,000	-	-	-	-	**$210,000**
Operating - Storm Water Utility Funds	-	$110,000	-	-	-	-	**$110,000**
	-	**$320,000**	**-**	**-**	**-**	**-**	**$320,000**
[182]: **Monitor St - Rose St to Lang Dr**							
Stormwater Utility; Streets; Water Utility							
Borrowing - General Obligation Bonds/Notes	-	$310,000	-	-	$470,000	-	**$780,000**
Borrowing - Revenue Bonds/Notes: Sanitary Sewer Utility	-	-	-	-	$415,000	-	**$415,000**
Borrowing - Revenue Bonds/Notes: Storm Water Utility	-	-	-	-	$494,000	-	**$494,000**
Borrowing - Revenue Bonds/Notes: Water Utility	-	-	-	-	$530,000	-	**$530,000**
Grants - State	-	-	-	-	$1,099,000	-	**$1,099,000**
	-	**$310,000**	**-**	**-**	**$3,008,000**	**-**	**$3,318,000**
[268]: **Citywide Traffic Implementation: Interconnect & Synchronization**							
Engineering							
Borrowing - General Obligation Bonds/Notes	$456,500	$300,000	$400,000	-	-	-	**$1,156,500**
Grants - State	$1,233,000	-	-	-	-	-	**$1,233,000**
	$1,689,500	**$300,000**	**$400,000**	**-**	**-**	**-**	**$2,389,500**
[170]: **21st St S - Market St to Winnebago St**							
Sanitary Sewer Utility; Streets							
Borrowing - General Obligation Bonds/Notes	-	$196,000	-	-	-	-	**$196,000**
Borrowing - Revenue Bonds/Notes: Sanitary Sewer Utility	-	$101,000	-	-	-	-	**$101,000**
	-	**$297,000**	**-**	**-**	**-**	**-**	**$297,000**
[135]: **Saint Cloud St - Rose St to Copeland Ave.**							
Streets; Water Utility							
Borrowing - Revenue Bonds/Notes: Water Utility	-	$89,000	-	-	-	-	**$89,000**
Other - Existing Bond Funds	-	$204,000	-	-	-	-	**$204,000**
	-	**$293,000**	**-**	**-**	**-**	**-**	**$293,000**
[829]: **7th & Adams Streets - Intersection Traffic Calming**							
Engineering							
Borrowing - General Obligation Bonds/Notes	-	$90,000	-	-	-	-	**$90,000**
Borrowing - Revenue Bonds/Notes: Sanitary Sewer Utility	-	$36,000	-	-	-	-	**$36,000**
Borrowing - Revenue Bonds/Notes: Storm Water Utility	-	$96,000	-	-	-	-	**$96,000**
Borrowing - Revenue Bonds/Notes: Water Utility	-	$21,000	-	-	-	-	**$21,000**
	-	**$243,000**	**-**	**-**	**-**	**-**	**$243,000**

Requests

Funding Source	Past	2023	2024	2025	2026	2027	Total
[664]: **Barlow St. - 13th Place to 13th Street**							
Streets							
Borrowing - General Obligation Bonds/Notes	-	$176,000	-	-	-	-	**$176,000**
	-	**$176,000**	**-**	**-**	**-**	**-**	**$176,000**
[821]: **Onalaska Ave - Stoddard to Salem Rd**							
Engineering; Sanitary Sewer Utility; Streets							
Borrowing - Revenue Bonds/Notes: Sanitary Sewer Utility	-	$160,400	-	-	-	-	**$160,400**
Operating - Streets Operating Budget	-	$15,525	-	-	-	-	**$15,525**
	-	**$175,925**	**-**	**-**	**-**	**-**	**$175,925**
[598]: **Green Bay St - 22nd St S to Losey Blvd**							
Engineering; Stormwater Utility; Streets; Water Utility							
Borrowing - General Obligation Bonds/Notes	-	$160,000	$156,000	-	-	-	**$316,000**
Borrowing - Revenue Bonds/Notes: Storm Water Utility	-	-	$620,000	-	-	-	**$620,000**
Borrowing - Revenue Bonds/Notes: Water Utility	-	-	$360,000	-	-	-	**$360,000**
	-	**$160,000**	**$1,136,000**	**-**	**-**	**-**	**$1,296,000**
[763]: **Annual Capital Pavement Maintenance Program**							
Engineering; Streets							
Borrowing - General Obligation Bonds/Notes	-	$150,000	$150,000	$200,000	$200,000	$250,000	**$950,000**
	-	**$150,000**	**$150,000**	**$200,000**	**$200,000**	**$250,000**	**$950,000**
[434]: **Hass Street - 26th St. to 27th St.**							
Streets							
Borrowing - General Obligation Bonds/Notes	-	$149,000	-	-	-	-	**$149,000**
	-	**$149,000**	**-**	**-**	**-**	**-**	**$149,000**
[785]: **21st Street South - Green Bay St. to Travis St.**							
Sanitary Sewer Utility; Streets							
Borrowing - General Obligation Bonds/Notes	-	$26,910	-	-	-	-	**$26,910**
Borrowing - Revenue Bonds/Notes: Sanitary Sewer Utility	-	$111,200	-	-	-	-	**$111,200**
	-	**$138,110**	**-**	**-**	**-**	**-**	**$138,110**
[427]: **13th Place - Horton St. to South Ave.**							
Streets							
Borrowing - General Obligation Bonds/Notes	-	$124,000	-	-	-	-	**$124,000**
	-	**$124,000**	**-**	**-**	**-**	**-**	**$124,000**
[594]: **6th Street South - State Street to Cass Street**							
Engineering; Streets; Water Utility							
Borrowing - General Obligation Bonds/Notes	-	$100,000	-	$1,700,000	-	-	**$1,800,000**
Grants - State	-	-	-	$2,300,000	-	-	**$2,300,000**
Operating - Water Utility Funds	-	-	-	$10,000	-	-	**$10,000**
	-	**$100,000**	**-**	**$4,010,000**	**-**	**-**	**$4,110,000**
[845]: **29th St S, Speed Tables between Cass and Main**							
Engineering							
Other - Existing Bond Funds	-	$35,000	-	-	-	-	**$35,000**
	-	**$35,000**	**-**	**-**	**-**	**-**	**$35,000**
[786]: **31st Place South-Farnam St. to Green Bay St.**							
Streets							
Borrowing - General Obligation Bonds/Notes	-	$33,603	-	-	-	-	**$33,603**
	-	**$33,603**	**-**	**-**	**-**	**-**	**$33,603**
[826]: **19th & Market Streets - RRFB**							
Engineering							
Borrowing - General Obligation Bonds/Notes	-	$33,000	-	-	-	-	**$33,000**
	-	**$33,000**	**-**	**-**	**-**	**-**	**$33,000**
[797]: **Richard Drive - Markle Rd to Robinhood Dr**							
Streets							
Borrowing - General Obligation Bonds/Notes	-	$32,292	-	-	-	-	**$32,292**
	-	**$32,292**	**-**	**-**	**-**	**-**	**$32,292**
[793]: **Mesa Grande Place- Church St. to Dead End East**							
Streets							
Borrowing - General Obligation Bonds/Notes	-	$24,840	-	-	-	-	**$24,840**
	-	**$24,840**	**-**	**-**	**-**	**-**	**$24,840**
[791]: **James Street- 28th St. to Dead End East**							
Streets							
Operating - Streets Operating Budget	-	$19,596	-	-	-	-	**$19,596**
	-	**$19,596**	**-**	**-**	**-**	**-**	**$19,596**

Requests

Funding Source	Past	2023	2024	2025	2026	2027	Total
[792]: **Jane Street - 28th St. to Dead End East**							
Streets							
Operating - Streets Operating Budget	-	$14,973	-	-	-	-	**$14,973**
	-	**$14,973**	**-**	**-**	**-**	**-**	**$14,973**
[787]: **6th Street South- Market St. to Winnebago St.**							
Streets							
Operating - Streets Operating Budget	-	$14,145	-	-	-	-	**$14,145**
	-	**$14,145**	**-**	**-**	**-**	**-**	**$14,145**
[783]: **13th Street South - Bennet Street to Townsend Street**							
Streets							
Operating - Streets Operating Budget	-	$13,524	-	-	-	-	**$13,524**
	-	**$13,524**	**-**	**-**	**-**	**-**	**$13,524**
[828]: **11th & Market Streets - Pedestrian intersection safety improvements**							
Engineering							
Borrowing - General Obligation Bonds/Notes	-	$11,000	-	-	-	-	**$11,000**
	-	**$11,000**	**-**	**-**	**-**	**-**	**$11,000**
[784]: **17th Street South - Weston Street to Horton Street**							
Streets							
Operating - Streets Operating Budget	-	$10,005	-	-	-	-	**$10,005**
	-	**$10,005**	**-**	**-**	**-**	**-**	**$10,005**
[788]: **Bluff Pass - Milson Ct. to HWY 16**							
Streets							
Operating - Streets Operating Budget	-	$6,486	-	-	-	-	**$6,486**
	-	**$6,486**	**-**	**-**	**-**	**-**	**$6,486**
[795]: **Peters Road - City Limits to CTY HWY B**							
Streets							
Operating - Streets Operating Budget	-	$5,313	-	-	-	-	**$5,313**
	-	**$5,313**	**-**	**-**	**-**	**-**	**$5,313**
[171]: **Buchner Pl - Copeland Ave to Dead End West**							
Sanitary Sewer Utility; Stormwater Utility; Streets							
Borrowing - Revenue Bonds/Notes: Sanitary Sewer Utility	-	-	$377,000	-	-	-	**$377,000**
Borrowing - Revenue Bonds/Notes: Storm Water Utility	-	-	$505,000	-	-	-	**$505,000**
Other - TIF Increment - 18	-	-	$923,000	-	-	-	**$923,000**
	-	**-**	**$1,805,000**	**-**	**-**	**-**	**$1,805,000**
[600]: **Green Bay St - Losey Blvd to BNSF RR**							
Engineering; Stormwater Utility; Streets; Water Utility							
Borrowing - General Obligation Bonds/Notes	-	-	$443,000	-	-	-	**$443,000**
Borrowing - Revenue Bonds/Notes: Storm Water Utility	-	-	$890,000	-	-	-	**$890,000**
	-	**-**	**$1,333,000**	**-**	**-**	**-**	**$1,333,000**
[209]: **Onalaska Ave - Moore St to Gohres St**							
Stormwater Utility; Streets							
Borrowing - Revenue Bonds/Notes: Storm Water Utility	-	-	$530,000	-	-	-	**$530,000**
Other - Existing Bond Funds	-	-	$717,000	-	-	-	**$717,000**
	-	**-**	**$1,247,000**	**-**	**-**	**-**	**$1,247,000**
[421]: **Livingston Street - Liberty St. to George St.**							
Sanitary Sewer Utility; Stormwater Utility; Streets							
Borrowing - General Obligation Bonds/Notes	-	-	$609,000	-	-	-	**$609,000**
Borrowing - Revenue Bonds/Notes: Sanitary Sewer Utility	-	-	$96,400	-	-	-	**$96,400**
Borrowing - Revenue Bonds/Notes: Storm Water Utility	-	-	$127,500	-	-	-	**$127,500**
	-	**-**	**$832,900**	**-**	**-**	**-**	**$832,900**
[169]: **21st St N - Campbell Rd to State St**							
Sanitary Sewer Utility; Streets							
Borrowing - General Obligation Bonds/Notes	-	-	$462,000	-	-	-	**$462,000**
Borrowing - Revenue Bonds/Notes: Sanitary Sewer Utility	-	-	$223,000	-	-	-	**$223,000**
Borrowing - Revenue Bonds/Notes: Storm Water Utility	-	-	$139,000	-	-	-	**$139,000**
	-	**-**	**$824,000**	**-**	**-**	**-**	**$824,000**
[49]: **28th Street South - Main St. to Cass St.**							
Streets							
Borrowing - General Obligation Bonds/Notes	-	-	$601,000	-	-	-	**$601,000**
	-	**-**	**$601,000**	**-**	**-**	**-**	**$601,000**
[183]: **Moore St - Prospect St to dead end east**							
Engineering; Stormwater Utility; Streets							
Borrowing - Revenue Bonds/Notes: Storm Water Utility	-	-	$240,000	-	-	-	**$240,000**
Other - Existing Bond Funds	-	-	$319,000	-	-	-	**$319,000**
	-	**-**	**$559,000**	**-**	**-**	**-**	**$559,000**

Requests

Funding Source	Past	2023	2024	2025	2026	2027	Total
[162]: **17th Street South - Chase St. to South Ave.**							
Engineering; Streets							
Borrowing - General Obligation Bonds/Notes	-	-	$540,000	-	-	-	**$540,000**
	-	**-**	**$540,000**	**-**	**-**	**-**	**$540,000**
[134]: **Saint James Street - Copeland Ave. to Caledonia St.**							
Stormwater Utility; Streets; Water Utility							
Borrowing - General Obligation Bonds/Notes	-	-	$406,000	-	-	-	**$406,000**
Borrowing - Revenue Bonds/Notes: Storm Water Utility	-	-	$15,000	-	-	-	**$15,000**
Borrowing - Revenue Bonds/Notes: Water Utility	-	-	$30,000	-	-	-	**$30,000**
	-	**-**	**$451,000**	**-**	**-**	**-**	**$451,000**
[222]: **21st Pl S - Townsend St to Bennett St**							
Engineering; Stormwater Utility; Streets							
Borrowing - General Obligation Bonds/Notes	-	-	$186,000	-	-	-	**$186,000**
Borrowing - Revenue Bonds/Notes: Storm Water Utility	-	-	$255,000	-	-	-	**$255,000**
	-	**-**	**$441,000**	**-**	**-**	**-**	**$441,000**
[666]: **Jansen Place - State Highway 16 to County Highway PH**							
Engineering; Streets							
Borrowing - General Obligation Bonds/Notes	-	-	$363,000	-	-	-	**$363,000**
	-	**-**	**$363,000**	**-**	**-**	**-**	**$363,000**
[425]: **7th Street South - Ferry St. to Market St.**							
Streets							
Other - TIF Increment - 11	-	-	$215,000	-	-	-	**$215,000**
	-	**-**	**$215,000**	**-**	**-**	**-**	**$215,000**
[430]: **28th Street South - Lincoln Ave. to Ward Ave.**							
Streets							
Other - TIF Increment - 15	-	-	$198,000	-	-	-	**$198,000**
	-	**-**	**$198,000**	**-**	**-**	**-**	**$198,000**
[649]: **Bliss Road Slope Stabilization**							
Engineering; Streets							
Borrowing - General Obligation Bonds/Notes	$70,400	-	$150,000	$150,000	$150,000	-	**$520,400**
Other - Existing Bond Funds	$279,600	-	-	-	-	-	**$279,600**
	$350,000	**-**	**$150,000**	**$150,000**	**$150,000**	**-**	**$800,000**
[798]: **Robinsdale Avenue - Mormon Coulee Rd to 28th St.**							
Streets							
Operating - Streets Operating Budget	-	-	$52,371	-	-	-	**$52,371**
	-	**-**	**$52,371**	**-**	**-**	**-**	**$52,371**
[801]: **Sunset Lane - Sunnyslope Rd to Gillette St.**							
Streets							
Operating - Streets Operating Budget	-	-	$36,708	-	-	-	**$36,708**
	-	**-**	**$36,708**	**-**	**-**	**-**	**$36,708**
[436]: **Ferry Street - 11th St. to 15th St.**							
Engineering; Stormwater Utility; Streets							
Borrowing - Revenue Bonds/Notes: Storm Water Utility	-	-	-	$1,000,000	-	-	**$1,000,000**
Other - TIF Increment - 11	-	-	-	$1,000,000	-	-	**$1,000,000**
	-	**-**	**-**	**$2,000,000**	**-**	**-**	**$2,000,000**
[220]: **20th St S - Hyde Ave to Weston St**							
Engineering; Stormwater Utility; Streets							
Borrowing - General Obligation Bonds/Notes	-	-	-	$546,000	-	-	**$546,000**
Borrowing - Revenue Bonds/Notes: Sanitary Sewer Utility	-	-	-	$215,000	-	-	**$215,000**
Borrowing - Revenue Bonds/Notes: Storm Water Utility	-	-	-	$390,000	-	-	**$390,000**
Borrowing - Revenue Bonds/Notes: Water Utility	-	-	-	$210,000	-	-	**$210,000**
	-	**-**	**-**	**$1,361,000**	**-**	**-**	**$1,361,000**
[602]: **Green Bay St - 14th St S to East Ave**							
Engineering; Streets; Water Utility							
Borrowing - General Obligation Bonds/Notes	-	-	-	$920,000	-	-	**$920,000**
Borrowing - Revenue Bonds/Notes: Water Utility	-	-	-	$304,000	-	-	**$304,000**
	-	**-**	**-**	**$1,224,000**	**-**	**-**	**$1,224,000**
[435]: **15th Street - Cass St. to Ferry St.**							
Stormwater Utility; Streets							
Borrowing - General Obligation Bonds/Notes	-	-	-	$670,000	-	-	**$670,000**
Borrowing - Revenue Bonds/Notes: Storm Water Utility	-	-	-	$475,000	-	-	**$475,000**
	-	**-**	**-**	**$1,145,000**	**-**	**-**	**$1,145,000**

Requests

Funding Source	Past	2023	2024	2025	2026	2027	Total
[159]: **16th St N - Vine St to Main St**							
Engineering; Stormwater Utility; Streets							
Borrowing - General Obligation Bonds/Notes	-	-	-	$489,000	-	-	**$489,000**
Borrowing - Revenue Bonds/Notes: Storm Water Utility	-	-	-	$180,000	-	-	**$180,000**
	-	**-**	**-**	**$669,000**	**-**	**-**	**$669,000**
[40]: **7th Street - La Crosse St. to Dead End North**							
Engineering; Stormwater Utility; Streets							
Operating - Storm Water Utility Funds	-	-	-	$120,000	-	-	**$120,000**
Other - TIF Increment - 11	-	-	-	$533,000	-	-	**$533,000**
	-	**-**	**-**	**$653,000**	**-**	**-**	**$653,000**
[47]: **22nd Street South - Hyde Ave. to Weston St.**							
Engineering; Streets							
Borrowing - General Obligation Bonds/Notes	-	-	-	$583,000	-	-	**$583,000**
	-	**-**	**-**	**$583,000**	**-**	**-**	**$583,000**
[179]: **Lincoln Avenue - 29th St. to 32nd St.**							
Streets							
Other - TIF Increment - 15	-	-	-	$562,000	-	-	**$562,000**
	-	**-**	**-**	**$562,000**	**-**	**-**	**$562,000**
[224]: **Johnson Street - 5th Ave. to 7th St.**							
Engineering; Streets							
Other - TIF Increment - 11	-	-	-	$457,000	-	-	**$457,000**
	-	**-**	**-**	**$457,000**	**-**	**-**	**$457,000**
[212]: **State St - 16th St to 17th St**							
Stormwater Utility; Streets							
Borrowing - General Obligation Bonds/Notes	-	-	-	$256,000	-	-	**$256,000**
Borrowing - Revenue Bonds/Notes: Storm Water Utility	-	-	-	$144,000	-	-	**$144,000**
	-	**-**	**-**	**$400,000**	**-**	**-**	**$400,000**
[800]: **Stanley Court - Eastbrook Dr. to Dead End West**							
Streets							
Operating - Streets Operating Budget	-	-	-	$16,215	-	-	**$16,215**
	-	**-**	**-**	**$16,215**	**-**	**-**	**$16,215**
[781]: **Losey Boulevard - Park Dr. to Market St.**							
Engineering; Stormwater Utility; Streets							
Borrowing - General Obligation Bonds/Notes	-	-	-	-	$1,200,000	-	**$1,200,000**
Borrowing - Revenue Bonds/Notes: Storm Water Utility	-	-	-	-	$2,626,000	-	**$2,626,000**
Grants - State	-	-	-	-	$2,835,000	-	**$2,835,000**
	-	**-**	**-**	**-**	**$6,661,000**	**-**	**$6,661,000**
[423]: **Saint Andrew Street - Wood St. to Dead End East**							
Sanitary Sewer Utility; Stormwater Utility; Streets; Water Utility							
Borrowing - General Obligation Bonds/Notes	-	-	-	-	$1,169,000	-	**$1,169,000**
Borrowing - Revenue Bonds/Notes: Sanitary Sewer Utility	-	-	-	-	$210,000	-	**$210,000**
Borrowing - Revenue Bonds/Notes: Storm Water Utility	-	-	-	-	$15,000	-	**$15,000**
Borrowing - Revenue Bonds/Notes: Water Utility	-	-	-	-	$500,000	-	**$500,000**
	-	**-**	**-**	**-**	**$1,894,000**	**-**	**$1,894,000**
[601]: **Green Bay St - South Ave to 14th St S**							
Engineering; Stormwater Utility; Streets							
Borrowing - General Obligation Bonds/Notes	-	-	-	-	$1,230,000	-	**$1,230,000**
Borrowing - Revenue Bonds/Notes: Storm Water Utility	-	-	-	-	$106,000	-	**$106,000**
	-	**-**	**-**	**-**	**$1,336,000**	**-**	**$1,336,000**
[174]: **Charles St - Island St to Hagar St**							
Engineering; Stormwater Utility; Streets							
Borrowing - Revenue Bonds/Notes: Storm Water Utility	-	-	-	-	$436,000	-	**$436,000**
Other - TIF Increment - 16	-	-	-	-	$541,000	-	**$541,000**
	-	**-**	**-**	**-**	**$977,000**	**-**	**$977,000**
[680]: **8th Street South - Johnson Street to Denton Street**							
Engineering; Sanitary Sewer Utility; Streets							
Borrowing - General Obligation Bonds/Notes	-	-	-	-	$500,000	$500,000	**$1,000,000**
Borrowing - Revenue Bonds/Notes: Sanitary Sewer Utility	-	-	-	-	$59,000	$59,000	**$118,000**
Borrowing - Revenue Bonds/Notes: Storm Water Utility	-	-	-	-	$99,000	$99,000	**$198,000**
Borrowing - Revenue Bonds/Notes: Water Utility	-	-	-	-	$155,000	$155,000	**$310,000**
Operating - Sanitary Sewer Utility Funds	$16,000	-	-	-	-	-	**$16,000**
Operating - Streets Operating Budget	$7,410	-	-	-	-	-	**$7,410**
	$23,410	**-**	**-**	**-**	**$813,000**	**$813,000**	**$1,649,410**

Requests

Funding Source	Past	2023	2024	2025	2026	2027	Total
[223]: **East Ave - Weston St to Horton St**							
Engineering; Stormwater Utility; Streets							
Borrowing - General Obligation Bonds/Notes	-	-	-	-	$222,000	-	**$222,000**
Borrowing - Revenue Bonds/Notes: Storm Water Utility	-	-	-	-	$157,500	-	**$157,500**
	-	**-**	**-**	**-**	**$379,500**	**-**	**$379,500**
[429]: **23rd Street South - Hyde Ave. to Barlow St.**							
Streets							
Borrowing - General Obligation Bonds/Notes	-	-	-	-	$372,000	-	**$372,000**
	-	**-**	**-**	**-**	**$372,000**	**-**	**$372,000**
[433]: **Hagar Street - Liberty St. to Avon St.**							
Engineering; Streets							
Other - TIF Increment - 16	-	-	-	-	$264,000	-	**$264,000**
	-	**-**	**-**	**-**	**$264,000**	**-**	**$264,000**
[596]: **Cunningham Street - Larson Street to Dead End East**							
Engineering; Stormwater Utility; Streets							
Borrowing - General Obligation Bonds/Notes	-	-	-	-	-	$750,000	**$750,000**
Borrowing - Revenue Bonds/Notes: Storm Water Utility	-	-	-	-	-	$1,500,000	**$1,500,000**
	-	**-**	**-**	**-**	**-**	**$2,250,000**	**$2,250,000**
[56]: **Front St Regrade and Reconstruction**							
Engineering; Stormwater Utility; Streets							
Other - TIF Increment - 11	$500,000	-	-	-	-	$2,000,000	**$2,500,000**
	$500,000	**-**	**-**	**-**	**-**	**$2,000,000**	**$2,500,000**
[670]: **10th Street North - Pine Street to Main Street**							
Engineering; Stormwater Utility; Streets							
Borrowing - General Obligation Bonds/Notes	-	-	-	-	-	$900,000	**$900,000**
Borrowing - Revenue Bonds/Notes: Storm Water Utility	-	-	-	-	-	$900,000	**$900,000**
	-	**-**	**-**	**-**	**-**	**$1,800,000**	**$1,800,000**
[595]: **16th St S - Johnson St to Farnam St**							
Engineering; Stormwater Utility; Streets							
Borrowing - General Obligation Bonds/Notes	-	-	-	-	-	$600,000	**$600,000**
Borrowing - Revenue Bonds/Notes: Storm Water Utility	-	-	-	-	-	$940,000	**$940,000**
	-	**-**	**-**	**-**	**-**	**$1,540,000**	**$1,540,000**
[160]: **17th Pl S - Main St to Cass St**							
Sanitary Sewer Utility; Streets; Water Utility							
Borrowing - General Obligation Bonds/Notes	-	-	-	-	-	$670,000	**$670,000**
Borrowing - Revenue Bonds/Notes: Sanitary Sewer Utility	-	-	-	-	-	$329,800	**$329,800**
Borrowing - Revenue Bonds/Notes: Water Utility	-	-	-	-	-	$407,400	**$407,400**
	-	**-**	**-**	**-**	**-**	**$1,407,200**	**$1,407,200**
[431]: **31st Street South - State Rd. to East Fairchild St.**							
Engineering; Streets							
Borrowing - General Obligation Bonds/Notes	-	-	-	-	-	$945,000	**$945,000**
	-	**-**	**-**	**-**	**-**	**$945,000**	**$945,000**
[58]: **George Street - Wittenberg Pl. to Onalaska Ave.**							
Sanitary Sewer Utility; Stormwater Utility; Streets; Water Utility							
Borrowing - General Obligation Bonds/Notes	-	-	-	-	-	$345,000	**$345,000**
Borrowing - Revenue Bonds/Notes: Sanitary Sewer Utility	-	-	-	-	-	$120,000	**$120,000**
Borrowing - Revenue Bonds/Notes: Storm Water Utility	-	-	-	-	-	$132,000	**$132,000**
Borrowing - Revenue Bonds/Notes: Water Utility	-	-	-	-	-	$140,000	**$140,000**
	-	**-**	**-**	**-**	**-**	**$737,000**	**$737,000**
[673]: **Hood Street - Joseph Houska Drive to Bridge**							
Engineering; Streets							
Borrowing - General Obligation Bonds/Notes	-	-	-	-	-	$709,000	**$709,000**
	-	**-**	**-**	**-**	**-**	**$709,000**	**$709,000**
[137]: **Vine Street - Front St. to 2nd St.**							
Engineering; Streets							
Borrowing - General Obligation Bonds/Notes	-	-	-	-	-	$275,000	**$275,000**
	-	**-**	**-**	**-**	**-**	**$275,000**	**$275,000**
[672]: **Ray Place - Strong Avenue to Dead End East**							
Engineering; Streets							
Borrowing - General Obligation Bonds/Notes	-	-	-	-	-	$240,000	**$240,000**
	-	**-**	**-**	**-**	**-**	**$240,000**	**$240,000**

Streetscaping & Lighting

2023 Total Funding
$2,115,000

2023 New Borrowing
$1,145,000

2023 City Funded
$1,265,000

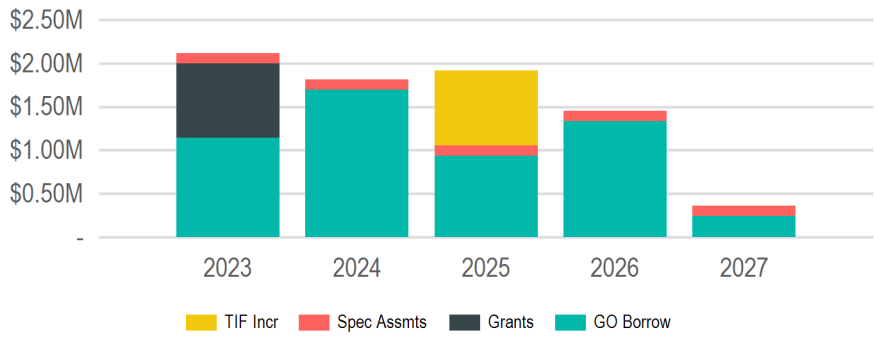

(In Thousands of Dollars)

Funding Sources

Source	2023	2024	2025	2026	2027	Total
Borrowing	$1,145,000	$1,695,000	$935,000	$1,335,000	$245,000	**$5,355,000**
General Obligation Bonds/Notes	$1,145,000	$1,695,000	$935,000	$1,335,000	$245,000	**$5,355,000**
Grants & Other Intergovernmental	$850,000	-	-	-	-	**$850,000**
Federal	$850,000	-	-	-	-	**$850,000**
Taxation	$120,000	$120,000	$980,000	$120,000	$120,000	**$1,460,000**
Special Assessments	$120,000	$120,000	$120,000	$120,000	$120,000	**$600,000**
TIF Increment	-	-	$860,000	-	-	**$860,000**
	$2,115,000	**$1,815,000**	**$1,915,000**	**$1,455,000**	**$365,000**	**$7,665,000**

Requests

Funding Source	Past	2023	2024	2025	2026	2027	Total
[840]: **Downtown Street Tree Project**							
Parks, Recreation and Forestry; Streets							
Grants - Federal	-	$850,000	-	-	-	-	**$850,000**
	-	**$850,000**	**-**	**-**	**-**	**-**	**$850,000**
[756]: **Rose St Streetscape - Hagar St to Windsor St**							
Engineering; Streets							
Borrowing - General Obligation Bonds/Notes	-	$750,000	$750,000	-	-	-	**$1,500,000**
	-	**$750,000**	**$750,000**	**-**	**-**	**-**	**$1,500,000**
[464]: **Sidewalk infill north side of Cass St (2515 Cass to 2823 Cass St)**							
Planning and Development							
Borrowing - General Obligation Bonds/Notes	$61,600	$135,000	-	-	-	-	**$196,600**
	$61,600	**$135,000**	**-**	**-**	**-**	**-**	**$196,600**
[647]: **Sidewalk Snow Removal - City Wide**							
Engineering; Fire							
Other - Special Assessments	$200,000	$120,000	$120,000	$120,000	$120,000	$120,000	**$800,000**
	$200,000	**$120,000**	**$120,000**	**$120,000**	**$120,000**	**$120,000**	**$800,000**
[648]: **Annual Sidewalk & ADA Ramp Replacement Program**							
Engineering							
Borrowing - General Obligation Bonds/Notes	$200,000	$100,000	$100,000	$100,000	$100,000	$100,000	**$700,000**
	$200,000	**$100,000**	**$100,000**	**$100,000**	**$100,000**	**$100,000**	**$700,000**
[762]: **Annual Sidewalk Infill Program**							
Engineering							
Borrowing - General Obligation Bonds/Notes	-	$100,000	$100,000	$115,000	$115,000	$125,000	**$555,000**
	-	**$100,000**	**$100,000**	**$115,000**	**$115,000**	**$125,000**	**$555,000**
[727]: **Boulevard Tree Installation- La Crosse Street from Oakland to Losey Blvd N.**							
Planning and Development							
Borrowing - General Obligation Bonds/Notes	-	$40,000	-	-	-	-	**$40,000**
	-	**$40,000**	**-**	**-**	**-**	**-**	**$40,000**
[626]: **LED Street Light Upgrades**							
Engineering							
Borrowing - General Obligation Bonds/Notes	$40,000	$20,000	$20,000	$20,000	$20,000	$20,000	**$140,000**
	$40,000	**$20,000**	**$20,000**	**$20,000**	**$20,000**	**$20,000**	**$140,000**

Requests

Funding Source	Past	2023	2024	2025	2026	2027	Total
[745]: **Pedestrian Lighting - State St, from 7th St to West Ave**							
Engineering							
Borrowing - General Obligation Bonds/Notes	-	-	$475,000	-	-	-	**$475,000**
	-	**-**	**$475,000**	**-**	**-**	**-**	**$475,000**
[527]: **New and infill sidewalk on Green Bay St from West Ave to 16th St**							
Engineering							
Borrowing - General Obligation Bonds/Notes	-	-	$125,000	-	-	-	**$125,000**
	-	**-**	**$125,000**	**-**	**-**	**-**	**$125,000**
[843]: **County Highway B Retaining Walls**							
Engineering							
Borrowing - General Obligation Bonds/Notes	-	-	$125,000	-	-	-	**$125,000**
	-	**-**	**$125,000**	**-**	**-**	**-**	**$125,000**
[271]: **8th St Pedestrian Lighting, Jackson St. to Cass St.**							
Planning and Development							
Other - TIF Increment - 11	-	-	-	$770,000	-	-	**$770,000**
	-	**-**	**-**	**$770,000**	**-**	**-**	**$770,000**
[827]: **Pedestrian Lighting - Green Bay St, from South Ave to Losey Blvd**							
Engineering							
Borrowing - General Obligation Bonds/Notes	-	-	-	$700,000	$600,000	-	**$1,300,000**
	-	**-**	**-**	**$700,000**	**$600,000**	**-**	**$1,300,000**
[259]: **Pedestrian Lighting, 7th St N - from La Crosse St to North Terminus**							
Engineering							
Other - TIF Increment - 11	-	-	-	$90,000	-	-	**$90,000**
	-	**-**	**-**	**$90,000**	**-**	**-**	**$90,000**
[846]: **Pedestrian Lighting - Clinton St from Avon St to George St**							
Engineering							
Borrowing - General Obligation Bonds/Notes	-	-	-	-	$500,000	-	**$500,000**
	-	**-**	**-**	**-**	**$500,000**	**-**	**$500,000**

Utilities

2023 Total Funding
$1,480,000

2023 New Borrowing
$125,000

2023 City Funded
$1,480,000

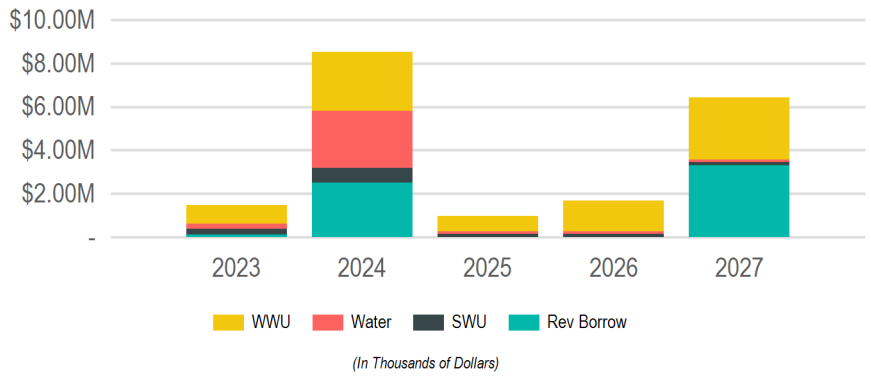

Funding Sources

Source	2023	2024	2025	2026	2027	Total
Borrowing	$125,000	$2,500,000	-	-	$3,300,000	**$5,925,000**
Revenue Bonds/Notes	$125,000	$2,500,000	-	-	$3,300,000	**$5,925,000**
Operating Funds	$1,355,000	$6,025,000	$970,000	$1,690,000	$3,135,000	**$13,175,000**
Enterprise/Utility Funds	$1,355,000	$6,025,000	$970,000	$1,690,000	$3,135,000	**$13,175,000**
	$1,480,000	**$8,525,000**	**$970,000**	**$1,690,000**	**$6,435,000**	**$19,100,000**

Requests

Funding Source	Past	2023	2024	2025	2026	2027	Total
[818]: **Sanitary Sewer Main Replacement at 5200 Mormon Coulee Road**							
Sanitary Sewer Utility							
Operating - Sanitary Sewer Utility Funds	-	$400,000	-	-	-	-	**$400,000**
	-	**$400,000**	**-**	**-**	**-**	**-**	**$400,000**
[405]: **Pammel Creek Sanitary Lift Station Electrical Upgrade**							
Sanitary Sewer Utility							
Operating - Sanitary Sewer Utility Funds	-	$300,000	-	-	-	-	**$300,000**
Operating - WWU Equip. Replacement Funds	$488,500	-	-	-	-	-	**$488,500**
	$488,500	**$300,000**	**-**	**-**	**-**	**-**	**$788,500**
[816]: **Water Main to Loop La Crosse St to 13th**							
Water Utility							
Borrowing - Revenue Bonds/Notes: Water Utility	-	$125,000	-	-	-	-	**$125,000**
	-	**$125,000**	**-**	**-**	**-**	**-**	**$125,000**
[492]: **Well House Furnace Replacements**							
Water Utility							
Operating - Water Utility Funds	$215,000	$120,000	$120,000	$120,000	$120,000	$120,000	**$815,000**
	$215,000	**$120,000**	**$120,000**	**$120,000**	**$120,000**	**$120,000**	**$815,000**
[578]: **Storm Water Utility Casting and Catch Basin Replacement Funds**							
Engineering; Stormwater Utility							
Operating - Storm Water Utility Funds	$200,000	$100,000	$100,000	$100,000	$100,000	$100,000	**$700,000**
	$200,000	**$100,000**	**$100,000**	**$100,000**	**$100,000**	**$100,000**	**$700,000**
[579]: **Sanitary Sewer Utility Casting and Manhole Replacement Funds**							
Sanitary Sewer Utility							
Operating - Sanitary Sewer Utility Funds	$200,000	$100,000	$100,000	$100,000	$100,000	$100,000	**$700,000**
	$200,000	**$100,000**	**$100,000**	**$100,000**	**$100,000**	**$100,000**	**$700,000**
[813]: **Well 19 Motor Replacement**							
Water Utility							
Operating - Water Utility Funds	-	$60,000	-	-	-	-	**$60,000**
	-	**$60,000**	**-**	**-**	**-**	**-**	**$60,000**
[184]: **Street Best Management Practice (BMP)**							
Engineering; Stormwater Utility							
Operating - Storm Water Utility Funds	$200,000	$50,000	$50,000	$50,000	$50,000	$50,000	**$450,000**
	$200,000	**$50,000**	**$50,000**	**$50,000**	**$50,000**	**$50,000**	**$450,000**
[611]: **Rehabilitation of the Green Island Sanitary Lift Station**							
Sanitary Sewer Utility							
Operating - Sanitary Sewer Utility Funds	-	$50,000	$550,000	-	-	-	**$600,000**
	-	**$50,000**	**$550,000**	**-**	**-**	**-**	**$600,000**

Requests

Funding Source	Past	2023	2024	2025	2026	2027	Total
[683]: **Green Meadows Storm Station Controls Upgrade**							
Stormwater Utility							
Operating - Storm Water Utility Funds	-	$50,000	$550,000	-	-	-	**$600,000**
	-	**$50,000**	**$550,000**	**-**	**-**	**-**	**$600,000**
[811]: **Access Control Upgrades at Myrick Pumphouse Shop**							
Water Utility							
Operating - Water Utility Funds	-	$50,000	-	-	-	-	**$50,000**
	-	**$50,000**	**-**	**-**	**-**	**-**	**$50,000**
[817]: **Easter Road Drainage Swale Inlet**							
Stormwater Utility							
Operating - Storm Water Utility Funds	-	$50,000	-	-	-	-	**$50,000**
	-	**$50,000**	**-**	**-**	**-**	**-**	**$50,000**
[806]: **Fiber to Well 19**							
Water Utility							
Operating - Water Utility Funds	-	$25,000	-	-	-	-	**$25,000**
	-	**$25,000**	**-**	**-**	**-**	**-**	**$25,000**
[500]: **Myrick Pump Station Improvements**							
Planning and Development; Water Utility							
Operating - Water Utility Funds	$500,000	-	$2,500,000	-	-	-	**$3,000,000**
	$500,000	**-**	**$2,500,000**	**-**	**-**	**-**	**$3,000,000**
[631]: **Storm Sewer Outfall from Losey Blvd and La Crosse St**							
Stormwater Utility							
Borrowing - Revenue Bonds/Notes: Storm Water Utility	-	-	$2,500,000	-	-	-	**$2,500,000**
	-	**-**	**$2,500,000**	**-**	**-**	**-**	**$2,500,000**
[807]: **Division Street Vault Coating**							
Sanitary Sewer Utility							
Operating - Sanitary Sewer Utility Funds	-	-	$1,500,000	-	-	-	**$1,500,000**
	-	**-**	**$1,500,000**	**-**	**-**	**-**	**$1,500,000**
[227]: **Sanitary Sewer Repair and Rehab Projects**							
Sanitary Sewer Utility							
Operating - Sanitary Sewer Utility Funds	$700,000	-	$500,000	-	$500,000	-	**$1,700,000**
	$700,000	**-**	**$500,000**	**-**	**$500,000**	**-**	**$1,700,000**
[684]: **Bluff Slough Sanitary Station Controls Upgrade**							
Sanitary Sewer Utility							
Operating - Sanitary Sewer Utility Funds	-	-	$55,000	$600,000	-	-	**$655,000**
	-	**-**	**$55,000**	**$600,000**	**-**	**-**	**$655,000**
[689]: **Parkview Sanitary Station Controls Upgrade**							
Sanitary Sewer Utility							
Operating - Sanitary Sewer Utility Funds	-	-	-	-	$710,000	-	**$710,000**
	-	**-**	**-**	**-**	**$710,000**	**-**	**$710,000**
[708]: **Disinfection Building Roof Replacement**							
Sanitary Sewer Utility							
Operating - Sanitary Sewer Utility Funds	-	-	-	-	$110,000	-	**$110,000**
	-	**-**	**-**	**-**	**$110,000**	**-**	**$110,000**
[808]: **Ultra Violet Treatment System Replacement at Wastewater Treatment Plant**							
Sanitary Sewer Utility							
Borrowing - Revenue Bonds/Notes: Sanitary Sewer Utility	-	-	-	-	-	$2,500,000	**$2,500,000**
Operating - Sanitary Sewer Utility Funds	-	-	-	-	-	$2,500,000	**$2,500,000**
	-	**-**	**-**	**-**	**-**	**$5,000,000**	**$5,000,000**
[812]: **Add 3rd Pump to Monitor St. Lift Station**							
Stormwater Utility							
Borrowing - Revenue Bonds/Notes: Storm Water Utility	-	-	-	-	-	$800,000	**$800,000**
	-	**-**	**-**	**-**	**-**	**$800,000**	**$800,000**
[809]: **Replace Cold Storage roof at WWTP**							
Sanitary Sewer Utility							
Operating - Sanitary Sewer Utility Funds	-	-	-	-	-	$200,000	**$200,000**
	-	**-**	**-**	**-**	**-**	**$200,000**	**$200,000**
[690]: **Valleybrook Sanitary Station Rehabilitation**							
Sanitary Sewer Utility							
Operating - Sanitary Sewer Utility Funds	-	-	-	-	-	$65,000	**$65,000**
	-	**-**	**-**	**-**	**-**	**$65,000**	**$65,000**

Airport

2023 Total Funding
$4,932,500

2023 New Borrowing

2023 City Funded
$484,000

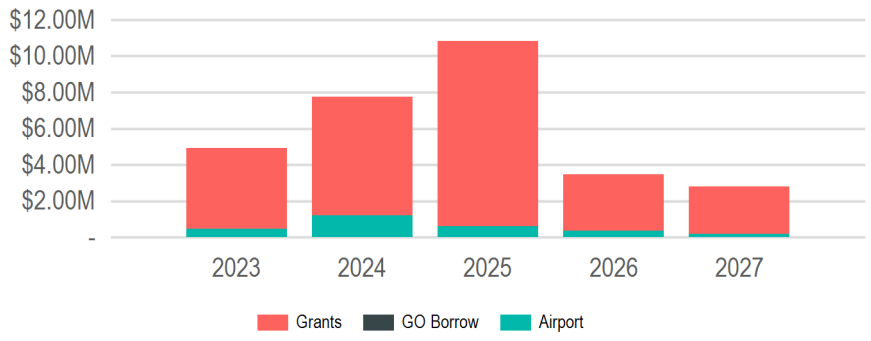

(In Thousands of Dollars)

Funding Sources

Source	2023	2024	2025	2026	2027	Total
Grants & Other Intergovernmental	$4,448,500	$6,555,000	$10,225,750	$3,080,000	$2,612,500	**$26,921,750**
Federal	$3,347,000	$6,210,000	$9,562,500	$2,160,000	$2,475,000	**$23,754,500**
State	$1,101,500	$345,000	$663,250	$920,000	$137,500	**$3,167,250**
Operating Funds	$484,000	$1,200,000	$619,250	$377,500	$195,000	**$2,875,750**
Enterprise/Utility Funds	$484,000	$1,200,000	$619,250	$377,500	$195,000	**$2,875,750**
	$4,932,500	**$7,755,000**	**$10,845,000**	**$3,457,500**	**$2,807,500**	**$29,797,500**

Requests

Funding Source	Past	2023	2024	2025	2026	2027	Total
[84]: **Rehabilitation - Taxiway B**							
Airport							
Grants - Federal	$257,850	$2,987,000	-	-	-	-	**$3,244,850**
Grants - State	$14,322	$121,500	-	-	-	-	**$135,822**
Operating - Passenger Facility Charges	$14,325	$121,500	-	-	-	-	**$135,825**
	$286,497	**$3,230,000**	**-**	**-**	**-**	**-**	**$3,516,497**
[88]: **Reconstruct South Terminal Parking Lot**							
Airport							
Grants - State	-	$960,000	-	-	-	-	**$960,000**
Operating - Airport Operating Funds	-	$240,000	-	-	-	-	**$240,000**
	-	**$1,200,000**	**-**	**-**	**-**	**-**	**$1,200,000**
[617]: **Taxiway A Relocation**							
Airport							
Grants - Federal	-	$360,000	$4,500,000	-	-	-	**$4,860,000**
Grants - State	-	$20,000	$250,000	-	-	-	**$270,000**
Operating - Airport Operating Funds	-	$20,000	$250,000	-	-	-	**$270,000**
	-	**$400,000**	**$5,000,000**	**-**	**-**	**-**	**$5,400,000**
[408]: **Terminal Facility Upgrades and Rehabilitation**							
Airport							
Operating - Airport Operating Funds	$152,500	$52,500	$55,000	$55,000	$57,500	$57,500	**$430,000**
	$152,500	**$52,500**	**$55,000**	**$55,000**	**$57,500**	**$57,500**	**$430,000**
[765]: **Airport Facilities Assessment**							
Airport							
Operating - Airport Operating Funds	-	$50,000	-	-	-	-	**$50,000**
	-	**$50,000**	**-**	**-**	**-**	**-**	**$50,000**
[412]: **Rehabilitate Aircraft Rescue and Fire Fighting (ARFF) Facility**							
Airport							
Grants - Federal	-	-	$1,350,000	-	-	-	**$1,350,000**
Grants - State	-	-	$75,000	-	-	-	**$75,000**
Operating - Passenger Facility Charges	-	-	$75,000	-	-	-	**$75,000**
	-	**-**	**$1,500,000**	**-**	**-**	**-**	**$1,500,000**
[616]: **Terminal Outbound Baggage Expansion**							
Airport							
Operating - Passenger Facility Charges	-	-	$800,000	-	-	-	**$800,000**
	-	**-**	**$800,000**	**-**	**-**	**-**	**$800,000**

Requests

Funding Source	Past	2023	2024	2025	2026	2027	Total
[711]: **South GA Apron Reconstruction**							
Airport							
Grants - Federal	-	-	$360,000	$8,100,000	-	-	**$8,460,000**
Grants - State	-	-	$20,000	$450,000	-	-	**$470,000**
Operating - Airport Operating Funds	-	-	$20,000	$450,000	-	-	**$470,000**
	-	**-**	**$400,000**	**$9,000,000**	**-**	**-**	**$9,400,000**
[615]: **Construct Connector Taxiway**							
Airport							
Grants - Federal	-	-	-	$1,080,000	-	-	**$1,080,000**
Grants - State	-	-	-	$60,000	-	-	**$60,000**
Operating - Passenger Facility Charges	-	-	-	$60,000	-	-	**$60,000**
	-	**-**	**-**	**$1,200,000**	**-**	**-**	**$1,200,000**
[620]: **Taxiway C North Pavement Repairs and Joint Sealing**							
Airport							
Grants - Federal	-	-	-	$382,500	-	-	**$382,500**
Grants - State	-	-	-	$21,250	-	-	**$21,250**
Operating - Passenger Facility Charges	-	-	-	$21,250	-	-	**$21,250**
	-	**-**	**-**	**$425,000**	**-**	**-**	**$425,000**
[767]: **Reconstruct North Terminal Parking Lot**							
Airport							
Grants - State	-	-	-	$80,000	$800,000	-	**$880,000**
Operating - Airport Operating Funds	-	-	-	$20,000	$200,000	-	**$220,000**
	-	**-**	**-**	**$100,000**	**$1,000,000**	**-**	**$1,100,000**
[619]: **Prepare Development Site**							
Airport							
Grants - State	-	-	-	$52,000	-	-	**$52,000**
Operating - Airport Operating Funds	-	-	-	$13,000	-	-	**$13,000**
	-	**-**	**-**	**$65,000**	**-**	**-**	**$65,000**
[621]: **Snow Removal Equipment Building Rehabilitation/Expansion**							
Airport							
Grants - Federal	-	-	-	-	$2,160,000	-	**$2,160,000**
Grants - State	-	-	-	-	$120,000	-	**$120,000**
Operating - Passenger Facility Charges	-	-	-	-	$120,000	-	**$120,000**
	-	**-**	**-**	**-**	**$2,400,000**	**-**	**$2,400,000**
[712]: **Airfield Drainage Improvements, Phase 2**							
Airport							
Grants - Federal	-	-	-	-	-	$1,935,000	**$1,935,000**
Grants - State	-	-	-	-	-	$107,500	**$107,500**
Operating - Airport Operating Funds	-	-	-	-	-	$107,500	**$107,500**
	-	**-**	**-**	**-**	**-**	**$2,150,000**	**$2,150,000**
[769]: **East GA Apron Reconstruction**							
Airport							
Grants - Federal	-	-	-	-	-	$540,000	**$540,000**
Grants - State	-	-	-	-	-	$30,000	**$30,000**
Operating - Airport Operating Funds	-	-	-	-	-	$30,000	**$30,000**
	-	**-**	**-**	**-**	**-**	**$600,000**	**$600,000**

Bridges

2023 Total Funding
$25,000

2023 New Borrowing
$25,000

2023 City Funded
$25,000

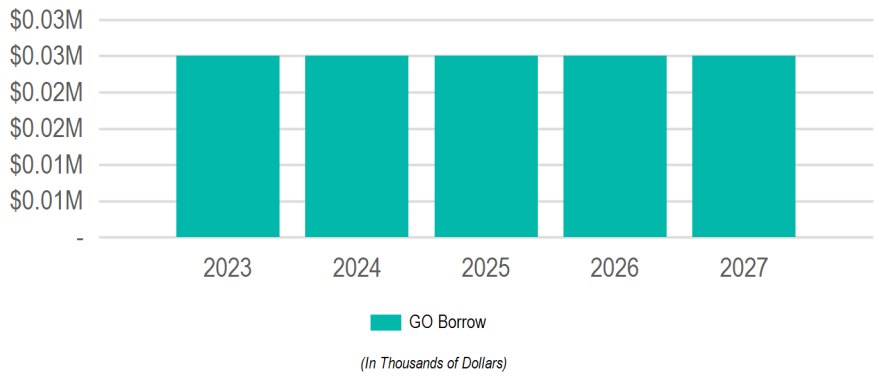

Funding Sources

Source	2023	2024	2025	2026	2027	Total
Borrowing	$25,000	$25,000	$25,000	$25,000	$25,000	**$125,000**
General Obligation Bonds/Notes	$25,000	$25,000	$25,000	$25,000	$25,000	**$125,000**
	$25,000	**$25,000**	**$25,000**	**$25,000**	**$25,000**	**$125,000**

Requests

Funding Source	Past	2023	2024	2025	2026	2027	Total
[528]: **Bridge Maintenance & Inspections**							
Engineering							
Borrowing - General Obligation Bonds/Notes	$500,000	$25,000	$25,000	$25,000	$25,000	$25,000	**$625,000**
	$500,000	**$25,000**	**$25,000**	**$25,000**	**$25,000**	**$25,000**	**$625,000**

New Borrowing Requests

Request		2023	2024	2025	2026	2027	Total
Borrowing - General Obligation Bonds/Notes							
752:	**Fire Station #4**	$4,425,000	-	-	-	-	**$4,425,000**
53:	**Cliffwood Lane - 28th St. to Seiler Ln.**	$1,250,000	-	-	-	-	**$1,250,000**
761:	**Annual Traffic Signal Replacement Program**	$1,000,000	$1,000,000	$1,000,000	$1,100,000	$1,100,000	**$5,200,000**
23:	**Myrick Park Playground**	$750,000	-	-	-	-	**$750,000**
753:	**Police Department Remodel**	$750,000	-	-	-	-	**$750,000**
756:	**Rose St Streetscape - Hagar St to Windsor St**	$750,000	$750,000	-	-	-	**$1,500,000**
416:	**City Hall 5th Floor Remodel**	$700,000	-	-	-	-	**$700,000**
E194:	**Fire Engine**	$700,000	-	-	-	-	**$700,000**
820:	**Hass - Losey Blvd to Diagonal Rd**	$578,704	-	-	-	-	**$578,704**
624:	**Flood Levee Rehabilitation**	$500,000	$1,000,000	$1,200,000	$1,200,000	-	**$3,900,000**
569:	**Traffic Preemption System - Total Replacement of Existing System**	$495,000	-	-	-	-	**$495,000**
E337:	**Hybrid Buses**	$468,000	-	-	-	-	**$468,000**
839:	**Eastwood Lane and Olson Court Street and Utility Replacement**	$334,000	-	-	-	-	**$334,000**
182:	**Monitor St - Rose St to Lang Dr**	$310,000	-	-	$470,000	-	**$780,000**
E92:	**Motor Grader**	$310,000	$280,000	-	-	-	**$590,000**
268:	**Citywide Traffic Implementation: Interconnect & Synchronization**	$300,000	$400,000	-	-	-	**$700,000**
440:	**Carroll Park Improvements**	$300,000	-	-	-	-	**$300,000**
E278:	**Truck Vacuum Street Sweeper**	$297,000	-	-	-	-	**$297,000**
780:	**Fiesta Court - Losey Blvd. to Dead End North**	$210,000	-	-	-	-	**$210,000**
E275:	**P25 Radio System/NICE Logger/SUS/RSUS Service**	$204,997	$208,736	$212,587	$223,216	$234,377	**$1,083,913**
779:	**Emergency Operations Center Relocation**	$200,000	-	-	-	-	**$200,000**
802:	**Victory Street - 1929 Victory St. to East Ave.**	$199,727	-	-	-	-	**$199,727**
170:	**21st St S - Market St to Winnebago St**	$196,000	-	-	-	-	**$196,000**
E233:	**Log Truck**	$180,000	-	-	-	-	**$180,000**
E105:	**Networking/Backbone Upgrades**	$179,000	$484,000	$910,000	$579,000	$404,000	**$2,556,000**
664:	**Barlow St. - 13th Place to 13th Street**	$176,000	-	-	-	-	**$176,000**
E312:	**Drive on Lift**	$165,000	-	-	-	-	**$165,000**
598:	**Green Bay St - 22nd St S to Losey Blvd**	$160,000	$156,000	-	-	-	**$316,000**
277:	**ADA Transition Plan**	$150,000	$150,000	$150,000	-	-	**$450,000**
763:	**Annual Capital Pavement Maintenance Program**	$150,000	$150,000	$200,000	$200,000	$250,000	**$950,000**
804:	**Climate Action Plan Implementation**	$150,000	$150,000	$150,000	$150,000	$150,000	**$750,000**
434:	**Hass Street - 26th St. to 27th St.**	$149,000	-	-	-	-	**$149,000**
464:	**Sidewalk infill north side of Cass St (2515 Cass to 2823 Cass St)**	$135,000	-	-	-	-	**$135,000**
E61:	**City Technology Upgrades**	$130,000	$315,000	$200,000	$132,000	$200,000	**$977,000**
822:	**10th & Market Intersection**	$125,000	-	-	-	-	**$125,000**
427:	**13th Place - Horton St. to South Ave.**	$124,000	-	-	-	-	**$124,000**
799:	**Saint Andrew Street - George St. to Charles St.**	$121,878	-	-	-	-	**$121,878**
168:	**Pammel Creek Repairs**	$100,000	-	-	-	-	**$100,000**
551:	**Marsh Hydrological Study & Implementation**	$100,000	$100,000	$100,000	$100,000	-	**$400,000**
556:	**Crowley Park**	$100,000	-	-	-	-	**$100,000**
561:	**City Hall Plumbing Repairs/Bathroom Remodel**	$100,000	$100,000	$100,000	$100,000	-	**$400,000**
594:	**6th Street South - State Street to Cass Street**	$100,000	-	$1,700,000	-	-	**$1,800,000**
648:	**Annual Sidewalk & ADA Ramp Replacement Program**	$100,000	$100,000	$100,000	$100,000	$100,000	**$500,000**
762:	**Annual Sidewalk Infill Program**	$100,000	$100,000	$115,000	$115,000	$125,000	**$555,000**
770:	**Cameron Park Playground Surfacing**	$100,000	-	-	-	-	**$100,000**
829:	**7th & Adams Streets - Intersection Traffic Calming**	$90,000	-	-	-	-	**$90,000**
841:	**Badger/Hickey Park Shelter**	$85,000	$600,000	-	-	-	**$685,000**
E109:	**Special Operations Teams and Urban Search and Rescue Response Equipment**	$80,000	$80,000	$80,000	$80,000	$80,000	**$400,000**
542:	**City Hall Networking Cable Replacement**	$75,000	$50,000	-	-	-	**$125,000**
565:	**Fiber, Wireless and other Telecommunications Infrastructure**	$70,000	$70,000	$70,000	-	-	**$210,000**
E313:	**Fork Lift**	$58,500	-	-	-	-	**$58,500**
470:	**Green Bay St - from South Ave to 9th St; South Ave Green bay to North end of 2022 WDOT Project**	$55,000	-	-	-	-	**$55,000**
E119:	**Cardiac Monitors and Associated Equipment**	$55,000	-	$65,000	-	-	**$120,000**
771:	**Citywide Tree Planting**	$50,000	$50,000	$50,000	$50,000	$50,000	**$250,000**
825:	**Municipal Services Center - Brine Tank Addition**	$50,000	$800,000	-	-	-	**$850,000**
E311:	**Dual Band Radios**	$47,282	-	-	-	-	**$47,282**
E314:	**Portable Digital Reader Board**	$44,000	-	-	-	-	**$44,000**
727:	**Boulevard Tree Installation- La Crosse Street from Oakland to Losey Blvd N.**	$40,000	-	-	-	-	**$40,000**
E101:	**Domain Awareness, Building Security and Smart City**	$40,000	$40,000	$40,000	$40,000	$40,000	**$200,000**
E196:	**Thermal Imaging Cameras**	$40,000	-	$20,000	-	-	**$60,000**
E320:	**Pool Furnishings (Pool Chairs)**	$40,000	-	-	-	-	**$40,000**
E297:	**Compactor Box**	$36,000	-	$25,000	-	$16,000	**$77,000**
786:	**31st Place South-Farnam St. to Green Bay St.**	$33,603	-	-	-	-	**$33,603**
826:	**19th & Market Streets - RRFB**	$33,000	-	-	-	-	**$33,000**
797:	**Richard Drive - Markle Rd to Robinhood Dr**	$32,292	-	-	-	-	**$32,292**

Request		2023	2024	2025	2026	2027	Total
785:	**21st Street South - Green Bay St. to Travis St.**	$26,910	-	-	-	-	**$26,910**
528:	**Bridge Maintenance & Inspections**	$25,000	$25,000	$25,000	$25,000	$25,000	**$125,000**
793:	**Mesa Grande Place- Church St. to Dead End East**	$24,840	-	-	-	-	**$24,840**
834:	**Bicycle and Pedestrian Master Plan**	$24,000	-	-	-	-	**$24,000**
E96:	**Advanced Life Support/Basic Life Support Emergency Medical Services Equipment**	$22,000	$22,000	$22,000	$22,000	$22,000	**$110,000**
626:	**LED Street Light Upgrades**	$20,000	$20,000	$20,000	$20,000	$20,000	**$100,000**
E51:	**Bullet Resistant Vests**	$20,000	$20,000	$20,000	$20,000	$20,000	**$100,000**
E234:	**Buffalo Turbine Blower**	$16,000	-	-	-	-	**$16,000**
E283:	**Cement Benches in Front of Facility for Public Use**	$14,000	-	-	-	-	**$14,000**
828:	**11th & Market Streets - Pedestrian intersection safety improvements**	$11,000	-	-	-	-	**$11,000**
656:	**Public Market**	-	$1,000,000	$1,500,000	-	-	**$2,500,000**
E263:	**Hazardous Materials Team Response Vehicle**	-	$850,000	-	-	-	**$850,000**
466:	**South Community Library Remodel**	-	$750,000	-	-	-	**$750,000**
643:	**Roof Replacement for South Hall A and Lobby**	-	$700,000	-	-	-	**$700,000**
421:	**Livingston Street - Liberty St. to George St.**	-	$609,000	-	-	-	**$609,000**
49:	**28th Street South - Main St. to Cass St.**	-	$601,000	-	-	-	**$601,000**
162:	**17th Street South - Chase St. to South Ave.**	-	$540,000	-	-	-	**$540,000**
745:	**Pedestrian Lighting - State St, from 7th St to West Ave**	-	$475,000	-	-	-	**$475,000**
169:	**21st St N - Campbell Rd to State St**	-	$462,000	-	-	-	**$462,000**
775:	**Forest Hills Parking Lot**	-	$450,000	-	-	-	**$450,000**
600:	**Green Bay St - Losey Blvd to BNSF RR**	-	$443,000	-	-	-	**$443,000**
134:	**Saint James Street - Copeland Ave. to Caledonia St.**	-	$406,000	-	-	-	**$406,000**
666:	**Jansen Place - State Highway 16 to County Highway PH**	-	$363,000	-	-	-	**$363,000**
772:	**Pettibone Beach House**	-	$250,000	-	-	-	**$250,000**
222:	**21st Pl S - Townsend St to Bennett St**	-	$186,000	-	-	-	**$186,000**
467:	**Main Branch Library Main Hall Remodel**	-	$175,000	-	-	-	**$175,000**
805:	**South Ballroom Carpeting**	-	$175,000	-	-	-	**$175,000**
E87:	**Single Axle Dump Truck w/Plow (Mail Box Cut)**	-	$162,000	-	$166,000	$171,000	**$499,000**
554:	**Northside Community Pool**	-	$150,000	$200,000	-	-	**$350,000**
649:	**Bliss Road Slope Stabilization**	-	$150,000	$150,000	$150,000	-	**$450,000**
766:	**Security Infrastructure Update**	-	$150,000	-	-	-	**$150,000**
E315:	**Brine Making System**	-	$150,000	-	-	-	**$150,000**
527:	**New and infill sidewalk on Green Bay St from West Ave to 16th St**	-	$125,000	-	-	-	**$125,000**
843:	**County Highway B Retaining Walls**	-	$125,000	-	-	-	**$125,000**
E321:	**Wide Area Lawn Mower**	-	$90,000	-	-	-	**$90,000**
E237:	**Wood Chipper**	-	$75,000	-	-	-	**$75,000**
E49:	**Leaf Vacuum Collector**	-	$61,218	$67,000	-	-	**$128,218**
E310:	**Skid Steer loader**	-	$59,000	-	-	-	**$59,000**
E298:	**Furniture, Fixtures and Equipment Replacement**	-	$50,000	$50,000	$50,000	-	**$150,000**
E227:	**Toro Greenmaster**	-	$40,000	-	-	-	**$40,000**
E241:	**Stump Grinder**	-	$40,000	-	-	-	**$40,000**
E193:	**Structural Firefighting Helmets**	-	$38,000	-	-	-	**$38,000**
E239:	**John Deere Turf Gator**	-	$32,000	-	-	-	**$32,000**
E223:	**10' Stainless Steel Spreader w/tanks/controls**	-	$28,000	-	-	-	**$28,000**
E322:	**Athletic Field Roller**	-	$15,000	-	-	-	**$15,000**
602:	**Green Bay St - 14th St S to East Ave**	-	-	$920,000	-	-	**$920,000**
827:	**Pedestrian Lighting - Green Bay St, from South Ave to Losey Blvd**	-	-	$700,000	$600,000	-	**$1,300,000**
435:	**15th Street - Cass St. to Ferry St.**	-	-	$670,000	-	-	**$670,000**
47:	**22nd Street South - Hyde Ave. to Weston St.**	-	-	$583,000	-	-	**$583,000**
220:	**20th St S - Hyde Ave to Weston St**	-	-	$546,000	-	-	**$546,000**
555:	**River Point District Waterway Development Plan**	-	-	$500,000	$500,000	$500,000	**$1,500,000**
159:	**16th St N - Vine St to Main St**	-	-	$489,000	-	-	**$489,000**
562:	**City Hall Air Handler Replacement**	-	-	$450,000	$450,000	-	**$900,000**
688:	**Wagon Wheel Connector Trail**	-	-	$391,728	$391,728	-	**$783,456**
548:	**Copeland Park Shelters and Site Improvements**	-	-	$300,000	$300,000	$300,000	**$900,000**
550:	**Forest Hills Irrigation System**	-	-	$300,000	$300,000	$300,000	**$900,000**
E316:	**Loader**	-	-	$285,000	-	-	**$285,000**
212:	**State St - 16th St to 17th St**	-	-	$256,000	-	-	**$256,000**
749:	**Copeland Park Transient Dock and Marina**	-	-	$250,000	-	-	**$250,000**
E86:	**Tandem Axle Dump Truck w/belly plow**	-	-	$218,000	-	$223,000	**$441,000**
E91:	**Quad Axle Dump Truck**	-	-	$210,000	-	-	**$210,000**
441:	**Trails / Bluffland**	-	-	$200,000	$200,000	$200,000	**$600,000**
553:	**Erickson Pool**	-	-	$200,000	-	-	**$200,000**
560:	**Hass Park**	-	-	$200,000	-	-	**$200,000**
563:	**City Hall Windows, Air Seal Replacements**	-	-	$200,000	$200,000	$200,000	**$600,000**
E266:	**Aerial Lift Truck**	-	-	$195,000	-	-	**$195,000**
716:	**Coulee Park**	-	-	$100,000	-	-	**$100,000**
700:	**Chad Erickson Lagoon Trail Stabilization**	-	-	$75,000	-	-	**$75,000**
698:	**City Wide Fence Replacement**	-	-	$50,000	$50,000	$50,000	**$150,000**

Request		2023	2024	2025	2026	2027	Total
701:	**South Side Neighborhood Center Roof**	-	-	$50,000	-	-	**$50,000**
803:	**Interior Networking Cable Plant Replacement**	-	-	$50,000	$50,000	$50,000	**$150,000**
642:	**Sound System for South Hall B, Ballroom, Foyer and Boardrooms**	-	-	$45,000	-	-	**$45,000**
725:	**Utility line to La Crosse Municipal Harbor**	-	-	$40,000	-	-	**$40,000**
735:	**Lost La Crosse- Historic Signage Project**	-	-	$30,000	-	-	**$30,000**
E323:	**Aluminum Flagpole**	-	-	$30,000	-	-	**$30,000**
601:	**Green Bay St - South Ave to 14th St S**	-	-	-	$1,230,000	-	**$1,230,000**
781:	**Losey Boulevard - Park Dr. to Market St.**	-	-	-	$1,200,000	-	**$1,200,000**
423:	**Saint Andrew Street - Wood St. to Dead End East**	-	-	-	$1,169,000	-	**$1,169,000**
680:	**8th Street South - Johnson Street to Denton Street**	-	-	-	$500,000	$500,000	**$1,000,000**
846:	**Pedestrian Lighting - Clinton St from Avon St to George St**	-	-	-	$500,000	-	**$500,000**
429:	**23rd Street South - Hyde Ave. to Barlow St.**	-	-	-	$372,000	-	**$372,000**
540:	**Restroom remodeling in South Facility**	-	-	-	$360,000	-	**$360,000**
439:	**Copeland Park Walk of Fame/Sidewalks**	-	-	-	$350,000	-	**$350,000**
544:	**Forest Hills Tennis Courts**	-	-	-	$300,000	-	**$300,000**
777:	**Green Island Ice Arena Roof**	-	-	-	$300,000	-	**$300,000**
E83:	**Pelican Street Sweeper**	-	-	-	$291,000	-	**$291,000**
706:	**Municipal Harbor Transient Dock**	-	-	-	$250,000	-	**$250,000**
223:	**East Ave - Weston St to Horton St**	-	-	-	$222,000	-	**$222,000**
776:	**Municipal Boat Harbor Gazebo**	-	-	-	$150,000	-	**$150,000**
564:	**City Hall Parking Lot**	-	-	-	$125,000	-	**$125,000**
E325:	**Front End Loader**	-	-	-	$120,000	-	**$120,000**
709:	**Outside Doors in South Hall and Production**	-	-	-	$110,000	-	**$110,000**
559:	**Glendale Park**	-	-	-	$100,000	-	**$100,000**
543:	**North Community Library Boiler Replacement**	-	-	-	$75,000	-	**$75,000**
E317:	**Tar Kettle**	-	-	-	$74,000	-	**$74,000**
702:	**Green Island Tennis Facility**	-	-	-	$70,000	-	**$70,000**
E318:	**Column Lift**	-	-	-	$70,000	-	**$70,000**
E326:	**Lawn Mower**	-	-	-	$60,000	-	**$60,000**
663:	**City Hall Stairwell Refurbishments**	-	-	-	$50,000	-	**$50,000**
E279:	**Toro Workman Dedicated Sprayer**	-	-	-	$34,000	-	**$34,000**
E277:	**Sport Bleachers**	-	-	-	$25,000	-	**$25,000**
431:	**31st Street South - State Rd. to East Fairchild St.**	-	-	-	-	$945,000	**$945,000**
670:	**10th Street North - Pine Street to Main Street**	-	-	-	-	$900,000	**$900,000**
567:	**Municipal Boat Harbor Parking Facility**	-	-	-	-	$750,000	**$750,000**
596:	**Cunningham Street - Larson Street to Dead End East**	-	-	-	-	$750,000	**$750,000**
673:	**Hood Street - Joseph Houska Drive to Bridge**	-	-	-	-	$709,000	**$709,000**
160:	**17th Pl S - Main St to Cass St**	-	-	-	-	$670,000	**$670,000**
547:	**West Copeland Parking Lot**	-	-	-	-	$600,000	**$600,000**
595:	**16th St S - Johnson St to Farnam St**	-	-	-	-	$600,000	**$600,000**
546:	**East Copeland Parking Lot**	-	-	-	-	$400,000	**$400,000**
58:	**George Street - Wittenberg Pl. to Onalaska Ave.**	-	-	-	-	$345,000	**$345,000**
137:	**Vine Street - Front St. to 2nd St.**	-	-	-	-	$275,000	**$275,000**
672:	**Ray Place - Strong Avenue to Dead End East**	-	-	-	-	$240,000	**$240,000**
558:	**Seminary Park**	-	-	-	-	$150,000	**$150,000**
E319:	**Pavement Roller**	-	-	-	-	$150,000	**$150,000**
E328:	**Zamboni**	-	-	-	-	$150,000	**$150,000**
557:	**Merry Meadows Park**	-	-	-	-	$100,000	**$100,000**
768:	**Riverside Park Pergola**	-	-	-	-	$100,000	**$100,000**
778:	**Civic Center Park**	-	-	-	-	$100,000	**$100,000**
E329:	**Skid Steer**	-	-	-	-	$70,000	**$70,000**
714:	**Lueth Park**	-	-	-	-	$50,000	**$50,000**
E97:	**Training Site - Equipment Improvements and Live Burn Engineering Requirements**	-	-	-	-	$50,000	**$50,000**
774:	**Riverside International Friendship Gardens**	-	-	-	-	$25,000	**$25,000**
		$19,381,733	**$17,195,954**	**$17,075,315**	**$16,240,944**	**$13,459,377**	**$83,353,323**

Borrowing - Revenue Bonds/Notes: Sanitary Sewer Utility

799:	**Saint Andrew Street - George St. to Charles St.**	$209,000	-	-	-	-	**$209,000**
821:	**Onalaska Ave - Stoddard to Salem Rd**	$160,400	-	-	-	-	**$160,400**
470:	**Green Bay St - from South Ave to 9th St; South Ave Green bay to North end of 2022 WDOT Project**	$130,000	-	-	-	-	**$130,000**
785:	**21st Street South - Green Bay St. to Travis St.**	$111,200	-	-	-	-	**$111,200**
820:	**Hass - Losey Blvd to Diagonal Rd**	$109,400	-	-	-	-	**$109,400**
170:	**21st St S - Market St to Winnebago St**	$101,000	-	-	-	-	**$101,000**
822:	**10th & Market Intersection**	$81,000	-	-	-	-	**$81,000**
829:	**7th & Adams Streets - Intersection Traffic Calming**	$36,000	-	-	-	-	**$36,000**
418:	**2nd Street South - Cameron Ave. to Market St.**	$12,000	-	-	-	-	**$12,000**
171:	**Buchner Pl - Copeland Ave to Dead End West**	-	$377,000	-	-	-	**$377,000**
169:	**21st St N - Campbell Rd to State St**	-	$223,000	-	-	-	**$223,000**

Request	2023	2024	2025	2026	2027	Total
421: **Livingston Street - Liberty St. to George St.**	-	$96,400	-	-	-	**$96,400**
220: **20th St S - Hyde Ave to Weston St**	-	-	$215,000	-	-	**$215,000**
182: **Monitor St - Rose St to Lang Dr**	-	-	-	$415,000	-	**$415,000**
423: **Saint Andrew Street - Wood St. to Dead End East**	-	-	-	$210,000	-	**$210,000**
680: **8th Street South - Johnson Street to Denton Street**	-	-	-	$59,000	$59,000	**$118,000**
808: **Ultra Violet Treatment System Replacement at Wastewater Treatment Plant**	-	-	-	-	$2,500,000	**$2,500,000**
160: **17th Pl S - Main St to Cass St**	-	-	-	-	$329,800	**$329,800**
58: **George Street - Wittenberg Pl. to Onalaska Ave.**	-	-	-	-	$120,000	**$120,000**
	$950,000	**$696,400**	**$215,000**	**$684,000**	**$3,008,800**	**$5,554,200**

Borrowing - Revenue Bonds/Notes: Storm Water Utility

802: **Victory Street - 1929 Victory St. to East Ave.**	$400,000	-	-	-	-	**$400,000**
470: **Green Bay St - from South Ave to 9th St; South Ave Green bay to North end of 2022 WDOT Project**	$170,000	-	-	-	-	**$170,000**
829: **7th & Adams Streets - Intersection Traffic Calming**	$96,000	-	-	-	-	**$96,000**
822: **10th & Market Intersection**	$87,000	-	-	-	-	**$87,000**
418: **2nd Street South - Cameron Ave. to Market St.**	$47,500	-	-	-	-	**$47,500**
631: **Storm Sewer Outfall from Losey Blvd and La Crosse St**	-	$2,500,000	-	-	-	**$2,500,000**
600: **Green Bay St - Losey Blvd to BNSF RR**	-	$890,000	-	-	-	**$890,000**
598: **Green Bay St - 22nd St S to Losey Blvd**	-	$620,000	-	-	-	**$620,000**
209: **Onalaska Ave - Moore St to Gohres St**	-	$530,000	-	-	-	**$530,000**
171: **Buchner Pl - Copeland Ave to Dead End West**	-	$505,000	-	-	-	**$505,000**
222: **21st Pl S - Townsend St to Bennett St**	-	$255,000	-	-	-	**$255,000**
183: **Moore St - Prospect St to dead end east**	-	$240,000	-	-	-	**$240,000**
169: **21st St N - Campbell Rd to State St**	-	$139,000	-	-	-	**$139,000**
421: **Livingston Street - Liberty St. to George St.**	-	$127,500	-	-	-	**$127,500**
134: **Saint James Street - Copeland Ave. to Caledonia St.**	-	$15,000	-	-	-	**$15,000**
436: **Ferry Street - 11th St. to 15th St.**	-	-	$1,000,000	-	-	**$1,000,000**
435: **15th Street - Cass St. to Ferry St.**	-	-	$475,000	-	-	**$475,000**
220: **20th St S - Hyde Ave to Weston St**	-	-	$390,000	-	-	**$390,000**
159: **16th St N - Vine St to Main St**	-	-	$180,000	-	-	**$180,000**
212: **State St - 16th St to 17th St**	-	-	$144,000	-	-	**$144,000**
781: **Losey Boulevard - Park Dr. to Market St.**	-	-	-	$2,626,000	-	**$2,626,000**
182: **Monitor St - Rose St to Lang Dr**	-	-	-	$494,000	-	**$494,000**
174: **Charles St - Island St to Hagar St**	-	-	-	$436,000	-	**$436,000**
223: **East Ave - Weston St to Horton St**	-	-	-	$157,500	-	**$157,500**
601: **Green Bay St - South Ave to 14th St S**	-	-	-	$106,000	-	**$106,000**
680: **8th Street South - Johnson Street to Denton Street**	-	-	-	$99,000	$99,000	**$198,000**
423: **Saint Andrew Street - Wood St. to Dead End East**	-	-	-	$15,000	-	**$15,000**
596: **Cunningham Street - Larson Street to Dead End East**	-	-	-	-	$1,500,000	**$1,500,000**
595: **16th St S - Johnson St to Farnam St**	-	-	-	-	$940,000	**$940,000**
670: **10th Street North - Pine Street to Main Street**	-	-	-	-	$900,000	**$900,000**
812: **Add 3rd Pump to Monitor St. Lift Station**	-	-	-	-	$800,000	**$800,000**
58: **George Street - Wittenberg Pl. to Onalaska Ave.**	-	-	-	-	$132,000	**$132,000**
	$800,500	**$5,821,500**	**$2,189,000**	**$3,933,500**	**$4,371,000**	**$17,115,500**

Borrowing - Revenue Bonds/Notes: Water Utility

418: **2nd Street South - Cameron Ave. to Market St.**	$386,900	-	-	-	-	**$386,900**
799: **Saint Andrew Street - George St. to Charles St.**	$246,900	-	-	-	-	**$246,900**
470: **Green Bay St - from South Ave to 9th St; South Ave Green bay to North end of 2022 WDOT Project**	$160,000	-	-	-	-	**$160,000**
816: **Water Main to Loop La Crosse St to 13th**	$125,000	-	-	-	-	**$125,000**
135: **Saint Cloud St - Rose St to Copeland Ave.**	$89,000	-	-	-	-	**$89,000**
822: **10th & Market Intersection**	$60,000	-	-	-	-	**$60,000**
829: **7th & Adams Streets - Intersection Traffic Calming**	$21,000	-	-	-	-	**$21,000**
598: **Green Bay St - 22nd St S to Losey Blvd**	-	$360,000	-	-	-	**$360,000**
134: **Saint James Street - Copeland Ave. to Caledonia St.**	-	$30,000	-	-	-	**$30,000**
602: **Green Bay St - 14th St S to East Ave**	-	-	$304,000	-	-	**$304,000**
220: **20th St S - Hyde Ave to Weston St**	-	-	$210,000	-	-	**$210,000**
182: **Monitor St - Rose St to Lang Dr**	-	-	-	$530,000	-	**$530,000**
423: **Saint Andrew Street - Wood St. to Dead End East**	-	-	-	$500,000	-	**$500,000**
680: **8th Street South - Johnson Street to Denton Street**	-	-	-	$155,000	$155,000	**$310,000**
160: **17th Pl S - Main St to Cass St**	-	-	-	-	$407,400	**$407,400**
58: **George Street - Wittenberg Pl. to Onalaska Ave.**	-	-	-	-	$140,000	**$140,000**
	$1,088,800	**$390,000**	**$514,000**	**$1,185,000**	**$702,400**	**$3,880,200**

TIF Funded Project Requests

Request	2023	2024	2025	2026	2027	Total
Figures only include TIF portion of project funding does not include total project cost.						
Other - TIF Increment - 10						
764: **Pettibone Park Waterline Extension**	-	-	$350,000	-	-	**$350,000**
773: **Pettibone Parking Lot**	-	-	-	$200,000	-	**$200,000**
	-	**-**	**$350,000**	**$200,000**	**-**	**$550,000**
Other - TIF Increment - 11						
418: **2nd Street South - Cameron Ave. to Market St.**	$1,299,000	-	-	-	-	**$1,299,000**
417: **2nd Street South - Jay St. to Cass St.**	$816,000	-	-	-	-	**$816,000**
447: **Downtown Facade Renovation Program**	$100,000	$100,000	$100,000	$100,000	-	**$400,000**
425: **7th Street South - Ferry St. to Market St.**	-	$215,000	-	-	-	**$215,000**
436: **Ferry Street - 11th St. to 15th St.**	-	-	$1,000,000	-	-	**$1,000,000**
271: **8th St Pedestrian Lighting, Jackson St. to Cass St.**	-	-	$770,000	-	-	**$770,000**
40: **7th Street - La Crosse St. to Dead End North**	-	-	$533,000	-	-	**$533,000**
224: **Johnson Street - 5th Ave. to 7th St.**	-	-	$457,000	-	-	**$457,000**
259: **Pedestrian Lighting, 7th St N - from La Crosse St to North Terminus**	-	-	$90,000	-	-	**$90,000**
703: **Houska Park Pedestrian Bridge Replacement**	-	-	-	$250,000	-	**$250,000**
56: **Front St Regrade and Reconstruction**	-	-	-	-	$2,000,000	**$2,000,000**
	$2,215,000	**$315,000**	**$2,950,000**	**$350,000**	**$2,000,000**	**$7,830,000**
Other - TIF Increment - 15						
622: **Replacement Housing**	$150,000	-	-	-	-	**$150,000**
430: **28th Street South - Lincoln Ave. to Ward Ave.**	-	$198,000	-	-	-	**$198,000**
179: **Lincoln Avenue - 29th St. to 32nd St.**	-	-	$562,000	-	-	**$562,000**
	$150,000	**$198,000**	**$562,000**	**-**	**-**	**$910,000**
Other - TIF Increment - 16						
682: **Red Cloud Park Trail**	-	-	$50,000	-	-	**$50,000**
174: **Charles St - Island St to Hagar St**	-	-	-	$541,000	-	**$541,000**
433: **Hagar Street - Liberty St. to Avon St.**	-	-	-	$264,000	-	**$264,000**
	-	**-**	**$50,000**	**$805,000**	**-**	**$855,000**
Other - TIF Increment - 18						
171: **Buchner Pl - Copeland Ave to Dead End West**	-	$923,000	-	-	-	**$923,000**
	-	**$923,000**	**-**	**-**	**-**	**$923,000**

Unfunded Requests

Request	Past Funded Amount	Unfunded Amount	Total Amount
Parks, Recreation & Forestry			
545: **Erickson Parking Lot**	-	$300,000	**$300,000**
	-	$300,000	**$300,000**
Planning & Community Development - Housing			
659: **Code Compliance Loan Program**	-	$65,000	**$65,000**
	-	$65,000	**$65,000**
Transportation & Utilities - Streets			
46: **20th Street South - Park Ave. to Denton St.**	-	$138,000	**$138,000**
57: **Garner Place - Zion Rd to Dead End South**	-	$339,000	**$339,000**
64: **Lauderdale Place - George St. to Lauderdale Ct.**	-	$1,264,000	**$1,264,000**
138: **Zion Road - Garner Pl. to Dead End North**	-	$288,000	**$288,000**
181: **Milwaukee St- Buchner Pl to Causeway Blvd**	-	$725,000	**$725,000**
213: **Birch Street - 29th St. to Dead End East**	-	$423,000	**$423,000**
228: **Travis Street - East Ave. to 20th St. S**	-	$585,000	**$585,000**
229: **Weston Street - East Ave. to 21st Pl. S**	-	$1,553,000	**$1,553,000**
230: **7th St S - Wollan Pl to Cook St**	-	$440,000	**$440,000**
232: **20th Street South - Mormon Coulee Rd. to Dead End South**	-	$129,000	**$129,000**
233: **Cook Street - 7th St. S to Steele St.**	-	$515,500	**$515,500**
234: **Sims Place - Western Terminus to South Ave**	-	$1,800,000	**$1,800,000**
424: **Sunset Drive - Green Bay St. to State Rd.**	-	$741,800	**$741,800**
428: **21st Street South - Jackson St. to Johnson St.**	-	$216,000	**$216,000**
432: **Elm Drive - Easter Rd. to Valleyview Pl.**	-	$1,439,000	**$1,439,000**
593: **Redfield Street - 21st Street South to Losey Boulevard**	-	$1,105,200	**$1,105,200**
597: **Farnam St - 16th St S to 20th St S**	-	$1,900,000	**$1,900,000**
667: **Redfield Street - 16th Street to East Avenue**	-	$375,000	**$375,000**
671: **Liberty Street - Sill Street to Clinton Street**	-	$741,000	**$741,000**
789: **Cook Street- Steele St. to Miller St.**	-	$22,770	**$22,770**
819: **13th Pl - Barlow to Weston**	-	$249,544	**$249,544**
823: **13th Place - Travis to Barlow**	-	$219,000	**$219,000**
	-	$15,208,814	**$15,208,814**
Transportation & Utilities - Streetscaping & Lighting			
625: **Hwy 53 Corridor Streetscaping Decorative Medallions**	-	$60,000	**$60,000**
744: **Pedestrian Lighting - Main St, from 7th St to West Ave**	-	$475,000	**$475,000**
824: **Airport Road - Streetlighting, terminal to Lakeshore Dr**	-	$275,000	**$275,000**
830: **New Infill Sidewalk - Miller St, from Cook St to Niebalski Bridge**	-	$700,000	**$700,000**
831: **Pedestrian Lighting - Main St, 7th St to 28th St**	-	$1,600,000	**$1,600,000**
832: **Pedestrian Lighting - 8th & 9th Streets, from Cameron Ave to Market St**	-	$800,000	**$800,000**
	-	$3,910,000	**$3,910,000**
Transportation & Utilities - Bridges			
835: **28th Street Pedestrian Bridge**	-	$275,000	**$275,000**
	-	$275,000	**$275,000**
	-	$19,758,814	**$19,758,814**