

**CITY OF LA CROSSE, WISCONSIN
CITY PLAN COMMISSION
REPORT
March 3, 2014**

➤ **AGENDA ITEM – PC2014-03-03-15**

Review Sign Plans for ABC Supply located at 2325 Enterprise Avenue

➤ **ROUTING:** CPC only

➤ **BACKGROUND INFORMATION:**

ABC Supply is moving into 2325 Enterprise Avenue, which is depicted on attached **MAP PC2014-03-03-15**, and is looking to install new two (2) new wall signs as well as an incidental sign. The Interstate Industrial Park covenants do not include signage specifications, so the applicant only needs to comply with the sign code which is Section 20.25 of the municipal Code. Plans of the proposed signs are attached.

➤ **GENERAL LOCATION:**

In the Interstate Industrial Park.

➤ **RECOMMENDATION OF OTHER BOARDS AND COMMISSIONS:**

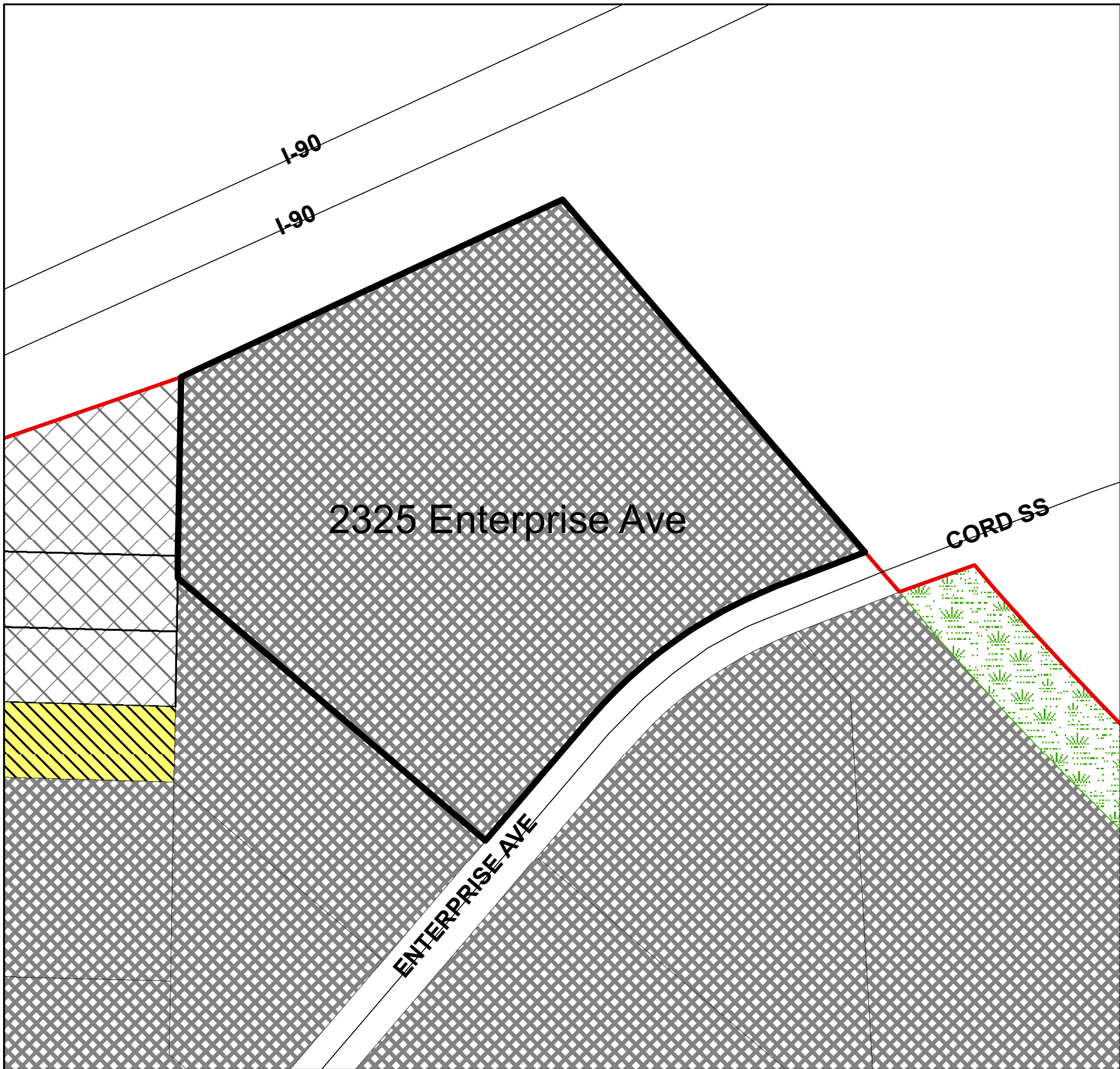
N/A

➤ **CONSISTENCY WITH ADOPTED COMPREHENSIVE PLAN:**
























N/A

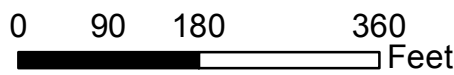
➤ **PLANNING RECOMMENDATION:**

The sign plans comply with Section 20.25 of the Municipal Code, therefore this item is recommended for approval.



BASIC ZONING DISTRICTS
























-  R1 - SINGLE FAMILY
-  R2 - RESIDENCE
-  WR - WASHBURN RES
-  R3 - SPECIAL RESIDENCE
-  R4 - LOW DENSITY MULTI
-  R5 - MULTIPLE DWELLING
-  R6 - SPECIAL MULTIPLE
-  PD- PLANNED DEVELOP
-  TND - TRAD NEIGH DEV.
-  C1 - LOCAL BUSINESS
-  C2 - COMMERCIAL
-  C3 - COMMUNITY BUSINESS
-  M1 - LIGHT INDUSTRIAL
-  M2 - HEAVY INDUSTRIAL
-  PS - PUBLIC & SEMI-PUBLIC
-  PL - PARKING LOT
-  UT - PUBLIC UTILITY
-  CON - CONSERVANCY
-  FW - FLOODWAY
-  A1 - AGRICULTURAL
-  EA - EXCLUSIVE AG
-  City Limits
-  SUBJECT PROPERTY

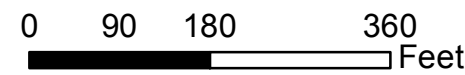


PC2014-03-03-15



BASIC ZONING DISTRICTS

-  R1 - SINGLE FAMILY
-  R2 - RESIDENCE
-  WR - WASHBURN RES
-  R3 - SPECIAL RESIDENCE
-  R4 - LOW DENSITY MULTI
-  R5 - MULTIPLE DWELLING
-  R6 - SPECIAL MULTIPLE
-  PD- PLANNED DEVELOP
-  TND - TRAD NEIGH DEV.
-  C1 - LOCAL BUSINESS
-  C2 - COMMERCIAL
-  C3 - COMMUNITY BUSINESS
-  M1 - LIGHT INDUSTRIAL
-  M2 - HEAVY INDUSTRIAL
-  PS - PUBLIC & SEMI-PUBLIC
-  PL - PARKING LOT
-  UT - PUBLIC UTILITY
-  CON - CONSERVANCY
-  FW - FLOODWAY
-  A1 - AGRICULTURAL
-  EA - EXCLUSIVE AG
-  City Limits
-  SUBJECT PROPERTY



PC2014-03-03-15