

# LA CROSSE WISCONSIN



# 2024-2028 Capital Projects Budget

City Planning Commission Draft 7/3/23

# Table of Contents

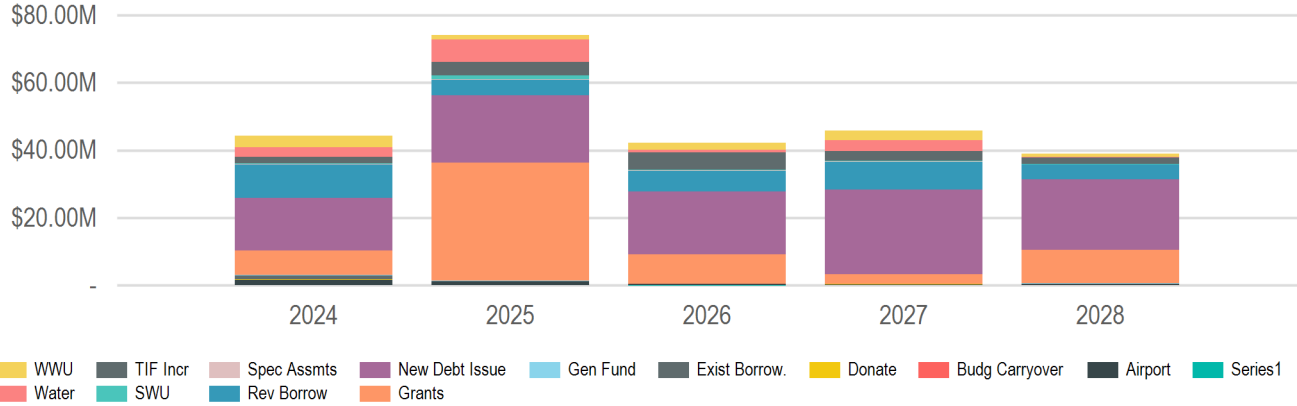
<b>Summary</b>	<b>1</b>
<b>Funding Source</b>	<b>1</b>
<b>Expenditure Category</b>	<b>2</b>
<b>Buildings &amp; Grounds</b>	<b>4</b>
<b>City Hall</b>	<b>5</b>
<b>La Crosse Center</b>	<b>6</b>
<b>Library</b>	<b>7</b>
<b>Municipal Service Center</b>	<b>8</b>
<b>Others</b>	<b>9</b>
<b>Flood Control, Harbors &amp; Waterfront</b>	<b>10</b>
<b>Parks, Recreation &amp; Forestry</b>	<b>11</b>
<b>Planning &amp; Community Development</b>	<b>13</b>
<b>Economic Development</b>	<b>14</b>
<b>Housing</b>	<b>15</b>
<b>Neighborhoods</b>	<b>16</b>
<b>Plans &amp; Studies</b>	<b>17</b>
<b>Public Safety</b>	<b>18</b>
<b>Transportation &amp; Utilities</b>	<b>19</b>
<b>Alleys</b>	<b>20</b>
<b>Streets</b>	<b>21</b>
<b>Streetscaping &amp; Lighting</b>	<b>30</b>
<b>Utilities</b>	<b>32</b>
<b>Airport</b>	<b>35</b>
<b>Bridges</b>	<b>37</b>
<b>Supplemental Information</b>	<b>38</b>
<b>New Borrowing Requests</b>	<b>38</b>
<b>TIF Funded Project Requests</b>	<b>42</b>
<b>Unfunded Requests</b>	<b>43</b>

# Totals by Funding Source

**2024 Total Funding**  
**\$44,207,008**

**2024 New Borrowing**  
**\$25,385,700**

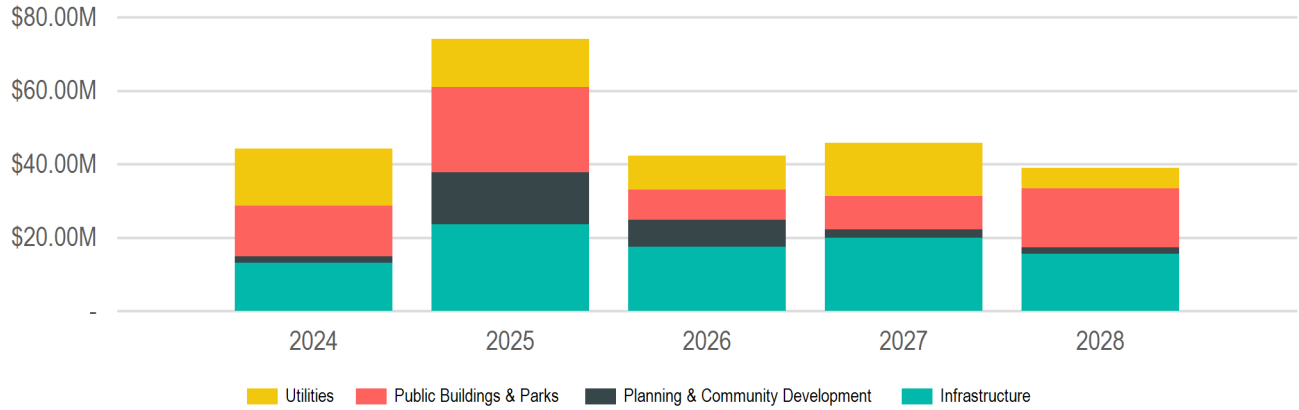
**2024 City Funded**  
**\$36,667,008**



(In Thousands of Dollars)

Source	2024	2025	2026	2027	2028	Total
<b>Borrowing</b>	\$25,385,700	\$24,635,433	\$24,722,300	\$33,324,200	\$25,249,400	\$133,317,033
New Debt Issue	\$15,454,700	\$19,975,733	\$18,624,300	\$25,069,000	\$20,932,000	\$100,055,733
Revenue Bonds/Notes	\$9,931,000	\$4,659,700	\$6,098,000	\$8,255,200	\$4,317,400	\$33,261,300
<i>Parking Utility</i>	\$850,000	-	-	-	-	\$850,000
<i>Sanitary Sewer Utility</i>	\$2,759,000	\$1,223,400	\$1,094,000	\$3,593,800	\$198,000	\$8,868,200
<i>Storm Water Utility</i>	\$5,443,000	\$2,078,500	\$2,149,000	\$3,959,000	\$3,914,400	\$17,543,900
<i>Water Utility</i>	\$879,000	\$1,357,800	\$2,855,000	\$702,400	\$205,000	\$5,999,200
<b>Donations &amp; Outside Funding</b>	\$225,000	-	-	\$250,000	-	\$475,000
Donations	\$225,000	-	-	\$250,000	-	\$475,000
<b>Grants &amp; Other Intergovernmental</b>	\$7,315,000	\$34,941,000	\$8,673,900	\$2,850,000	\$9,770,000	\$63,549,900
Federal	\$6,925,000	\$31,300,000	\$6,035,400	\$2,700,000	\$9,180,000	\$56,140,400
State	\$390,000	\$3,641,000	\$2,638,500	\$150,000	\$590,000	\$7,409,500
<b>Operating Funds</b>	\$8,044,308	\$10,289,715	\$3,551,500	\$6,509,000	\$1,983,144	\$30,377,667
Enterprise/Utility Funds	\$7,927,000	\$10,219,500	\$3,551,500	\$6,509,000	\$1,948,000	\$30,155,000
<i>Airport Operating Funds</i>	\$1,380,000	\$530,000	\$371,500	\$94,000	\$538,000	\$2,913,500
<i>Passenger Facility Charges</i>	\$80,000	\$800,000	\$5,000	\$120,000	\$60,000	\$1,065,000
<i>Sanitary Sewer Utility Funds</i>	\$3,250,000	\$1,340,000	\$2,160,000	\$2,900,000	\$900,000	\$10,550,000
<i>Storm Water Utility Funds</i>	\$200,000	\$979,500	\$270,000	\$150,000	\$250,000	\$1,849,500
<i>Water Utility Funds</i>	\$3,017,000	\$6,570,000	\$745,000	\$3,245,000	\$200,000	\$13,777,000
General Fund	\$117,308	\$70,215	-	-	\$35,144	\$222,667
<i>Streets Operating Budget</i>	\$117,308	\$70,215	-	-	\$35,144	\$222,667
<b>Other</b>	\$1,230,000	-	-	-	-	\$1,230,000
Existing Borrowing Funds	\$1,230,000	-	-	-	-	\$1,230,000
<b>Special Funds</b>	-	-	\$70,000	-	-	\$70,000
GREEN ISLAND LAND	-	-	\$70,000	-	-	\$70,000
<b>Taxation</b>	\$2,007,000	\$4,170,167	\$5,274,000	\$2,879,000	\$1,933,000	\$16,263,167
Special Assessments	\$120,000	\$120,000	\$120,000	\$120,000	-	\$480,000
TIF Increment	\$1,887,000	\$4,050,167	\$5,154,000	\$2,759,000	\$1,933,000	\$15,783,167
10 - Park Plaza	\$200,000	-	-	-	-	\$200,000
11 - Gateway Redevelopment	\$789,000	\$1,725,000	\$1,090,000	\$500,000	\$1,000,000	\$5,104,000
15 - Chart	\$648,000	\$474,667	-	-	-	\$1,122,667
16 - LIPCO/Trane Plant 6	\$250,000	\$175,000	\$264,000	\$759,000	-	\$1,448,000
17 - Lot C Downtown	-	-	-	\$1,000,000	\$500,000	\$1,500,000
18 - River Point District	-	\$1,675,500	\$3,800,000	\$500,000	\$433,000	\$6,408,500
<i>New Borrowing Sub-Total</i>	\$25,385,700	\$24,635,433	\$24,722,300	\$33,324,200	\$25,249,400	\$133,317,033
<i>City Funded Sub-Total</i>	\$36,667,008	\$39,095,315	\$33,617,800	\$42,712,200	\$29,165,544	\$181,257,867
<i>Non-City Funded Sub-Total</i>	\$7,540,000	\$34,941,000	\$8,673,900	\$3,100,000	\$9,770,000	\$64,024,900
	<b>\$44,207,008</b>	<b>\$74,036,315</b>	<b>\$42,291,700</b>	<b>\$45,812,200</b>	<b>\$38,935,544</b>	<b>\$245,282,767</b>

# Totals by Expenditure Category



(In Thousands of Dollars)

Category	2024	2025	2026	2027	2028	Total
<b>Infrastructure</b>	\$13,177,308	\$23,601,315	\$17,474,000	\$19,988,000	\$15,615,144	\$89,855,767
Alleys	\$50,000	\$50,000	\$50,000	\$50,000	\$185,000	\$385,000
Bridges	\$305,000	\$325,000	\$697,000	\$25,000	-	\$1,352,000
Fiber & Telecommunications	\$95,000	\$95,000	\$95,000	\$95,000	\$95,000	\$475,000
Harbors, Docks and Waterways	\$1,000,000	\$1,200,000	\$1,200,000	-	-	\$3,400,000
Special Projects	\$150,000	\$150,000	-	-	\$4,000,000	\$4,300,000
Streets	\$10,607,308	\$21,561,315	\$14,012,000	\$18,523,000	\$10,060,144	\$74,763,767
<i>Bicycle and Pedestrian Improvements</i>	\$470,000	\$635,000	\$235,000	\$245,000	\$125,000	\$1,710,000
<i>Street Improvements</i>	\$515,000	\$650,000	\$650,000	\$700,000	\$619,000	\$3,134,000
<i>Total Street Reconstruction</i>	\$9,202,308	\$19,076,315	\$12,027,000	\$16,478,000	\$8,116,144	\$64,899,767
<i>Traffic Signals</i>	\$420,000	\$1,200,000	\$1,100,000	\$1,100,000	\$1,200,000	\$5,020,000
Streetscaping	\$970,000	\$220,000	\$1,420,000	\$1,295,000	\$1,275,000	\$5,180,000
<i>Street Lighting</i>	\$120,000	\$120,000	\$1,320,000	\$1,195,000	\$1,275,000	\$4,030,000
<i>Streetscaping</i>	\$850,000	\$100,000	\$100,000	\$100,000	-	\$1,150,000
<b>Planning &amp; Community Development</b>	\$1,716,700	\$14,210,300	\$7,395,700	\$2,150,000	\$1,650,000	\$27,122,700
Economic Development	\$100,000	\$12,300,000	\$1,600,000	-	-	\$14,000,000
<i>Façade Renovation</i>	\$100,000	\$100,000	\$100,000	-	-	\$300,000
<i>Other</i>	-	\$11,200,000	\$1,500,000	-	-	\$12,700,000
<i>Property and Land Acquisition</i>	-	\$1,000,000	-	-	-	\$1,000,000
Miscellaneous	\$716,700	\$1,285,300	\$5,295,700	\$150,000	\$150,000	\$7,597,700
Neighborhoods	\$900,000	\$625,000	\$500,000	\$2,000,000	\$1,500,000	\$5,525,000
<b>Public Buildings &amp; Parks</b>	\$13,790,000	\$23,195,000	\$8,144,000	\$9,149,000	\$16,028,000	\$70,306,000
Airport	\$8,110,000	\$9,960,000	\$3,314,000	\$3,064,000	\$10,368,000	\$34,816,000
<i>Other Buildings</i>	\$1,620,000	\$450,000	\$100,000	\$2,430,000	\$550,000	\$5,150,000
<i>Runways and Taxiways</i>	\$5,380,000	\$8,550,000	\$2,150,000	\$570,000	\$9,750,000	\$26,400,000
<i>Terminal</i>	\$1,110,000	\$960,000	\$1,064,000	\$64,000	\$68,000	\$3,266,000
Parking Utility	\$850,000	-	-	-	-	\$850,000
Parks	\$3,180,000	\$1,100,000	\$3,870,000	\$500,000	-	\$8,650,000
<i>Aquatics Facilities</i>	\$425,000	\$450,000	-	-	-	\$875,000
<i>Boat Docks</i>	-	-	\$3,300,000	-	-	\$3,300,000
<i>General Improvements</i>	\$790,000	\$100,000	-	-	-	\$890,000
<i>Recreation Facilities</i>	\$1,000,000	\$500,000	\$500,000	\$500,000	-	\$2,500,000
<i>Sports Facilities</i>	-	-	\$70,000	-	-	\$70,000
<i>Trails</i>	\$965,000	\$50,000	-	-	-	\$1,015,000
Police & Fire Stations	-	-	-	\$4,500,000	\$4,500,000	\$9,000,000
<i>Fire Stations</i>	-	-	-	\$4,500,000	\$4,500,000	\$9,000,000
Public Buildings	\$1,650,000	\$12,135,000	\$960,000	\$1,085,000	\$1,160,000	\$16,990,000
<i>City Hall</i>	\$150,000	\$135,000	\$600,000	\$550,000	\$100,000	\$1,535,000
<i>La Crosse Center Facility</i>	\$700,000	-	\$360,000	\$110,000	\$310,000	\$1,480,000
<i>Library</i>	-	-	-	\$425,000	\$750,000	\$1,175,000
<i>Municipal Service Center</i>	\$800,000	\$12,000,000	-	-	-	\$12,800,000

**Summary - Expenditure Category**

Category	2024	2025	2026	2027	2028	Total
<b>Utilities</b>	\$15,523,000	\$13,029,700	\$9,278,000	\$14,525,200	\$5,642,400	<b>\$57,998,300</b>
Sanitary Sewer/Wastewater	\$6,009,000	\$2,398,400	\$3,254,000	\$6,493,800	\$1,098,000	<b>\$19,253,200</b>
<i>Lift Stations</i>	\$100,000	\$600,000	\$1,410,000	\$100,000	\$300,000	<b>\$2,510,000</b>
<i>Other</i>	\$1,750,000	-	-	-	-	<b>\$1,750,000</b>
<i>Sanitary Sewer Mains</i>	\$4,159,000	\$1,298,400	\$1,694,000	\$1,193,800	\$798,000	<b>\$9,143,200</b>
<i>Wastewater Treatment Plant</i>	-	\$500,000	\$150,000	\$5,200,000	-	<b>\$5,850,000</b>
Storm Sewer/Stormwater	\$5,643,000	\$2,953,500	\$2,449,000	\$4,109,000	\$4,164,400	<b>\$19,318,900</b>
<i>Lift Stations</i>	-	\$600,000	-	\$800,000	-	<b>\$1,400,000</b>
<i>Other</i>	\$100,000	\$50,000	\$50,000	\$100,000	\$150,000	<b>\$450,000</b>
<i>Storm Sewer Mains</i>	\$5,543,000	\$2,303,500	\$2,399,000	\$3,209,000	\$4,014,400	<b>\$17,468,900</b>
Water	\$3,871,000	\$7,677,800	\$3,575,000	\$3,922,400	\$380,000	<b>\$19,426,200</b>
<i>Watermains</i>	\$1,151,000	\$7,507,800	\$2,955,000	\$3,802,400	\$305,000	<b>\$15,721,200</b>
<i>Wells, Pumphouses and Reservoir</i>	\$2,720,000	\$170,000	\$620,000	\$120,000	\$75,000	<b>\$3,705,000</b>

## Buildings & Grounds

### 2024 Total Funding

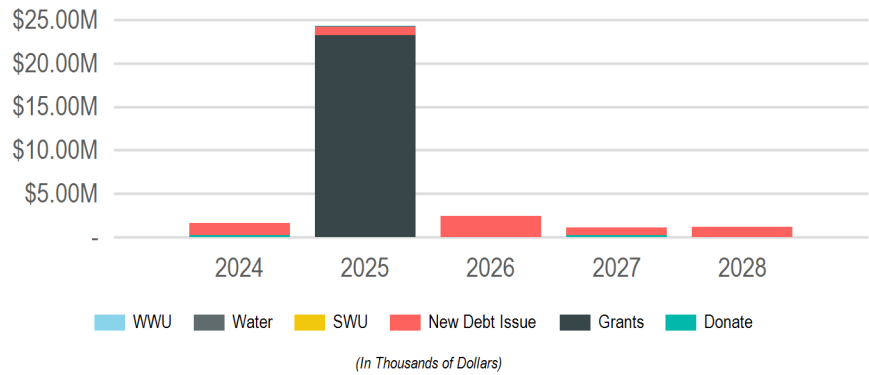
**\$1,650,000**

### 2024 New Borrowing

**\$1,425,000**

### 2024 City Funded

**\$1,425,000**



## Sub Groups

Sub Group	2024	2025	2026	2027	2028	Total
City Hall	-	\$135,000	\$600,000	\$550,000	\$100,000	<b>\$1,385,000</b>
La Crosse Center	\$700,000	-	\$360,000	\$110,000	\$310,000	<b>\$1,480,000</b>
Library	-	-	-	\$425,000	\$750,000	<b>\$1,175,000</b>
Municipal Service Center	\$800,000	\$12,000,000	-	-	-	<b>\$12,800,000</b>
Others	\$150,000	\$12,200,000	\$1,500,000	-	-	<b>\$13,850,000</b>
	<b>\$1,650,000</b>	<b>\$24,335,000</b>	<b>\$2,460,000</b>	<b>\$1,085,000</b>	<b>\$1,160,000</b>	<b>\$30,690,000</b>

## Funding Sources

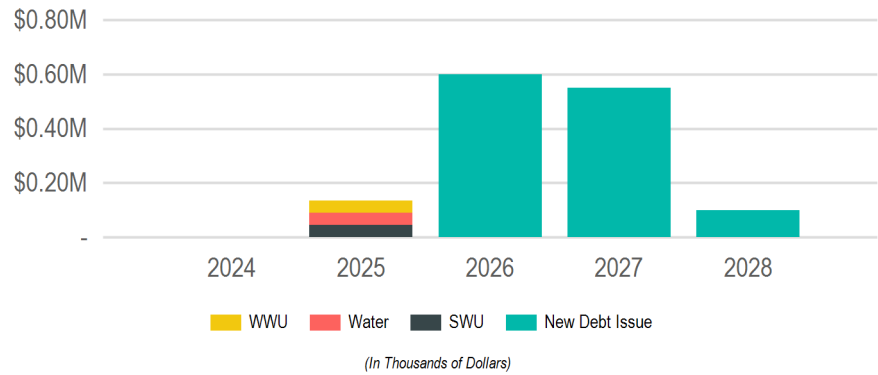
Source	2024	2025	2026	2027	2028	Total
<b>Borrowing</b>	<b>\$1,425,000</b>	<b>\$1,000,000</b>	<b>\$2,460,000</b>	<b>\$835,000</b>	<b>\$1,160,000</b>	<b>\$6,880,000</b>
New Debt Issue	\$1,425,000	\$1,000,000	\$2,460,000	\$835,000	\$1,160,000	<b>\$6,880,000</b>
<b>Donations &amp; Outside Funding</b>	<b>\$225,000</b>	<b>-</b>	<b>-</b>	<b>\$250,000</b>	<b>-</b>	<b>\$475,000</b>
Donations	\$225,000	-	-	\$250,000	-	<b>\$475,000</b>
<b>Grants &amp; Other Intergovernmental</b>	<b>-</b>	<b>\$23,200,000</b>	<b>-</b>	<b>-</b>	<b>-</b>	<b>\$23,200,000</b>
Federal	-	\$23,200,000	-	-	-	<b>\$23,200,000</b>
<b>Operating Funds</b>	<b>-</b>	<b>\$135,000</b>	<b>-</b>	<b>-</b>	<b>-</b>	<b>\$135,000</b>
Enterprise/Utility Funds	-	\$135,000	-	-	-	<b>\$135,000</b>
	<b>\$1,650,000</b>	<b>\$24,335,000</b>	<b>\$2,460,000</b>	<b>\$1,085,000</b>	<b>\$1,160,000</b>	<b>\$30,690,000</b>

# City Hall

## 2024 Total Funding

## 2024 New Borrowing

## 2024 City Funded



(In Thousands of Dollars)

## Funding Sources

Source	2024	2025	2026	2027	2028	Total
<b>Borrowing</b>	-	-	\$600,000	\$550,000	\$100,000	<b>\$1,250,000</b>
New Debt Issue	-	-	\$600,000	\$550,000	\$100,000	<b>\$1,250,000</b>
<b>Operating Funds</b>	-	\$135,000	-	-	-	<b>\$135,000</b>
Enterprise/Utility Funds	-	\$135,000	-	-	-	<b>\$135,000</b>
	-	<b>\$135,000</b>	<b>\$600,000</b>	<b>\$550,000</b>	<b>\$100,000</b>	<b>\$1,385,000</b>

## Requests

Funding Source	Past	2024	2025	2026	2027	2028	Total
<b>[810]: Remodel Utility Office at City Hall</b>							
<i>Sanitary Sewer Utility; Stormwater Utility; Water Utility</i>							
Operating - Sanitary Sewer Utility Funds	-	-	\$45,000	-	-	-	<b>\$45,000</b>
Operating - Storm Water Utility Funds	-	-	\$45,000	-	-	-	<b>\$45,000</b>
Operating - Water Utility Funds	-	-	\$45,000	-	-	-	<b>\$45,000</b>
	-	-	<b>\$135,000</b>	-	-	-	<b>\$135,000</b>
<b>[562]: City Hall Air Handler Replacement</b>							
<i>Grounds and Buildings</i>							
Borrowing - New Debt Issue	-	-	-	\$450,000	\$450,000	-	<b>\$900,000</b>
	-	-	-	<b>\$450,000</b>	<b>\$450,000</b>	-	<b>\$900,000</b>
<b>[561]: City Hall Plumbing Repairs/Bathroom Remodel</b>							
<i>Grounds and Buildings</i>							
Borrowing - New Debt Issue	\$200,000	-	-	\$100,000	\$100,000	\$100,000	<b>\$500,000</b>
	<b>\$200,000</b>	-	-	<b>\$100,000</b>	<b>\$100,000</b>	<b>\$100,000</b>	<b>\$500,000</b>
<b>[542]: Interior Building Networking Cable Replacement</b>							
<i>Information Technology</i>							
Borrowing - New Debt Issue	\$125,000	-	-	\$50,000	-	-	<b>\$175,000</b>
	<b>\$125,000</b>	-	-	<b>\$50,000</b>	-	-	<b>\$175,000</b>

# La Crosse Center

## 2024 Total Funding

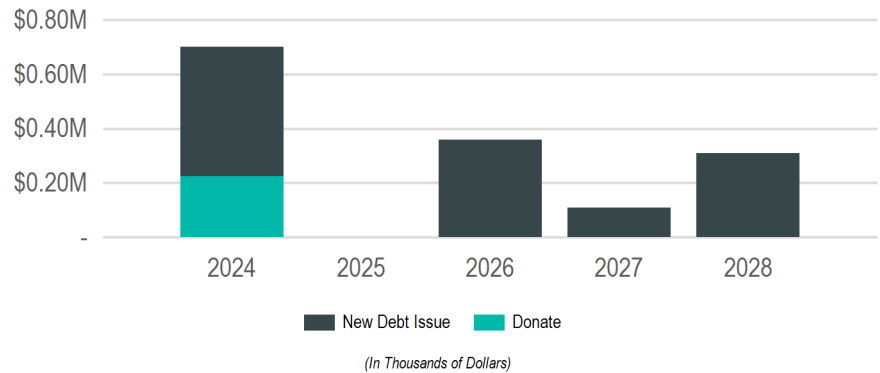
**\$700,000**

## 2024 New Borrowing

**\$475,000**

## 2024 City Funded

**\$475,000**



## Funding Sources

Source	2024	2025	2026	2027	2028	Total
<b>Borrowing</b>	\$475,000	-	\$360,000	\$110,000	\$310,000	<b>\$1,255,000</b>
New Debt Issue	\$475,000	-	\$360,000	\$110,000	\$310,000	<b>\$1,255,000</b>
<b>Donations &amp; Outside Funding</b>	\$225,000	-	-	-	-	<b>\$225,000</b>
Donations	\$225,000	-	-	-	-	<b>\$225,000</b>
	<b>\$700,000</b>	-	<b>\$360,000</b>	<b>\$110,000</b>	<b>\$310,000</b>	<b>\$1,480,000</b>

## Requests

Funding Source	Past	2024	2025	2026	2027	2028	Total
<b>[643]: Roof Replacement for South Hall A and Lobby</b>							
<i>La Crosse Center</i>							
<b>Borrowing - New Debt Issue</b>	-	\$475,000	-	-	-	-	<b>\$475,000</b>
<b>Outside - Donations</b>	-	\$225,000	-	-	-	-	<b>\$225,000</b>
	-	<b>\$700,000</b>	-	-	-	-	<b>\$700,000</b>
<b>[540]: Restroom remodeling in South Facility</b>							
<i>La Crosse Center</i>							
<b>Borrowing - New Debt Issue</b>	-	-	-	\$360,000	-	-	<b>\$360,000</b>
	-	-	-	<b>\$360,000</b>	-	-	<b>\$360,000</b>
<b>[709]: Outside Doors in South Hall and Production</b>							
<i>La Crosse Center</i>							
<b>Borrowing - New Debt Issue</b>	-	-	-	-	\$110,000	-	<b>\$110,000</b>
	-	-	-	-	<b>\$110,000</b>	-	<b>\$110,000</b>
<b>[865]: Freight Elevator Upgrade</b>							
<i>La Crosse Center</i>							
<b>Borrowing - New Debt Issue</b>	-	-	-	-	-	\$185,000	<b>\$185,000</b>
	-	-	-	-	-	<b>\$185,000</b>	<b>\$185,000</b>
<b>[861]: Replacement of Kitchen Flooring</b>							
<i>La Crosse Center</i>							
<b>Borrowing - New Debt Issue</b>	-	-	-	-	-	\$125,000	<b>\$125,000</b>
	-	-	-	-	-	<b>\$125,000</b>	<b>\$125,000</b>

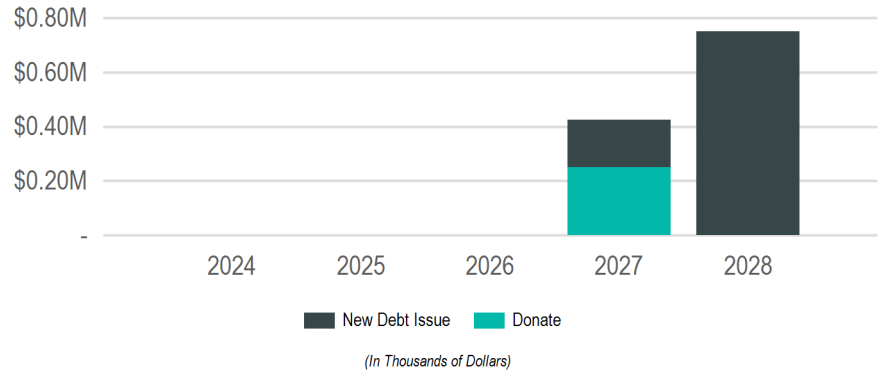


# Library

## 2024 Total Funding

## 2024 New Borrowing

## 2024 City Funded



## Funding Sources

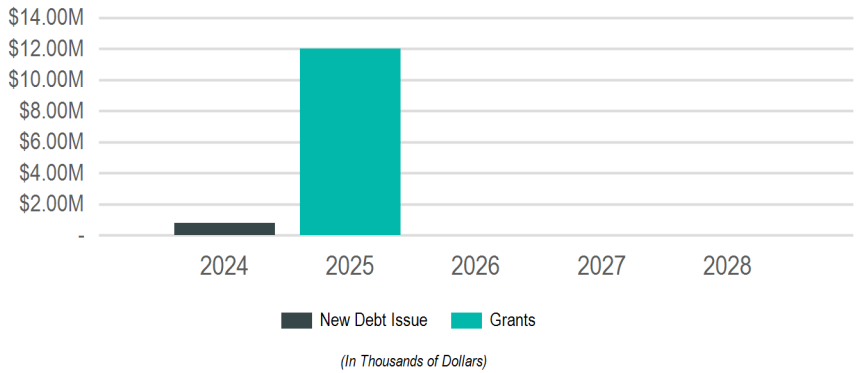
Source	2024	2025	2026	2027	2028	Total
<b>Borrowing</b>	-	-	-	\$175,000	\$750,000	<b>\$925,000</b>
New Debt Issue	-	-	-	\$175,000	\$750,000	<b>\$925,000</b>
<b>Donations &amp; Outside Funding</b>	-	-	-	\$250,000	-	<b>\$250,000</b>
Donations	-	-	-	\$250,000	-	<b>\$250,000</b>
	-	-	-	<b>\$425,000</b>	<b>\$750,000</b>	<b>\$1,175,000</b>

## Requests

Funding Source	Past	2024	2025	2026	2027	2028	Total
<b>[467]: Main Branch Library Main Hall Remodel</b>							
<i>Library</i>							
<b>Borrowing - New Debt Issue</b>	\$75,000	-	-	-	\$175,000	-	<b>\$250,000</b>
<b>Outside - Donations</b>	\$52,464	-	-	-	\$250,000	-	<b>\$302,464</b>
	<b>\$127,464</b>	-	-	-	<b>\$425,000</b>	-	<b>\$552,464</b>
<b>[466]: South Community Library Remodel</b>							
<i>Library</i>							
<b>Borrowing - New Debt Issue</b>	\$500,000	-	-	-	-	\$750,000	<b>\$1,250,000</b>
	<b>\$500,000</b>	-	-	-	-	<b>\$750,000</b>	<b>\$1,250,000</b>

# Municipal Service Center

<b>2024 Total Funding</b>
<b>\$800,000</b>
<b>2024 New Borrowing</b>
<b>\$800,000</b>
<b>2024 City Funded</b>
<b>\$800,000</b>



## Funding Sources

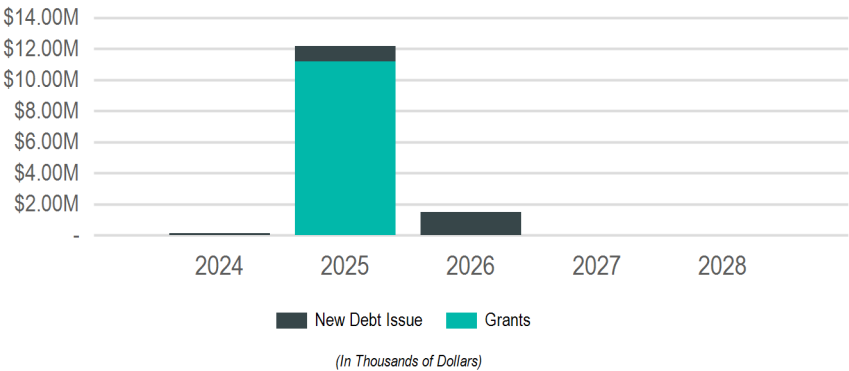
Source	2024	2025	2026	2027	2028	Total
<b>Borrowing</b>	\$800,000	-	-	-	-	<b>\$800,000</b>
New Debt Issue	\$800,000	-	-	-	-	<b>\$800,000</b>
<b>Grants &amp; Other Intergovernmental</b>	-	\$12,000,000	-	-	-	<b>\$12,000,000</b>
Federal	-	\$12,000,000	-	-	-	<b>\$12,000,000</b>
	<b>\$800,000</b>	<b>\$12,000,000</b>	-	-	-	<b>\$12,800,000</b>

## Requests

Funding Source	Past	2024	2025	2026	2027	2028	Total
<b>[825]: Municipal Services Center - Brine Tank Addition</b>							
<i>Streets</i>							
<b>Borrowing - New Debt Issue</b>	\$50,000	\$800,000	-	-	-	-	<b>\$850,000</b>
	<b>\$50,000</b>	<b>\$800,000</b>	-	-	-	-	<b>\$850,000</b>
<b>[899]: New Transit Facility</b>							
<i>Municipal Transit Utility</i>							
<b>Grants - Federal</b>	-	-	\$12,000,000	-	-	-	<b>\$12,000,000</b>
	-	-	<b>\$12,000,000</b>	-	-	-	<b>\$12,000,000</b>

# Others

<b>2024 Total Funding</b>
<b>\$150,000</b>
<b>2024 New Borrowing</b>
<b>\$150,000</b>
<b>2024 City Funded</b>
<b>\$150,000</b>



## Funding Sources

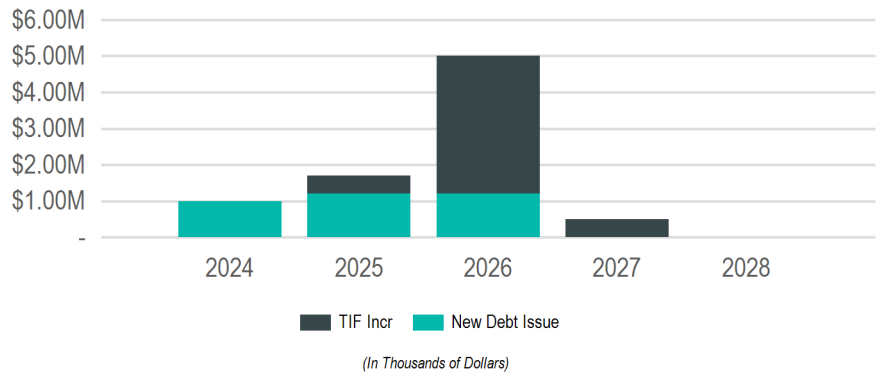
Source	2024	2025	2026	2027	2028	Total
<b>Borrowing</b>	\$150,000	\$1,000,000	\$1,500,000	-	-	<b>\$2,650,000</b>
New Debt Issue	\$150,000	\$1,000,000	\$1,500,000	-	-	<b>\$2,650,000</b>
<b>Grants &amp; Other Intergovernmental</b>	-	\$11,200,000	-	-	-	<b>\$11,200,000</b>
Federal	-	\$11,200,000	-	-	-	<b>\$11,200,000</b>
	<b>\$150,000</b>	<b>\$12,200,000</b>	<b>\$1,500,000</b>	-	-	<b>\$13,850,000</b>

## Requests

Funding Source	Past	2024	2025	2026	2027	2028	Total
<b>[766]: Security Infrastructure Update</b>							
<i>Grounds and Buildings</i>							
<b>Borrowing - New Debt Issue</b>	-	\$150,000	-	-	-	-	<b>\$150,000</b>
	-	<b>\$150,000</b>	-	-	-	-	<b>\$150,000</b>
<b>[656]: Public Market</b>							
<i>Planning and Development</i>							
<b>Borrowing - New Debt Issue</b>	-	-	\$1,000,000	\$1,500,000	-	-	<b>\$2,500,000</b>
<b>Grants - Federal</b>	-	-	\$11,200,000	-	-	-	<b>\$11,200,000</b>
	-	-	<b>\$12,200,000</b>	<b>\$1,500,000</b>	-	-	<b>\$13,700,000</b>

# Flood Control, Harbors & Waterfront

<b>2024 Total Funding</b>
<b>\$1,000,000</b>
<b>2024 New Borrowing</b>
<b>\$1,000,000</b>
<b>2024 City Funded</b>
<b>\$1,000,000</b>



## Funding Sources

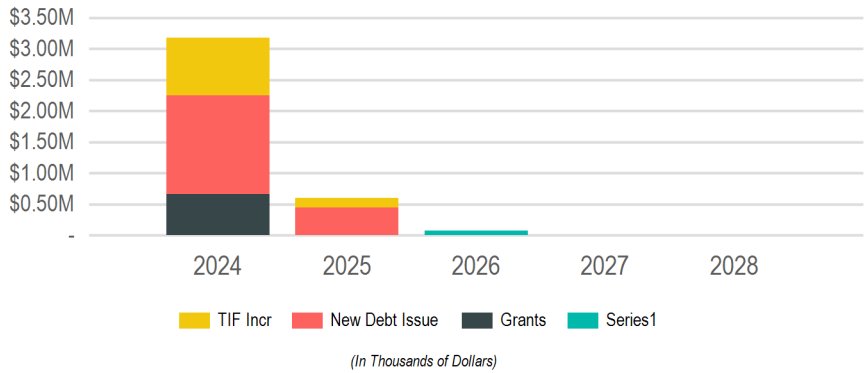
Source	2024	2025	2026	2027	2028	Total
<b>Borrowing</b>	\$1,000,000	\$1,200,000	\$1,200,000	-	-	<b>\$3,400,000</b>
New Debt Issue	\$1,000,000	\$1,200,000	\$1,200,000	-	-	<b>\$3,400,000</b>
<b>Taxation</b>	-	\$500,000	\$3,800,000	\$500,000	-	<b>\$4,800,000</b>
TIF Increment	-	\$500,000	\$3,800,000	\$500,000	-	<b>\$4,800,000</b>
	<b>\$1,000,000</b>	<b>\$1,700,000</b>	<b>\$5,000,000</b>	<b>\$500,000</b>	<b>-</b>	<b>\$8,200,000</b>

## Requests

Funding Source	Past	2024	2025	2026	2027	2028	Total
<b>[624]: Flood Levee Rehabilitation</b>							
<i>Engineering</i>							
<b>Borrowing - New Debt Issue</b>	\$600,000	\$1,000,000	\$1,200,000	\$1,200,000	-	-	<b>\$4,000,000</b>
	<b>\$600,000</b>	<b>\$1,000,000</b>	<b>\$1,200,000</b>	<b>\$1,200,000</b>	<b>-</b>	<b>-</b>	<b>\$4,000,000</b>
<b>[555]: River Point District Waterway Development Plan</b>							
<i>Parks, Recreation and Forestry</i>							
<b>Other - TIF Increment - 18</b>	-	-	\$500,000	\$500,000	\$500,000	-	<b>\$1,500,000</b>
	-	-	<b>\$500,000</b>	<b>\$500,000</b>	<b>\$500,000</b>	<b>-</b>	<b>\$1,500,000</b>
<b>[853]: River Point District Marina</b>							
<i>Parks, Recreation and Forestry</i>							
<b>Other - TIF Increment - 18</b>	-	-	-	\$3,300,000	-	-	<b>\$3,300,000</b>
	-	-	-	<b>\$3,300,000</b>	<b>-</b>	<b>-</b>	<b>\$3,300,000</b>

# Parks, Recreation & Forestry

<b>2024 Total Funding</b>
<b>\$3,180,000</b>
<b>2024 New Borrowing</b>
<b>\$1,590,000</b>
<b>2024 City Funded</b>
<b>\$2,515,000</b>



## Funding Sources

Source	2024	2025	2026	2027	2028	Total
<b>Borrowing</b>	\$1,590,000	\$450,000	-	-	-	<b>\$2,040,000</b>
New Debt Issue	\$1,590,000	\$450,000	-	-	-	<b>\$2,040,000</b>
<b>Grants &amp; Other Intergovernmental</b>	\$665,000	-	-	-	-	<b>\$665,000</b>
Federal	\$625,000	-	-	-	-	<b>\$625,000</b>
State	\$40,000	-	-	-	-	<b>\$40,000</b>
<b>Special Funds</b>	-	-	\$70,000	-	-	<b>\$70,000</b>
GREEN ISLAND LAND	-	-	\$70,000	-	-	<b>\$70,000</b>
<b>Taxation</b>	\$925,000	\$150,000	-	-	-	<b>\$1,075,000</b>
TIF Increment	\$925,000	\$150,000	-	-	-	<b>\$1,075,000</b>
	<b>\$3,180,000</b>	<b>\$600,000</b>	<b>\$70,000</b>	-	-	<b>\$3,850,000</b>

## Requests

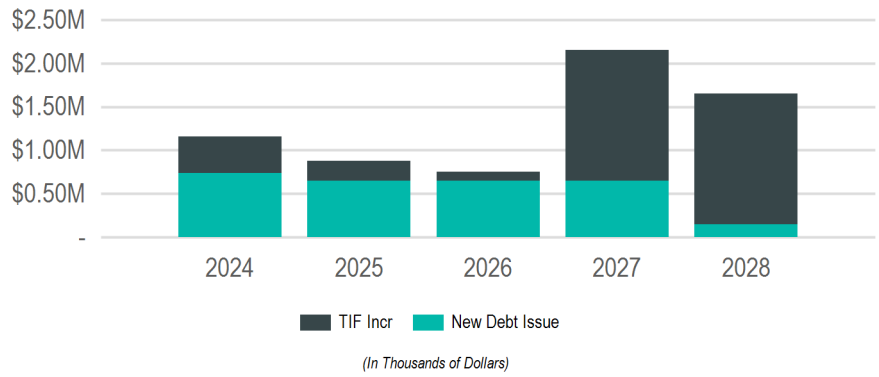
Funding Source	Past	2024	2025	2026	2027	2028	Total
<b>[857]: Grand Crossing Trail Reconstruction</b>							
<i>Parks, Recreation and Forestry</i>							
Borrowing - New Debt Issue	-	\$250,000	-	-	-	-	<b>\$250,000</b>
Grants - Federal	-	\$625,000	-	-	-	-	<b>\$625,000</b>
	-	<b>\$875,000</b>	-	-	-	-	<b>\$875,000</b>
<b>[841]: Badger/Hickey Park Shelter</b>							
<i>Parks, Recreation and Forestry</i>							
Borrowing - New Debt Issue	\$85,000	\$700,000	-	-	-	-	<b>\$785,000</b>
	<b>\$85,000</b>	<b>\$700,000</b>	-	-	-	-	<b>\$785,000</b>
<b>[554]: Northside Community Pool</b>							
<i>Parks, Recreation and Forestry</i>							
Borrowing - New Debt Issue	-	\$425,000	-	-	-	-	<b>\$425,000</b>
	-	<b>\$425,000</b>	-	-	-	-	<b>\$425,000</b>
<b>[848]: Erickson Park Skate Plaza</b>							
<i>Parks, Recreation and Forestry</i>							
Other - TIF Increment - 15	-	\$300,000	-	-	-	-	<b>\$300,000</b>
	-	<b>\$300,000</b>	-	-	-	-	<b>\$300,000</b>
<b>[549]: Riverside Park Site Improvement</b>							
<i>Parks, Recreation and Forestry</i>							
Other - TIF Increment - 11	-	\$275,000	-	-	-	-	<b>\$275,000</b>
	-	<b>\$275,000</b>	-	-	-	-	<b>\$275,000</b>
<b>[773]: Pettibone Parking Lot</b>							
<i>Parks, Recreation and Forestry</i>							
Other - TIF Increment - 10	-	\$200,000	-	-	-	-	<b>\$200,000</b>
	-	<b>\$200,000</b>	-	-	-	-	<b>\$200,000</b>
<b>[771]: Citywide Tree Planting</b>							
<i>Parks, Recreation and Forestry</i>							
Borrowing - New Debt Issue	\$50,000	\$165,000	-	-	-	-	<b>\$215,000</b>
	<b>\$50,000</b>	<b>\$165,000</b>	-	-	-	-	<b>\$215,000</b>

## Requests

Funding Source	Past	2024	2025	2026	2027	2028	Total
<b>[558]: Seminary Park</b>							
<i>Parks, Recreation and Forestry</i>							
Other - TIF Increment - 15	-	\$150,000	-	-	-	-	\$150,000
	-	\$150,000	-	-	-	-	\$150,000
<b>[856]: Cottonwood Trail Culvert Replacement Project</b>							
<i>Parks, Recreation and Forestry</i>							
Borrowing - New Debt Issue	-	\$50,000	-	-	-	-	\$50,000
Grants - State	-	\$40,000	-	-	-	-	\$40,000
	-	\$90,000	-	-	-	-	\$90,000
<b>[553]: Erickson Pool</b>							
<i>Parks, Recreation and Forestry</i>							
Borrowing - New Debt Issue	-	-	\$450,000	-	-	-	\$450,000
	-	-	\$450,000	-	-	-	\$450,000
<b>[716]: Coulee Park</b>							
<i>Parks, Recreation and Forestry</i>							
Other - TIF Increment - 15	-	-	\$100,000	-	-	-	\$100,000
	-	-	\$100,000	-	-	-	\$100,000
<b>[682]: Red Cloud Park Trail</b>							
<i>Planning and Development</i>							
Other - TIF Increment - 16	-	-	\$50,000	-	-	-	\$50,000
	-	-	\$50,000	-	-	-	\$50,000
<b>[702]: Green Island Tennis Facility</b>							
<i>Parks, Recreation and Forestry</i>							
Special - GREEN ISLAND LAND (Fund 240)	-	-	-	\$70,000	-	-	\$70,000
	-	-	-	\$70,000	-	-	\$70,000

# Planning & Community Development

<b>2024 Total Funding</b>
<b>\$1,161,000</b>
<b>2024 New Borrowing</b>
<b>\$736,000</b>
<b>2024 City Funded</b>
<b>\$1,161,000</b>



## Sub Groups

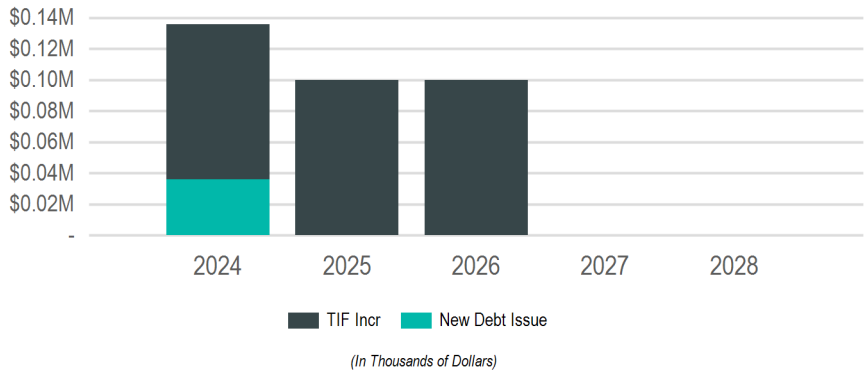
Sub Group	2024	2025	2026	2027	2028	Total
Economic Development	\$136,000	\$100,000	\$100,000	-	-	\$336,000
Housing	\$750,000	\$625,000	\$500,000	\$500,000	-	\$2,375,000
Neighborhoods	\$125,000	-	-	\$1,500,000	\$1,500,000	\$3,125,000
Plans & Studies	\$150,000	\$150,000	\$150,000	\$150,000	\$150,000	\$750,000
	<b>\$1,161,000</b>	<b>\$875,000</b>	<b>\$750,000</b>	<b>\$2,150,000</b>	<b>\$1,650,000</b>	<b>\$6,586,000</b>

## Funding Sources

Source	2024	2025	2026	2027	2028	Total
<b>Borrowing</b>	\$736,000	\$650,000	\$650,000	\$650,000	\$150,000	<b>\$2,836,000</b>
New Debt Issue	\$736,000	\$650,000	\$650,000	\$650,000	\$150,000	<b>\$2,836,000</b>
<b>Taxation</b>	\$425,000	\$225,000	\$100,000	\$1,500,000	\$1,500,000	<b>\$3,750,000</b>
TIF Increment	\$425,000	\$225,000	\$100,000	\$1,500,000	\$1,500,000	<b>\$3,750,000</b>
	<b>\$1,161,000</b>	<b>\$875,000</b>	<b>\$750,000</b>	<b>\$2,150,000</b>	<b>\$1,650,000</b>	<b>\$6,586,000</b>

# Economic Development

<b>2024 Total Funding</b>
<b>\$136,000</b>
<b>2024 New Borrowing</b>
<b>\$36,000</b>
<b>2024 City Funded</b>
<b>\$136,000</b>



## Funding Sources

Source	2024	2025	2026	2027	2028	Total
<b>Borrowing</b>	\$36,000	-	-	-	-	<b>\$36,000</b>
New Debt Issue	\$36,000	-	-	-	-	<b>\$36,000</b>
<b>Taxation</b>	\$100,000	\$100,000	\$100,000	-	-	<b>\$300,000</b>
TIF Increment	\$100,000	\$100,000	\$100,000	-	-	<b>\$300,000</b>
	<b>\$136,000</b>	<b>\$100,000</b>	<b>\$100,000</b>	-	-	<b>\$336,000</b>

## Requests

Funding Source	Past	2024	2025	2026	2027	2028	Total
<b>[447]: Downtown Facade Renovation Program</b>							
<i>Planning and Development</i>							
<b>Other - TIF Increment - 11</b>	\$200,000	\$100,000	\$100,000	\$100,000	-	-	<b>\$500,000</b>
	<b>\$200,000</b>	<b>\$100,000</b>	<b>\$100,000</b>	<b>\$100,000</b>	-	-	<b>\$500,000</b>
<b>[854]: Hear, Here Program- North La Crosse</b>							
<i>Planning and Development</i>							
<b>Borrowing - New Debt Issue</b>	-	\$36,000	-	-	-	-	<b>\$36,000</b>
	-	<b>\$36,000</b>	-	-	-	-	<b>\$36,000</b>



# Housing

2024 Total Funding

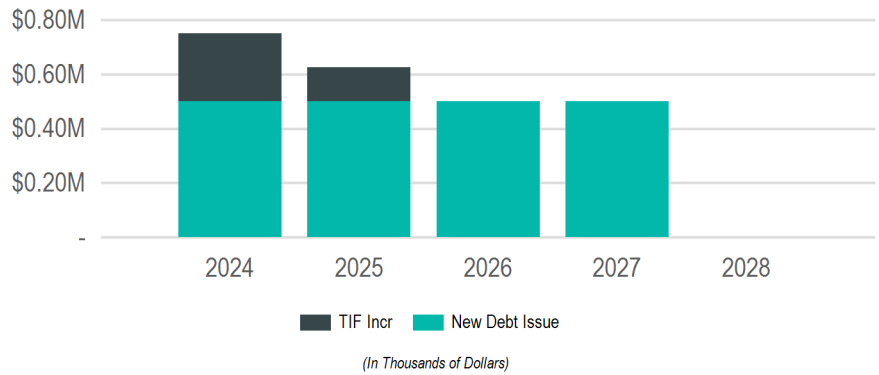
**\$750,000**

2024 New Borrowing

**\$500,000**

2024 City Funded

**\$750,000**



## Funding Sources

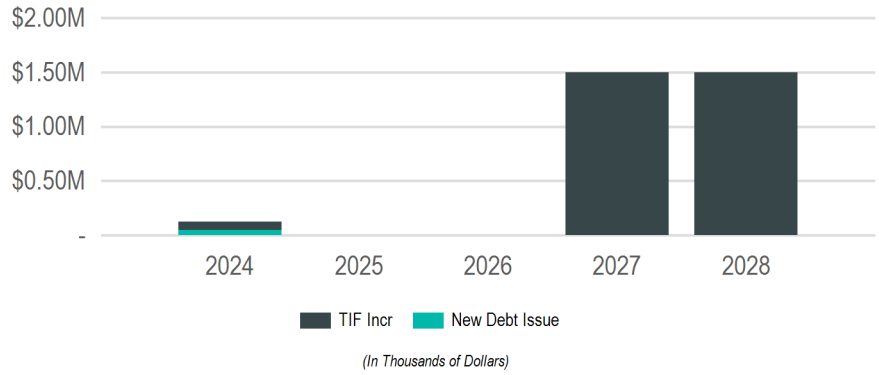
Source	2024	2025	2026	2027	2028	Total
<b>Borrowing</b>	\$500,000	\$500,000	\$500,000	\$500,000	-	<b>\$2,000,000</b>
New Debt Issue	\$500,000	\$500,000	\$500,000	\$500,000	-	<b>\$2,000,000</b>
<b>Taxation</b>	\$250,000	\$125,000	-	-	-	<b>\$375,000</b>
TIF Increment	\$250,000	\$125,000	-	-	-	<b>\$375,000</b>
	<b>\$750,000</b>	<b>\$625,000</b>	<b>\$500,000</b>	<b>\$500,000</b>	-	<b>\$2,375,000</b>

## Requests

Funding Source	Past	2024	2025	2026	2027	2028	Total
<b>[906]: Housing Grant Revolving Fund</b>							
<i>Community Development and Housing; Planning and Development</i>							
<b>Borrowing - New Debt Issue</b>	-	\$500,000	\$500,000	\$500,000	\$500,000	-	<b>\$2,000,000</b>
	-	<b>\$500,000</b>	<b>\$500,000</b>	<b>\$500,000</b>	<b>\$500,000</b>	-	<b>\$2,000,000</b>
<b>[895]: Charles St Affordable Housing</b>							
<i>Planning and Development</i>							
<b>Other - TIF Increment - 16</b>	-	\$250,000	\$125,000	-	-	-	<b>\$375,000</b>
	-	<b>\$250,000</b>	<b>\$125,000</b>	-	-	-	<b>\$375,000</b>

# Neighborhoods

<b>2024 Total Funding</b>
<b>\$125,000</b>
<b>2024 New Borrowing</b>
<b>\$50,000</b>
<b>2024 City Funded</b>
<b>\$125,000</b>



## Funding Sources

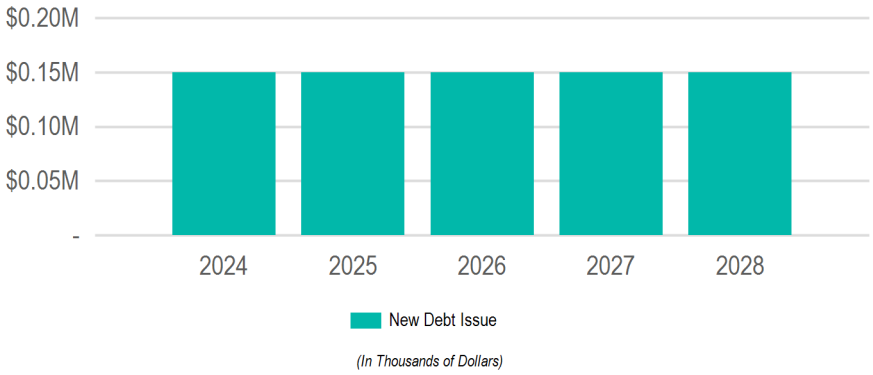
Source	2024	2025	2026	2027	2028	Total
<b>Borrowing</b>	\$50,000	-	-	-	-	<b>\$50,000</b>
New Debt Issue	\$50,000	-	-	-	-	<b>\$50,000</b>
<b>Taxation</b>	\$75,000	-	-	\$1,500,000	\$1,500,000	<b>\$3,075,000</b>
TIF Increment	\$75,000	-	-	\$1,500,000	\$1,500,000	<b>\$3,075,000</b>
	<b>\$125,000</b>	-	-	<b>\$1,500,000</b>	<b>\$1,500,000</b>	<b>\$3,125,000</b>

## Requests

Funding Source	Past	2024	2025	2026	2027	2028	Total
<b>[896]: Pine Street Corridor</b>							
<i>Planning and Development</i>							
<b>Other - TIF Increment - 11</b>	-	\$75,000	-	-	\$500,000	\$1,000,000	<b>\$1,575,000</b>
<b>Other - TIF Increment - 17</b>	-	-	-	-	\$1,000,000	\$500,000	<b>\$1,500,000</b>
	-	<b>\$75,000</b>	-	-	<b>\$1,500,000</b>	<b>\$1,500,000</b>	<b>\$3,075,000</b>
<b>[905]: Bicycle Route 1 Signage</b>							
<i>Planning and Development</i>							
<b>Borrowing - New Debt Issue</b>	-	\$50,000	-	-	-	-	<b>\$50,000</b>
	-	<b>\$50,000</b>	-	-	-	-	<b>\$50,000</b>

# Plans & Studies

<b>2024 Total Funding</b>
<b>\$150,000</b>
<b>2024 New Borrowing</b>
<b>\$150,000</b>
<b>2024 City Funded</b>
<b>\$150,000</b>



## Funding Sources

Source	2024	2025	2026	2027	2028	Total
<b>Borrowing</b>	\$150,000	\$150,000	\$150,000	\$150,000	\$150,000	<b>\$750,000</b>
New Debt Issue	\$150,000	\$150,000	\$150,000	\$150,000	\$150,000	<b>\$750,000</b>
	<b>\$150,000</b>	<b>\$150,000</b>	<b>\$150,000</b>	<b>\$150,000</b>	<b>\$150,000</b>	<b>\$750,000</b>

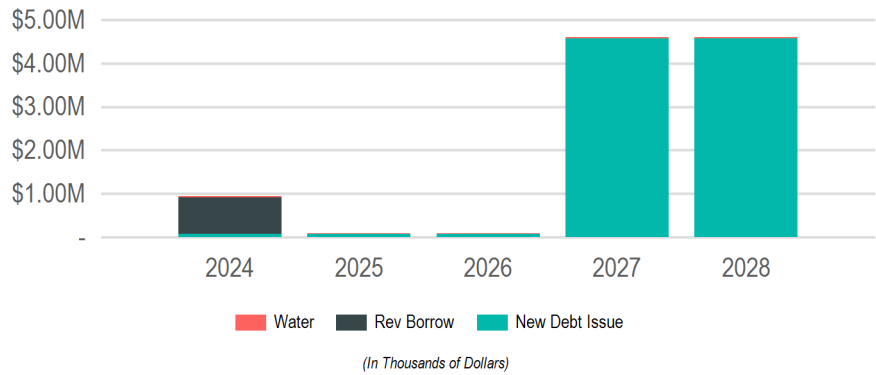
## Requests

Funding Source	Past	2024	2025	2026	2027	2028	Total
----------------	------	------	------	------	------	------	-------

<b>[804]: Climate Action Plan Implementation</b>							
<i>Planning and Development</i>							
<b>Borrowing - New Debt Issue</b>	\$150,000	\$150,000	\$150,000	\$150,000	\$150,000	\$150,000	<b>\$900,000</b>
	<b>\$150,000</b>	<b>\$150,000</b>	<b>\$150,000</b>	<b>\$150,000</b>	<b>\$150,000</b>	<b>\$150,000</b>	<b>\$900,000</b>

# Public Safety

<b>2024 Total Funding</b>
<b>\$945,000</b>
<b>2024 New Borrowing</b>
<b>\$920,000</b>
<b>2024 City Funded</b>
<b>\$945,000</b>



## Funding Sources

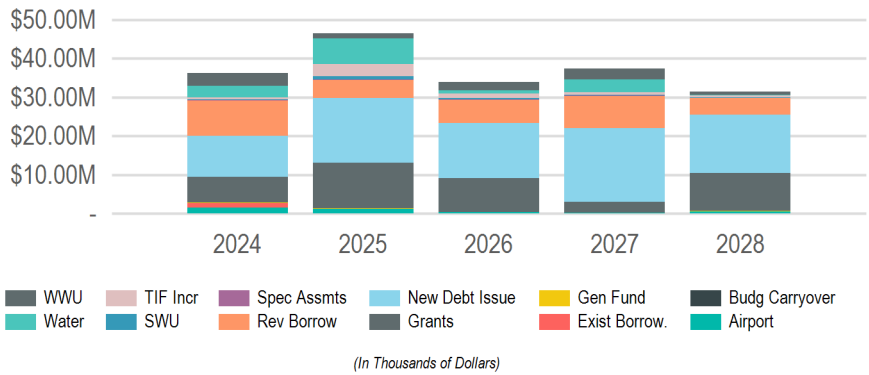
Source	2024	2025	2026	2027	2028	Total
<b>Borrowing</b>	\$920,000	\$70,000	\$70,000	\$4,570,000	\$4,570,000	<b>\$10,200,000</b>
New Debt Issue	\$70,000	\$70,000	\$70,000	\$4,570,000	\$4,570,000	<b>\$9,350,000</b>
Revenue Bonds/Notes	\$850,000	-	-	-	-	<b>\$850,000</b>
<b>Operating Funds</b>	\$25,000	\$25,000	\$25,000	\$25,000	\$25,000	<b>\$125,000</b>
Enterprise/Utility Funds	\$25,000	\$25,000	\$25,000	\$25,000	\$25,000	<b>\$125,000</b>
	<b>\$945,000</b>	<b>\$95,000</b>	<b>\$95,000</b>	<b>\$4,595,000</b>	<b>\$4,595,000</b>	<b>\$10,325,000</b>

## Requests

Funding Source	Past	2024	2025	2026	2027	2028	Total
<b>[889]: Parking Benefit District</b>							
<i>Parking Utility</i>							
<b>Borrowing - Revenue Bonds/Notes: Parking Utility</b>	-	\$850,000	-	-	-	-	<b>\$850,000</b>
	-	<b>\$850,000</b>	-	-	-	-	<b>\$850,000</b>
<b>[565]: Fiber, Wireless and other Telecommunications Infrastructure</b>							
<i>Information Technology; Police; Water Utility</i>							
<b>Borrowing - New Debt Issue</b>	\$210,000	\$70,000	\$70,000	\$70,000	\$70,000	\$70,000	<b>\$560,000</b>
<b>Operating - Water Utility Funds</b>	\$25,000	\$25,000	\$25,000	\$25,000	\$25,000	\$25,000	<b>\$150,000</b>
	<b>\$235,000</b>	<b>\$95,000</b>	<b>\$95,000</b>	<b>\$95,000</b>	<b>\$95,000</b>	<b>\$95,000</b>	<b>\$710,000</b>
<b>[894]: Fire Station #1 Replacement</b>							
<i>Fire</i>							
<b>Borrowing - New Debt Issue</b>	-	-	-	-	\$4,500,000	\$4,500,000	<b>\$9,000,000</b>
	-	-	-	-	<b>\$4,500,000</b>	<b>\$4,500,000</b>	<b>\$9,000,000</b>

# Transportation & Utilities

<b>2024 Total Funding</b>
<b>\$36,271,008</b>
<b>2024 New Borrowing</b>
<b>\$19,714,700</b>
<b>2024 City Funded</b>
<b>\$29,621,008</b>



## Sub Groups

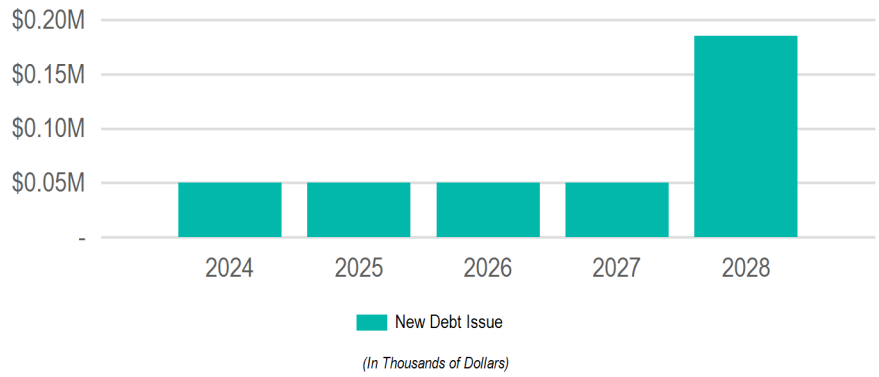
Sub Group	2024	2025	2026	2027	2028	Total
Alleys	\$50,000	\$50,000	\$50,000	\$50,000	\$185,000	\$385,000
Streets	\$16,565,308	\$25,986,015	\$20,025,000	\$23,233,200	\$14,252,544	\$100,062,067
Streetscaping & Lighting	\$1,540,000	\$455,000	\$1,655,000	\$1,540,000	\$5,400,000	\$10,590,000
Utilities	\$9,370,000	\$8,520,000	\$3,030,000	\$9,570,000	\$1,325,000	\$31,815,000
Airport	\$8,110,000	\$9,960,000	\$3,314,000	\$3,064,000	\$10,368,000	\$34,816,000
Bridges	\$635,700	\$1,460,300	\$5,842,700	\$25,000	-	\$7,963,700
<b>Total</b>	<b>\$36,271,008</b>	<b>\$46,431,315</b>	<b>\$33,916,700</b>	<b>\$37,482,200</b>	<b>\$31,530,544</b>	<b>\$185,631,767</b>

## Funding Sources

Source	2024	2025	2026	2027	2028	Total
<b>Borrowing</b>	\$19,714,700	\$21,265,433	\$20,342,300	\$27,269,200	\$19,369,400	\$107,961,033
New Debt Issue	\$10,633,700	\$16,605,733	\$14,244,300	\$19,014,000	\$15,052,000	\$75,549,733
Revenue Bonds/Notes	\$9,081,000	\$4,659,700	\$6,098,000	\$8,255,200	\$4,317,400	\$32,411,300
<b>Grants &amp; Other Intergovernmental</b>	\$6,650,000	\$11,741,000	\$8,673,900	\$2,850,000	\$9,770,000	\$39,684,900
Federal	\$6,300,000	\$8,100,000	\$6,035,400	\$2,700,000	\$9,180,000	\$32,315,400
State	\$350,000	\$3,641,000	\$2,638,500	\$150,000	\$590,000	\$7,369,500
<b>Operating Funds</b>	\$8,019,308	\$10,129,715	\$3,526,500	\$6,484,000	\$1,958,144	\$30,117,667
Enterprise/Utility Funds	\$7,902,000	\$10,059,500	\$3,526,500	\$6,484,000	\$1,923,000	\$29,895,000
General Fund	\$117,308	\$70,215	-	-	\$35,144	\$222,667
<b>Other</b>	\$1,230,000	-	-	-	-	\$1,230,000
Existing Borrowing Funds	\$1,230,000	-	-	-	-	\$1,230,000
<b>Taxation</b>	\$657,000	\$3,295,167	\$1,374,000	\$879,000	\$433,000	\$6,638,167
Special Assessments	\$120,000	\$120,000	\$120,000	\$120,000	-	\$480,000
TIF Increment	\$537,000	\$3,175,167	\$1,254,000	\$759,000	\$433,000	\$6,158,167
<b>Total</b>	<b>\$36,271,008</b>	<b>\$46,431,315</b>	<b>\$33,916,700</b>	<b>\$37,482,200</b>	<b>\$31,530,544</b>	<b>\$185,631,767</b>

# Alleys

<b>2024 Total Funding</b>
<b>\$50,000</b>
<b>2024 New Borrowing</b>
<b>\$50,000</b>
<b>2024 City Funded</b>
<b>\$50,000</b>



## Funding Sources

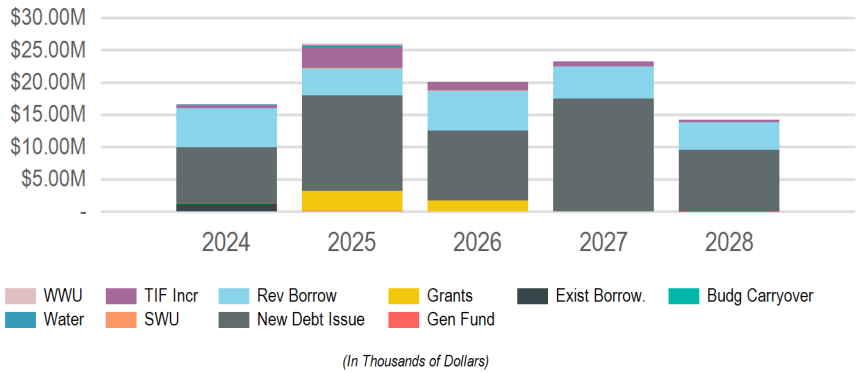
Source	2024	2025	2026	2027	2028	Total
<b>Borrowing</b>	\$50,000	\$50,000	\$50,000	\$50,000	\$185,000	<b>\$385,000</b>
New Debt Issue	\$50,000	\$50,000	\$50,000	\$50,000	\$185,000	<b>\$385,000</b>
	<b>\$50,000</b>	<b>\$50,000</b>	<b>\$50,000</b>	<b>\$50,000</b>	<b>\$185,000</b>	<b>\$385,000</b>

## Requests

Funding Source	Past	2024	2025	2026	2027	2028	Total
<b>[914]: Annual Miscellaneous Alley Pavement Replacement</b>							
<i>Streets</i>							
<b>Borrowing - New Debt Issue</b>	-	\$50,000	\$50,000	\$50,000	\$50,000	\$50,000	<b>\$250,000</b>
	-	\$50,000	\$50,000	\$50,000	\$50,000	\$50,000	<b>\$250,000</b>
<b>[891]: Olberg Ct - Alley Reconstruction</b>							
<i>Streets</i>							
<b>Borrowing - New Debt Issue</b>	-	-	-	-	-	\$135,000	<b>\$135,000</b>
	-	-	-	-	-	\$135,000	<b>\$135,000</b>

# Streets

<b>2024 Total Funding</b>
<b>\$16,565,308</b>
<b>2024 New Borrowing</b>
<b>\$14,684,000</b>
<b>2024 City Funded</b>
<b>\$16,565,308</b>



## Funding Sources

Source	2024	2025	2026	2027	2028	Total
<b>Borrowing</b>	\$14,684,000	\$18,920,133	\$16,925,000	\$22,474,200	\$13,784,400	\$86,787,733
New Debt Issue	\$8,603,000	\$14,760,433	\$10,827,000	\$17,519,000	\$9,467,000	\$61,176,433
Revenue Bonds/Notes	\$6,081,000	\$4,159,700	\$6,098,000	\$4,955,200	\$4,317,400	\$25,611,300
<b>Grants &amp; Other Intergovernmental</b>	-	\$3,111,000	\$1,726,000	-	-	\$4,837,000
State	-	\$3,111,000	\$1,726,000	-	-	\$4,837,000
<b>Operating Funds</b>	\$189,308	\$779,715	\$120,000	-	\$35,144	\$1,124,167
Enterprise/Utility Funds	\$72,000	\$709,500	\$120,000	-	-	\$901,500
General Fund	\$117,308	\$70,215	-	-	\$35,144	\$222,667
<b>Other</b>	\$1,230,000	-	-	-	-	\$1,230,000
Existing Borrowing Funds	\$1,230,000	-	-	-	-	\$1,230,000
<b>Taxation</b>	\$462,000	\$3,175,167	\$1,254,000	\$759,000	\$433,000	\$6,083,167
TIF Increment	\$462,000	\$3,175,167	\$1,254,000	\$759,000	\$433,000	\$6,083,167
	<b>\$16,565,308</b>	<b>\$25,986,015</b>	<b>\$20,025,000</b>	<b>\$23,233,200</b>	<b>\$14,252,544</b>	<b>\$100,062,067</b>

## Requests

Funding Source	Past	2024	2025	2026	2027	2028	Total
<b>[602]: Green Bay St - West Ave to East Ave</b>							
<i>Engineering; Streets; Water Utility</i>							
Borrowing - New Debt Issue	-	\$1,522,000	-	-	-	-	\$1,522,000
Borrowing - Revenue Bonds/Notes: Sanitary Sewer Utility	-	\$616,000	-	-	-	-	\$616,000
Borrowing - Revenue Bonds/Notes: Storm Water Utility	-	\$508,000	-	-	-	-	\$508,000
Borrowing - Revenue Bonds/Notes: Water Utility	-	\$304,000	-	-	-	-	\$304,000
	-	<b>\$2,950,000</b>	-	-	-	-	<b>\$2,950,000</b>
<b>[650]: Jackson St. Overlay from 3rd St. to 23rd St.</b>							
<i>Engineering; Streets</i>							
Borrowing - New Debt Issue	\$100,000	\$2,040,000	-	-	-	-	\$2,140,000
Grants - State	\$400,000	-	-	-	-	-	\$400,000
	<b>\$500,000</b>	<b>\$2,040,000</b>	-	-	-	-	<b>\$2,540,000</b>
<b>[423]: Saint Andrew Street - Wood St. to Dead End East</b>							
<i>Engineering; Sanitary Sewer Utility; Stormwater Utility; Streets; Water Utility</i>							
Borrowing - New Debt Issue	-	\$1,169,000	-	-	-	-	\$1,169,000
Borrowing - Revenue Bonds/Notes: Sanitary Sewer Utility	-	\$210,000	-	-	-	-	\$210,000
Borrowing - Revenue Bonds/Notes: Storm Water Utility	-	\$15,000	-	-	-	-	\$15,000
Borrowing - Revenue Bonds/Notes: Water Utility	-	\$500,000	-	-	-	-	\$500,000
	-	<b>\$1,894,000</b>	-	-	-	-	<b>\$1,894,000</b>
<b>[209]: Onalaska Ave - Moore St to Gohres St</b>							
<i>Stormwater Utility; Streets</i>							
Borrowing - Revenue Bonds/Notes: Sanitary Sewer Utility	-	\$335,000	-	-	-	-	\$335,000
Borrowing - Revenue Bonds/Notes: Storm Water Utility	-	\$684,000	-	-	-	-	\$684,000
Other - Existing Bond Funds	-	\$832,000	-	-	-	-	\$832,000
	-	<b>\$1,851,000</b>	-	-	-	-	<b>\$1,851,000</b>
<b>[49]: 28th Street South - Main St. to Cass St.</b>							
<i>Streets</i>							
Borrowing - New Debt Issue	-	\$601,000	-	-	-	-	\$601,000
Borrowing - Revenue Bonds/Notes: Sanitary Sewer Utility	-	\$230,000	-	-	-	-	\$230,000
Borrowing - Revenue Bonds/Notes: Storm Water Utility	-	\$155,000	-	-	-	-	\$155,000
	-	<b>\$986,000</b>	-	-	-	-	<b>\$986,000</b>

**Requests**

Funding Source	Past	2024	2025	2026	2027	2028	Total
<b>[183]: Moore St - Prospect St to dead end east</b>							
<i>Engineering; Stormwater Utility; Streets</i>							
Borrowing - Revenue Bonds/Notes: Sanitary Sewer Utility	-	\$250,000	-	-	-	-	\$250,000
Borrowing - Revenue Bonds/Notes: Storm Water Utility	-	\$240,000	-	-	-	-	\$240,000
Borrowing - Revenue Bonds/Notes: Water Utility	-	\$30,000	-	-	-	-	\$30,000
Other - Existing Bond Funds	-	\$398,000	-	-	-	-	\$398,000
	-	<b>\$918,000</b>	-	-	-	-	<b>\$918,000</b>
<b>[169]: 21st St N - Campbell Rd to State St</b>							
<i>Sanitary Sewer Utility; Streets</i>							
Borrowing - New Debt Issue	-	\$462,000	-	-	-	-	\$462,000
Borrowing - Revenue Bonds/Notes: Sanitary Sewer Utility	-	\$223,000	-	-	-	-	\$223,000
Borrowing - Revenue Bonds/Notes: Storm Water Utility	-	\$166,000	-	-	-	-	\$166,000
	-	<b>\$851,000</b>	-	-	-	-	<b>\$851,000</b>
<b>[134]: Saint James Street - Copeland Ave. to Caledonia St.</b>							
<i>Stormwater Utility; Streets; Water Utility</i>							
Borrowing - New Debt Issue	-	\$614,000	-	-	-	-	\$614,000
Borrowing - Revenue Bonds/Notes: Storm Water Utility	-	\$15,000	-	-	-	-	\$15,000
Borrowing - Revenue Bonds/Notes: Water Utility	-	\$45,000	-	-	-	-	\$45,000
	-	<b>\$674,000</b>	-	-	-	-	<b>\$674,000</b>
<b>[425]: 7th Street South - Ferry St. to Market St.</b>							
<i>Streets</i>							
Borrowing - Revenue Bonds/Notes: Sanitary Sewer Utility	-	\$75,000	-	-	-	-	\$75,000
Borrowing - Revenue Bonds/Notes: Storm Water Utility	-	\$110,000	-	-	-	-	\$110,000
Other - TIF Increment - 11	-	\$264,000	-	-	-	-	\$264,000
	-	<b>\$449,000</b>	-	-	-	-	<b>\$449,000</b>
<b>[268]: Citywide Traffic Implementation: Interconnect &amp; Synchronization</b>							
<i>Engineering</i>							
Borrowing - New Debt Issue	\$756,500	\$400,000	\$200,000	-	-	-	\$1,356,500
Grants - State	\$1,233,000	-	-	-	-	-	\$1,233,000
	<b>\$1,989,500</b>	<b>\$400,000</b>	<b>\$200,000</b>	-	-	-	<b>\$2,589,500</b>
<b>[881]: Vine Street - 14th St N to 16th St N</b>							
<i>Streets</i>							
Borrowing - New Debt Issue	-	\$72,000	-	-	-	-	\$72,000
Borrowing - Revenue Bonds/Notes: Sanitary Sewer Utility	-	\$215,000	-	-	-	-	\$215,000
Borrowing - Revenue Bonds/Notes: Storm Water Utility	-	\$110,000	-	-	-	-	\$110,000
	-	<b>\$397,000</b>	-	-	-	-	<b>\$397,000</b>
<b>[915]: Annual CIP Street Department Paving</b>							
<i>Streets</i>							
Borrowing - New Debt Issue	-	\$350,000	\$350,000	\$350,000	\$350,000	\$350,000	\$1,750,000
	-	<b>\$350,000</b>	<b>\$350,000</b>	<b>\$350,000</b>	<b>\$350,000</b>	<b>\$350,000</b>	<b>\$1,750,000</b>
<b>[430]: 28th Street South - Lincoln Ave. to Ward Ave.</b>							
<i>Engineering; Streets</i>							
Borrowing - New Debt Issue	-	\$50,000	-	-	-	-	\$50,000
Borrowing - Revenue Bonds/Notes: Storm Water Utility	-	\$45,000	-	-	-	-	\$45,000
Other - TIF Increment - 15	-	\$198,000	-	-	-	-	\$198,000
	-	<b>\$293,000</b>	-	-	-	-	<b>\$293,000</b>
<b>[860]: 9th Street S - Redfield St to Green Bay St</b>							
<i>Streets</i>							
Borrowing - Revenue Bonds/Notes: Sanitary Sewer Utility	-	\$145,000	-	-	-	-	\$145,000
Borrowing - Revenue Bonds/Notes: Storm Water Utility	-	\$70,000	-	-	-	-	\$70,000
Operating - Streets Operating Budget	-	\$11,800	-	-	-	-	\$11,800
	-	<b>\$226,800</b>	-	-	-	-	<b>\$226,800</b>
<b>[868]: Charles Street - Logan St to Clinton St</b>							
<i>Streets</i>							
Borrowing - Revenue Bonds/Notes: Sanitary Sewer Utility	-	\$125,000	-	-	-	-	\$125,000
Borrowing - Revenue Bonds/Notes: Storm Water Utility	-	\$70,000	-	-	-	-	\$70,000
Operating - Streets Operating Budget	-	\$23,000	-	-	-	-	\$23,000
	-	<b>\$218,000</b>	-	-	-	-	<b>\$218,000</b>
<b>[600]: Green Bay St - Losey Blvd to BNSF RR</b>							
<i>Engineering; Stormwater Utility; Streets; Water Utility</i>							
Borrowing - New Debt Issue	-	\$200,000	-	\$1,087,000	-	-	\$1,287,000
Borrowing - Revenue Bonds/Notes: Sanitary Sewer Utility	-	-	-	\$125,000	-	-	\$125,000
Borrowing - Revenue Bonds/Notes: Storm Water Utility	-	-	-	\$445,000	-	-	\$445,000
	-	<b>\$200,000</b>	-	<b>\$1,657,000</b>	-	-	<b>\$1,857,000</b>



**Requests**

Funding Source	Past	2024	2025	2026	2027	2028	Total
<b>[873]: Highland Street - Dead End W to 26th St S</b>							
<i>Streets</i>							
Borrowing - New Debt Issue	-	\$22,000	-	-	-	-	\$22,000
Borrowing - Revenue Bonds/Notes: Sanitary Sewer Utility	-	\$75,000	-	-	-	-	\$75,000
Borrowing - Revenue Bonds/Notes: Storm Water Utility	-	\$95,000	-	-	-	-	\$95,000
	-	\$192,000	-	-	-	-	\$192,000
<b>[277]: ADA Transition Plan</b>							
<i>Engineering</i>							
Borrowing - New Debt Issue	\$150,000	\$150,000	\$150,000	-	-	-	\$450,000
Other - Existing Bond Funds	\$50,000	-	-	-	-	-	\$50,000
	\$200,000	\$150,000	\$150,000	-	-	-	\$500,000
<b>[763]: Annual Capital Pavement Maintenance Program</b>							
<i>Engineering; Streets</i>							
Borrowing - New Debt Issue	\$150,000	\$150,000	\$200,000	\$200,000	\$250,000	\$250,000	\$1,200,000
	\$150,000	\$150,000	\$200,000	\$200,000	\$250,000	\$250,000	\$1,200,000
<b>[913]: Annual Miscellaneous Curb Gutter &amp; Pavement Replacement</b>							
<i>Streets</i>							
Borrowing - New Debt Issue	-	\$150,000	\$150,000	\$150,000	\$150,000	\$150,000	\$750,000
	-	\$150,000	\$150,000	\$150,000	\$150,000	\$150,000	\$750,000
<b>[878]: Liberty Street - St James Street to St Cloud St</b>							
<i>Streets</i>							
Borrowing - New Debt Issue	-	\$42,000	-	-	-	-	\$42,000
Borrowing - Revenue Bonds/Notes: Sanitary Sewer Utility	-	\$95,000	-	-	-	-	\$95,000
	-	\$137,000	-	-	-	-	\$137,000
<b>[858]: 14th St S - Barlow to Weston</b>							
<i>Streets</i>							
Borrowing - Revenue Bonds/Notes: Sanitary Sewer Utility	-	\$65,000	-	-	-	-	\$65,000
Borrowing - Revenue Bonds/Notes: Storm Water Utility	-	\$60,000	-	-	-	-	\$60,000
Operating - Streets Operating Budget	-	\$10,700	-	-	-	-	\$10,700
	-	\$135,700	-	-	-	-	\$135,700
<b>[870]: 34th Street South - Meadow Lane PI to Dead End N</b>							
<i>Streets</i>							
Borrowing - New Debt Issue	-	\$22,000	-	-	-	-	\$22,000
Borrowing - Revenue Bonds/Notes: Sanitary Sewer Utility	-	\$50,000	-	-	-	-	\$50,000
Borrowing - Revenue Bonds/Notes: Storm Water Utility	-	\$50,000	-	-	-	-	\$50,000
	-	\$122,000	-	-	-	-	\$122,000
<b>[871]: 35th Street S - Meadow Lane PI to Dead End N</b>							
<i>Streets</i>							
Borrowing - New Debt Issue	-	\$22,000	-	-	-	-	\$22,000
Borrowing - Revenue Bonds/Notes: Sanitary Sewer Utility	-	\$50,000	-	-	-	-	\$50,000
Borrowing - Revenue Bonds/Notes: Storm Water Utility	-	\$50,000	-	-	-	-	\$50,000
	-	\$122,000	-	-	-	-	\$122,000
<b>[649]: Bliss Road Slope Stabilization</b>							
<i>Engineering; Streets</i>							
Borrowing - New Debt Issue	\$70,400	\$100,000	\$300,000	\$300,000	\$300,000	-	\$1,070,400
Other - Existing Bond Funds	\$279,600	-	-	-	-	-	\$279,600
	\$350,000	\$100,000	\$300,000	\$300,000	\$300,000	-	\$1,350,000
<b>[594]: 6th Street South - State Street to Cass Street</b>							
<i>Engineering; Sanitary Sewer Utility; Stormwater Utility; Streets; Water Utility</i>							
Borrowing - New Debt Issue	\$100,000	\$75,000	\$1,700,000	-	-	-	\$1,875,000
Grants - State	-	-	\$2,300,000	-	-	-	\$2,300,000
Operating - Sanitary Sewer Utility Funds	-	-	\$175,000	-	-	-	\$175,000
Operating - Storm Water Utility Funds	-	-	\$125,000	-	-	-	\$125,000
Operating - Water Utility Funds	-	-	\$50,000	-	-	-	\$50,000
	\$100,000	\$75,000	\$4,350,000	-	-	-	\$4,525,000
<b>[908]: Smith Valley Road Traffic Calming</b>							
<i>Engineering</i>							
Borrowing - New Debt Issue	-	\$75,000	-	-	-	-	\$75,000
	-	\$75,000	-	-	-	-	\$75,000
<b>[880]: Sunset Lane - Sunnyslope Rd to Gillette St</b>							
<i>Streets</i>							
Borrowing - New Debt Issue	-	\$62,000	-	-	-	-	\$62,000
	-	\$62,000	-	-	-	-	\$62,000

**Requests**

Funding Source	Past	2024	2025	2026	2027	2028	Total
<b>[728]: WIS 35 - La Crosse Co Line to Garner PI</b>							
<i>Engineering; Water Utility</i>							
Borrowing - New Debt Issue	\$65,000	\$30,000	-	-	-	-	\$95,000
Operating - Sanitary Sewer Utility Funds	\$80,000	-	-	-	-	-	\$80,000
Operating - Storm Water Utility Funds	\$90,000	-	-	-	-	-	\$90,000
Operating - Water Utility Funds	\$45,000	\$30,000	-	-	-	-	\$75,000
	<b>\$280,000</b>	<b>\$60,000</b>	-	-	-	-	<b>\$340,000</b>
<b>[106]: Gillette St - Caledonia St to George St (STP-Urban)</b>							
<i>Engineering; Sanitary Sewer Utility; Stormwater Utility; Streets; Water Utility</i>							
Borrowing - New Debt Issue	\$400,000	\$10,000	-	-	-	-	\$410,000
Grants - Federal	\$1,031,516	-	-	-	-	-	\$1,031,516
Operating - Sanitary Sewer Utility Funds	\$250,000	-	-	-	-	-	\$250,000
Operating - Storm Water Utility Funds	\$67,000	-	-	-	-	-	\$67,000
Operating - Water Utility Funds	\$20,000	\$42,000	-	-	-	-	\$62,000
	<b>\$1,768,516</b>	<b>\$52,000</b>	-	-	-	-	<b>\$1,820,516</b>
<b>[852]: Gladys Street Traffic Calming</b>							
<i>Engineering</i>							
Borrowing - New Debt Issue	-	\$50,000	-	-	-	-	\$50,000
	-	<b>\$50,000</b>	-	-	-	-	<b>\$50,000</b>
<b>[875]: Laurel Street - Old Town Hall Rd to Sunnyside Dr</b>							
<i>Streets</i>							
Borrowing - New Debt Issue	-	\$42,000	-	-	-	-	\$42,000
	-	<b>\$42,000</b>	-	-	-	-	<b>\$42,000</b>
<b>[801]: Sunset Lane - Sunnyslope Rd to Gillette St.</b>							
<i>Streets</i>							
Operating - Streets Operating Budget	-	\$36,708	-	-	-	-	\$36,708
	-	<b>\$36,708</b>	-	-	-	-	<b>\$36,708</b>
<b>[888]: Main Street Traffic Calming</b>							
<i>Engineering</i>							
Borrowing - New Debt Issue	-	\$25,000	-	-	-	-	\$25,000
	-	<b>\$25,000</b>	-	-	-	-	<b>\$25,000</b>
<b>[872]: Bennett Street - East Ave to 19th St S</b>							
<i>Streets</i>							
Borrowing - New Debt Issue	-	\$22,000	-	-	-	-	\$22,000
	-	<b>\$22,000</b>	-	-	-	-	<b>\$22,000</b>
<b>[874]: Horton Street - East Ave to 19th St S</b>							
<i>Streets</i>							
Borrowing - New Debt Issue	-	\$22,000	-	-	-	-	\$22,000
	-	<b>\$22,000</b>	-	-	-	-	<b>\$22,000</b>
<b>[876]: Linwood Court - Sunnyside Dr to Dead End S</b>							
<i>Streets</i>							
Borrowing - New Debt Issue	-	\$22,000	-	-	-	-	\$22,000
	-	<b>\$22,000</b>	-	-	-	-	<b>\$22,000</b>
<b>[867]: Charles Street - Clinton St to St. Paul St</b>							
<i>Streets</i>							
Operating - Streets Operating Budget	-	\$14,500	-	-	-	-	\$14,500
	-	<b>\$14,500</b>	-	-	-	-	<b>\$14,500</b>
<b>[859]: 20th Street S - Redfield St. to Green Bay St.</b>							
<i>Streets</i>							
Operating - Streets Operating Budget	-	\$12,400	-	-	-	-	\$12,400
	-	<b>\$12,400</b>	-	-	-	-	<b>\$12,400</b>
<b>[503]: Signal Upgrades - Monotubes on Connecting Highways (HSIP)</b>							
<i>Engineering; Streets</i>							
Borrowing - New Debt Issue	-	\$10,000	-	-	-	-	\$10,000
Special - Budget Carryover Funds	\$175,000	-	-	-	-	-	\$175,000
	<b>\$175,000</b>	<b>\$10,000</b>	-	-	-	-	<b>\$185,000</b>
<b>[504]: Intersection Safety Improvements - West Ave (HSIP)</b>							
<i>Engineering; Streets</i>							
Borrowing - New Debt Issue	\$106,000	\$10,000	-	-	-	-	\$116,000
	<b>\$106,000</b>	<b>\$10,000</b>	-	-	-	-	<b>\$116,000</b>
<b>[730]: 2022 Highway Safety Improvement Program Construction</b>							
<i>Engineering</i>							
Borrowing - New Debt Issue	\$150,000	\$10,000	-	-	-	-	\$160,000
	<b>\$150,000</b>	<b>\$10,000</b>	-	-	-	-	<b>\$160,000</b>

**Requests**

Funding Source	Past	2024	2025	2026	2027	2028	Total
<b>[869]: East Avenue - Ferry St to Market St</b>							
<i>Streets</i>							
Operating - Streets Operating Budget	-	\$8,200	-	-	-	-	\$8,200
	-	\$8,200	-	-	-	-	\$8,200
<b>[436]: Ferry Street - 11th St. to 15th St.</b>							
<i>Engineering; Stormwater Utility; Streets</i>							
Borrowing - Revenue Bonds/Notes: Storm Water Utility	-	-	\$625,000	-	-	-	\$625,000
Other - TIF Increment - 11	-	-	\$1,625,000	-	-	-	\$1,625,000
	-	-	\$2,250,000	-	-	-	\$2,250,000
<b>[598]: Green Bay St - 22nd St S to Losey Blvd</b>							
<i>Engineering; Stormwater Utility; Water Utility</i>							
Borrowing - New Debt Issue	\$160,000	-	\$875,000	-	-	-	\$1,035,000
Borrowing - Revenue Bonds/Notes: Storm Water Utility	-	-	\$250,000	-	-	-	\$250,000
Borrowing - Revenue Bonds/Notes: Water Utility	-	-	\$300,000	-	-	-	\$300,000
Grants - State	-	-	\$811,000	-	-	-	\$811,000
	\$160,000	-	\$2,236,000	-	-	-	\$2,396,000
<b>[171]: Buchner Pl - Copeland Ave to Dead End West</b>							
<i>Sanitary Sewer Utility; Stormwater Utility; Streets</i>							
Borrowing - Revenue Bonds/Notes: Sanitary Sewer Utility	-	-	\$377,000	-	-	-	\$377,000
Borrowing - Revenue Bonds/Notes: Storm Water Utility	-	-	\$252,500	-	-	-	\$252,500
Other - TIF Increment - 18	-	-	\$1,175,500	-	-	-	\$1,175,500
	-	-	\$1,805,000	-	-	-	\$1,805,000
<b>[435]: 15th Street - Cass St. to Ferry St.</b>							
<i>Stormwater Utility; Streets</i>							
Borrowing - New Debt Issue	-	-	\$1,320,000	-	-	-	\$1,320,000
Borrowing - Revenue Bonds/Notes: Storm Water Utility	-	-	\$312,000	-	-	-	\$312,000
	-	-	\$1,632,000	-	-	-	\$1,632,000
<b>[220]: 20th St S - Hyde Ave to Weston St</b>							
<i>Engineering; Stormwater Utility; Streets</i>							
Borrowing - New Debt Issue	-	-	\$756,000	-	-	-	\$756,000
Borrowing - Revenue Bonds/Notes: Sanitary Sewer Utility	-	-	\$230,000	-	-	-	\$230,000
Borrowing - Revenue Bonds/Notes: Storm Water Utility	-	-	\$210,000	-	-	-	\$210,000
Borrowing - Revenue Bonds/Notes: Water Utility	-	-	\$210,000	-	-	-	\$210,000
	-	-	\$1,406,000	-	-	-	\$1,406,000
<b>[593]: Redfield Street - 21st Street South to Losey Boulevard</b>							
<i>Engineering; Streets; Water Utility</i>							
Borrowing - New Debt Issue	-	-	\$552,600	-	-	-	\$552,600
Borrowing - Revenue Bonds/Notes: Water Utility	-	-	\$847,800	-	-	-	\$847,800
	-	-	\$1,400,400	-	-	-	\$1,400,400
<b>[64]: Lauderdale Place - George St. to Lauderdale Ct.</b>							
<i>Engineering</i>							
Borrowing - New Debt Issue	-	-	\$1,370,000	-	-	-	\$1,370,000
	-	-	\$1,370,000	-	-	-	\$1,370,000
<b>[421]: Livingston Street - Liberty St. to George St.</b>							
<i>Sanitary Sewer Utility; Stormwater Utility; Streets</i>							
Borrowing - New Debt Issue	-	-	\$860,000	-	-	-	\$860,000
Borrowing - Revenue Bonds/Notes: Sanitary Sewer Utility	-	-	\$116,400	-	-	-	\$116,400
Borrowing - Revenue Bonds/Notes: Storm Water Utility	-	-	\$231,000	-	-	-	\$231,000
	-	-	\$1,207,400	-	-	-	\$1,207,400
<b>[911]: Island Street - George St to Loomis St</b>							
<i>Engineering</i>							
Borrowing - New Debt Issue	-	-	\$703,500	-	-	-	\$703,500
Operating - Sanitary Sewer Utility Funds	-	-	\$120,000	-	-	-	\$120,000
Operating - Storm Water Utility Funds	-	-	\$59,500	-	-	-	\$59,500
Operating - Water Utility Funds	-	-	\$180,000	-	-	-	\$180,000
	-	-	\$1,063,000	-	-	-	\$1,063,000
<b>[761]: Annual Traffic Signal Replacement Program</b>							
<i>Engineering</i>							
Borrowing - New Debt Issue	\$1,000,000	-	\$1,000,000	\$1,100,000	\$1,100,000	\$1,200,000	\$5,400,000
	\$1,000,000	-	\$1,000,000	\$1,100,000	\$1,100,000	\$1,200,000	\$5,400,000
<b>[159]: 16th St N - Vine St to Main St</b>							
<i>Engineering; Stormwater Utility; Streets</i>							
Borrowing - New Debt Issue	-	-	\$860,000	-	-	-	\$860,000
Borrowing - Revenue Bonds/Notes: Storm Water Utility	-	-	\$126,000	-	-	-	\$126,000
	-	-	\$986,000	-	-	-	\$986,000

**Requests**

Funding Source	Past	2024	2025	2026	2027	2028	Total
<b>[162]: 17th Street South - Chase St. to South Ave.</b>							
<i>Engineering; Streets</i>							
Borrowing - New Debt Issue	-	-	\$670,000	-	-	-	\$670,000
	-	-	\$670,000	-	-	-	\$670,000
<b>[910]: Wood Street - St. Andrew to Dead End S</b>							
<i>Engineering</i>							
Borrowing - New Debt Issue	-	-	\$655,000	-	-	-	\$655,000
	-	-	\$655,000	-	-	-	\$655,000
<b>[666]: Jansen Place - State Highway 16 to County Highway PH</b>							
<i>Engineering; Streets</i>							
Borrowing - New Debt Issue	-	-	\$590,000	-	-	-	\$590,000
	-	-	\$590,000	-	-	-	\$590,000
<b>[47]: 22nd Street South - Hyde Ave. to Weston St.</b>							
<i>Engineering; Streets</i>							
Borrowing - New Debt Issue	-	-	\$583,000	-	-	-	\$583,000
	-	-	\$583,000	-	-	-	\$583,000
<b>[179]: Lincoln Avenue - 29th St. to 32nd St.</b>							
<i>Streets</i>							
Borrowing - New Debt Issue	-	-	\$187,333	-	-	-	\$187,333
Other - TIF Increment - 15	-	-	\$374,667	-	-	-	\$374,667
	-	-	\$562,000	-	-	-	\$562,000
<b>[798]: Robinsdale Avenue - Mormon Coulee Rd to 28th St.</b>							
<i>Engineering; Streets</i>							
Borrowing - New Debt Issue	-	-	\$400,000	-	-	-	\$400,000
Operating - Streets Operating Budget	-	-	\$54,000	-	-	-	\$54,000
	-	-	\$454,000	-	-	-	\$454,000
<b>[212]: State St - 16th St to 17th St</b>							
<i>Stormwater Utility; Streets</i>							
Borrowing - New Debt Issue	-	-	\$328,000	-	-	-	\$328,000
Borrowing - Revenue Bonds/Notes: Storm Water Utility	-	-	\$72,000	-	-	-	\$72,000
	-	-	\$400,000	-	-	-	\$400,000
<b>[800]: Stanley Court - Eastbrook Dr. to Dead End West</b>							
<i>Streets</i>							
Operating - Streets Operating Budget	-	-	\$16,215	-	-	-	\$16,215
	-	-	\$16,215	-	-	-	\$16,215
<b>[781]: Losey Boulevard - Park Dr. to Main St.</b>							
<i>Engineering; Stormwater Utility; Streets</i>							
Borrowing - New Debt Issue	-	-	-	\$4,740,000	-	-	\$4,740,000
Borrowing - Revenue Bonds/Notes: Sanitary Sewer Utility	-	-	-	\$585,000	-	-	\$585,000
Borrowing - Revenue Bonds/Notes: Storm Water Utility	-	-	-	\$951,000	-	-	\$951,000
Borrowing - Revenue Bonds/Notes: Water Utility	-	-	-	\$2,300,000	-	-	\$2,300,000
	-	-	-	\$8,576,000	-	-	\$8,576,000
<b>[182]: Monitor St - Rose St to Lang Dr</b>							
<i>Stormwater Utility; Streets; Water Utility</i>							
Borrowing - New Debt Issue	\$310,000	-	-	\$950,000	-	-	\$1,260,000
Borrowing - Revenue Bonds/Notes: Sanitary Sewer Utility	-	-	-	\$325,000	-	-	\$325,000
Borrowing - Revenue Bonds/Notes: Storm Water Utility	-	-	-	\$215,000	-	-	\$215,000
Borrowing - Revenue Bonds/Notes: Water Utility	-	-	-	\$400,000	-	-	\$400,000
Grants - State	-	-	-	\$1,726,000	-	-	\$1,726,000
	\$310,000	-	-	\$3,616,000	-	-	\$3,926,000
<b>[680]: 8th Street South - Johnson Street to Denton Street</b>							
<i>Engineering; Sanitary Sewer Utility; Streets</i>							
Borrowing - New Debt Issue	-	-	-	\$500,000	\$500,000	-	\$1,000,000
Borrowing - Revenue Bonds/Notes: Sanitary Sewer Utility	-	-	-	\$59,000	\$59,000	-	\$118,000
Borrowing - Revenue Bonds/Notes: Storm Water Utility	-	-	-	\$99,000	\$99,000	-	\$198,000
Borrowing - Revenue Bonds/Notes: Water Utility	-	-	-	\$155,000	\$155,000	-	\$310,000
Operating - Sanitary Sewer Utility Funds	\$16,000	-	-	-	-	-	\$16,000
Operating - Streets Operating Budget	\$7,410	-	-	-	-	-	\$7,410
	\$23,410	-	-	\$813,000	\$813,000	-	\$1,649,410
<b>[40]: 7th Street - La Crosse St. to Dead End North</b>							
<i>Engineering; Stormwater Utility; Streets</i>							
Operating - Storm Water Utility Funds	-	-	-	\$120,000	-	-	\$120,000
Other - TIF Increment - 11	-	-	-	\$533,000	-	-	\$533,000
	-	-	-	\$653,000	-	-	\$653,000

**Requests**

Funding Source	Past	2024	2025	2026	2027	2028	Total
<b>[428]: 21st Street South - Jackson St. to Johnson St.</b>							
<i>Engineering; Streets</i>							
Borrowing - New Debt Issue	-	-	-	\$591,000	-	-	\$591,000
Borrowing - Revenue Bonds/Notes: Storm Water Utility	-	-	-	\$30,000	-	-	\$30,000
	-	-	-	<b>\$621,000</b>	-	-	<b>\$621,000</b>
<b>[222]: 21st Pl S - Townsend St to Bennett St</b>							
<i>Engineering; Stormwater Utility; Streets</i>							
Borrowing - New Debt Issue	-	-	-	\$186,000	-	-	\$186,000
Borrowing - Revenue Bonds/Notes: Storm Water Utility	-	-	-	\$330,000	-	-	\$330,000
	-	-	-	<b>\$516,000</b>	-	-	<b>\$516,000</b>
<b>[224]: Johnson Street - 5th Ave. to 7th St.</b>							
<i>Engineering; Streets</i>							
Other - TIF Increment - 11	-	-	-	\$457,000	-	-	\$457,000
	-	-	-	<b>\$457,000</b>	-	-	<b>\$457,000</b>
<b>[223]: East Ave - Weston St to Horton St</b>							
<i>Engineering; Stormwater Utility; Streets</i>							
Borrowing - New Debt Issue	-	-	-	\$301,000	-	-	\$301,000
Borrowing - Revenue Bonds/Notes: Storm Water Utility	-	-	-	\$79,000	-	-	\$79,000
	-	-	-	<b>\$380,000</b>	-	-	<b>\$380,000</b>
<b>[429]: 23rd Street South - Hyde Ave. to Barlow St.</b>							
<i>Streets</i>							
Borrowing - New Debt Issue	-	-	-	\$372,000	-	-	\$372,000
	-	-	-	<b>\$372,000</b>	-	-	<b>\$372,000</b>
<b>[433]: Hagar Street - Liberty St. to Avon St.</b>							
<i>Engineering; Streets</i>							
Other - TIF Increment - 16	-	-	-	\$264,000	-	-	\$264,000
	-	-	-	<b>\$264,000</b>	-	-	<b>\$264,000</b>
<b>[909]: Losey Boulevard - Main St to Market St</b>							
<i>Engineering; Sanitary Sewer Utility; Stormwater Utility; Streets; Water Utility</i>							
Borrowing - New Debt Issue	-	-	-	-	\$5,051,000	-	\$5,051,000
Borrowing - Revenue Bonds/Notes: Sanitary Sewer Utility	-	-	-	-	\$585,000	-	\$585,000
Borrowing - Revenue Bonds/Notes: Storm Water Utility	-	-	-	-	\$950,000	-	\$950,000
	-	-	-	-	<b>\$6,586,000</b>	-	<b>\$6,586,000</b>
<b>[596]: Cunningham Street - Larson Street to Dead End East</b>							
<i>Engineering; Stormwater Utility; Streets</i>							
Borrowing - New Debt Issue	-	-	-	-	\$1,500,000	-	\$1,500,000
Borrowing - Revenue Bonds/Notes: Storm Water Utility	-	-	-	-	\$750,000	-	\$750,000
	-	-	-	-	<b>\$2,250,000</b>	-	<b>\$2,250,000</b>
<b>[601]: Green Bay St - 9th St S to West Ave</b>							
<i>Engineering; Stormwater Utility</i>							
Borrowing - New Debt Issue	-	-	-	-	\$2,137,000	-	\$2,137,000
Borrowing - Revenue Bonds/Notes: Storm Water Utility	-	-	-	-	\$106,000	-	\$106,000
	-	-	-	-	<b>\$2,243,000</b>	-	<b>\$2,243,000</b>
<b>[670]: 10th Street North - Pine Street to Main Street</b>							
<i>Engineering; Stormwater Utility; Streets</i>							
Borrowing - New Debt Issue	-	-	-	-	\$1,350,000	-	\$1,350,000
Borrowing - Revenue Bonds/Notes: Storm Water Utility	-	-	-	-	\$450,000	-	\$450,000
	-	-	-	-	<b>\$1,800,000</b>	-	<b>\$1,800,000</b>
<b>[595]: 16th St S - Johnson St to Farnam St</b>							
<i>Engineering; Stormwater Utility; Streets</i>							
Borrowing - New Debt Issue	-	-	-	-	\$1,070,000	-	\$1,070,000
Borrowing - Revenue Bonds/Notes: Storm Water Utility	-	-	-	-	\$470,000	-	\$470,000
	-	-	-	-	<b>\$1,540,000</b>	-	<b>\$1,540,000</b>
<b>[160]: 17th Pl S - Main St to Cass St</b>							
<i>Sanitary Sewer Utility; Streets; Water Utility</i>							
Borrowing - New Debt Issue	-	-	-	-	\$670,000	-	\$670,000
Borrowing - Revenue Bonds/Notes: Sanitary Sewer Utility	-	-	-	-	\$329,800	-	\$329,800
Borrowing - Revenue Bonds/Notes: Water Utility	-	-	-	-	\$407,400	-	\$407,400
	-	-	-	-	<b>\$1,407,200</b>	-	<b>\$1,407,200</b>
<b>[174]: Charles St - Island St to Hagar St</b>							
<i>Engineering; Stormwater Utility; Streets</i>							
Borrowing - Revenue Bonds/Notes: Storm Water Utility	-	-	-	-	\$218,000	-	\$218,000
Other - TIF Increment - 16	-	-	-	-	\$759,000	-	\$759,000
	-	-	-	-	<b>\$977,000</b>	-	<b>\$977,000</b>

**Requests**

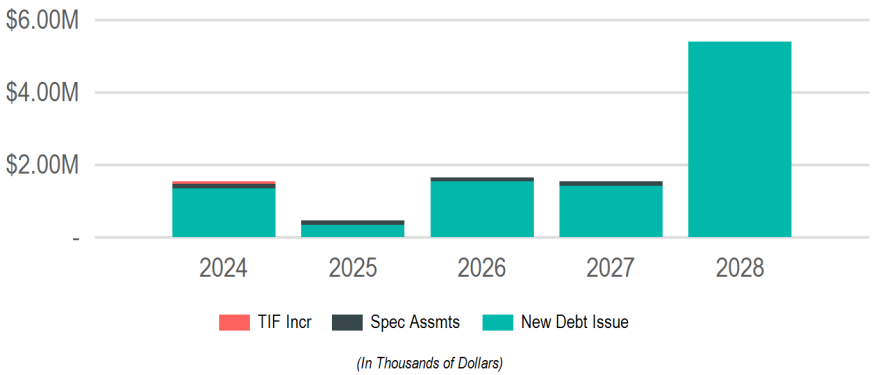
Funding Source	Past	2024	2025	2026	2027	2028	Total
<b>[431]: 31st Street South - State Rd. to East Fairchild St.</b>							
<i>Engineering; Streets</i>							
Borrowing - New Debt Issue	-	-	-	-	\$945,000	-	\$945,000
	-	-	-	-	\$945,000	-	\$945,000
<b>[58]: George Street - Wittenberg Pl. to Onalaska Ave.</b>							
<i>Sanitary Sewer Utility; Stormwater Utility; Streets; Water Utility</i>							
Borrowing - New Debt Issue	-	-	-	-	\$411,000	-	\$411,000
Borrowing - Revenue Bonds/Notes: Sanitary Sewer Utility	-	-	-	-	\$120,000	-	\$120,000
Borrowing - Revenue Bonds/Notes: Storm Water Utility	-	-	-	-	\$66,000	-	\$66,000
Borrowing - Revenue Bonds/Notes: Water Utility	-	-	-	-	\$140,000	-	\$140,000
	-	-	-	-	\$737,000	-	\$737,000
<b>[673]: Hood Street - Joseph Houska Drive to Bridge</b>							
<i>Engineering; Streets</i>							
Borrowing - New Debt Issue	-	-	-	-	\$709,000	-	\$709,000
	-	-	-	-	\$709,000	-	\$709,000
<b>[213]: Birch Street - 29th St. to Dead End East</b>							
<i>Engineering; Streets</i>							
Borrowing - New Debt Issue	-	-	-	-	\$373,000	-	\$373,000
Borrowing - Revenue Bonds/Notes: Storm Water Utility	-	-	-	-	\$50,000	-	\$50,000
	-	-	-	-	\$423,000	-	\$423,000
<b>[137]: Vine Street - Front St. to 2nd St.</b>							
<i>Engineering; Streets</i>							
Borrowing - New Debt Issue	-	-	-	-	\$275,000	-	\$275,000
	-	-	-	-	\$275,000	-	\$275,000
<b>[672]: Ray Place - Strong Avenue to Dead End East</b>							
<i>Engineering; Streets</i>							
Borrowing - New Debt Issue	-	-	-	-	\$240,000	-	\$240,000
	-	-	-	-	\$240,000	-	\$240,000
<b>[46]: 20th Street South - Park Ave. to Denton St.</b>							
<i>Streets</i>							
Borrowing - New Debt Issue	-	-	-	-	\$138,000	-	\$138,000
	-	-	-	-	\$138,000	-	\$138,000
<b>[597]: Farnam St - 16th St S to 20th St S</b>							
<i>Engineering; Stormwater Utility; Streets</i>							
Borrowing - New Debt Issue	-	-	-	-	-	\$900,000	\$900,000
Borrowing - Revenue Bonds/Notes: Storm Water Utility	-	-	-	-	-	\$1,000,000	\$1,000,000
	-	-	-	-	-	\$1,900,000	\$1,900,000
<b>[234]: Sims Place - Western Terminus to South Ave</b>							
<i>Engineering; Stormwater Utility; Streets</i>							
Borrowing - New Debt Issue	-	-	-	-	-	\$800,000	\$800,000
Borrowing - Revenue Bonds/Notes: Storm Water Utility	-	-	-	-	-	\$1,000,000	\$1,000,000
	-	-	-	-	-	\$1,800,000	\$1,800,000
<b>[229]: Weston Street - East Ave. to 21st Pl. S</b>							
<i>Engineering; Stormwater Utility; Streets</i>							
Borrowing - New Debt Issue	-	-	-	-	-	\$916,000	\$916,000
Borrowing - Revenue Bonds/Notes: Storm Water Utility	-	-	-	-	-	\$637,000	\$637,000
	-	-	-	-	-	\$1,553,000	\$1,553,000
<b>[432]: Elm Drive - Easter Rd. to Valleyview Pl.</b>							
<i>Streets</i>							
Borrowing - New Debt Issue	-	-	-	-	-	\$1,439,000	\$1,439,000
	-	-	-	-	-	\$1,439,000	\$1,439,000
<b>[424]: Sunset Drive - Green Bay St. to State Rd.</b>							
<i>Engineering; Streets; Water Utility</i>							
Borrowing - New Debt Issue	-	-	-	-	-	\$537,000	\$537,000
Borrowing - Revenue Bonds/Notes: Water Utility	-	-	-	-	-	\$205,000	\$205,000
	-	-	-	-	-	\$742,000	\$742,000
<b>[671]: Liberty Street - Sill Street to Clinton Street</b>							
<i>Engineering; Streets</i>							
Borrowing - New Debt Issue	-	-	-	-	-	\$741,000	\$741,000
	-	-	-	-	-	\$741,000	\$741,000
<b>[181]: Milwaukee St- Buchner Pl to Causeway Blvd</b>							
<i>Engineering; Stormwater Utility; Streets</i>							
Borrowing - Revenue Bonds/Notes: Storm Water Utility	-	-	-	-	-	\$292,000	\$292,000
Other - TIF Increment - 18	-	-	-	-	-	\$433,000	\$433,000
	-	-	-	-	-	\$725,000	\$725,000

**Requests**

Funding Source	Past	2024	2025	2026	2027	2028	Total
<b>[228]: Travis Street - East Ave. to 20th St. S</b>							
<i>Engineering; Stormwater Utility; Streets</i>							
Borrowing - New Debt Issue	-	-	-	-	-	\$377,000	\$377,000
Borrowing - Revenue Bonds/Notes: Storm Water Utility	-	-	-	-	-	\$208,000	\$208,000
	-	-	-	-	-	\$585,000	\$585,000
<b>[233]: Cook Street - 7th St. S to Steele St.</b>							
<i>Stormwater Utility; Streets</i>							
Borrowing - New Debt Issue	-	-	-	-	-	\$233,000	\$233,000
Borrowing - Revenue Bonds/Notes: Storm Water Utility	-	-	-	-	-	\$282,500	\$282,500
	-	-	-	-	-	\$515,500	\$515,500
<b>[823]: 13th Place - Travis to Barlow</b>							
<i>Engineering; Sanitary Sewer Utility; Stormwater Utility</i>							
Borrowing - New Debt Issue	-	-	-	-	-	\$219,000	\$219,000
Borrowing - Revenue Bonds/Notes: Sanitary Sewer Utility	-	-	-	-	-	\$100,000	\$100,000
Borrowing - Revenue Bonds/Notes: Storm Water Utility	-	-	-	-	-	\$139,500	\$139,500
	-	-	-	-	-	\$458,500	\$458,500
<b>[230]: 7th St S - Wollan Pl to Cook St</b>							
<i>Stormwater Utility; Streets</i>							
Borrowing - New Debt Issue	-	-	-	-	-	\$224,000	\$224,000
Borrowing - Revenue Bonds/Notes: Storm Water Utility	-	-	-	-	-	\$216,000	\$216,000
	-	-	-	-	-	\$440,000	\$440,000
<b>[667]: Redfield Street - 16th Street to East Avenue</b>							
<i>Engineering; Streets</i>							
Borrowing - New Debt Issue	-	-	-	-	-	\$375,000	\$375,000
	-	-	-	-	-	\$375,000	\$375,000
<b>[57]: Garner Place - Zion Rd to Dead End South</b>							
<i>Engineering; Streets</i>							
Borrowing - New Debt Issue	-	-	-	-	-	\$339,000	\$339,000
	-	-	-	-	-	\$339,000	\$339,000
<b>[138]: Zion Road - Garner Pl. to Dead End North</b>							
<i>Engineering; Streets</i>							
Borrowing - New Debt Issue	-	-	-	-	-	\$288,000	\$288,000
	-	-	-	-	-	\$288,000	\$288,000
<b>[819]: 13th Pl - Barlow to Weston</b>							
<i>Engineering; Sanitary Sewer Utility; Stormwater Utility; Streets</i>							
Borrowing - Revenue Bonds/Notes: Sanitary Sewer Utility	-	-	-	-	-	\$98,000	\$98,000
Borrowing - Revenue Bonds/Notes: Storm Water Utility	-	-	-	-	-	\$139,400	\$139,400
Operating - Streets Operating Budget	-	-	-	-	-	\$12,144	\$12,144
	-	-	-	-	-	\$249,544	\$249,544
<b>[232]: 20th Street South - Mormon Coulee Rd. to Dead End South</b>							
<i>Streets</i>							
Borrowing - New Debt Issue	-	-	-	-	-	\$129,000	\$129,000
	-	-	-	-	-	\$129,000	\$129,000
<b>[789]: Cook Street- Steele St. to Miller St.</b>							
<i>Streets</i>							
Operating - Streets Operating Budget	-	-	-	-	-	\$23,000	\$23,000
	-	-	-	-	-	\$23,000	\$23,000

# Streetscaping & Lighting

<b>2024 Total Funding</b>
<b>\$1,540,000</b>
<b>2024 New Borrowing</b>
<b>\$1,345,000</b>
<b>2024 City Funded</b>
<b>\$1,540,000</b>



## Funding Sources

Source	2024	2025	2026	2027	2028	Total
<b>Borrowing</b>	\$1,345,000	\$335,000	\$1,535,000	\$1,420,000	\$5,400,000	\$10,035,000
New Debt Issue	\$1,345,000	\$335,000	\$1,535,000	\$1,420,000	\$5,400,000	\$10,035,000
<b>Taxation</b>	\$195,000	\$120,000	\$120,000	\$120,000	-	\$555,000
Special Assessments	\$120,000	\$120,000	\$120,000	\$120,000	-	\$480,000
TIF Increment	\$75,000	-	-	-	-	\$75,000
	<b>\$1,540,000</b>	<b>\$455,000</b>	<b>\$1,655,000</b>	<b>\$1,540,000</b>	<b>\$5,400,000</b>	<b>\$10,590,000</b>

## Requests

Funding Source	Past	2024	2025	2026	2027	2028	Total
<b>[756]: Rose St Streetscape - Hagar St to Windsor St</b>							
<i>Engineering; Streets</i>							
<b>Borrowing - New Debt Issue</b>	\$750,000	\$750,000	-	-	-	-	\$1,500,000
	<b>\$750,000</b>	<b>\$750,000</b>	-	-	-	-	<b>\$1,500,000</b>
<b>[843]: County Highway B Retaining Walls</b>							
<i>Engineering</i>							
<b>Borrowing - New Debt Issue</b>	-	\$150,000	-	-	-	-	\$150,000
	-	<b>\$150,000</b>	-	-	-	-	<b>\$150,000</b>
<b>[527]: New and infill sidewalk on Green Bay St from West Ave to 16th St</b>							
<i>Engineering</i>							
<b>Borrowing - New Debt Issue</b>	-	\$125,000	-	-	-	-	\$125,000
	-	<b>\$125,000</b>	-	-	-	-	<b>\$125,000</b>
<b>[647]: Sidewalk Snow Removal - City Wide</b>							
<i>Engineering; Fire</i>							
<b>Other - Special Assessments</b>	\$320,000	\$120,000	\$120,000	\$120,000	\$120,000	-	\$800,000
	<b>\$320,000</b>	<b>\$120,000</b>	<b>\$120,000</b>	<b>\$120,000</b>	<b>\$120,000</b>	-	<b>\$800,000</b>
<b>[648]: Annual Sidewalk &amp; ADA Ramp Replacement Program</b>							
<i>Engineering</i>							
<b>Borrowing - New Debt Issue</b>	\$300,000	\$100,000	\$100,000	\$100,000	\$100,000	-	\$700,000
	<b>\$300,000</b>	<b>\$100,000</b>	<b>\$100,000</b>	<b>\$100,000</b>	<b>\$100,000</b>	-	<b>\$700,000</b>
<b>[762]: Annual Sidewalk Infill Program</b>							
<i>Engineering</i>							
<b>Borrowing - New Debt Issue</b>	\$100,000	\$100,000	\$115,000	\$115,000	\$125,000	\$125,000	\$680,000
	<b>\$100,000</b>	<b>\$100,000</b>	<b>\$115,000</b>	<b>\$115,000</b>	<b>\$125,000</b>	<b>\$125,000</b>	<b>\$680,000</b>
<b>[901]: Annual Capital Streetscape &amp; Lighting Maintenance Program</b>							
<i>Engineering; Streets</i>							
<b>Borrowing - New Debt Issue</b>	-	\$100,000	\$100,000	\$100,000	\$100,000	\$100,000	\$500,000
	-	<b>\$100,000</b>	<b>\$100,000</b>	<b>\$100,000</b>	<b>\$100,000</b>	<b>\$100,000</b>	<b>\$500,000</b>
<b>[907]: Pearl Street reconstruction</b>							
<i>Engineering; Planning and Development</i>							
<b>Borrowing - New Debt Issue</b>	-	-	-	-	-	\$4,000,000	\$4,000,000
<b>Other - TIF Increment - 11</b>	-	\$75,000	-	-	-	-	\$75,000
	-	<b>\$75,000</b>	-	-	-	<b>\$4,000,000</b>	<b>\$4,075,000</b>
<b>[626]: LED Street Light Upgrades</b>							
<i>Engineering</i>							
<b>Borrowing - New Debt Issue</b>	\$60,000	\$20,000	\$20,000	\$20,000	\$20,000	-	\$140,000
	<b>\$60,000</b>	<b>\$20,000</b>	<b>\$20,000</b>	<b>\$20,000</b>	<b>\$20,000</b>	-	<b>\$140,000</b>

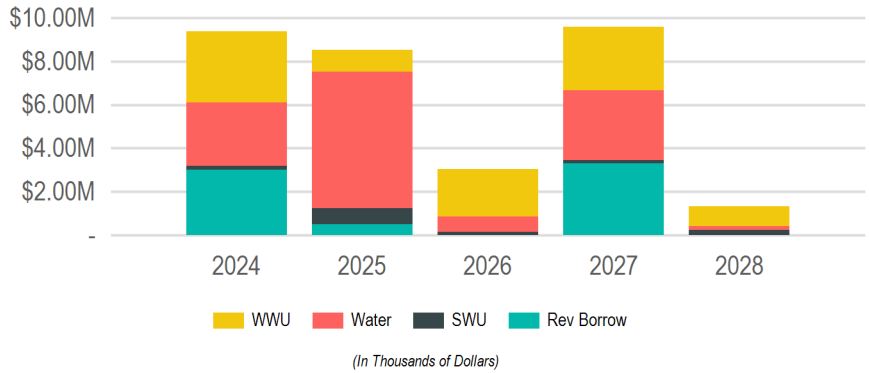


**Requests**

Funding Source	Past	2024	2025	2026	2027	2028	Total
<b>[827]: Pedestrian Lighting - Green Bay St, from South Ave to Losey Blvd</b>							
<i>Engineering</i>							
<b>Borrowing - New Debt Issue</b>	-	-	-	\$700,000	\$600,000	-	<b>\$1,300,000</b>
	-	-	-	<b>\$700,000</b>	<b>\$600,000</b>	-	<b>\$1,300,000</b>
<b>[846]: Pedestrian Lighting - Clinton St from Avon St to George St</b>							
<i>Engineering</i>							
<b>Borrowing - New Debt Issue</b>	-	-	-	\$500,000	-	-	<b>\$500,000</b>
	-	-	-	<b>\$500,000</b>	-	-	<b>\$500,000</b>
<b>[745]: Pedestrian Lighting - State St, from 7th St to West Ave</b>							
<i>Engineering</i>							
<b>Borrowing - New Debt Issue</b>	-	-	-	-	\$475,000	-	<b>\$475,000</b>
	-	-	-	-	<b>\$475,000</b>	-	<b>\$475,000</b>
<b>[831]: Pedestrian Lighting - Main St, 7th St to West Avenue</b>							
<i>Engineering</i>							
<b>Borrowing - New Debt Issue</b>	-	-	-	-	-	\$500,000	<b>\$500,000</b>
	-	-	-	-	-	<b>\$500,000</b>	<b>\$500,000</b>
<b>[832]: Pedestrian Lighting - 8th &amp; 9th Streets, from Cameron Ave to Market St</b>							
<i>Engineering</i>							
<b>Borrowing - New Debt Issue</b>	-	-	-	-	-	\$400,000	<b>\$400,000</b>
	-	-	-	-	-	<b>\$400,000</b>	<b>\$400,000</b>
<b>[824]: Airport Road - Streetlighting, terminal to Lakeshore Dr</b>							
<i>Engineering</i>							
<b>Borrowing - New Debt Issue</b>	-	-	-	-	-	\$275,000	<b>\$275,000</b>
	-	-	-	-	-	<b>\$275,000</b>	<b>\$275,000</b>

# Utilities

<b>2024 Total Funding</b>
<b>\$9,370,000</b>
<b>2024 New Borrowing</b>
<b>\$3,000,000</b>
<b>2024 City Funded</b>
<b>\$9,370,000</b>



## Funding Sources

Source	2024	2025	2026	2027	2028	Total
<b>Borrowing</b>	\$3,000,000	\$500,000	-	\$3,300,000	-	<b>\$6,800,000</b>
Revenue Bonds/Notes	\$3,000,000	\$500,000	-	\$3,300,000	-	<b>\$6,800,000</b>
<b>Operating Funds</b>	\$6,370,000	\$8,020,000	\$3,030,000	\$6,270,000	\$1,325,000	<b>\$25,015,000</b>
Enterprise/Utility Funds	\$6,370,000	\$8,020,000	\$3,030,000	\$6,270,000	\$1,325,000	<b>\$25,015,000</b>
	<b>\$9,370,000</b>	<b>\$8,520,000</b>	<b>\$3,030,000</b>	<b>\$9,570,000</b>	<b>\$1,325,000</b>	<b>\$31,815,000</b>

## Requests

Funding Source	Past	2024	2025	2026	2027	2028	Total
<b>[631]: Storm Sewer Outfall from Losey Blvd and La Crosse St</b>							
<i>Stormwater Utility</i>							
<b>Borrowing</b> - Revenue Bonds/Notes: Storm Water Utility	-	\$3,000,000	-	-	-	-	<b>\$3,000,000</b>
	-	<b>\$3,000,000</b>	-	-	-	-	<b>\$3,000,000</b>
<b>[500]: Myrick Pump Station Improvements</b>							
<i>Water Utility</i>							
<b>Operating</b> - Water Utility Funds	\$500,000	\$2,500,000	-	-	-	-	<b>\$3,000,000</b>
	<b>\$500,000</b>	<b>\$2,500,000</b>	-	-	-	-	<b>\$3,000,000</b>
<b>[807]: Division Street Vault Coating</b>							
<i>Sanitary Sewer Utility</i>							
<b>Operating</b> - Sanitary Sewer Utility Funds	-	\$1,750,000	-	-	-	-	<b>\$1,750,000</b>
	-	<b>\$1,750,000</b>	-	-	-	-	<b>\$1,750,000</b>
<b>[882]: Mormon Coulee Road Sanitary Sewer Lining</b>							
<i>Sanitary Sewer Utility</i>							
<b>Operating</b> - Sanitary Sewer Utility Funds	-	\$800,000	-	-	-	-	<b>\$800,000</b>
	-	<b>\$800,000</b>	-	-	-	-	<b>\$800,000</b>
<b>[227]: Sanitary Sewer Repair and Rehab Projects</b>							
<i>Sanitary Sewer Utility</i>							
<b>Operating</b> - Sanitary Sewer Utility Funds	\$700,000	\$500,000	-	\$500,000	-	\$500,000	<b>\$2,200,000</b>
	<b>\$700,000</b>	<b>\$500,000</b>	-	<b>\$500,000</b>	-	<b>\$500,000</b>	<b>\$2,200,000</b>
<b>[492]: Well House Furnace Replacements</b>							
<i>Water Utility</i>							
<b>Operating</b> - Water Utility Funds	\$335,000	\$120,000	\$120,000	\$120,000	\$120,000	-	<b>\$815,000</b>
	<b>\$335,000</b>	<b>\$120,000</b>	<b>\$120,000</b>	<b>\$120,000</b>	<b>\$120,000</b>	-	<b>\$815,000</b>
<b>[578]: Storm Water Utility Casting and Catch Basin Replacement Funds</b>							
<i>Engineering; Stormwater Utility</i>							
<b>Operating</b> - Storm Water Utility Funds	\$300,000	\$100,000	\$100,000	\$100,000	\$100,000	\$100,000	<b>\$800,000</b>
	<b>\$300,000</b>	<b>\$100,000</b>	<b>\$100,000</b>	<b>\$100,000</b>	<b>\$100,000</b>	<b>\$100,000</b>	<b>\$800,000</b>
<b>[579]: Sanitary Sewer Utility Casting and Manhole Replacement Funds</b>							
<i>Sanitary Sewer Utility</i>							
<b>Operating</b> - Sanitary Sewer Utility Funds	\$300,000	\$100,000	\$100,000	\$100,000	\$100,000	\$100,000	<b>\$800,000</b>
	<b>\$300,000</b>	<b>\$100,000</b>	<b>\$100,000</b>	<b>\$100,000</b>	<b>\$100,000</b>	<b>\$100,000</b>	<b>\$800,000</b>
<b>[684]: Bluff Slough Sanitary Station Controls Upgrade</b>							
<i>Sanitary Sewer Utility</i>							
<b>Operating</b> - Sanitary Sewer Utility Funds	-	\$100,000	-	\$700,000	-	-	<b>\$800,000</b>
	-	<b>\$100,000</b>	-	<b>\$700,000</b>	-	-	<b>\$800,000</b>

**Requests**

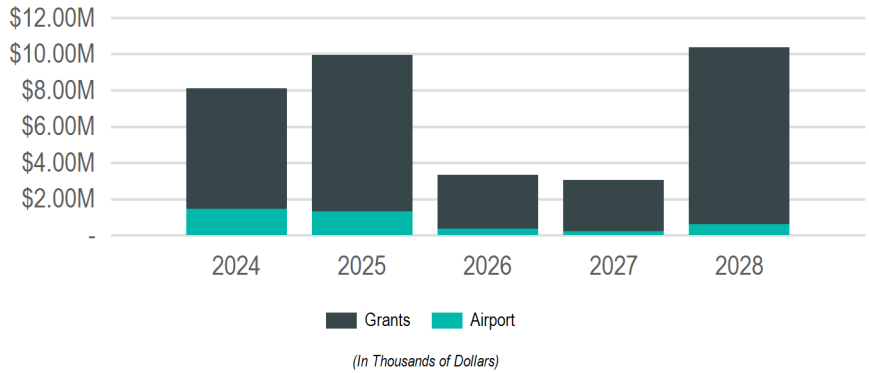
Funding Source	Past	2024	2025	2026	2027	2028	Total
<b>[883]: Water Utility Replacement Funds</b>							
<i>Water Utility</i>							
Operating - Water Utility Funds	-	\$100,000	\$100,000	\$100,000	\$100,000	\$100,000	\$500,000
	-	\$100,000	\$100,000	\$100,000	\$100,000	\$100,000	\$500,000
<b>[884]: Hwy 16 New Water Transmission Line</b>							
<i>Water Utility</i>							
Operating - Water Utility Funds	-	\$100,000	\$6,000,000	-	-	-	\$6,100,000
	-	\$100,000	\$6,000,000	-	-	-	\$6,100,000
<b>[184]: Street Best Management Practice (BMP)</b>							
<i>Engineering; Stormwater Utility</i>							
Operating - Storm Water Utility Funds	\$250,000	\$50,000	\$50,000	\$50,000	\$50,000	\$50,000	\$500,000
	\$250,000	\$50,000	\$50,000	\$50,000	\$50,000	\$50,000	\$500,000
<b>[811]: Access Control Upgrades at Myrick Pumphouse Shop</b>							
<i>Water Utility</i>							
Operating - Water Utility Funds	\$50,000	\$50,000	-	-	-	-	\$100,000
	\$50,000	\$50,000	-	-	-	-	\$100,000
<b>[817]: Easter Road Drainage Swale Inlet</b>							
<i>Stormwater Utility</i>							
Operating - Storm Water Utility Funds	\$50,000	\$50,000	-	-	-	-	\$100,000
	\$50,000	\$50,000	-	-	-	-	\$100,000
<b>[912]: Well Access and Security</b>							
<i>Water Utility</i>							
Operating - Water Utility Funds	-	\$50,000	\$50,000	-	-	-	\$100,000
	-	\$50,000	\$50,000	-	-	-	\$100,000
<b>[611]: Rehabilitation of the Green Island Sanitary Lift Station</b>							
<i>Sanitary Sewer Utility</i>							
Operating - Sanitary Sewer Utility Funds	\$50,000	-	\$600,000	-	-	-	\$650,000
	\$50,000	-	\$600,000	-	-	-	\$650,000
<b>[683]: Green Meadows Storm Station Controls Upgrade</b>							
<i>Stormwater Utility</i>							
Operating - Storm Water Utility Funds	\$50,000	-	\$600,000	-	-	-	\$650,000
	\$50,000	-	\$600,000	-	-	-	\$650,000
<b>[808]: Ultra Violet Treatment System Replacement at Wastewater Treatment Plant</b>							
<i>Sanitary Sewer Utility</i>							
Borrowing - Revenue Bonds/Notes: Sanitary Sewer Utility	-	-	\$500,000	-	\$2,500,000	-	\$3,000,000
Operating - Sanitary Sewer Utility Funds	-	-	-	-	\$2,500,000	-	\$2,500,000
	-	-	\$500,000	-	\$5,000,000	-	\$5,500,000
<b>[886]: Force Main Locating &amp; Condition Assessment</b>							
<i>Sanitary Sewer Utility</i>							
Operating - Sanitary Sewer Utility Funds	-	-	\$300,000	-	-	-	\$300,000
	-	-	\$300,000	-	-	-	\$300,000
<b>[689]: Parkview Sanitary Station Controls Upgrade</b>							
<i>Sanitary Sewer Utility</i>							
Operating - Sanitary Sewer Utility Funds	-	-	-	\$710,000	-	-	\$710,000
	-	-	-	\$710,000	-	-	\$710,000
<b>[879]: Fiber to Grandad Reservoir</b>							
<i>Water Utility</i>							
Operating - Water Utility Funds	-	-	-	\$500,000	-	-	\$500,000
	-	-	-	\$500,000	-	-	\$500,000
<b>[708]: Disinfection Building Roof Replacement</b>							
<i>Sanitary Sewer Utility</i>							
Operating - Sanitary Sewer Utility Funds	-	-	-	\$150,000	-	-	\$150,000
	-	-	-	\$150,000	-	-	\$150,000
<b>[887]: Market Street Bridge Watermain Replacement</b>							
<i>Water Utility</i>							
Operating - Water Utility Funds	-	-	-	-	\$3,000,000	-	\$3,000,000
	-	-	-	-	\$3,000,000	-	\$3,000,000
<b>[812]: Add 3rd Pump to Monitor St. Lift Station</b>							
<i>Stormwater Utility</i>							
Borrowing - Revenue Bonds/Notes: Storm Water Utility	-	-	-	-	\$800,000	-	\$800,000
	-	-	-	-	\$800,000	-	\$800,000

**Requests**

Funding Source	Past	2024	2025	2026	2027	2028	Total
<b>[809]: Replace Cold Storage roof at WWTP</b>							
<i>Sanitary Sewer Utility</i>							
<b>Operating - Sanitary Sewer Utility Funds</b>	-	-	-	-	\$200,000	-	<b>\$200,000</b>
	-	-	-	-	<b>\$200,000</b>	-	<b>\$200,000</b>
<b>[690]: Valleybrook Sanitary Station Rehabilitation</b>							
<i>Sanitary Sewer Utility</i>							
<b>Operating - Sanitary Sewer Utility Funds</b>	-	-	-	-	\$100,000	\$300,000	<b>\$400,000</b>
	-	-	-	-	<b>\$100,000</b>	<b>\$300,000</b>	<b>\$400,000</b>
<b>[814]: Mormon Coulee Road Flood Fix Study</b>							
<i>Stormwater Utility</i>							
<b>Operating - Storm Water Utility Funds</b>	-	-	-	-	-	\$100,000	<b>\$100,000</b>
	-	-	-	-	-	<b>\$100,000</b>	<b>\$100,000</b>
<b>[877]: Fiber to Well 13</b>							
<i>Water Utility</i>							
<b>Operating - Water Utility Funds</b>	-	-	-	-	-	\$75,000	<b>\$75,000</b>
	-	-	-	-	-	<b>\$75,000</b>	<b>\$75,000</b>

# Airport

<b>2024 Total Funding</b>
<b>\$8,110,000</b>
<b>2024 New Borrowing</b>
<b>2024 City Funded</b>
<b>\$1,460,000</b>



## Funding Sources

Source	2024	2025	2026	2027	2028	Total
<b>Grants &amp; Other Intergovernmental</b>	\$6,650,000	\$8,630,000	\$2,937,500	\$2,850,000	\$9,770,000	\$30,837,500
Federal	\$6,300,000	\$8,100,000	\$2,025,000	\$2,700,000	\$9,180,000	\$28,305,000
State	\$350,000	\$530,000	\$912,500	\$150,000	\$590,000	\$2,532,500
<b>Operating Funds</b>	\$1,460,000	\$1,330,000	\$376,500	\$214,000	\$598,000	\$3,978,500
Enterprise/Utility Funds	\$1,460,000	\$1,330,000	\$376,500	\$214,000	\$598,000	\$3,978,500
	<b>\$8,110,000</b>	<b>\$9,960,000</b>	<b>\$3,314,000</b>	<b>\$3,064,000</b>	<b>\$10,368,000</b>	<b>\$34,816,000</b>

## Requests

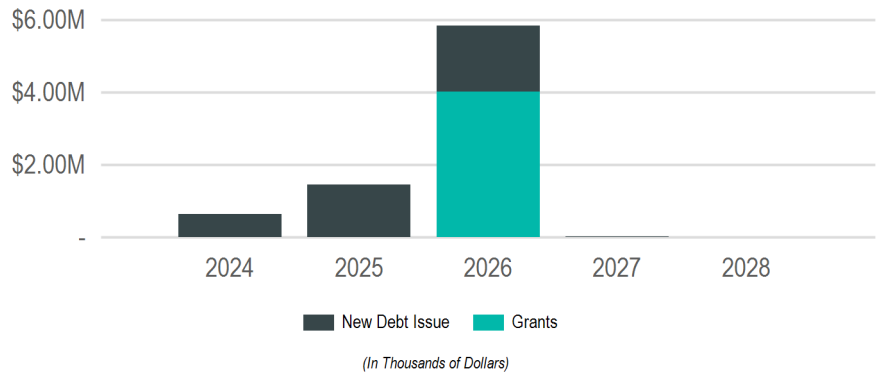
Funding Source	Past	2024	2025	2026	2027	2028	Total
<b>[617]: Taxiway A Relocation</b>							
<i>Airport</i>							
Grants - Federal	\$360,000	\$4,500,000	-	-	-	-	\$4,860,000
Grants - State	\$20,000	\$250,000	-	-	-	-	\$270,000
Operating - Airport Operating Funds	\$20,000	\$250,000	-	-	-	-	\$270,000
	<b>\$400,000</b>	<b>\$5,000,000</b>	-	-	-	-	<b>\$5,400,000</b>
<b>[412]: Rehabilitate Aircraft Rescue and Fire Fighting (ARFF) Facility</b>							
<i>Airport</i>							
Grants - Federal	-	\$1,440,000	-	-	-	-	\$1,440,000
Grants - State	-	\$80,000	-	-	-	-	\$80,000
Operating - Passenger Facility Charges	-	\$80,000	-	-	-	-	\$80,000
	-	<b>\$1,600,000</b>	-	-	-	-	<b>\$1,600,000</b>
<b>[892]: Replace Terminal Atrium Roof</b>							
<i>Airport</i>							
Operating - Airport Operating Funds	-	\$650,000	-	-	-	-	\$650,000
	-	<b>\$650,000</b>	-	-	-	-	<b>\$650,000</b>
<b>[711]: South GA Apron Reconstruction</b>							
<i>Airport</i>							
Grants - Federal	-	\$360,000	\$8,100,000	-	-	-	\$8,460,000
Grants - State	-	\$20,000	\$450,000	-	-	-	\$470,000
Operating - Airport Operating Funds	-	\$20,000	\$450,000	-	-	-	\$470,000
	-	<b>\$400,000</b>	<b>\$9,000,000</b>	-	-	-	<b>\$9,400,000</b>
<b>[893]: Replace Parking Access and Revenue Control System</b>							
<i>Airport</i>							
Operating - Airport Operating Funds	-	\$400,000	-	-	-	-	\$400,000
	-	<b>\$400,000</b>	-	-	-	-	<b>\$400,000</b>
<b>[408]: Terminal Facility Upgrades and Rehabilitation</b>							
<i>Airport</i>							
Operating - Airport Operating Funds	\$205,000	\$60,000	\$60,000	\$64,000	\$64,000	\$68,000	\$521,000
	<b>\$205,000</b>	<b>\$60,000</b>	<b>\$60,000</b>	<b>\$64,000</b>	<b>\$64,000</b>	<b>\$68,000</b>	<b>\$521,000</b>
<b>[616]: Terminal Outbound Baggage Expansion</b>							
<i>Airport</i>							
Operating - Passenger Facility Charges	-	-	\$800,000	-	-	-	\$800,000
	-	-	<b>\$800,000</b>	-	-	-	<b>\$800,000</b>

**Requests**

Funding Source	Past	2024	2025	2026	2027	2028	Total
<b>[767]: Reconstruct North Terminal Parking Lot</b>							
<i>Airport</i>							
Grants - State	-	-	\$80,000	\$800,000	-	-	\$880,000
Operating - Airport Operating Funds	-	-	\$20,000	\$200,000	-	-	\$220,000
	-	-	\$100,000	\$1,000,000	-	-	\$1,100,000
<b>[712]: Airfield Drainage Improvement</b>							
<i>Airport</i>							
Grants - Federal	-	-	-	\$1,935,000	-	-	\$1,935,000
Grants - State	-	-	-	\$107,500	-	-	\$107,500
Operating - Airport Operating Funds	-	-	-	\$107,500	-	-	\$107,500
	-	-	-	\$2,150,000	-	-	\$2,150,000
<b>[621]: Snow Removal Equipment Building Rehabilitation/Expansion</b>							
<i>Airport</i>							
Grants - Federal	-	-	-	\$90,000	\$2,160,000	-	\$2,250,000
Grants - State	-	-	-	\$5,000	\$120,000	-	\$125,000
Operating - Passenger Facility Charges	-	-	-	\$5,000	\$120,000	-	\$125,000
	-	-	-	\$100,000	\$2,400,000	-	\$2,500,000
<b>[769]: East GA Apron Reconstruction</b>							
<i>Airport</i>							
Grants - Federal	-	-	-	-	\$540,000	\$8,100,000	\$8,640,000
Grants - State	-	-	-	-	\$30,000	\$450,000	\$480,000
Operating - Airport Operating Funds	-	-	-	-	\$30,000	\$450,000	\$480,000
	-	-	-	-	\$600,000	\$9,000,000	\$9,600,000
<b>[615]: Construct Connector Taxiway</b>							
<i>Airport</i>							
Grants - Federal	-	-	-	-	-	\$1,080,000	\$1,080,000
Grants - State	-	-	-	-	-	\$60,000	\$60,000
Operating - Passenger Facility Charges	-	-	-	-	-	\$60,000	\$60,000
	-	-	-	-	-	\$1,200,000	\$1,200,000
<b>[619]: Prepare Development Site</b>							
<i>Airport</i>							
Grants - State	-	-	-	-	-	\$80,000	\$80,000
Operating - Airport Operating Funds	-	-	-	-	-	\$20,000	\$20,000
	-	-	-	-	-	\$100,000	\$100,000

# Bridges

<b>2024 Total Funding</b>
<b>\$635,700</b>
<b>2024 New Borrowing</b>
<b>\$635,700</b>
<b>2024 City Funded</b>
<b>\$635,700</b>



## Funding Sources

Source	2024	2025	2026	2027	2028	Total
<b>Borrowing</b>	\$635,700	\$1,460,300	\$1,832,300	\$25,000	-	<b>\$3,953,300</b>
New Debt Issue	\$635,700	\$1,460,300	\$1,832,300	\$25,000	-	<b>\$3,953,300</b>
<b>Grants &amp; Other Intergovernmental</b>	-	-	\$4,010,400	-	-	<b>\$4,010,400</b>
Federal	-	-	\$4,010,400	-	-	<b>\$4,010,400</b>
	<b>\$635,700</b>	<b>\$1,460,300</b>	<b>\$5,842,700</b>	<b>\$25,000</b>	-	<b>\$7,963,700</b>

## Requests

Funding Source	Past	2024	2025	2026	2027	2028	Total
<b>[688]: Wagon Wheel Connector Trail</b>							
<i>Planning and Development</i>							
<b>Borrowing - New Debt Issue</b>	-	\$480,700	\$1,135,300	\$1,135,300	-	-	<b>\$2,751,300</b>
<b>Grants - Federal</b>	-	-	-	\$4,010,400	-	-	<b>\$4,010,400</b>
	-	<b>\$480,700</b>	<b>\$1,135,300</b>	<b>\$5,145,700</b>	-	-	<b>\$6,761,700</b>
<b>[903]: Ward Avenue Bridge over Pammel Creek</b>							
<i>Engineering; Streets</i>							
<b>Borrowing - New Debt Issue</b>	-	\$70,000	-	\$672,000	-	-	<b>\$742,000</b>
	-	<b>\$70,000</b>	-	<b>\$672,000</b>	-	-	<b>\$742,000</b>
<b>[904]: Niedbalski Bridge Repair</b>							
<i>Engineering</i>							
<b>Borrowing - New Debt Issue</b>	-	\$60,000	\$300,000	-	-	-	<b>\$360,000</b>
	-	<b>\$60,000</b>	<b>\$300,000</b>	-	-	-	<b>\$360,000</b>
<b>[528]: Bridge Maintenance &amp; Inspections</b>							
<i>Engineering</i>							
<b>Borrowing - New Debt Issue</b>	\$525,000	\$25,000	\$25,000	\$25,000	\$25,000	-	<b>\$625,000</b>
	<b>\$525,000</b>	<b>\$25,000</b>	<b>\$25,000</b>	<b>\$25,000</b>	<b>\$25,000</b>	-	<b>\$625,000</b>

# New Borrowing Requests

Request	2024	2025	2026	2027	2028	Total
<b>Borrowing - New Debt Issue</b>						
650: Jackson St. Overlay from 3rd St. to 23rd St.	\$2,040,000	-	-	-	-	\$2,040,000
602: Green Bay St - West Ave to East Ave	\$1,522,000	-	-	-	-	\$1,522,000
423: Saint Andrew Street - Wood St. to Dead End East	\$1,169,000	-	-	-	-	\$1,169,000
624: Flood Levee Rehabilitation	\$1,000,000	\$1,200,000	\$1,200,000	-	-	\$3,400,000
825: Municipal Services Center - Brine Tank Addition	\$800,000	-	-	-	-	\$800,000
756: Rose St Streetscape - Hagar St to Windsor St	\$750,000	-	-	-	-	\$750,000
841: Badger/Hickey Park Shelter	\$700,000	-	-	-	-	\$700,000
134: Saint James Street - Copeland Ave. to Caledonia St.	\$614,000	-	-	-	-	\$614,000
49: 28th Street South - Main St. to Cass St.	\$601,000	-	-	-	-	\$601,000
906: Housing Grant Revolving Fund	\$500,000	\$500,000	\$500,000	\$500,000	-	\$2,000,000
688: Wagon Wheel Connector Trail	\$480,700	\$1,135,300	\$1,135,300	-	-	\$2,751,300
643: Roof Replacement for South Hall A and Lobby	\$475,000	-	-	-	-	\$475,000
169: 21st St N - Campbell Rd to State St	\$462,000	-	-	-	-	\$462,000
554: Northside Community Pool	\$425,000	-	-	-	-	\$425,000
268: Citywide Traffic Implementation: Interconnect & Synchronization	\$400,000	\$200,000	-	-	-	\$600,000
915: Annual CIP Street Department Paving	\$350,000	\$350,000	\$350,000	\$350,000	\$350,000	\$1,750,000
857: Grand Crossing Trail Reconstruction	\$250,000	-	-	-	-	\$250,000
600: Green Bay St - Losey Blvd to BNSF RR	\$200,000	-	\$1,087,000	-	-	\$1,287,000
771: Citywide Tree Planting	\$165,000	-	-	-	-	\$165,000
277: ADA Transition Plan	\$150,000	\$150,000	-	-	-	\$300,000
763: Annual Capital Pavement Maintenance Program	\$150,000	\$200,000	\$200,000	\$250,000	\$250,000	\$1,050,000
766: Security Infrastructure Update	\$150,000	-	-	-	-	\$150,000
804: Climate Action Plan Implementation	\$150,000	\$150,000	\$150,000	\$150,000	\$150,000	\$750,000
843: County Highway B Retaining Walls	\$150,000	-	-	-	-	\$150,000
913: Annual Miscellaneous Curb Gutter & Pavement Replacement	\$150,000	\$150,000	\$150,000	\$150,000	\$150,000	\$750,000
527: New and infill sidewalk on Green Bay St from West Ave to 16th St	\$125,000	-	-	-	-	\$125,000
648: Annual Sidewalk & ADA Ramp Replacement Program	\$100,000	\$100,000	\$100,000	\$100,000	-	\$400,000
649: Bliss Road Slope Stabilization	\$100,000	\$300,000	\$300,000	\$300,000	-	\$1,000,000
762: Annual Sidewalk Infill Program	\$100,000	\$115,000	\$115,000	\$125,000	\$125,000	\$580,000
901: Annual Capital Streetscape & Lighting Maintenance Program	\$100,000	\$100,000	\$100,000	\$100,000	\$100,000	\$500,000
594: 6th Street South - State Street to Cass Street	\$75,000	\$1,700,000	-	-	-	\$1,775,000
908: Smith Valley Road Traffic Calming	\$75,000	-	-	-	-	\$75,000
881: Vine Street - 14th St N to 16th St N	\$72,000	-	-	-	-	\$72,000
565: Fiber, Wireless and other Telecommunications Infrastructure	\$70,000	\$70,000	\$70,000	\$70,000	\$70,000	\$350,000
903: Ward Avenue Bridge over Pammel Creek	\$70,000	-	\$672,000	-	-	\$742,000
880: Sunset Lane - Sunnyslope Rd to Gillette St	\$62,000	-	-	-	-	\$62,000
904: Niedbalski Bridge Repair	\$60,000	\$300,000	-	-	-	\$360,000
430: 28th Street South - Lincoln Ave. to Ward Ave.	\$50,000	-	-	-	-	\$50,000
852: Gladys Street Traffic Calming	\$50,000	-	-	-	-	\$50,000
856: Cottonwood Trail Culvert Replacement Project	\$50,000	-	-	-	-	\$50,000
905: Bicycle Route 1 Signage	\$50,000	-	-	-	-	\$50,000
914: Annual Miscellaneous Alley Pavement Replacement	\$50,000	\$50,000	\$50,000	\$50,000	\$50,000	\$250,000
875: Laurel Street - Old Town Hall Rd to Sunnyside Dr	\$42,000	-	-	-	-	\$42,000
878: Liberty Street - St James Street to St Cloud St	\$42,000	-	-	-	-	\$42,000
854: Hear, Here Program- North La Crosse	\$36,000	-	-	-	-	\$36,000
728: WIS 35 - La Crosse Co Line to Garner Pl	\$30,000	-	-	-	-	\$30,000
528: Bridge Maintenance & Inspections	\$25,000	\$25,000	\$25,000	\$25,000	-	\$100,000
888: Main Street Traffic Calming	\$25,000	-	-	-	-	\$25,000
870: 34th Street South - Meadow Lane Pl to Dead End N	\$22,000	-	-	-	-	\$22,000
871: 35th Street S - Meadow Lane Pl to Dead End N	\$22,000	-	-	-	-	\$22,000
872: Bennett Street - East Ave to 19th St S	\$22,000	-	-	-	-	\$22,000
873: Highland Street - Dead End W to 26th St S	\$22,000	-	-	-	-	\$22,000
874: Horton Street - East Ave to 19th St S	\$22,000	-	-	-	-	\$22,000
876: Linwood Court - Sunnyside Dr to Dead End S	\$22,000	-	-	-	-	\$22,000
626: LED Street Light Upgrades	\$20,000	\$20,000	\$20,000	\$20,000	-	\$80,000
106: Gillette St - Caledonia St to George St (STP-Urban)	\$10,000	-	-	-	-	\$10,000
503: Signal Upgrades - Monotubes on Connecting Highways (HSIP)	\$10,000	-	-	-	-	\$10,000
504: Intersection Safety Improvements - West Ave (HSIP)	\$10,000	-	-	-	-	\$10,000
730: 2022 Highway Safety Improvement Program Construction	\$10,000	-	-	-	-	\$10,000
64: Lauderdale Place - George St. to Lauderdale Ct.	-	\$1,370,000	-	-	-	\$1,370,000
435: 15th Street - Cass St. to Ferry St.	-	\$1,320,000	-	-	-	\$1,320,000
656: Public Market	-	\$1,000,000	\$1,500,000	-	-	\$2,500,000
761: Annual Traffic Signal Replacement Program	-	\$1,000,000	\$1,100,000	\$1,100,000	\$1,200,000	\$4,400,000
598: Green Bay St - 22nd St S to Losey Blvd	-	\$875,000	-	-	-	\$875,000
159: 16th St N - Vine St to Main St	-	\$860,000	-	-	-	\$860,000
421: Livingston Street - Liberty St. to George St.	-	\$860,000	-	-	-	\$860,000



**Supplemental Information - New Borrowing Requests**

Request	2024	2025	2026	2027	2028	Total
220: 20th St S - Hyde Ave to Weston St	-	\$756,000	-	-	-	\$756,000
911: Island Street - George St to Loomis St	-	\$703,500	-	-	-	\$703,500
162: 17th Street South - Chase St. to South Ave.	-	\$670,000	-	-	-	\$670,000
910: Wood Street - St. Andrew to Dead End S	-	\$655,000	-	-	-	\$655,000
666: Jansen Place - State Highway 16 to County Highway PH	-	\$590,000	-	-	-	\$590,000
47: 22nd Street South - Hyde Ave. to Weston St.	-	\$583,000	-	-	-	\$583,000
593: Redfield Street - 21st Street South to Losey Boulevard	-	\$552,600	-	-	-	\$552,600
553: Erickson Pool	-	\$450,000	-	-	-	\$450,000
798: Robinsdale Avenue - Mormon Coulee Rd to 28th St.	-	\$400,000	-	-	-	\$400,000
212: State St - 16th St to 17th St	-	\$328,000	-	-	-	\$328,000
179: Lincoln Avenue - 29th St. to 32nd St.	-	\$187,333	-	-	-	\$187,333
781: Losey Boulevard - Park Dr. to Main St.	-	-	\$4,740,000	-	-	\$4,740,000
182: Monitor St - Rose St to Lang Dr	-	-	\$950,000	-	-	\$950,000
827: Pedestrian Lighting - Green Bay St, from South Ave to Losey Blvd	-	-	\$700,000	\$600,000	-	\$1,300,000
428: 21st Street South - Jackson St. to Johnson St.	-	-	\$591,000	-	-	\$591,000
680: 8th Street South - Johnson Street to Denton Street	-	-	\$500,000	\$500,000	-	\$1,000,000
846: Pedestrian Lighting - Clinton St from Avon St to George St	-	-	\$500,000	-	-	\$500,000
562: City Hall Air Handler Replacement	-	-	\$450,000	\$450,000	-	\$900,000
429: 23rd Street South - Hyde Ave. to Barlow St.	-	-	\$372,000	-	-	\$372,000
540: Restroom remodeling in South Facility	-	-	\$360,000	-	-	\$360,000
223: East Ave - Weston St to Horton St	-	-	\$301,000	-	-	\$301,000
222: 21st Pl S - Townsend St to Bennett St	-	-	\$186,000	-	-	\$186,000
561: City Hall Plumbing Repairs/Bathroom Remodel	-	-	\$100,000	\$100,000	\$100,000	\$300,000
542: Interior Building Networking Cable Replacement	-	-	\$50,000	-	-	\$50,000
909: Losey Boulevard - Main St to Market St	-	-	-	\$5,051,000	-	\$5,051,000
894: Fire Station #1 Replacement	-	-	-	\$4,500,000	\$4,500,000	\$9,000,000
601: Green Bay St - 9th St S to West Ave	-	-	-	\$2,137,000	-	\$2,137,000
596: Cunningham Street - Larson Street to Dead End East	-	-	-	\$1,500,000	-	\$1,500,000
670: 10th Street North - Pine Street to Main Street	-	-	-	\$1,350,000	-	\$1,350,000
595: 16th St S - Johnson St to Farnam St	-	-	-	\$1,070,000	-	\$1,070,000
431: 31st Street South - State Rd. to East Fairchild St.	-	-	-	\$945,000	-	\$945,000
673: Hood Street - Joseph Houska Drive to Bridge	-	-	-	\$709,000	-	\$709,000
160: 17th Pl S - Main St to Cass St	-	-	-	\$670,000	-	\$670,000
745: Pedestrian Lighting - State St, from 7th St to West Ave	-	-	-	\$475,000	-	\$475,000
58: George Street - Wittenberg Pl. to Onalaska Ave.	-	-	-	\$411,000	-	\$411,000
213: Birch Street - 29th St. to Dead End East	-	-	-	\$373,000	-	\$373,000
137: Vine Street - Front St. to 2nd St.	-	-	-	\$275,000	-	\$275,000
672: Ray Place - Strong Avenue to Dead End East	-	-	-	\$240,000	-	\$240,000
467: Main Branch Library Main Hall Remodel	-	-	-	\$175,000	-	\$175,000
46: 20th Street South - Park Ave. to Denton St.	-	-	-	\$138,000	-	\$138,000
709: Outside Doors in South Hall and Production	-	-	-	\$110,000	-	\$110,000
907: Pearl Street reconstruction	-	-	-	-	\$4,000,000	\$4,000,000
432: Elm Drive - Easter Rd. to Valleyview Pl.	-	-	-	-	\$1,439,000	\$1,439,000
229: Weston Street - East Ave. to 21st Pl. S	-	-	-	-	\$916,000	\$916,000
597: Farnam St - 16th St S to 20th St S	-	-	-	-	\$900,000	\$900,000
234: Sims Place - Western Terminus to South Ave	-	-	-	-	\$800,000	\$800,000
466: South Community Library Remodel	-	-	-	-	\$750,000	\$750,000
671: Liberty Street - Sill Street to Clinton Street	-	-	-	-	\$741,000	\$741,000
424: Sunset Drive - Green Bay St. to State Rd.	-	-	-	-	\$537,000	\$537,000
831: Pedestrian Lighting - Main St, 7th St to West Avenue	-	-	-	-	\$500,000	\$500,000
832: Pedestrian Lighting - 8th & 9th Streets, from Cameron Ave to Market St	-	-	-	-	\$400,000	\$400,000
228: Travis Street - East Ave. to 20th St. S	-	-	-	-	\$377,000	\$377,000
667: Redfield Street - 16th Street to East Avenue	-	-	-	-	\$375,000	\$375,000
57: Garner Place - Zion Rd to Dead End South	-	-	-	-	\$339,000	\$339,000
138: Zion Road - Garner Pl. to Dead End North	-	-	-	-	\$288,000	\$288,000
824: Airport Road - Streetlighting, terminal to Lakeshore Dr	-	-	-	-	\$275,000	\$275,000
233: Cook Street - 7th St. S to Steele St.	-	-	-	-	\$233,000	\$233,000
230: 7th St S - Wollan Pl to Cook St	-	-	-	-	\$224,000	\$224,000
823: 13th Place - Travis to Barlow	-	-	-	-	\$219,000	\$219,000
865: Freight Elevator Upgrade	-	-	-	-	\$185,000	\$185,000
891: Olberg Ct - Alley Reconstruction	-	-	-	-	\$135,000	\$135,000
232: 20th Street South - Mormon Coulee Rd. to Dead End South	-	-	-	-	\$129,000	\$129,000
861: Replacement of Kitchen Flooring	-	-	-	-	\$125,000	\$125,000
	\$15,454,700	\$19,975,733	\$18,624,300	\$25,069,000	\$20,932,000	\$100,055,733

**Borrowing - Revenue Bonds/Notes: Parking Utility**

889: Parking Benefit District	\$850,000	-	-	-	-	\$850,000
	\$850,000	-	-	-	-	\$850,000

**Supplemental Information - New Borrowing Requests**

Request	2024	2025	2026	2027	2028	Total
<b>Borrowing - Revenue Bonds/Notes: Sanitary Sewer Utility</b>						
602: Green Bay St - West Ave to East Ave	\$616,000	-	-	-	-	\$616,000
209: Onalaska Ave - Moore St to Gohres St	\$335,000	-	-	-	-	\$335,000
183: Moore St - Prospect St to dead end east	\$250,000	-	-	-	-	\$250,000
49: 28th Street South - Main St. to Cass St.	\$230,000	-	-	-	-	\$230,000
169: 21st St N - Campbell Rd to State St	\$223,000	-	-	-	-	\$223,000
881: Vine Street - 14th St N to 16th St N	\$215,000	-	-	-	-	\$215,000
423: Saint Andrew Street - Wood St. to Dead End East	\$210,000	-	-	-	-	\$210,000
860: 9th Street S - Redfield St to Green Bay St	\$145,000	-	-	-	-	\$145,000
868: Charles Street - Logan St to Clinton St	\$125,000	-	-	-	-	\$125,000
878: Liberty Street - St James Street to St Cloud St	\$95,000	-	-	-	-	\$95,000
425: 7th Street South - Ferry St. to Market St.	\$75,000	-	-	-	-	\$75,000
873: Highland Street - Dead End W to 26th St S	\$75,000	-	-	-	-	\$75,000
858: 14th St S - Barlow to Weston	\$65,000	-	-	-	-	\$65,000
870: 34th Street South - Meadow Lane Pl to Dead End N	\$50,000	-	-	-	-	\$50,000
871: 35th Street S - Meadow Lane Pl to Dead End N	\$50,000	-	-	-	-	\$50,000
808: Ultra Violet Treatment System Replacement at Wastewater Treatment Plant	-	\$500,000	-	\$2,500,000	-	\$3,000,000
171: Buchner Pl - Copeland Ave to Dead End West	-	\$377,000	-	-	-	\$377,000
220: 20th St S - Hyde Ave to Weston St	-	\$230,000	-	-	-	\$230,000
421: Livingston Street - Liberty St. to George St.	-	\$116,400	-	-	-	\$116,400
781: Losey Boulevard - Park Dr. to Main St.	-	-	\$585,000	-	-	\$585,000
182: Monitor St - Rose St to Lang Dr	-	-	\$325,000	-	-	\$325,000
600: Green Bay St - Losey Blvd to BNSF RR	-	-	\$125,000	-	-	\$125,000
680: 8th Street South - Johnson Street to Denton Street	-	-	\$59,000	\$59,000	-	\$118,000
909: Losey Boulevard - Main St to Market St	-	-	-	\$585,000	-	\$585,000
160: 17th Pl S - Main St to Cass St	-	-	-	\$329,800	-	\$329,800
58: George Street - Wittenberg Pl. to Onalaska Ave.	-	-	-	\$120,000	-	\$120,000
823: 13th Place - Travis to Barlow	-	-	-	-	\$100,000	\$100,000
819: 13th Pl - Barlow to Weston	-	-	-	-	\$98,000	\$98,000
	<b>\$2,759,000</b>	<b>\$1,223,400</b>	<b>\$1,094,000</b>	<b>\$3,593,800</b>	<b>\$198,000</b>	<b>\$8,868,200</b>

**Borrowing - Revenue Bonds/Notes: Storm Water Utility**

631: Storm Sewer Outfall from Losey Blvd and La Crosse St	\$3,000,000	-	-	-	-	\$3,000,000
209: Onalaska Ave - Moore St to Gohres St	\$684,000	-	-	-	-	\$684,000
602: Green Bay St - West Ave to East Ave	\$508,000	-	-	-	-	\$508,000
183: Moore St - Prospect St to dead end east	\$240,000	-	-	-	-	\$240,000
169: 21st St N - Campbell Rd to State St	\$166,000	-	-	-	-	\$166,000
49: 28th Street South - Main St. to Cass St.	\$155,000	-	-	-	-	\$155,000
425: 7th Street South - Ferry St. to Market St.	\$110,000	-	-	-	-	\$110,000
881: Vine Street - 14th St N to 16th St N	\$110,000	-	-	-	-	\$110,000
873: Highland Street - Dead End W to 26th St S	\$95,000	-	-	-	-	\$95,000
860: 9th Street S - Redfield St to Green Bay St	\$70,000	-	-	-	-	\$70,000
868: Charles Street - Logan St to Clinton St	\$70,000	-	-	-	-	\$70,000
858: 14th St S - Barlow to Weston	\$60,000	-	-	-	-	\$60,000
870: 34th Street South - Meadow Lane Pl to Dead End N	\$50,000	-	-	-	-	\$50,000
871: 35th Street S - Meadow Lane Pl to Dead End N	\$50,000	-	-	-	-	\$50,000
430: 28th Street South - Lincoln Ave. to Ward Ave.	\$45,000	-	-	-	-	\$45,000
134: Saint James Street - Copeland Ave. to Caledonia St.	\$15,000	-	-	-	-	\$15,000
423: Saint Andrew Street - Wood St. to Dead End East	\$15,000	-	-	-	-	\$15,000
436: Ferry Street - 11th St. to 15th St.	-	\$625,000	-	-	-	\$625,000
435: 15th Street - Cass St. to Ferry St.	-	\$312,000	-	-	-	\$312,000
171: Buchner Pl - Copeland Ave to Dead End West	-	\$252,500	-	-	-	\$252,500
598: Green Bay St - 22nd St S to Losey Blvd	-	\$250,000	-	-	-	\$250,000
421: Livingston Street - Liberty St. to George St.	-	\$231,000	-	-	-	\$231,000
220: 20th St S - Hyde Ave to Weston St	-	\$210,000	-	-	-	\$210,000
159: 16th St N - Vine St to Main St	-	\$126,000	-	-	-	\$126,000
212: State St - 16th St to 17th St	-	\$72,000	-	-	-	\$72,000
781: Losey Boulevard - Park Dr. to Main St.	-	-	\$951,000	-	-	\$951,000
600: Green Bay St - Losey Blvd to BNSF RR	-	-	\$445,000	-	-	\$445,000
222: 21st Pl S - Townsend St to Bennett St	-	-	\$330,000	-	-	\$330,000
182: Monitor St - Rose St to Lang Dr	-	-	\$215,000	-	-	\$215,000
680: 8th Street South - Johnson Street to Denton Street	-	-	\$99,000	\$99,000	-	\$198,000
223: East Ave - Weston St to Horton St	-	-	\$79,000	-	-	\$79,000
428: 21st Street South - Jackson St. to Johnson St.	-	-	\$30,000	-	-	\$30,000
909: Losey Boulevard - Main St to Market St	-	-	-	\$950,000	-	\$950,000
812: Add 3rd Pump to Monitor St. Lift Station	-	-	-	\$800,000	-	\$800,000
596: Cunningham Street - Larson Street to Dead End East	-	-	-	\$750,000	-	\$750,000
595: 16th St S - Johnson St to Farnam St	-	-	-	\$470,000	-	\$470,000
670: 10th Street North - Pine Street to Main Street	-	-	-	\$450,000	-	\$450,000
174: Charles St - Island St to Hagar St	-	-	-	\$218,000	-	\$218,000

**Supplemental Information - New Borrowing Requests**

Request	2024	2025	2026	2027	2028	Total
601: Green Bay St - 9th St S to West Ave	-	-	-	\$106,000	-	\$106,000
58: George Street - Wittenberg Pl. to Onalaska Ave.	-	-	-	\$66,000	-	\$66,000
213: Birch Street - 29th St. to Dead End East	-	-	-	\$50,000	-	\$50,000
234: Sims Place - Western Terminus to South Ave	-	-	-	-	\$1,000,000	\$1,000,000
597: Farnam St - 16th St S to 20th St S	-	-	-	-	\$1,000,000	\$1,000,000
229: Weston Street - East Ave. to 21st Pl. S	-	-	-	-	\$637,000	\$637,000
181: Milwaukee St- Buchner Pl to Causeway Blvd	-	-	-	-	\$292,000	\$292,000
233: Cook Street - 7th St. S to Steele St.	-	-	-	-	\$282,500	\$282,500
230: 7th St S - Wollan Pl to Cook St	-	-	-	-	\$216,000	\$216,000
228: Travis Street - East Ave. to 20th St. S	-	-	-	-	\$208,000	\$208,000
823: 13th Place - Travis to Barlow	-	-	-	-	\$139,500	\$139,500
819: 13th Pl - Barlow to Weston	-	-	-	-	\$139,400	\$139,400
	\$5,443,000	\$2,078,500	\$2,149,000	\$3,959,000	\$3,914,400	\$17,543,900

**Borrowing - Revenue Bonds/Notes: Water Utility**

423: Saint Andrew Street - Wood St. to Dead End East	\$500,000	-	-	-	-	\$500,000
602: Green Bay St - West Ave to East Ave	\$304,000	-	-	-	-	\$304,000
134: Saint James Street - Copeland Ave. to Caledonia St.	\$45,000	-	-	-	-	\$45,000
183: Moore St - Prospect St to dead end east	\$30,000	-	-	-	-	\$30,000
593: Redfield Street - 21st Street South to Losey Boulevard	-	\$847,800	-	-	-	\$847,800
598: Green Bay St - 22nd St S to Losey Blvd	-	\$300,000	-	-	-	\$300,000
220: 20th St S - Hyde Ave to Weston St	-	\$210,000	-	-	-	\$210,000
781: Losey Boulevard - Park Dr. to Main St.	-	-	\$2,300,000	-	-	\$2,300,000
182: Monitor St - Rose St to Lang Dr	-	-	\$400,000	-	-	\$400,000
680: 8th Street South - Johnson Street to Denton Street	-	-	\$155,000	\$155,000	-	\$310,000
160: 17th Pl S - Main St to Cass St	-	-	-	\$407,400	-	\$407,400
58: George Street - Wittenberg Pl. to Onalaska Ave.	-	-	-	\$140,000	-	\$140,000
424: Sunset Drive - Green Bay St. to State Rd.	-	-	-	-	\$205,000	\$205,000
	\$879,000	\$1,357,800	\$2,855,000	\$702,400	\$205,000	\$5,999,200

# TIF Funded Project Requests

Request	2024	2025	2026	2027	2028	Total
---------	------	------	------	------	------	-------

*Figures only include TIF portion of project funding does not include total project cost.*

## Other - TIF Increment - 10

773: Pettibone Parking Lot	\$200,000	-	-	-	-	\$200,000
	<b>\$200,000</b>	<b>-</b>	<b>-</b>	<b>-</b>	<b>-</b>	<b>\$200,000</b>

## Other - TIF Increment - 11

549: Riverside Park Site Improvement	\$275,000	-	-	-	-	\$275,000
425: 7th Street South - Ferry St. to Market St.	\$264,000	-	-	-	-	\$264,000
447: Downtown Facade Renovation Program	\$100,000	\$100,000	\$100,000	-	-	\$300,000
896: Pine Street Corridor	\$75,000	-	-	\$500,000	\$1,000,000	\$1,575,000
907: Pearl Street reconstruction	\$75,000	-	-	-	-	\$75,000
436: Ferry Street - 11th St. to 15th St.	-	\$1,625,000	-	-	-	\$1,625,000
40: 7th Street - La Crosse St. to Dead End North	-	-	\$533,000	-	-	\$533,000
224: Johnson Street - 5th Ave. to 7th St.	-	-	\$457,000	-	-	\$457,000
	<b>\$789,000</b>	<b>\$1,725,000</b>	<b>\$1,090,000</b>	<b>\$500,000</b>	<b>\$1,000,000</b>	<b>\$5,104,000</b>

## Other - TIF Increment - 15

848: Erickson Park Skate Plaza	\$300,000	-	-	-	-	\$300,000
430: 28th Street South - Lincoln Ave. to Ward Ave.	\$198,000	-	-	-	-	\$198,000
558: Seminary Park	\$150,000	-	-	-	-	\$150,000
179: Lincoln Avenue - 29th St. to 32nd St.	-	\$374,667	-	-	-	\$374,667
716: Coulee Park	-	\$100,000	-	-	-	\$100,000
	<b>\$648,000</b>	<b>\$474,667</b>	<b>-</b>	<b>-</b>	<b>-</b>	<b>\$1,122,667</b>

## Other - TIF Increment - 16

895: Charles St Affordable Housing	\$250,000	\$125,000	-	-	-	\$375,000
682: Red Cloud Park Trail	-	\$50,000	-	-	-	\$50,000
433: Hagar Street - Liberty St. to Avon St.	-	-	\$264,000	-	-	\$264,000
174: Charles St - Island St to Hagar St	-	-	-	\$759,000	-	\$759,000
	<b>\$250,000</b>	<b>\$175,000</b>	<b>\$264,000</b>	<b>\$759,000</b>	<b>-</b>	<b>\$1,448,000</b>

## Other - TIF Increment - 17

896: Pine Street Corridor	-	-	-	\$1,000,000	\$500,000	\$1,500,000
	<b>-</b>	<b>-</b>	<b>-</b>	<b>\$1,000,000</b>	<b>\$500,000</b>	<b>\$1,500,000</b>

## Other - TIF Increment - 18

171: Buchner PI - Copeland Ave to Dead End West	-	\$1,175,500	-	-	-	\$1,175,500
555: River Point District Waterway Development Plan	-	\$500,000	\$500,000	\$500,000	-	\$1,500,000
853: River Point District Marina	-	-	\$3,300,000	-	-	\$3,300,000
181: Milwaukee St- Buchner PI to Causeway Blvd	-	-	-	-	\$433,000	\$433,000
	<b>-</b>	<b>\$1,675,500</b>	<b>\$3,800,000</b>	<b>\$500,000</b>	<b>\$433,000</b>	<b>\$6,408,500</b>

# Unfunded Requests

Request	Past Funded Amount	Unfunded Amount	Total Amount
<b>Buildings &amp; Grounds - City Hall</b>			
563: City Hall Windows, Air Seal Replacements	-	\$800,000	\$800,000
564: City Hall Parking Lot	-	\$125,000	\$125,000
663: City Hall Stairwell Refurbishments	-	\$50,000	\$50,000
	-	\$975,000	\$975,000
<b>Buildings &amp; Grounds - La Crosse Center</b>			
642: Sound System for South Hall B, Ballroom, Foyer and Boardrooms	-	\$825,000	\$825,000
805: South Ballroom Carpeting	-	\$175,000	\$175,000
862: HVAC Upgrades	-	\$100,000	\$100,000
863: Building Wide Ceiling Tile Replacement	-	\$125,000	\$125,000
864: Technology Infrastructure Upgrades	-	\$150,000	\$150,000
866: Escalator Upgrade	-	\$900,000	\$900,000
890: Dance Floor Replacement	-	\$65,000	\$65,000
	-	\$2,340,000	\$2,340,000
<b>Buildings &amp; Grounds - Others</b>			
701: South Side Neighborhood Center Roof	-	\$50,000	\$50,000
777: Green Island Ice Arena Roof	-	\$300,000	\$300,000
	-	\$350,000	\$350,000
<b>Flood Control, Harbors &amp; Waterfront</b>			
551: Marsh Hydrological Study & Implementation	\$300,000	\$400,000	\$700,000
567: Municipal Boat Harbor Parking Facility	-	\$750,000	\$750,000
706: Municipal Harbor Transient Dock	-	\$250,000	\$250,000
725: Utility line to La Crosse Municipal Harbor	-	\$40,000	\$40,000
749: Copeland Park Transient Dock and Marina	-	\$750,000	\$750,000
764: Pettibone Park Waterline Extension	-	\$350,000	\$350,000
776: Municipal Boat Harbor Gazebo	-	\$150,000	\$150,000
	\$300,000	\$2,690,000	\$2,990,000
<b>Parks, Recreation &amp; Forestry</b>			
441: Trails / Bluffland	\$550,000	\$800,000	\$1,350,000
544: Forest Hills Tennis Courts	-	\$300,000	\$300,000
546: East Copeland Parking Lot	-	\$400,000	\$400,000
547: West Copeland Parking Lot	-	\$600,000	\$600,000
548: Copeland Park Shelters and Site Improvements	\$30,000	\$2,400,000	\$2,430,000
550: Forest Hills Irrigation System	-	\$900,000	\$900,000
557: Merry Meadows Park	-	\$100,000	\$100,000
559: Glendale Park	-	\$100,000	\$100,000
560: Hass Park	-	\$200,000	\$200,000
698: City Wide Fence Replacement	-	\$200,000	\$200,000
700: Chad Erickson Lagoon Trail Stabilization	-	\$75,000	\$75,000
703: Houska Park Pedestrian Bridge Replacement	-	\$250,000	\$250,000
714: Lueth Park	-	\$50,000	\$50,000
768: Riverside Park Pergola	-	\$100,000	\$100,000
772: Pettibone Beach House	-	\$250,000	\$250,000
774: Riverside International Friendship Gardens	-	\$25,000	\$25,000
775: Forest Hills Parking Lot	-	\$450,000	\$450,000
778: Civic Center Park	-	\$100,000	\$100,000
849: Wittenberg Dog Park	-	\$125,000	\$125,000
850: Trane Park Improvements	-	\$150,000	\$150,000
855: Aspen Trail Bridge Replacement	-	\$100,000	\$100,000
	\$580,000	\$7,675,000	\$8,255,000
<b>Planning &amp; Community Development - Economic Development</b>			
898: Industrial Park Expansion Project	-	\$1,500,000	\$1,500,000
	-	\$1,500,000	\$1,500,000
<b>Planning &amp; Community Development - Plans &amp; Studies</b>			
735: Lost La Crosse- Historic Signage Project	-	\$30,000	\$30,000
	-	\$30,000	\$30,000
<b>Transportation &amp; Utilities - Streets</b>			
56: Front St Regrade and Reconstruction	\$500,000	\$2,000,000	\$2,500,000

**Supplemental Information - Unfunded Requests**

Request	Past Funded Amount	Unfunded Amount	Total Amount
885: Palace Street - midblock RRFB east of Charles St	-	\$60,000	\$60,000
	\$500,000	\$2,060,000	\$2,560,000

**Transportation & Utilities - Streetscaping & Lighting**

259: Pedestrian Lighting, 7th St N - from La Crosse St to North Terminus	-	\$90,000	\$90,000
271: 8th St Pedestrian Lighting, Jackson St. to Cass St.	-	\$770,000	\$770,000
830: New Infill Sidewalk - Miller St, from Cook St to Niebalski Bridge	-	\$700,000	\$700,000
	-	\$1,560,000	\$1,560,000
	\$1,380,000	\$19,180,000	\$20,560,000