

# **CITY OF LA CROSSE**



## **DEPARTMENT OF BUILDING AND INSPECTIONS**

**2013**

**ANNUAL REPORT**

# ANNUAL REPORT

## Initiatives and Enhancements

- Completed Residential Rental Inspection of 1096 units in 2013.
- There were 226 new registrations of Single Family Dwellings zoned R-1 Single Family/Washburn Residential and 306 renewals of the same in 2013.
- The Vacant Building Registration Program had 27 buildings registered in 2013.

## Activity Reports

### Maintenance Inspection

Maintenance Enforcement activity decreased from 2,676 actions in year 2012 to 2,598 in year 2013.

### Property Maintenance – Compliance Rates

The overall average compliance rate decreased from nearly 90% in 2012 to nearly 89% in 2013.

#### **2013 Totals**

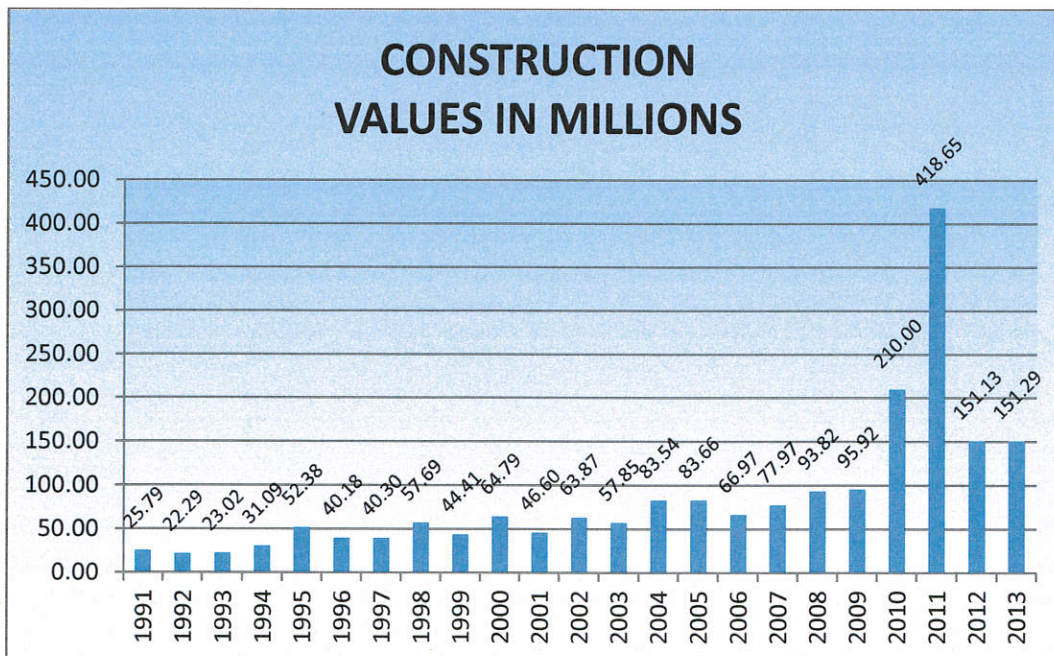
TYPE OF ORDER TO CORRECT	<u>ORDERS ISSUED</u>	<u>COMPLIANCE ACHIEVED</u>	<u>RATE OF COMPLIANCE</u>
	YTD	YTD	YTD
REPAIR BUILDING	228	190	83.33%
+ RENTAL	733	608	82.95%
GARBAGE & REFUSE	116	114	98.28%
+ RENTAL	163	159	97.55%
OPEN STORAGE	242	227	93.80%
+ RENTAL	372	355	95.43%
MISC.- SIGN REPAIR/REMOVE	11	11	100.00%
<b>SUB TOTAL</b>	<b>1865</b>	<b>1664</b>	<b>89.22%</b>
Service Requests (called in by public)	338	303	89.64%
+ RENTAL	395	340	86.08%
<b>TOTAL</b>	<b>2598</b>	<b>2307</b>	<b><u>88.80%</u></b>

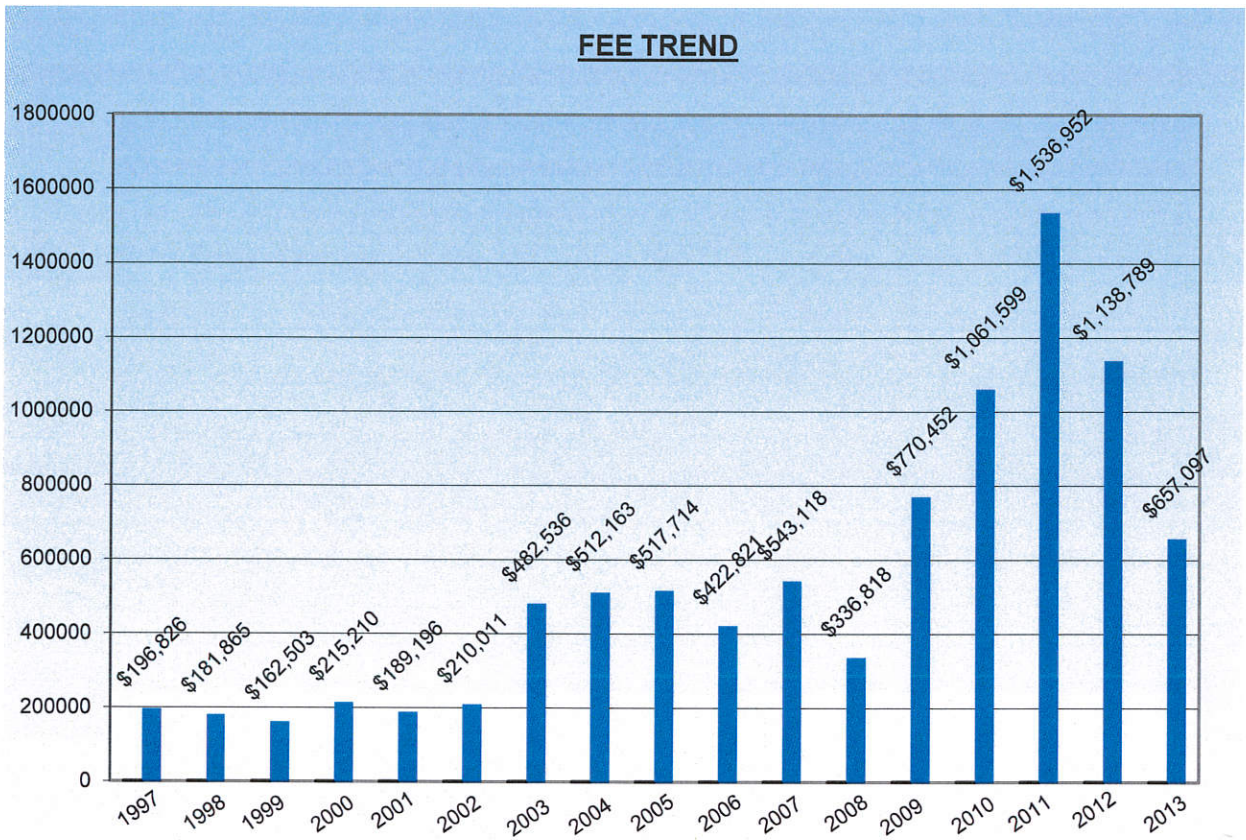
## **ANNUAL PERMIT SUMMARY 2013**

Building Permits	2,231
Land Disturbance Permits	44
Electrical Permits	714
HVAC Permits	381
Plumbing Permits	530
Rental Inspection Permits	878
Detached Garage Permits	48
Shed Permits	30
Sign Permits	183
Miscellaneous Permits	505

**Total Permit Issued - 2013**

**5,544**





### **ANNUAL FEE SUMMARY 2013**

Building Permit Fee	\$341,287.57
Land Disturbance Fee	\$2,402.00
Electrical Permit Fee (Auto)	\$75,148.70
HVAC Permit fee	\$64,662.93
Plumbing Permit Fee	\$36,074.00
Rental Inspection Fee	\$9,630.00
Sign Permit Fee	\$19,311.00
Miscellaneous	\$108,581.11

**Total Permit Fees Collected - 2013** **\$657,097.31**

**Total License Fees Collected - 2013** **\$40,331.00**

# NEW CONSTRUCTION / DEMOLITION REPORT

## New Construction

There were 23 new residential buildings ( new dwelling units) constructed in 2013:

17 -	(1) unit dwellings .....	17 Units
1 -	(2) unit dwellings.....	2 Units
1 -	(3) unit dwellings.....	3 Units
1 -	(15) unit dwellings.....	15 Units
1 -	(20) unit dwellings.....	20 Units
1 -	(24) unit dwellings.....	24 Units
1 -	(144) unit dwellings.....	144 Units
<b><u>23 New Residential Buildings</u></b>		<b>225 Units</b>

There was a net *loss* of 16 residential *buildings* for 2013. [39 razed -23 new = 16]  
There was a net *gain* of 174 *dwelling units* for 2013. [225 - 51 razed =174]

There was a net *gain* of 46 garage/utility buildings built in 2013: 48 new detached garages and 30 new yard-sheds. [48 +30 =78] [78 -32 razed =46]

There were 7 new commercial and industrial structures built in 2013:  
3 - Commercial      1 - Industrial      3 - Institutional

## Building Demolition

There were 39 residential buildings (51 dwelling units) razed during 2013:

30	(1) Unit dwellings .....	30 Units
6	(2) Unit dwellings .....	12 Units
3	(3) Unit dwellings .....	9 Units
39	Buildings	51 Units

There were 32 garage/utility buildings and 11 commercial structures razed in 2013.


## Other Construction

There were 48 additions to single family dwellings, 12 additions to Industrial buildings and 66 decks built in 2013.

We invite you to view the attached "before and after" photographs taken in 2013. We think that you will appreciate the compliance achieved by your Building and Inspections Department, working with property owners to make our city a better place in which to live, work, and procure goods and services.

David Reinhart  
Chief of Building & Inspections





















1227

1223









