

LA CROSSE WISCONSIN



2022-2026 Capital Budget

Resolution 21-0924

Approved By Common Council - 9/9/21

Table of Contents

Introduction/Overview	1
CIP Planning Structure	2
Capital Budget Process Timeline	3
Tax Incremental Financing (TIF)	4
Totals by Funding Source	6
Totals by Expenditure Category	7
Buildings & Grounds	9
City Hall	10
La Crosse Center	11
Library	12
Others	13
Capital Equipment	14
General Government	15
Fire	15
Information Technology	17
La Crosse Center	18
Parks, Recreation and Forestry	19
Police	21
Refuse and Recycling	22
Streets	23
Enterprise Funds	25
Airport	25
Sanitary Sewer Utility	27
Stormwater Utility	28
Water Utility	29
Special Revenue Funds	30
Municipal Transit	30
Flood Control, Harbors & Waterfront	31
Parks, Recreation & Forestry	33
Planning & Community Development	36
Economic Development	37
Housing	38
Neighborhoods	39
Plans & Studies	40
Public Safety	41
Transportation & Utilities	42

Alleys	43
Streets	44
Streetscaping & Lighting	53
Utilities	55
Airport	57
Bridges	59
Supplemental Information	60
New Borrowing Requests	60
TIF Funded Project Requests	64
Unfunded Requests	65
Leased Vehicles	66

Introduction/Overview

The City of La Crosse is pleased to submit the 2022-2026 Capital Improvement Plan (CIP) to the citizens of La Crosse and the City Council Members. The Plan is a 5-year plan, adopted by the City of La Crosse, detailing the capital outlays over the next 5 years that will serve and enrich the lives of City residents in line with the City's core values and mission. The CIP represents the City's plan for development and is intended to balance the City's capital needs with its fiscal responsibility and financial limitations. The five-year plan is reviewed on an annual basis to adjust for changing needs/priorities of the community and changing framework of ongoing projects.

CIP Appropriations

The first year in the Capital Improvement Plan is the year that actual appropriations are authorized by the Common Council. The remaining four years are guides for future development of City infrastructure.

Capital Improvement Plan Policies

The Capital Improvement Budget includes both Capital Equipment and Capital Projects. A Capital Project is defined in the municipal code as a project that is expected to have a useful life of over one year and provide a minimum asset value over \$20,000. Capital Equipment is an outlay for equipment that is expected to have a useful life of over one year and provide a minimum asset value over \$10,000.

The City will prepare and adopt a 5-year Capital Improvement Plan (CIP) to systematically identify, plan, schedule, finance, track, and monitor capital projects to ensure cost effectiveness as well as conformance to established policies.

New projects and equipment that require annual operating and maintenance costs must be added to the appropriate department's annual operating budget.

Any unanticipated projects and equipment not previously listed in the capital budget requiring immediate funding from the Capital Budget will require a two-thirds vote by the Common Council members present at the time of adoption to be included.

Project implementation shall be the responsibility of the Board of Public Works. The Board of Public Works will ensure that all projects enumerated and funded in the adopted annual Capital Improvement Budget are designed, bid, purchased, and constructed.

CIP Planning Structure

Capital project and equipment requests are submitted to the Finance Dept by each Department in the City. The CIP consists of two separate documents: A Capital Project Budget and a Capital Equipment Budget. There are two main committees that oversee the planning of the CIP. The Board of Public Works reviews and approves the Capital Equipment requests. The review and approval of the Capital Projects is the responsibility of the City Planning Commission. These respective boards approve the recommended budgets for ultimate approval by the Common Council.

Mayor

Mitch Reynolds

Board of Public Works

Mitch Reynolds
Mayor and Presiding Officer

Matthew Gallagher
City Engineer

Chris Kahlow
Council Member

Andrea Trane
Director of Planning

Rebecca Schwarz
Council Member

City Planning Commission

Mitch Reynolds
Mayor and Presiding Officer

Jennifer Trost
Council Member

Matthew Gallagher
City Engineer

Elaine Yager
Citizen Member

Scott Neumeister
Council Member

Chris Kahlow
Council Member

James Cherf
Citizen Member

Paul Schoenfeld
Citizen Member

Cassandra Woodward
Citizen Member

Common Council

Barb Janssen
Council President, District 3

Andrea Richmond
Council Member, District 1

Larry Slezniow
Council Member, District 4

Chris Kahlow
Council Member, District 6

Mackenzie Mindel
Council Member, District 8

Rebecca Schwarz
Council Member, District 10

Doug Happel
Council Member, District 12

Scott Neumeister
Council Member, District 2

Justice Weaver
Council Member, District 5

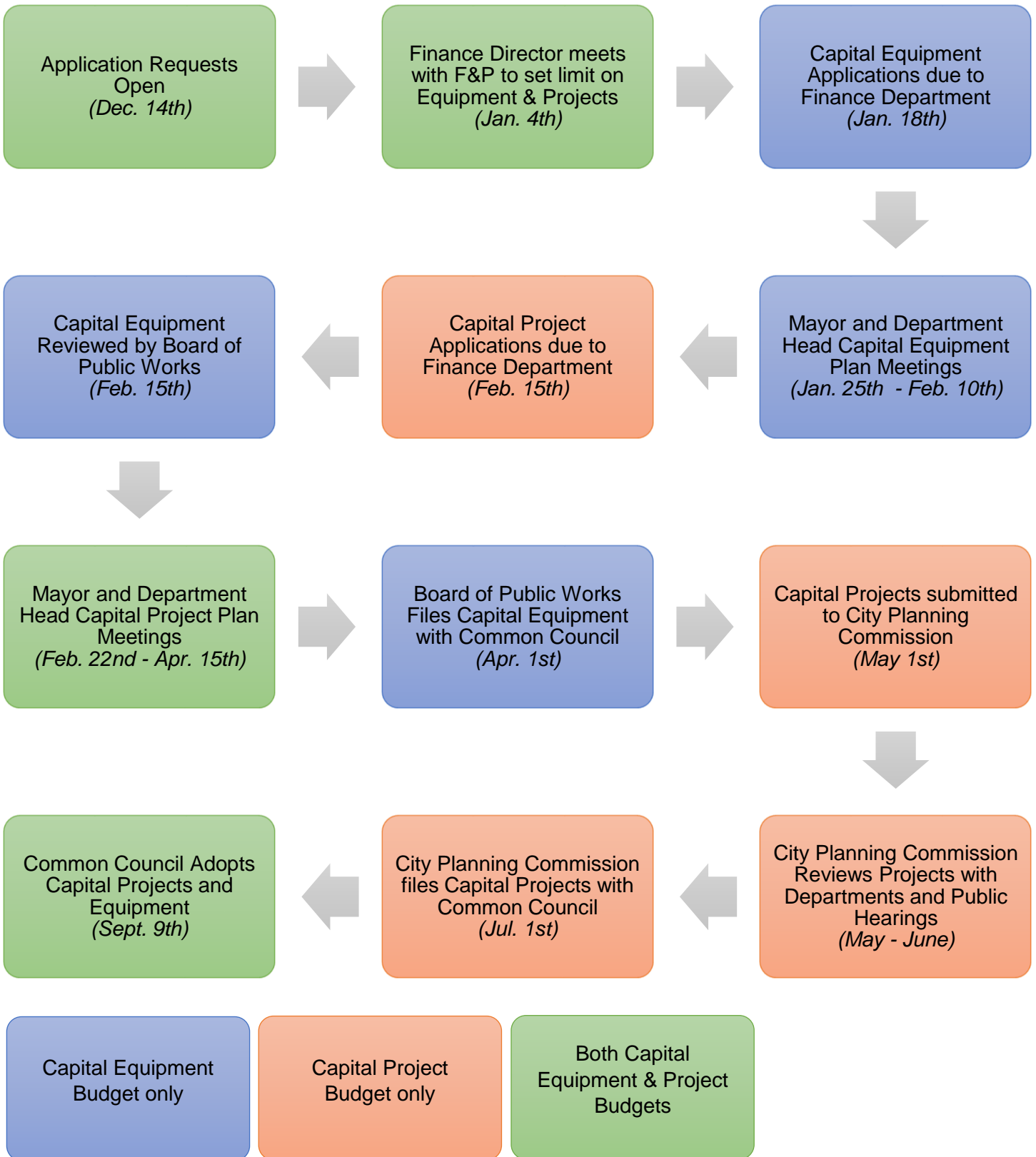
Mac Kiel
Council Member, District 7

Chris Woodard
Council Member, District 9

Jennifer Trost
Council Member, District 11

Mark Neumann
Council Member, District 13

Capital Budget Process Timeline



Tax Incremental Financing (TIF)

Tax Incremental Financing (TIF) generates tax revenue that can be used to fund infrastructure investment and other eligible projects that will facilitate private development. When a Tax Increment District (TID) is created, the current value of all the taxable property within the defined boundaries is established. This value is the “base value” of the TID. The taxes collected on this portion of the property value are shared by the overlying taxing jurisdictions, and once the TID is created this portion of the tax collections is allocated as it was at the creation of the TID. (See Figure 1)

Over the life of the TID, the county, school district, technical college and municipality collect taxes generated from the TID base value. Meanwhile, new construction and investment increase the value of the district. All of the taxes collected on the growth in value of the district (or the "value increment") are turned over to the City as "tax increment" revenue. The City uses this revenue stream to pay for improvements that it made within the district which were in the approved project plan.

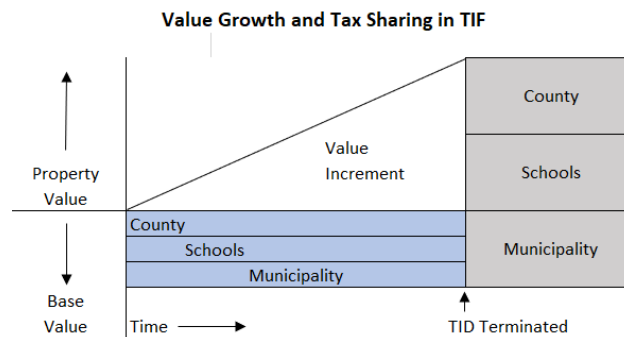
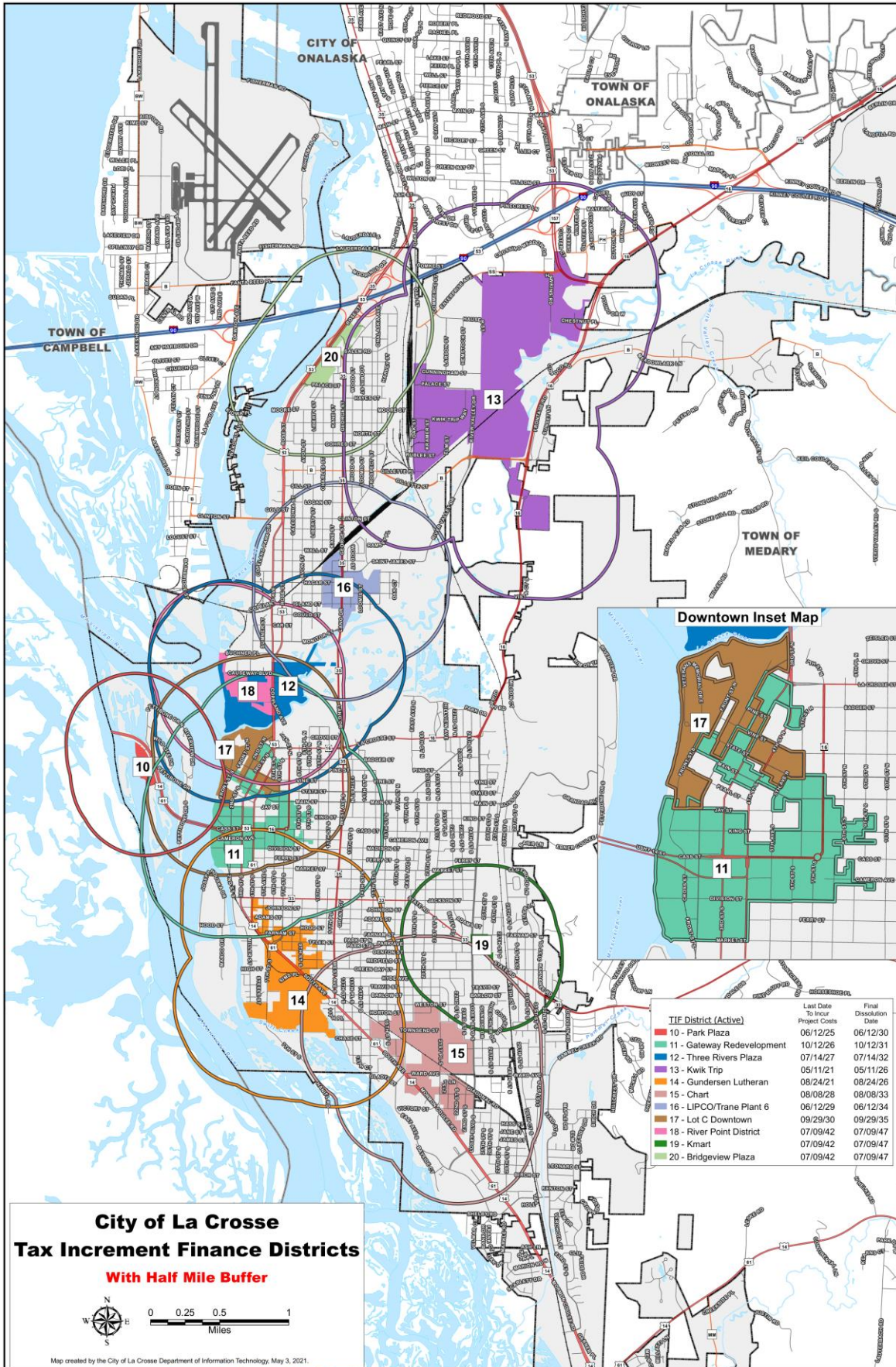


Figure 1

At the end of the maximum life period, or as soon as tax increments are collected in excess of total approved project costs, the TID is terminated. The entire value of the property that was in the TID is returned to the tax rolls of the overlying taxing jurisdictions. While the TID exists, the tax collections for each overlying jurisdiction are limited to the base value of the TID parcels. After termination of the TID, all of the overlying taxing jurisdictions share in a much larger tax base. Ideally this means that rates can be lowered to generate the same amount of revenue for the jurisdiction.

City of La Crosse Tax Incremental Districts

	Expenditure Period Deadline	TID Closure Date
TID 10 - Park Plaza	6/24/2025	6/12/2030
TID 11 - Gateway Redevelopment	10/12/2026	10/12/2031
TID 12 - Three Rivers Plaza	7/14/2027	7/14/2032
TID 13 - Kwik Trip	5/11/2021	5/11/2026
TID 14 - Gundersen Lutheran	8/24/2021	8/24/2026
TID 15 - Chart	8/8/2028	8/8/2033
TID 16 - LIPCO/Trane Plant 6	6/12/2029	6/12/2034
TID 17 - Lot C Downtown	9/28/2030	9/28/2035
TID 18 – River Point District	7/9/2042	7/9/2047
TID 19 – Kmart	7/9/2042	7/9/2047
TID 20 – Bridgeview Plaza	7/9/2042	7/9/2047

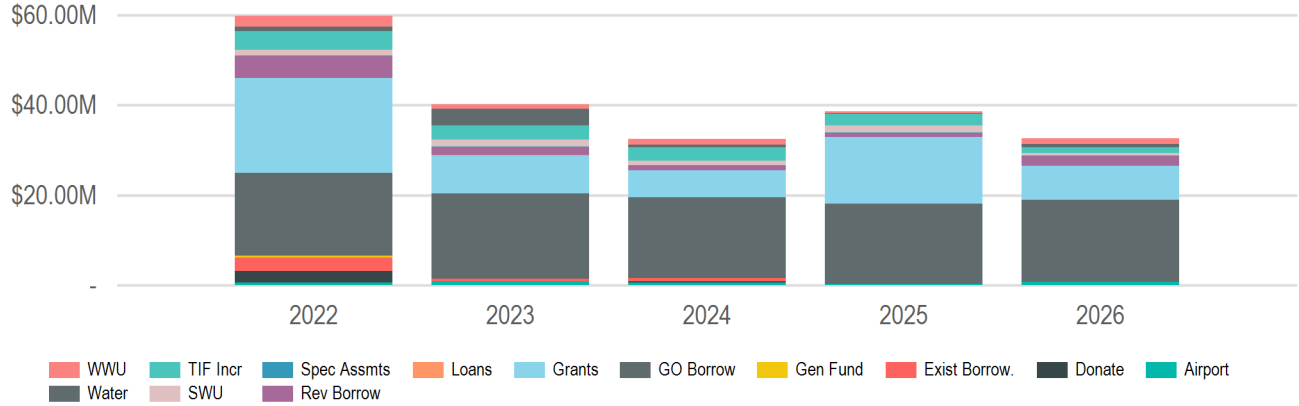


Totals by Funding Source

2022 Total Funding
\$59,879,075

2022 New Borrowing
\$23,222,196

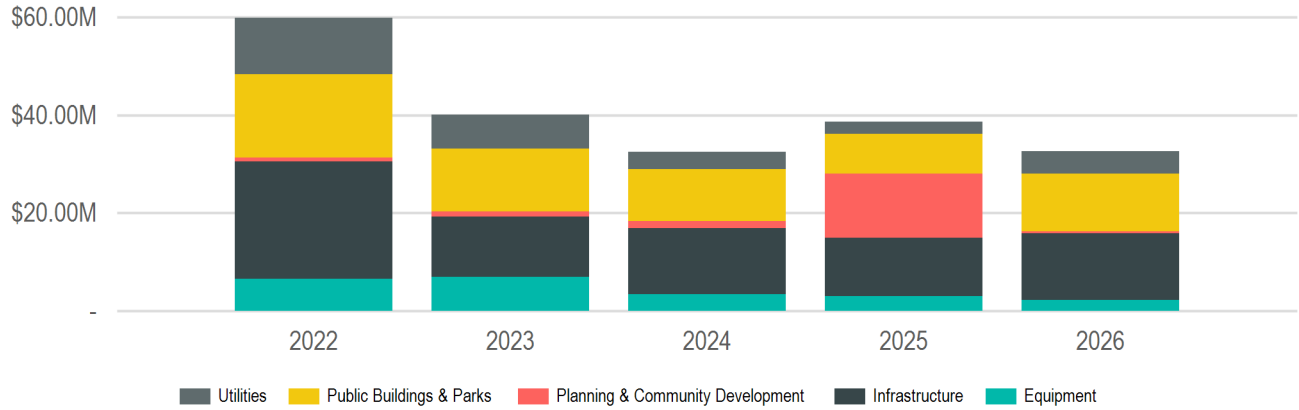
2022 City Funded
\$36,122,284



(In Thousands of Dollars)

Source	2022	2023	2024	2025	2026	Total
Borrowing	\$23,222,196	\$20,799,369	\$18,994,747	\$18,807,433	\$20,408,500	\$102,232,245
General Obligation Bonds/Notes	\$18,307,196	\$19,014,369	\$17,931,747	\$17,831,433	\$18,260,500	\$91,345,245
Loans	-	\$65,000	-	-	-	\$65,000
State Trust Fund	-	\$65,000	-	-	-	\$65,000
Revenue Bonds/Notes	\$4,915,000	\$1,720,000	\$1,063,000	\$976,000	\$2,148,000	\$10,822,000
Sanitary Sewer Utility	\$1,768,000	\$60,000	-	-	-	\$1,828,000
Storm Water Utility	\$1,020,000	\$1,660,000	\$780,000	\$926,000	\$2,048,000	\$6,434,000
Water Utility	\$2,127,000	-	\$283,000	\$50,000	\$100,000	\$2,560,000
Donations & Outside Funding	\$2,625,000	-	\$250,000	-	-	\$2,875,000
Donations	\$2,625,000	-	\$250,000	-	-	\$2,875,000
Grants & Other Intergovernmental	\$21,131,791	\$8,484,707	\$5,892,246	\$14,739,435	\$7,499,000	\$57,747,179
Federal	\$10,532,750	\$3,942,000	\$5,198,500	\$14,533,100	\$5,811,500	\$40,017,850
Local	\$13,669	\$13,707	\$13,746	\$13,785	-	\$54,907
State	\$10,585,372	\$4,529,000	\$680,000	\$192,550	\$1,687,500	\$17,674,422
Operating Funds	\$5,793,993	\$7,041,500	\$3,478,500	\$2,182,850	\$3,414,500	\$21,911,343
Enterprise/Utility Funds	\$5,310,120	\$7,041,500	\$3,478,500	\$2,182,850	\$3,414,500	\$21,427,470
Airport Operating Funds	\$207,300	\$453,000	\$302,500	\$201,100	\$427,500	\$1,591,400
Passenger Facility Charges	\$368,575	\$412,500	\$294,000	\$143,750	\$350,000	\$1,568,825
Sanitary Sewer Utility Funds	\$2,479,245	\$990,000	\$1,331,000	\$320,000	\$1,366,000	\$6,486,245
Storm Water Utility Funds	\$1,293,000	\$1,571,000	\$996,000	\$1,515,000	\$599,000	\$5,974,000
Water Utility Funds	\$962,000	\$3,615,000	\$555,000	\$3,000	\$672,000	\$5,807,000
General Fund	\$483,873	-	-	-	-	\$483,873
Streets Operating Budget	\$483,873	-	-	-	-	\$483,873
Other	\$2,937,662	\$551,200	\$803,400	-	-	\$4,292,262
Existing Borrowing Funds	\$2,937,662	\$551,200	\$803,400	-	-	\$4,292,262
Taxation	\$4,168,433	\$3,270,864	\$3,087,764	\$2,862,864	\$1,370,863	\$14,760,788
Special Assessments	\$100,000	\$100,000	\$100,000	\$100,000	\$100,000	\$500,000
TIF Increment	\$4,068,433	\$3,170,864	\$2,987,764	\$2,762,864	\$1,270,863	\$14,260,788
11 - Gateway Redevelopment	\$1,291,433	\$1,655,864	\$1,566,864	\$1,934,864	\$1,045,863	\$7,494,888
15 - Chart	-	\$300,000	\$354,000	\$528,000	-	\$1,182,000
16 - LIPCO/Trane Plant 6	-	-	-	\$300,000	\$225,000	\$525,000
17 - Lot C Downtown	-	\$120,000	\$1,066,900	-	-	\$1,186,900
18 - River Point District	\$2,777,000	\$1,095,000	-	-	-	\$3,872,000
New Borrowing Sub-Total	\$23,222,196	\$20,799,369	\$18,994,747	\$18,807,433	\$20,408,500	\$102,232,245
City Funded Sub-Total	\$36,122,284	\$31,662,933	\$26,364,411	\$23,853,147	\$25,193,863	\$143,196,638
Non-City Funded Sub-Total	\$23,756,791	\$8,484,707	\$6,142,246	\$14,739,435	\$7,499,000	\$60,622,179
	\$59,879,075	\$40,147,640	\$32,506,657	\$38,592,582	\$32,692,863	\$203,818,817

Totals by Expenditure Category



(In Thousands of Dollars)

Category	2022	2023	2024	2025	2026	Total
Equipment	\$6,503,865	\$7,024,376	\$3,386,493	\$3,031,718	\$2,261,500	\$22,207,952
Equipment and Tools	\$507,000	\$260,500	\$275,000	\$397,000	\$206,500	\$1,646,000
Technology Hardware and Software	\$763,365	\$628,876	\$959,493	\$1,179,718	\$730,000	\$4,261,452
Vehicles and Attachments	\$5,233,500	\$6,135,000	\$2,152,000	\$1,455,000	\$1,325,000	\$16,300,500
Infrastructure	\$23,976,535	\$12,308,400	\$13,574,300	\$11,959,500	\$13,663,000	\$75,481,735
Alleys	\$125,000	-	-	-	-	\$125,000
Bridges	\$25,000	\$25,000	\$25,000	\$25,000	\$25,000	\$125,000
Fiber & Telecommunications	\$105,000	\$70,000	\$70,000	\$70,000	\$70,000	\$385,000
Harbors, Docks and Waterways	\$100,000	\$540,000	\$1,000,000	\$2,700,000	\$1,450,000	\$5,790,000
Special Projects	\$317,000	-	-	-	-	\$317,000
Streets	\$21,109,573	\$10,293,400	\$10,132,400	\$8,184,500	\$11,998,000	\$61,717,873
<i>Bicycle and Pedestrian Improvements</i>	\$454,600	\$100,000	\$225,000	\$100,000	\$100,000	\$979,600
<i>Street Improvements</i>	\$100,000	\$450,000	-	-	-	\$550,000
<i>Total Street Reconstruction</i>	\$18,872,973	\$8,948,400	\$9,507,400	\$8,084,500	\$11,898,000	\$57,311,273
<i>Traffic Signals</i>	\$1,682,000	\$795,000	\$400,000	-	-	\$2,877,000
Streetscaping	\$2,194,962	\$1,380,000	\$2,346,900	\$980,000	\$120,000	\$7,021,862
<i>Boulevard Trees</i>	-	\$40,000	-	-	-	\$40,000
<i>Street Lighting</i>	\$1,819,962	\$495,000	\$495,000	\$880,000	\$20,000	\$3,709,962
<i>Streetscaping</i>	\$375,000	\$845,000	\$1,851,900	\$100,000	\$100,000	\$3,271,900
Planning & Community Development	\$854,433	\$931,364	\$1,425,864	\$13,116,364	\$395,863	\$16,723,888
Economic Development	-	\$100,000	\$1,100,000	\$12,800,000	\$100,000	\$14,100,000
<i>Façade Renovation</i>	-	\$100,000	\$100,000	\$100,000	\$100,000	\$400,000
<i>Other</i>	-	-	-	\$12,700,000	-	\$12,700,000
<i>Property and Land Acquisition</i>	-	-	\$1,000,000	-	-	\$1,000,000
Floodplain Improvements	\$100,000	\$300,000	\$100,000	\$100,000	\$100,000	\$700,000
Housing Rehabilitation	-	\$215,000	-	-	-	\$215,000
Miscellaneous	\$724,433	\$316,364	\$225,864	\$216,364	\$195,863	\$1,678,888
Neighborhoods	\$30,000	-	-	-	-	\$30,000
Public Buildings & Parks	\$17,071,997	\$12,832,500	\$10,550,000	\$8,091,000	\$11,677,500	\$60,222,997
Airport	\$6,923,997	\$6,632,500	\$5,855,000	\$2,991,000	\$7,557,500	\$29,959,997
<i>Other Buildings</i>	\$320,000	-	\$850,000	\$2,511,000	\$287,500	\$3,968,500
<i>Runways and Taxiways</i>	\$6,471,497	\$4,380,000	\$4,950,000	\$425,000	\$7,212,500	\$23,438,997
<i>Terminal</i>	\$132,500	\$2,252,500	\$55,000	\$55,000	\$57,500	\$2,552,500
Parks	\$3,968,000	\$1,750,000	\$1,575,000	\$2,150,000	\$1,870,000	\$11,313,000
<i>Aquatics Facilities</i>	-	-	\$350,000	\$400,000	-	\$750,000
<i>General Improvements</i>	\$523,000	\$100,000	\$75,000	\$400,000	\$1,300,000	\$2,398,000
<i>Recreation Facilities</i>	\$480,000	\$1,000,000	\$500,000	\$500,000	-	\$2,480,000
<i>Sports Facilities</i>	\$2,765,000	\$450,000	\$450,000	\$600,000	\$370,000	\$4,635,000
<i>Trails</i>	\$200,000	\$200,000	\$200,000	\$250,000	\$200,000	\$1,050,000
Police & Fire Stations	\$4,050,000	\$3,500,000	\$450,000	\$2,000,000	\$1,400,000	\$11,400,000
<i>Fire Stations</i>	\$4,050,000	\$3,500,000	\$450,000	\$2,000,000	\$1,400,000	\$11,400,000
Public Buildings	\$2,130,000	\$950,000	\$2,670,000	\$950,000	\$850,000	\$7,550,000
<i>City Hall</i>	\$1,480,000	\$950,000	\$750,000	\$875,000	\$350,000	\$4,405,000
<i>La Crosse Center</i>	-	-	\$745,000	-	\$470,000	\$1,215,000
<i>Library</i>	\$75,000	-	\$1,175,000	\$75,000	-	\$1,325,000
<i>Other Buildings</i>	\$575,000	-	-	-	\$30,000	\$605,000

Totals by Expenditure Category

Category	2022	2023	2024	2025	2026	Total
Utilities	\$11,472,245	\$7,051,000	\$3,570,000	\$2,394,000	\$4,695,000	\$29,182,245
Sanitary Sewer/Wastewater	\$5,784,245	\$1,050,000	\$1,331,000	\$320,000	\$1,366,000	\$9,851,245
<i>Lift Stations</i>	\$3,114,245	\$300,000	\$220,000	\$220,000	\$300,000	\$4,154,245
<i>Other</i>	-	-	\$385,000	-	-	\$385,000
<i>Sanitary Sewer Mains</i>	\$2,670,000	\$750,000	\$726,000	\$100,000	\$956,000	\$5,202,000
<i>Wastewater Treatment Plant</i>	-	-	-	-	\$110,000	\$110,000
Storm Sewer/Stormwater	\$2,542,000	\$2,836,000	\$1,681,000	\$2,021,000	\$2,647,000	\$11,727,000
<i>Lift Stations</i>	\$30,000	\$440,000	-	-	-	\$470,000
<i>Other</i>	\$100,000	\$50,000	\$50,000	\$50,000	\$50,000	\$300,000
<i>Storm Sewer Mains</i>	\$2,412,000	\$2,346,000	\$1,631,000	\$1,971,000	\$2,597,000	\$10,957,000
Water	\$3,146,000	\$3,165,000	\$558,000	\$53,000	\$682,000	\$7,604,000
<i>Watermains</i>	\$2,721,000	\$665,000	\$558,000	\$53,000	\$682,000	\$4,679,000
<i>Wells, Pumphouses and Reservoir</i>	\$425,000	\$2,500,000	-	-	-	\$2,925,000

Buildings & Grounds

2022 Total Funding

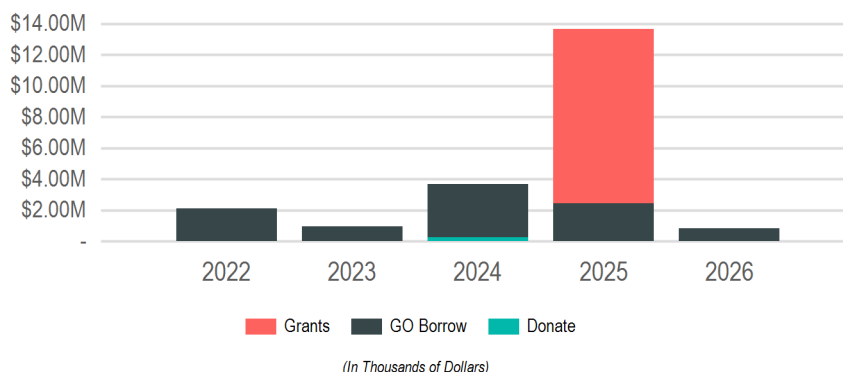
\$2,130,000

2022 New Borrowing

\$2,130,000

2022 City Funded

\$2,130,000



Summary

Project funding for Buildings & Grounds total \$2.13M in 2022 with funding completely through GO Bonds (\$2.13M). The major projects to be completed are a remodel of the Police Department within City Hall (\$1.3M) and the Riverside Park Fish Hatchery Building (\$500K). The Buildings & Ground capital plan focuses on improving gender equity for City employees and maximizing space efficiency as well as maintaining deteriorating community buildings and infrastructure.

Sub Groups

Sub Group	2022	2023	2024	2025	2026	Total
City Hall	\$1,480,000	\$950,000	\$750,000	\$875,000	\$350,000	\$4,405,000
La Crosse Center	-	-	\$745,000	-	\$470,000	\$1,215,000
Library	\$75,000	-	\$1,175,000	\$75,000	-	\$1,325,000
Others	\$575,000	-	\$1,000,000	\$12,700,000	\$30,000	\$14,305,000
	\$2,130,000	\$950,000	\$3,670,000	\$13,650,000	\$850,000	\$21,250,000

Funding Sources

Source	2022	2023	2024	2025	2026	Total
Borrowing	\$2,130,000	\$950,000	\$3,420,000	\$2,450,000	\$850,000	\$9,800,000
General Obligation Bonds/Notes	\$2,130,000	\$950,000	\$3,420,000	\$2,450,000	\$850,000	\$9,800,000
Donations & Outside Funding	-	-	\$250,000	-	-	\$250,000
Donations	-	-	\$250,000	-	-	\$250,000
Grants & Other Intergovernmental	-	-	-	\$11,200,000	-	\$11,200,000
Federal	-	-	-	\$11,200,000	-	\$11,200,000
	\$2,130,000	\$950,000	\$3,670,000	\$13,650,000	\$850,000	\$21,250,000

City Hall

2022 Total Funding

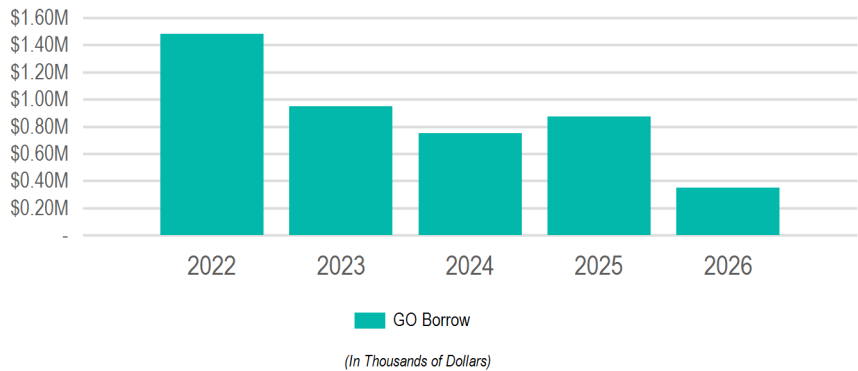
\$1,480,000

2022 New Borrowing

\$1,480,000

2022 City Funded

\$1,480,000



Funding Sources

Source	2022	2023	2024	2025	2026	Total
Borrowing	\$1,480,000	\$950,000	\$750,000	\$875,000	\$350,000	\$4,405,000
General Obligation Bonds/Notes	\$1,480,000	\$950,000	\$750,000	\$875,000	\$350,000	\$4,405,000
	\$1,480,000	\$950,000	\$750,000	\$875,000	\$350,000	\$4,405,000

Requests

Funding Source	Past	2022	2023	2024	2025	2026	Total
----------------	------	------	------	------	------	------	-------

[753]: Police Department Remodel

<i>Police</i>							
Borrowing - General Obligation Bonds/Notes	-	\$1,300,000	\$200,000	-	-	-	\$1,500,000
	-	\$1,300,000	\$200,000	-	-	-	\$1,500,000

[561]: City Hall Plumbing Repairs/Bathroom Remodel

<i>Grounds and Buildings</i>							
Borrowing - General Obligation Bonds/Notes	-	\$100,000	\$100,000	\$100,000	\$100,000	\$100,000	\$500,000
	-	\$100,000	\$100,000	\$100,000	\$100,000	\$100,000	\$500,000

[542]: City Hall Networking Cable Replacement

<i>Information Technology</i>							
Borrowing - General Obligation Bonds/Notes	-	\$50,000	\$50,000	-	-	-	\$100,000
	-	\$50,000	\$50,000	-	-	-	\$100,000

[416]: City Hall 5th Floor Remodel

<i>Information Technology</i>							
Borrowing - General Obligation Bonds/Notes	-	\$30,000	\$400,000	-	-	-	\$430,000
	-	\$30,000	\$400,000	-	-	-	\$430,000

[563]: City Hall Windows, Air Seal Replacements

<i>Grounds and Buildings</i>							
Borrowing - General Obligation Bonds/Notes	-	-	\$200,000	\$200,000	\$200,000	\$200,000	\$800,000
	-	-	\$200,000	\$200,000	\$200,000	\$200,000	\$800,000

[562]: City Hall Air Handler Replacement

<i>Grounds and Buildings</i>							
Borrowing - General Obligation Bonds/Notes	-	-	-	\$450,000	\$450,000	-	\$900,000
	-	-	-	\$450,000	\$450,000	-	\$900,000

[564]: City Hall Parking Lot

<i>Grounds and Buildings</i>							
Borrowing - General Obligation Bonds/Notes	-	-	-	-	\$125,000	-	\$125,000
	-	-	-	-	\$125,000	-	\$125,000

[663]: City Hall Stairwell Refurbishments

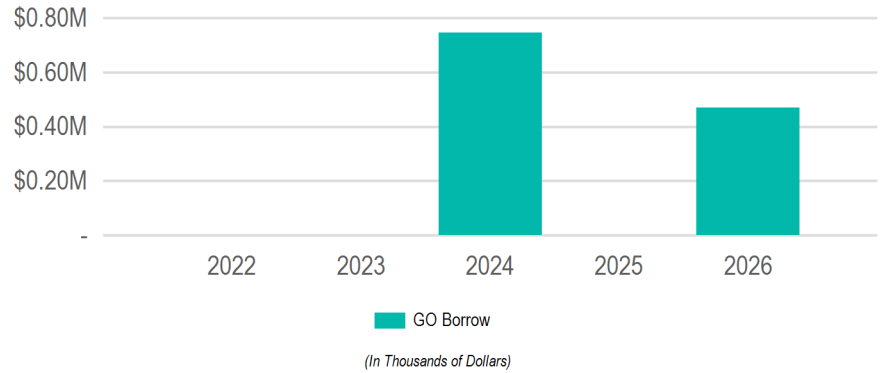
<i>Grounds and Buildings</i>							
Borrowing - General Obligation Bonds/Notes	-	-	-	-	-	\$50,000	\$50,000
	-	-	-	-	-	\$50,000	\$50,000

La Crosse Center

2022 Total Funding

2022 New Borrowing

2022 City Funded



(In Thousands of Dollars)

Funding Sources

Source	2022	2023	2024	2025	2026	Total
Borrowing	-	-	\$745,000	-	\$470,000	\$1,215,000
General Obligation Bonds/Notes	-	-	\$745,000	-	\$470,000	\$1,215,000
	-	-	\$745,000	-	\$470,000	\$1,215,000

Requests

Funding Source	Past	2022	2023	2024	2025	2026	Total
[643]: Roof Replacement for South Hall A and Lobby							
<i>La Crosse Center</i>							
Borrowing - General Obligation Bonds/Notes	-	-	-	\$700,000	-	-	\$700,000
	-	-	-	\$700,000	-	-	\$700,000
[642]: Sound System for South Hall B, Ballroom, Foyer and Boardrooms							
<i>La Crosse Center</i>							
Borrowing - General Obligation Bonds/Notes	-	-	-	\$45,000	-	-	\$45,000
	-	-	-	\$45,000	-	-	\$45,000
[540]: Restroom remodeling in South Facility							
<i>La Crosse Center</i>							
Borrowing - General Obligation Bonds/Notes	-	-	-	-	-	\$360,000	\$360,000
	-	-	-	-	-	\$360,000	\$360,000
[709]: Outside Doors in South Hall and Production							
<i>La Crosse Center</i>							
Borrowing - General Obligation Bonds/Notes	-	-	-	-	-	\$110,000	\$110,000
	-	-	-	-	-	\$110,000	\$110,000

Library

2022 Total Funding

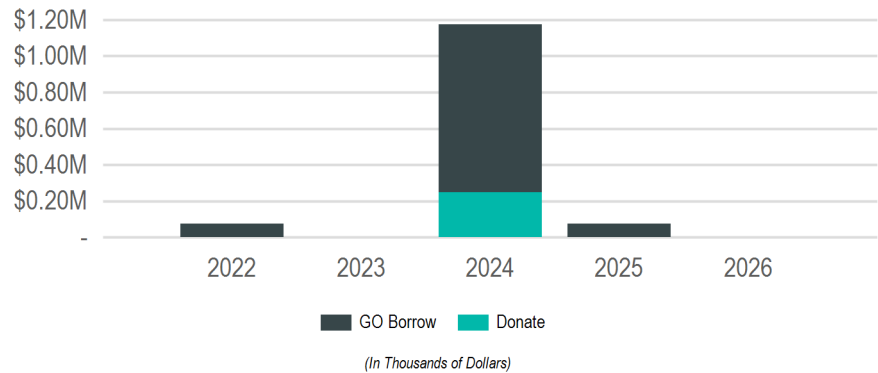
\$75,000

2022 New Borrowing

\$75,000

2022 City Funded

\$75,000



Funding Sources

Source	2022	2023	2024	2025	2026	Total
Borrowing	\$75,000	-	\$925,000	\$75,000	-	\$1,075,000
General Obligation Bonds/Notes	\$75,000	-	\$925,000	\$75,000	-	\$1,075,000
Donations & Outside Funding	-	-	\$250,000	-	-	\$250,000
Donations	-	-	\$250,000	-	-	\$250,000
	\$75,000	-	\$1,175,000	\$75,000	-	\$1,325,000

Requests

Funding Source	Past	2022	2023	2024	2025	2026	Total
[467]: Main Branch Library Main Hall Remodel							
<i>Library</i>							
Borrowing - General Obligation Bonds/Notes	-	\$75,000	-	\$175,000	-	-	\$250,000
Outside - Donations	-	-	-	\$250,000	-	-	\$250,000
	-	\$75,000	-	\$425,000	-	-	\$500,000
[466]: South Community Library Remodel							
<i>Library</i>							
Borrowing - General Obligation Bonds/Notes	\$500,000	-	-	\$750,000	-	-	\$1,250,000
	\$500,000	-	-	\$750,000	-	-	\$1,250,000
[543]: North Community Library Boiler Replacement							
<i>Library</i>							
Borrowing - General Obligation Bonds/Notes	-	-	-	-	\$75,000	-	\$75,000
	-	-	-	-	\$75,000	-	\$75,000

Others

2022 Total Funding

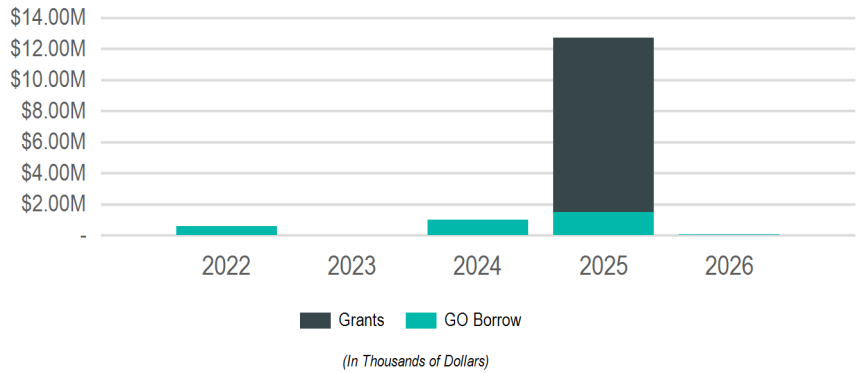
\$575,000

2022 New Borrowing

\$575,000

2022 City Funded

\$575,000



Funding Sources

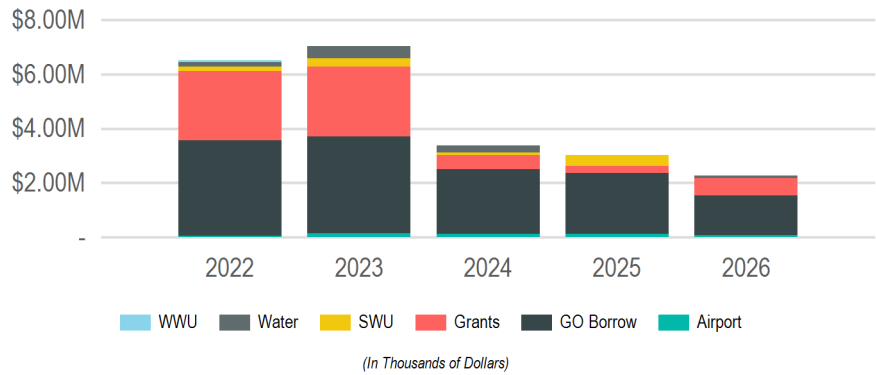
Source	2022	2023	2024	2025	2026	Total
Borrowing	\$575,000	-	\$1,000,000	\$1,500,000	\$30,000	\$3,105,000
General Obligation Bonds/Notes	\$575,000	-	\$1,000,000	\$1,500,000	\$30,000	\$3,105,000
Grants & Other Intergovernmental	-	-	-	\$11,200,000	-	\$11,200,000
Federal	-	-	-	\$11,200,000	-	\$11,200,000
	\$575,000	-	\$1,000,000	\$12,700,000	\$30,000	\$14,305,000

Requests

Funding Source	Past	2022	2023	2024	2025	2026	Total
[508]: Riverside Park - Fish Hatchery Building							
<i>Parks, Recreation and Forestry</i>							
Borrowing - General Obligation Bonds/Notes	\$500,000	\$500,000	-	-	-	-	\$1,000,000
	\$500,000	\$500,000	-	-	-	-	\$1,000,000
[722]: Police Evidence Building Garage Floor Replacement							
<i>Grounds and Buildings; Police</i>							
Borrowing - General Obligation Bonds/Notes	-	\$75,000	-	-	-	-	\$75,000
	-	\$75,000	-	-	-	-	\$75,000
[656]: Public Market							
<i>Planning and Development</i>							
Borrowing - General Obligation Bonds/Notes	-	-	-	\$1,000,000	\$1,500,000	-	\$2,500,000
Grants - Federal	-	-	-	-	\$11,200,000	-	\$11,200,000
	-	-	-	\$1,000,000	\$12,700,000	-	\$13,700,000
[701]: South Side Neighborhood Center Roof							
<i>Parks, Recreation and Forestry</i>							
Borrowing - General Obligation Bonds/Notes	-	-	-	-	-	\$30,000	\$30,000
	-	-	-	-	-	\$30,000	\$30,000

Capital Equipment

2022 Total Funding
\$6,503,865
2022 New Borrowing
\$3,501,596
2022 City Funded
\$3,944,396



Departments

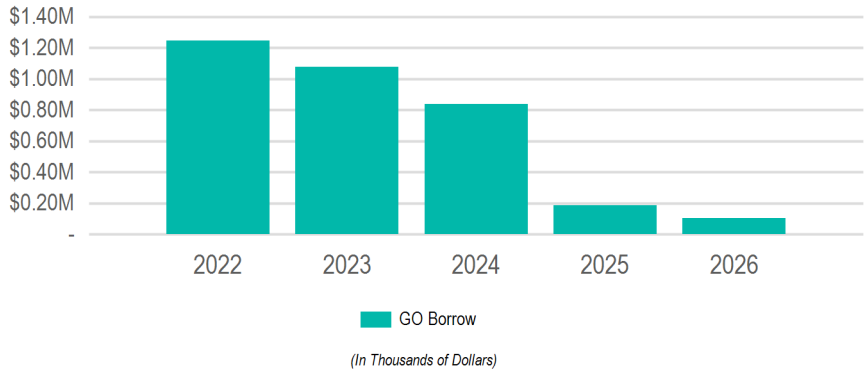
Department	2022	2023	2024	2025	2026	Total
General Government	\$3,103,365	\$3,065,376	\$2,391,493	\$2,232,218	\$1,452,500	\$12,244,952
Fire	\$1,247,000	\$1,077,000	\$840,000	\$187,000	\$102,000	\$3,453,000
Information Technology	\$763,365	\$628,876	\$959,493	\$1,107,218	\$730,000	\$4,188,952
La Crosse Center	\$50,000	\$344,000	\$50,000	\$225,000	\$50,000	\$719,000
Parks, Recreation and Forestry	\$125,000	\$196,000	\$147,000	\$195,000	\$59,000	\$722,000
Police	\$20,000	\$20,000	\$20,000	\$20,000	\$20,000	\$100,000
Refuse and Recycling	\$10,000	\$13,500	\$60,000	\$75,000	\$10,500	\$169,000
Streets	\$888,000	\$786,000	\$315,000	\$423,000	\$481,000	\$2,893,000
Enterprise Funds	\$1,341,000	\$899,000	\$995,000	\$799,500	\$809,000	\$4,843,500
Airport	\$954,000	\$154,000	\$620,000	\$379,500	\$719,000	\$2,826,500
Sanitary Sewer Utility	\$55,000	-	-	-	-	\$55,000
Stormwater Utility	\$160,000	\$295,000	\$95,000	\$420,000	-	\$970,000
Water Utility	\$172,000	\$450,000	\$280,000	-	\$90,000	\$992,000
Special Revenue Funds	\$2,059,500	\$3,060,000	-	-	-	\$5,119,500
Municipal Transit	\$2,059,500	\$3,060,000	-	-	-	\$5,119,500
	\$6,503,865	\$7,024,376	\$3,386,493	\$3,031,718	\$2,261,500	\$22,207,952

Funding Sources

Source	2022	2023	2024	2025	2026	Total
Borrowing	\$3,501,596	\$3,561,669	\$2,377,747	\$2,218,433	\$1,452,500	\$13,111,945
General Obligation Bonds/Notes	\$3,501,596	\$3,561,669	\$2,377,747	\$2,218,433	\$1,452,500	\$13,111,945
Grants & Other Intergovernmental	\$2,559,469	\$2,563,707	\$509,746	\$259,385	\$636,500	\$6,528,807
Federal	\$898,200	-	\$496,000	\$245,600	\$636,500	\$2,276,300
Local	\$13,669	\$13,707	\$13,746	\$13,785	-	\$54,907
State	\$1,647,600	\$2,550,000	-	-	-	\$4,197,600
Operating Funds	\$442,800	\$899,000	\$499,000	\$553,900	\$172,500	\$2,567,200
Enterprise/Utility Funds	\$442,800	\$899,000	\$499,000	\$553,900	\$172,500	\$2,567,200
	\$6,503,865	\$7,024,376	\$3,386,493	\$3,031,718	\$2,261,500	\$22,207,952

General Government - Fire

2022 Total Funding
\$1,247,000
2022 New Borrowing
\$1,247,000
2022 City Funded
\$1,247,000



Funding Sources

Source	2022	2023	2024	2025	2026	Total
Borrowing	\$1,247,000	\$1,077,000	\$840,000	\$187,000	\$102,000	\$3,453,000
General Obligation Bonds/Notes	\$1,247,000	\$1,077,000	\$840,000	\$187,000	\$102,000	\$3,453,000
	\$1,247,000	\$1,077,000	\$840,000	\$187,000	\$102,000	\$3,453,000

Requests

Funding Source	Past	2022	2023	2024	2025	2026	Total
[E262]: Urban Search And Rescue Response & Mobile Incident Command Post Vehicle							
<i>Fire</i>							
Borrowing - General Obligation Bonds/Notes	-	\$875,000	-	-	-	-	\$875,000
	-	\$875,000	-	-	-	-	\$875,000
[E97]: Training Site - Equipment Improvements and Live Burn Engineering Requirements							
<i>Fire</i>							
Borrowing - General Obligation Bonds/Notes	\$217,200	\$150,000	-	-	-	-	\$367,200
	\$217,200	\$150,000	-	-	-	-	\$367,200
[E109]: Special Operations Teams and Urban Search and Rescue Response Equipment							
<i>Fire</i>							
Borrowing - General Obligation Bonds/Notes	\$80,000	\$80,000	\$80,000	\$80,000	\$80,000	\$80,000	\$480,000
	\$80,000	\$80,000	\$80,000	\$80,000	\$80,000	\$80,000	\$480,000
[E291]: Suspension Upgrades & Vehicle Repairs - 2 response vehicles							
<i>Fire</i>							
Borrowing - General Obligation Bonds/Notes	-	\$60,000	-	-	-	-	\$60,000
	-	\$60,000	-	-	-	-	\$60,000
[E125]: Pumping Apparatus Appliances and Equipment							
<i>Fire</i>							
Borrowing - General Obligation Bonds/Notes	-	\$30,000	-	-	-	-	\$30,000
	-	\$30,000	-	-	-	-	\$30,000
[E196]: Thermal Imaging Cameras							
<i>Fire</i>							
Borrowing - General Obligation Bonds/Notes	\$27,000	\$30,000	\$40,000	-	\$20,000	-	\$117,000
	\$27,000	\$30,000	\$40,000	-	\$20,000	-	\$117,000
[E96]: Advanced Life Support/Basic Life Support Emergency Medical Services Equipment							
<i>Fire</i>							
Borrowing - General Obligation Bonds/Notes	-	\$22,000	\$22,000	\$22,000	\$22,000	\$22,000	\$110,000
	-	\$22,000	\$22,000	\$22,000	\$22,000	\$22,000	\$110,000
[E263]: Hazardous Materials Team Response Vehicle							
<i>Fire</i>							
Borrowing - General Obligation Bonds/Notes	-	-	\$850,000	-	-	-	\$850,000
	-	-	\$850,000	-	-	-	\$850,000
[E119]: Cardiac Monitors and Associated Equipment							
<i>Fire</i>							
Borrowing - General Obligation Bonds/Notes	-	-	\$55,000	-	\$65,000	-	\$120,000
	-	-	\$55,000	-	\$65,000	-	\$120,000

Requests

Funding Source	Past	2022	2023	2024	2025	2026	Total
[E290]: Kitchen Fire Safety Education Trailer							
<i>Fire</i>							
Borrowing - General Obligation Bonds/Notes	-	-	\$30,000	-	-	-	\$30,000
	-	-	\$30,000	-	-	-	\$30,000
[E194]: Fire Engine							
<i>Fire</i>							
Borrowing - General Obligation Bonds/Notes	-	-	-	\$700,000	-	-	\$700,000
	-	-	-	\$700,000	-	-	\$700,000
[E193]: Structural Firefighting Helmets							
<i>Fire</i>							
Borrowing - General Obligation Bonds/Notes	-	-	-	\$38,000	-	-	\$38,000
	-	-	-	\$38,000	-	-	\$38,000

General Government - Information Technology

2022 Total Funding

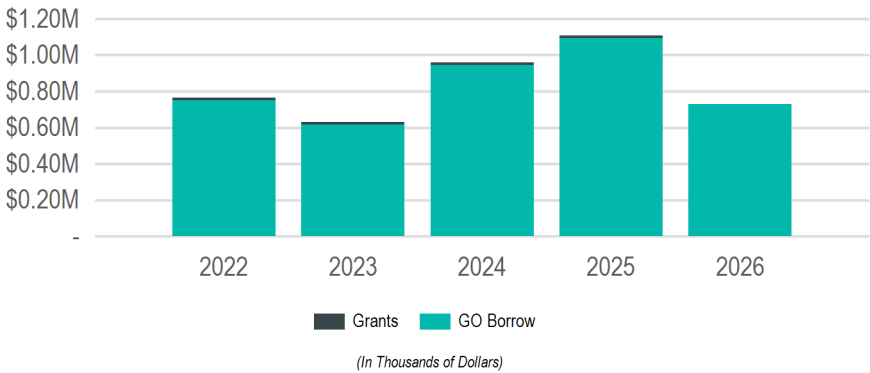
\$763,365

2022 New Borrowing

\$749,696

2022 City Funded

\$749,696



Funding Sources

Source	2022	2023	2024	2025	2026	Total
Borrowing	\$749,696	\$615,169	\$945,747	\$1,093,433	\$730,000	\$4,134,045
General Obligation Bonds/Notes	\$749,696	\$615,169	\$945,747	\$1,093,433	\$730,000	\$4,134,045
Grants & Other Intergovernmental	\$13,669	\$13,707	\$13,746	\$13,785	-	\$54,907
Local	\$13,669	\$13,707	\$13,746	\$13,785	-	\$54,907
	\$763,365	\$628,876	\$959,493	\$1,107,218	\$730,000	\$4,188,952

Requests

Funding Source	Past	2022	2023	2024	2025	2026	Total
[E105]: Networking/Backbone Upgrades							
<i>Information Technology</i>							
Borrowing - General Obligation Bonds/Notes	\$39,000	\$557,000	\$169,000	\$474,000	\$660,000	\$500,000	\$2,399,000
	\$39,000	\$557,000	\$169,000	\$474,000	\$660,000	\$500,000	\$2,399,000
[E275]: P25 Radio System/NICE Logger/SUS/RSUS Service							
<i>Information Technology</i>							
Borrowing - General Obligation Bonds/Notes	\$618,616	\$192,696	\$196,169	\$199,747	\$203,433	-	\$1,410,661
Grants - Local	\$53,311	\$13,669	\$13,707	\$13,746	\$13,785	-	\$108,218
	\$671,927	\$206,365	\$209,876	\$213,493	\$217,218	-	\$1,518,879
[E61]: City Technology Upgrades							
<i>Information Technology</i>							
Borrowing - General Obligation Bonds/Notes	\$50,000	-	\$220,000	\$242,000	\$200,000	\$200,000	\$912,000
	\$50,000	-	\$220,000	\$242,000	\$200,000	\$200,000	\$912,000
[E101]: Domain Awareness and Building Security Enhancements							
<i>Information Technology</i>							
Borrowing - General Obligation Bonds/Notes	\$30,000	-	\$30,000	\$30,000	\$30,000	\$30,000	\$150,000
	\$30,000	-	\$30,000	\$30,000	\$30,000	\$30,000	\$150,000

General Government - La Crosse Center

2022 Total Funding

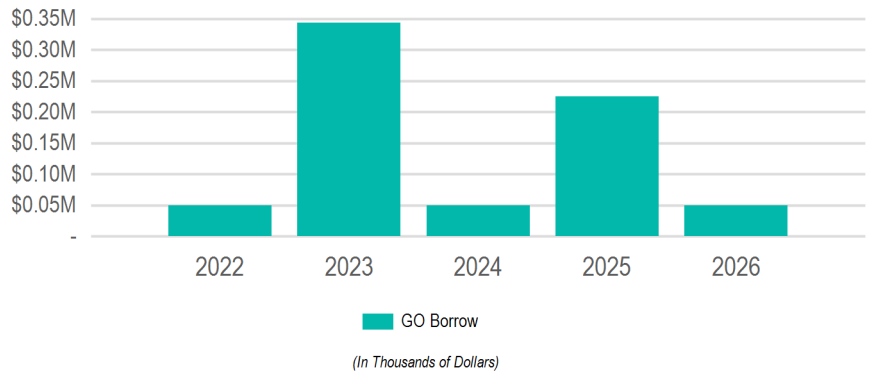
\$50,000

2022 New Borrowing

\$50,000

2022 City Funded

\$50,000



Funding Sources

Source	2022	2023	2024	2025	2026	Total
Borrowing	\$50,000	\$344,000	\$50,000	\$225,000	\$50,000	\$719,000
General Obligation Bonds/Notes	\$50,000	\$344,000	\$50,000	\$225,000	\$50,000	\$719,000
	\$50,000	\$344,000	\$50,000	\$225,000	\$50,000	\$719,000

Requests

Funding Source	Past	2022	2023	2024	2025	2026	Total
[E298]: Furniture, Fixtures and Equipment Replacement							
<i>La Crosse Center</i>							
Borrowing - General Obligation Bonds/Notes	-	\$50,000	-	\$50,000	\$50,000	\$50,000	\$200,000
	-	\$50,000	-	\$50,000	\$50,000	\$50,000	\$200,000
[E281]: Chairs for South Hall and South Hall Ballroom							
<i>La Crosse Center</i>							
Borrowing - General Obligation Bonds/Notes	-	-	\$330,000	-	-	-	\$330,000
	-	-	\$330,000	-	-	-	\$330,000
[E283]: Cement Benches in front of facility for public use							
<i>La Crosse Center</i>							
Borrowing - General Obligation Bonds/Notes	-	-	\$14,000	-	-	-	\$14,000
	-	-	\$14,000	-	-	-	\$14,000
[E248]: Ballroom Carpeting							
<i>La Crosse Center</i>							
Borrowing - General Obligation Bonds/Notes	-	-	-	-	\$175,000	-	\$175,000
	-	-	-	-	\$175,000	-	\$175,000

General Government - Parks, Recreation and Forestry

2022 Total Funding

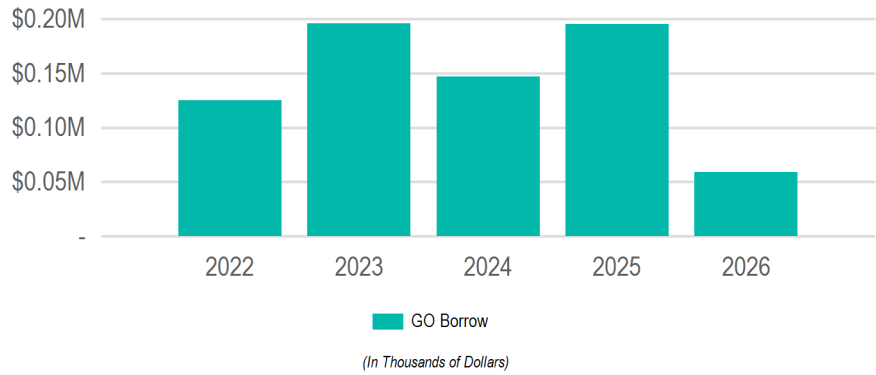
\$125,000

2022 New Borrowing

\$125,000

2022 City Funded

\$125,000



Funding Sources

Source	2022	2023	2024	2025	2026	Total
Borrowing	\$125,000	\$196,000	\$147,000	\$195,000	\$59,000	\$722,000
General Obligation Bonds/Notes	\$125,000	\$196,000	\$147,000	\$195,000	\$59,000	\$722,000
	\$125,000	\$196,000	\$147,000	\$195,000	\$59,000	\$722,000

Requests

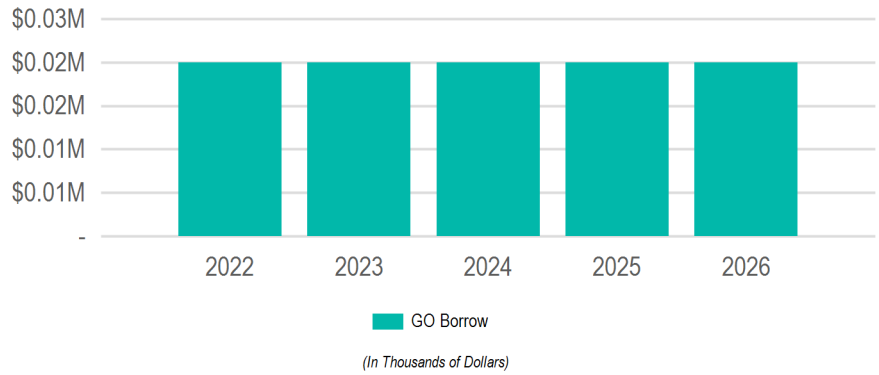
Funding Source	Past	2022	2023	2024	2025	2026	Total
[E227]: Toro Greenmaster							
<i>Parks, Recreation and Forestry</i>							
Borrowing - General Obligation Bonds/Notes	\$30,000	\$40,000	-	-	-	-	\$70,000
	\$30,000	\$40,000	-	-	-	-	\$70,000
[E235]: 10' Lawn Mower							
<i>Parks, Recreation and Forestry</i>							
Borrowing - General Obligation Bonds/Notes	-	\$40,000	-	-	-	-	\$40,000
	-	\$40,000	-	-	-	-	\$40,000
[E267]: 6' Lawn Mower							
<i>Parks, Recreation and Forestry</i>							
Borrowing - General Obligation Bonds/Notes	-	\$30,000	-	-	-	-	\$30,000
	-	\$30,000	-	-	-	-	\$30,000
[E140]: Heavy Duty Trailer							
<i>Parks, Recreation and Forestry</i>							
Borrowing - General Obligation Bonds/Notes	-	\$15,000	-	-	-	-	\$15,000
	-	\$15,000	-	-	-	-	\$15,000
[E233]: Log Truck							
<i>Parks, Recreation and Forestry</i>							
Borrowing - General Obligation Bonds/Notes	-	-	\$180,000	-	-	-	\$180,000
	-	-	\$180,000	-	-	-	\$180,000
[E234]: Buffalo Turbine Blower							
<i>Parks, Recreation and Forestry</i>							
Borrowing - General Obligation Bonds/Notes	-	-	\$16,000	-	-	-	\$16,000
	-	-	\$16,000	-	-	-	\$16,000
[E237]: Wood Chipper							
<i>Parks, Recreation and Forestry</i>							
Borrowing - General Obligation Bonds/Notes	-	-	-	\$75,000	-	-	\$75,000
	-	-	-	\$75,000	-	-	\$75,000
[E241]: Stump Grinder							
<i>Parks, Recreation and Forestry</i>							
Borrowing - General Obligation Bonds/Notes	-	-	-	\$40,000	-	-	\$40,000
	-	-	-	\$40,000	-	-	\$40,000
[E239]: John Deere Turf Gator							
<i>Parks, Recreation and Forestry</i>							
Borrowing - General Obligation Bonds/Notes	-	-	-	\$32,000	-	-	\$32,000
	-	-	-	\$32,000	-	-	\$32,000

Requests

Funding Source	Past	2022	2023	2024	2025	2026	Total
[E266]: Aerial Lift Truck							
<i>Parks, Recreation and Forestry</i>							
Borrowing - General Obligation Bonds/Notes	-	-	-	-	\$195,000	-	\$195,000
	-	-	-	-	\$195,000	-	\$195,000
[E279]: Toro Workman Dedicated Sprayer							
<i>Parks, Recreation and Forestry</i>							
Borrowing - General Obligation Bonds/Notes	-	-	-	-	-	\$34,000	\$34,000
	-	-	-	-	-	\$34,000	\$34,000
[E277]: Sport Bleachers							
<i>Parks, Recreation and Forestry</i>							
Borrowing - General Obligation Bonds/Notes	-	-	-	-	-	\$25,000	\$25,000
	-	-	-	-	-	\$25,000	\$25,000

General Government - Police

2022 Total Funding
\$20,000
2022 New Borrowing
\$20,000
2022 City Funded
\$20,000



Funding Sources

Source	2022	2023	2024	2025	2026	Total
Borrowing	\$20,000	\$20,000	\$20,000	\$20,000	\$20,000	\$100,000
General Obligation Bonds/Notes	\$20,000	\$20,000	\$20,000	\$20,000	\$20,000	\$100,000
	\$20,000	\$20,000	\$20,000	\$20,000	\$20,000	\$100,000

Requests

Funding Source	Past	2022	2023	2024	2025	2026	Total
----------------	------	------	------	------	------	------	-------

[E51]: Bullet Resistant Vests

Police	Past	2022	2023	2024	2025	2026	Total
Borrowing - General Obligation Bonds/Notes	\$20,000	\$20,000	\$20,000	\$20,000	\$20,000	\$20,000	\$120,000
	\$20,000	\$20,000	\$20,000	\$20,000	\$20,000	\$20,000	\$120,000

General Government - Refuse and Recycling

2022 Total Funding

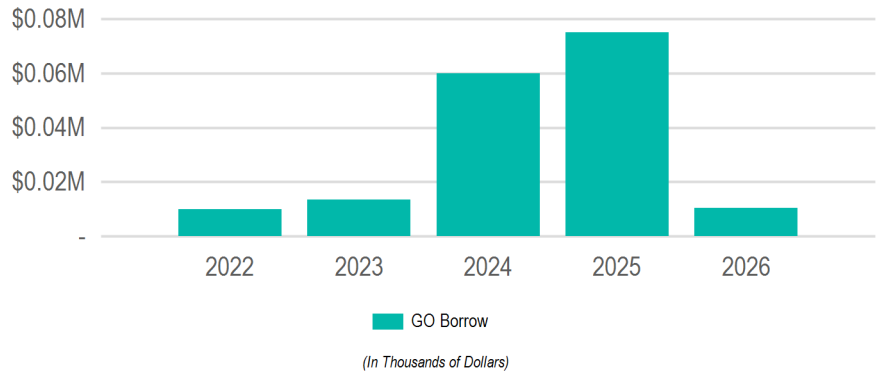
\$10,000

2022 New Borrowing

\$10,000

2022 City Funded

\$10,000



Funding Sources

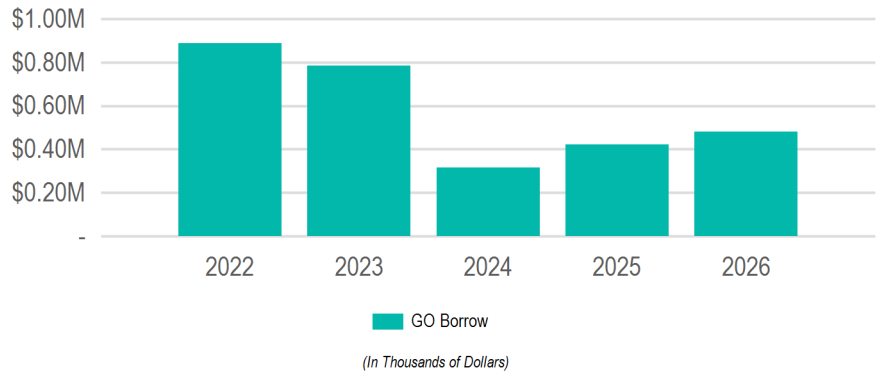
Source	2022	2023	2024	2025	2026	Total
Borrowing	\$10,000	\$13,500	\$60,000	\$75,000	\$10,500	\$169,000
General Obligation Bonds/Notes	\$10,000	\$13,500	\$60,000	\$75,000	\$10,500	\$169,000
	\$10,000	\$13,500	\$60,000	\$75,000	\$10,500	\$169,000

Requests

Funding Source	Past	2022	2023	2024	2025	2026	Total
[E297]: Compactor Box							
<i>Refuse and Recycling</i>							
Borrowing - General Obligation Bonds/Notes	-	\$10,000	-	-	-	\$10,500	\$20,500
	-	\$10,000	-	-	-	\$10,500	\$20,500
[E53]: Yard Waste Compactor							
<i>Refuse and Recycling</i>							
Borrowing - General Obligation Bonds/Notes	\$12,000	-	\$13,500	-	\$15,000	-	\$40,500
	\$12,000	-	\$13,500	-	\$15,000	-	\$40,500
[E49]: Leaf Vacuum Collector							
<i>Refuse and Recycling</i>							
Borrowing - General Obligation Bonds/Notes	\$55,000	-	-	\$60,000	\$60,000	-	\$175,000
	\$55,000	-	-	\$60,000	\$60,000	-	\$175,000

General Government - Streets

2022 Total Funding
\$888,000
2022 New Borrowing
\$888,000
2022 City Funded
\$888,000



Funding Sources

Source	2022	2023	2024	2025	2026	Total
Borrowing	\$888,000	\$786,000	\$315,000	\$423,000	\$481,000	\$2,893,000
General Obligation Bonds/Notes	\$888,000	\$786,000	\$315,000	\$423,000	\$481,000	\$2,893,000
	\$888,000	\$786,000	\$315,000	\$423,000	\$481,000	\$2,893,000

Requests

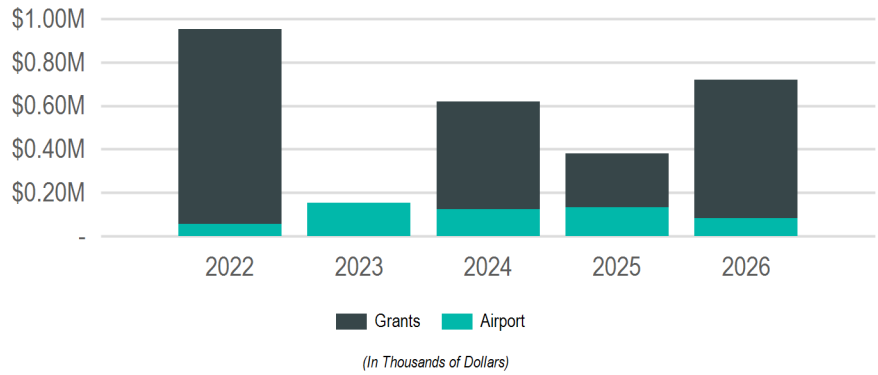
Funding Source	Past	2022	2023	2024	2025	2026	Total
[E89]: Wheel Loader							
<i>Streets</i>							
Borrowing - General Obligation Bonds/Notes	-	\$265,000	-	-	-	-	\$265,000
	-	\$265,000	-	-	-	-	\$265,000
[E91]: Quad Axle Dump Truck							
<i>Streets</i>							
Borrowing - General Obligation Bonds/Notes	-	\$190,000	-	-	\$220,000	-	\$410,000
	-	\$190,000	-	-	\$220,000	-	\$410,000
[E88]: Aerial Platform Truck (Heavy)							
<i>Streets</i>							
Borrowing - General Obligation Bonds/Notes	-	\$187,000	-	-	-	-	\$187,000
	-	\$187,000	-	-	-	-	\$187,000
[E87]: Single Axle Dump Truck w/Plow (Mail Box Cut)							
<i>Streets</i>							
Borrowing - General Obligation Bonds/Notes	-	\$166,000	\$166,000	-	-	\$171,000	\$503,000
	-	\$166,000	\$166,000	-	-	\$171,000	\$503,000
[E287]: TrafficJet Sign Maker and related equipment							
<i>Streets</i>							
Borrowing - General Obligation Bonds/Notes	-	\$80,000	-	-	-	-	\$80,000
	-	\$80,000	-	-	-	-	\$80,000
[E92]: Motor Grader							
<i>Streets</i>							
Borrowing - General Obligation Bonds/Notes	-	-	\$325,000	\$290,000	-	-	\$615,000
	-	-	\$325,000	\$290,000	-	-	\$615,000
[E83]: Pelican Street Sweeper							
<i>Streets</i>							
Borrowing - General Obligation Bonds/Notes	-	-	\$295,000	-	-	-	\$295,000
	-	-	\$295,000	-	-	-	\$295,000
[E223]: 10' Stainless Steel Spreader w/tanks/controls							
<i>Streets</i>							
Borrowing - General Obligation Bonds/Notes	-	-	-	\$25,000	-	-	\$25,000
	-	-	-	\$25,000	-	-	\$25,000
[E86]: Tandem Axle Dump Truck w/belly plow							
<i>Streets</i>							
Borrowing - General Obligation Bonds/Notes	\$173,000	-	-	-	\$203,000	-	\$376,000
	\$173,000	-	-	-	\$203,000	-	\$376,000

Requests

Funding Source	Past	2022	2023	2024	2025	2026	Total
[E278]: Truck Vacuum Street Sweeper							
<i>Streets</i>							
Borrowing - General Obligation Bonds/Notes	-	-	-	-	-	\$310,000	\$310,000
	-	-	-	-	-	\$310,000	\$310,000

Enterprise Funds - Airport

2022 Total Funding
\$954,000
2022 New Borrowing
2022 City Funded
\$55,800



Funding Sources

Source	2022	2023	2024	2025	2026	Total
Grants & Other Intergovernmental	\$898,200	-	\$496,000	\$245,600	\$636,500	\$2,276,300
Federal	\$898,200	-	\$496,000	\$245,600	\$636,500	\$2,276,300
Operating Funds	\$55,800	\$154,000	\$124,000	\$133,900	\$82,500	\$550,200
Enterprise/Utility Funds	\$55,800	\$154,000	\$124,000	\$133,900	\$82,500	\$550,200
	\$954,000	\$154,000	\$620,000	\$379,500	\$719,000	\$2,826,500

Requests

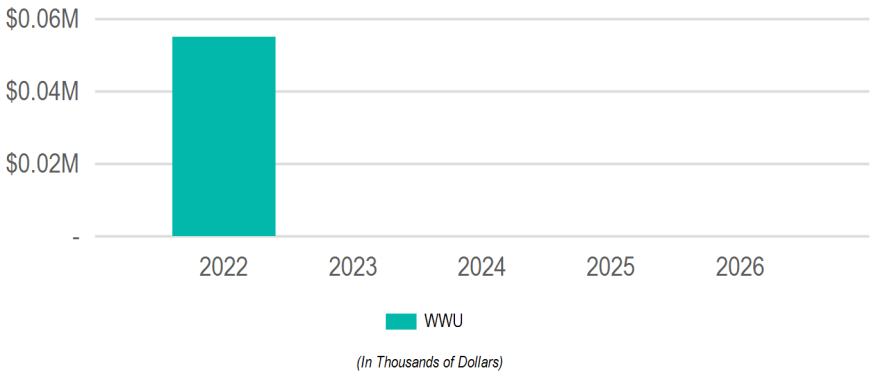
Funding Source	Past	2022	2023	2024	2025	2026	Total
[E43]: Airport Fire Apparatus							
<i>Airport</i>							
Grants - Federal	-	\$855,000	-	-	-	-	\$855,000
Operating - Passenger Facility Charges	-	\$45,000	-	-	-	-	\$45,000
	-	\$900,000	-	-	-	-	\$900,000
[E41]: Skid Steer							
<i>Airport</i>							
Grants - Federal	-	\$43,200	-	-	-	-	\$43,200
Operating - Airport Operating Funds	-	\$10,800	-	-	-	-	\$10,800
	-	\$54,000	-	-	-	-	\$54,000
[E169]: Wide Area Mower							
<i>Airport</i>							
Operating - Airport Operating Funds	-	-	\$79,000	-	-	-	\$79,000
	-	-	\$79,000	-	-	-	\$79,000
[E42]: Tar Kettle							
<i>Airport</i>							
Operating - Airport Operating Funds	-	-	\$75,000	-	-	-	\$75,000
	-	-	\$75,000	-	-	-	\$75,000
[E44]: Airfield Plow Truck							
<i>Airport</i>							
Grants - Federal	-	-	-	\$496,000	-	-	\$496,000
Operating - Passenger Facility Charges	-	-	-	\$124,000	-	-	\$124,000
	-	-	-	\$620,000	-	-	\$620,000
[E163]: Tractor							
<i>Airport</i>							
Grants - Federal	-	-	-	-	\$124,000	-	\$124,000
Operating - Airport Operating Funds	-	-	-	-	\$31,000	-	\$31,000
	-	-	-	-	\$155,000	-	\$155,000
[E289]: Sand Truck with Plow							
<i>Airport</i>							
Grants - Federal	-	-	-	-	\$121,600	-	\$121,600
Operating - Airport Operating Funds	-	-	-	-	\$30,400	-	\$30,400
	-	-	-	-	\$152,000	-	\$152,000
[E165]: Information Technology Equipment							
<i>Airport</i>							
Operating - Airport Operating Funds	-	-	-	-	\$72,500	-	\$72,500
	-	-	-	-	\$72,500	-	\$72,500

Requests

Funding Source	Past	2022	2023	2024	2025	2026	Total
[E162]: Airfield De-Ice/Plow Truck							
<i>Airport</i>							
Grants - Federal	-	-	-	-	-	\$636,500	\$636,500
Operating - Airport Operating Funds	-	-	-	-	-	\$33,500	\$33,500
	-	-	-	-	-	\$670,000	\$670,000
[E288]: Utility Mower							
<i>Airport</i>							
Operating - Airport Operating Funds	-	-	-	-	-	\$49,000	\$49,000
	-	-	-	-	-	\$49,000	\$49,000

Enterprise Funds - Sanitary Sewer Utility

2022 Total Funding
\$55,000
2022 New Borrowing
2022 City Funded
\$55,000



Funding Sources

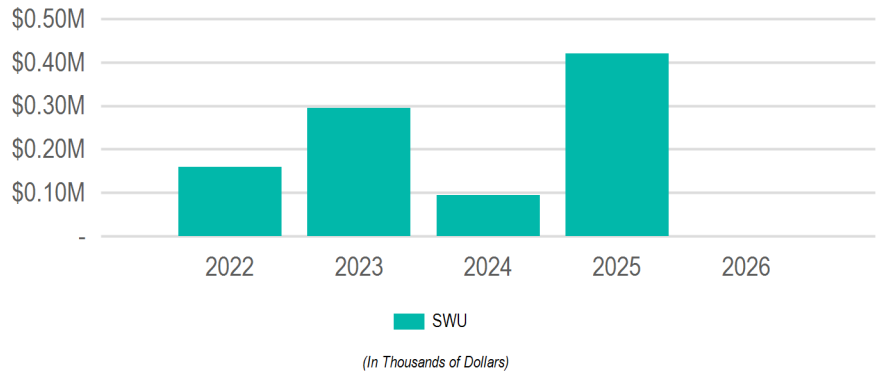
Source	2022	2023	2024	2025	2026	Total
Operating Funds	\$55,000	-	-	-	-	\$55,000
Enterprise/Utility Funds	\$55,000	-	-	-	-	\$55,000
	\$55,000	-	-	-	-	\$55,000

Requests

Funding Source	Past	2022	2023	2024	2025	2026	Total
[E285]: Scissor Lift							
<i>Sanitary Sewer Utility</i>							
Operating - Sanitary Sewer Utility Funds	-	\$35,000	-	-	-	-	\$35,000
	-	\$35,000	-	-	-	-	\$35,000
[E242]: Utility Vehicle							
<i>Sanitary Sewer Utility</i>							
Operating - Sanitary Sewer Utility Funds	-	\$20,000	-	-	-	-	\$20,000
	-	\$20,000	-	-	-	-	\$20,000

Enterprise Funds - Stormwater Utility

2022 Total Funding
\$160,000
2022 New Borrowing
2022 City Funded
\$160,000



Funding Sources

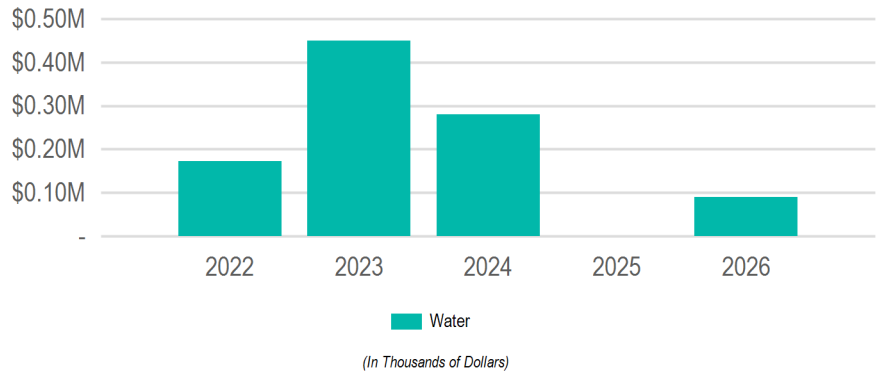
Source	2022	2023	2024	2025	2026	Total
Operating Funds	\$160,000	\$295,000	\$95,000	\$420,000	-	\$970,000
Enterprise/Utility Funds	\$160,000	\$295,000	\$95,000	\$420,000	-	\$970,000
	\$160,000	\$295,000	\$95,000	\$420,000	-	\$970,000

Requests

Funding Source	Past	2022	2023	2024	2025	2026	Total
[E255]: Front End Loader							
<i>Stormwater Utility</i>							
Operating - Storm Water Utility Funds	-	\$160,000	-	-	-	-	\$160,000
	-	\$160,000	-	-	-	-	\$160,000
[E264]: Vacuum Truck							
<i>Stormwater Utility</i>							
Operating - Storm Water Utility Funds	-	-	\$295,000	-	\$300,000	-	\$595,000
	-	-	\$295,000	-	\$300,000	-	\$595,000
[E191]: Mini Excavator							
<i>Stormwater Utility</i>							
Operating - Storm Water Utility Funds	-	-	-	\$95,000	-	-	\$95,000
	-	-	-	\$95,000	-	-	\$95,000
[E253]: Dump Truck							
<i>Stormwater Utility</i>							
Operating - Storm Water Utility Funds	-	-	-	-	\$120,000	-	\$120,000
	-	-	-	-	\$120,000	-	\$120,000

Enterprise Funds - Water Utility

2022 Total Funding
\$172,000
2022 New Borrowing
2022 City Funded
\$172,000



Funding Sources

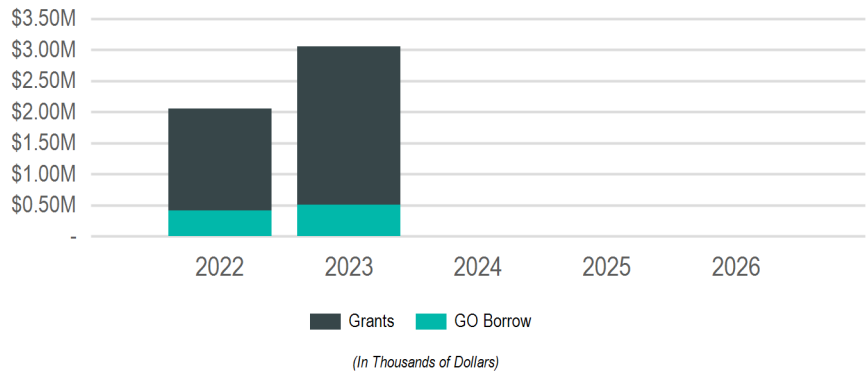
Source	2022	2023	2024	2025	2026	Total
Operating Funds	\$172,000	\$450,000	\$280,000	-	\$90,000	\$992,000
Enterprise/Utility Funds	\$172,000	\$450,000	\$280,000	-	\$90,000	\$992,000
	\$172,000	\$450,000	\$280,000	-	\$90,000	\$992,000

Requests

Funding Source	Past	2022	2023	2024	2025	2026	Total
[E292]: Tractor Loader Backhoe							
<i>Water Utility</i>							
Operating - Water Utility Funds	-	\$130,000	-	\$130,000	-	-	\$260,000
	-	\$130,000	-	\$130,000	-	-	\$260,000
[E213]: Riding Lawn Mower							
<i>Water Utility</i>							
Operating - Water Utility Funds	-	\$22,000	-	-	-	-	\$22,000
	-	\$22,000	-	-	-	-	\$22,000
[E212]: Paving Breaker							
<i>Water Utility</i>							
Operating - Water Utility Funds	-	\$20,000	-	-	-	-	\$20,000
	-	\$20,000	-	-	-	-	\$20,000
[E294]: Vacuum Excavator							
<i>Water Utility</i>							
Operating - Water Utility Funds	-	-	\$450,000	-	-	-	\$450,000
	-	-	\$450,000	-	-	-	\$450,000
[E220]: Utility Dump Truck							
<i>Water Utility</i>							
Operating - Water Utility Funds	-	-	-	\$150,000	-	-	\$150,000
	-	-	-	\$150,000	-	-	\$150,000
[E295]: Skid Steer Loader							
<i>Water Utility</i>							
Operating - Water Utility Funds	-	-	-	-	-	\$75,000	\$75,000
	-	-	-	-	-	\$75,000	\$75,000
[E296]: Miller Welder #1							
<i>Water Utility</i>							
Operating - Water Utility Funds	-	-	-	-	-	\$15,000	\$15,000
	-	-	-	-	-	\$15,000	\$15,000

Special Revenue Funds - Municipal Transit

2022 Total Funding
\$2,059,500
2022 New Borrowing
\$411,900
2022 City Funded
\$411,900



Funding Sources

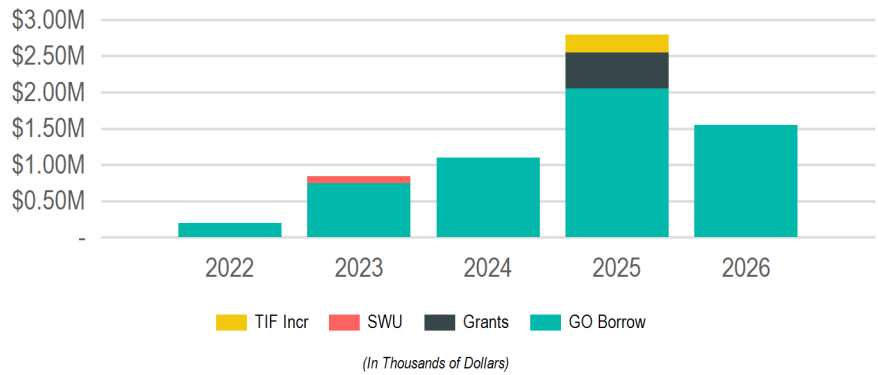
Source	2022	2023	2024	2025	2026	Total
Borrowing	\$411,900	\$510,000	-	-	-	\$921,900
General Obligation Bonds/Notes	\$411,900	\$510,000	-	-	-	\$921,900
Grants & Other Intergovernmental	\$1,647,600	\$2,550,000	-	-	-	\$4,197,600
State	\$1,647,600	\$2,550,000	-	-	-	\$4,197,600
	\$2,059,500	\$3,060,000	-	-	-	\$5,119,500

Requests

Funding Source	Past	2022	2023	2024	2025	2026	Total
[E 183]: Hybrid Buses (3)							
<i>Municipal Transit</i>							
Borrowing - General Obligation Bonds/Notes	-	\$411,900	-	-	-	-	\$411,900
Grants - State	-	\$1,647,600	-	-	-	-	\$1,647,600
	-	\$2,059,500	-	-	-	-	\$2,059,500
[E 188]: Electric Buses (2)							
<i>Municipal Transit</i>							
Borrowing - General Obligation Bonds/Notes	-	-	\$510,000	-	-	-	\$510,000
Grants - State	-	-	\$2,550,000	-	-	-	\$2,550,000
	-	-	\$3,060,000	-	-	-	\$3,060,000

Flood Control, Harbors & Waterfront

2022 Total Funding
\$200,000
2022 New Borrowing
\$200,000
2022 City Funded
\$200,000



Summary

Projects total \$950K for the Flood Control, Harbors & Waterfront with project funding split between Federal Grants (\$500K), TIF Increment (\$250K), and GO bonds (\$200K). The major projects to be completed are a transient dock and marina at Copeland Park (\$750K), Marsh Hydrological(\$100K), and Flood Levee Rehabilitation (\$100K). Flood Control, Harbors & Waterfront capital plan over the next 5 years will focus on developing the City’s waterways for recreation purposes and mitigate and prevent the effects that area flooding has on City residents and businesses.

Funding Sources

Source	2022	2023	2024	2025	2026	Total
Borrowing	\$200,000	\$740,000	\$1,100,000	\$2,050,000	\$1,550,000	\$5,640,000
General Obligation Bonds/Notes	\$200,000	\$740,000	\$1,100,000	\$2,050,000	\$1,550,000	\$5,640,000
Grants & Other Intergovernmental	-	-	-	\$500,000	-	\$500,000
Federal	-	-	-	\$500,000	-	\$500,000
Operating Funds	-	\$100,000	-	-	-	\$100,000
Enterprise/Utility Funds	-	\$100,000	-	-	-	\$100,000
Taxation	-	-	-	\$250,000	-	\$250,000
TIF Increment	-	-	-	\$250,000	-	\$250,000
	\$200,000	\$840,000	\$1,100,000	\$2,800,000	\$1,550,000	\$6,490,000

Requests

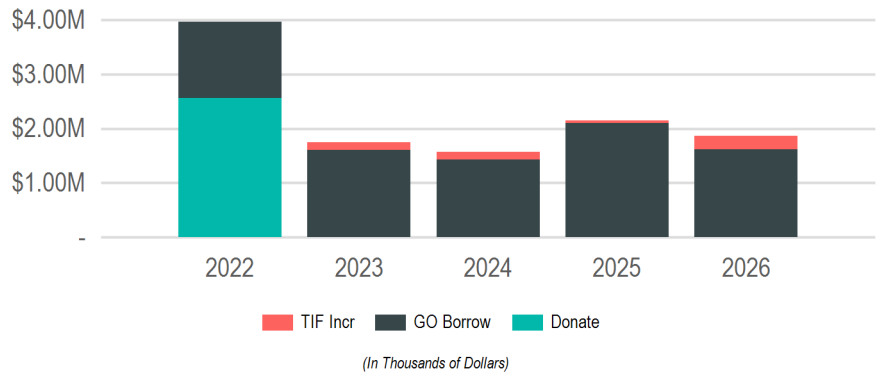
Funding Source	Past	2022	2023	2024	2025	2026	Total
[551]: Marsh Hydrological Study & Implementation							
<i>Parks, Recreation and Forestry</i>							
Borrowing - General Obligation Bonds/Notes	\$100,000	\$100,000	\$100,000	\$100,000	\$100,000	\$100,000	\$600,000
	\$100,000	\$100,000	\$100,000	\$100,000	\$100,000	\$100,000	\$600,000
[624]: Flood Levee Rehabilitation							
<i>Engineering</i>							
Borrowing - General Obligation Bonds/Notes	-	\$100,000	\$500,000	\$1,000,000	\$1,200,000	\$1,200,000	\$4,000,000
	-	\$100,000	\$500,000	\$1,000,000	\$1,200,000	\$1,200,000	\$4,000,000
[168]: Pammel Creek Repairs							
<i>Engineering</i>							
Borrowing - General Obligation Bonds/Notes	\$257,500	-	\$100,000	-	-	-	\$357,500
Operating - Storm Water Utility Funds	\$257,500	-	\$100,000	-	-	-	\$357,500
	\$515,000	-	\$200,000	-	-	-	\$715,000
[725]: Utility line to La Crosse Municipal Harbor							
<i>Parks, Recreation and Forestry</i>							
Borrowing - General Obligation Bonds/Notes	-	-	\$40,000	-	-	-	\$40,000
	-	-	\$40,000	-	-	-	\$40,000
[567]: Municipal Boat Harbor Parking Facility							
<i>Parks, Recreation and Forestry</i>							
Borrowing - General Obligation Bonds/Notes	-	-	-	-	\$750,000	-	\$750,000
	-	-	-	-	\$750,000	-	\$750,000

Requests

Funding Source	Past	2022	2023	2024	2025	2026	Total
[749]: Copeland Park Transient Dock and Marina							
<i>Parks, Recreation and Forestry</i>							
Grants - Federal	-	-	-	-	\$500,000	-	\$500,000
Other - TIF Increment - 16	-	-	-	-	\$250,000	-	\$250,000
	-	-	-	-	\$750,000	-	\$750,000
[706]: Municipal Harbor Transient Dock							
<i>Parks, Recreation and Forestry</i>							
Borrowing - General Obligation Bonds/Notes	-	-	-	-	-	\$250,000	\$250,000
	-	-	-	-	-	\$250,000	\$250,000

Parks, Recreation & Forestry

2022 Total Funding
\$3,968,000
2022 New Borrowing
\$1,403,000
2022 City Funded
\$1,403,000



Summary

Parks & Rec projects total \$4.068M in 2022 with funding split between Donations (\$2.565M), GO bonds (\$1.4M), and TIF Increment (\$100K). Major projects include the Green Island Tennis Facility (\$2.31M), new bathrooms for Riverside Park (\$500K), Carroll Park Improvements (\$300K), Myrick Park Playground (\$250K), Carroll Park Improvements (\$300K), and Trail System Improvements (\$200K). The Parks Department’s capital plan focuses on updating the City’s parks equipment and amenities and continuing to cultivate the City’s vast hiking network.

Funding Sources

Source	2022	2023	2024	2025	2026	Total
Borrowing	\$1,403,000	\$1,600,000	\$1,425,000	\$2,100,000	\$1,620,000	\$8,148,000
General Obligation Bonds/Notes	\$1,403,000	\$1,600,000	\$1,425,000	\$2,100,000	\$1,620,000	\$8,148,000
Donations & Outside Funding	\$2,565,000	-	-	-	-	\$2,565,000
Donations	\$2,565,000	-	-	-	-	\$2,565,000
Taxation	-	\$150,000	\$150,000	\$50,000	\$250,000	\$600,000
TIF Increment	-	\$150,000	\$150,000	\$50,000	\$250,000	\$600,000
	\$3,968,000	\$1,750,000	\$1,575,000	\$2,150,000	\$1,870,000	\$11,313,000

Requests

Funding Source	Past	2022	2023	2024	2025	2026	Total
[641]: Green Island Tennis Facility Phase 2							
<i>Parks, Recreation and Forestry</i>							
Outside - Donations	-	\$2,315,000	-	-	-	-	\$2,315,000
	-	\$2,315,000	-	-	-	-	\$2,315,000
[552]: Riverside Park Bathrooms							
<i>Parks, Recreation and Forestry</i>							
Borrowing - General Obligation Bonds/Notes	-	\$250,000	-	-	-	-	\$250,000
Outside - Donations	-	\$250,000	-	-	-	-	\$250,000
	-	\$500,000	-	-	-	-	\$500,000
[440]: Carroll Park Improvements							
<i>Parks, Recreation and Forestry</i>							
Borrowing - General Obligation Bonds/Notes	-	\$450,000	-	-	-	-	\$450,000
Other - TIF Increment - 14	\$300,000	-	-	-	-	-	\$300,000
Outside - Developer Capital Contributions	\$620,000	-	-	-	-	-	\$620,000
	\$920,000	\$450,000	-	-	-	-	\$1,370,000
[23]: Myrick Park Playground							
<i>Parks, Recreation and Forestry</i>							
Borrowing - General Obligation Bonds/Notes	\$50,000	\$250,000	\$500,000	-	-	-	\$800,000
	\$50,000	\$250,000	\$500,000	-	-	-	\$800,000
[441]: Trails / Bluffland							
<i>Parks, Recreation and Forestry</i>							
Borrowing - General Obligation Bonds/Notes	\$350,000	\$200,000	\$200,000	\$200,000	\$200,000	\$200,000	\$1,350,000
	\$350,000	\$200,000	\$200,000	\$200,000	\$200,000	\$200,000	\$1,350,000

Requests

Funding Source	Past	2022	2023	2024	2025	2026	Total
[443]: Weigent Park Shelter							
<i>Parks, Recreation and Forestry</i>							
Borrowing - General Obligation Bonds/Notes	\$300,000	\$200,000	-	-	-	-	\$500,000
	\$300,000	\$200,000	-	-	-	-	\$500,000
[548]: Copeland Park Shelters							
<i>Parks, Recreation and Forestry</i>							
Borrowing - General Obligation Bonds/Notes	-	\$30,000	\$300,000	\$300,000	\$300,000	-	\$930,000
	-	\$30,000	\$300,000	\$300,000	\$300,000	-	\$930,000
[489]: Bluffview Park Accessory Items							
<i>Planning and Development</i>							
Borrowing - General Obligation Bonds/Notes	-	\$23,000	-	-	-	-	\$23,000
	-	\$23,000	-	-	-	-	\$23,000
[550]: Forest Hills Irrigation System							
<i>Parks, Recreation and Forestry</i>							
Borrowing - General Obligation Bonds/Notes	-	-	\$300,000	\$300,000	\$300,000	\$300,000	\$1,200,000
	-	-	\$300,000	\$300,000	\$300,000	\$300,000	\$1,200,000
[545]: Erickson Tennis and Basketball Court Renovation/Parking Lot							
<i>Parks, Recreation and Forestry</i>							
Other - TIF Increment - 15	-	-	\$150,000	\$150,000	-	-	\$300,000
	-	-	\$150,000	\$150,000	-	-	\$300,000
[549]: Riverside Electric Site Plan							
<i>Parks, Recreation and Forestry</i>							
Borrowing - General Obligation Bonds/Notes	-	-	\$100,000	-	-	-	\$100,000
	-	-	\$100,000	-	-	-	\$100,000
[556]: Crowley Park							
<i>Parks, Recreation and Forestry</i>							
Borrowing - General Obligation Bonds/Notes	-	-	\$100,000	-	-	-	\$100,000
	-	-	\$100,000	-	-	-	\$100,000
[558]: Seminary Park							
<i>Parks, Recreation and Forestry</i>							
Borrowing - General Obligation Bonds/Notes	-	-	\$100,000	-	-	-	\$100,000
	-	-	\$100,000	-	-	-	\$100,000
[554]: Northside Community Pool							
<i>Parks, Recreation and Forestry</i>							
Borrowing - General Obligation Bonds/Notes	-	-	-	\$350,000	\$200,000	-	\$550,000
	-	-	-	\$350,000	\$200,000	-	\$550,000
[560]: Hass Park							
<i>Parks, Recreation and Forestry</i>							
Borrowing - General Obligation Bonds/Notes	-	-	-	\$200,000	-	-	\$200,000
	-	-	-	\$200,000	-	-	\$200,000
[700]: Chad Erickson Lagoon Trail Stabilization							
<i>Parks, Recreation and Forestry</i>							
Borrowing - General Obligation Bonds/Notes	-	-	-	\$75,000	-	-	\$75,000
	-	-	-	\$75,000	-	-	\$75,000
[546]: East Copeland Parking Lot							
<i>Parks, Recreation and Forestry</i>							
Borrowing - General Obligation Bonds/Notes	-	-	-	-	\$400,000	-	\$400,000
	-	-	-	-	\$400,000	-	\$400,000
[544]: Forest Hills Tennis Courts							
<i>Parks, Recreation and Forestry</i>							
Borrowing - General Obligation Bonds/Notes	-	-	-	-	\$300,000	-	\$300,000
	-	-	-	-	\$300,000	-	\$300,000
[553]: Erickson Pool							
<i>Parks, Recreation and Forestry</i>							
Borrowing - General Obligation Bonds/Notes	-	-	-	-	\$200,000	-	\$200,000
	-	-	-	-	\$200,000	-	\$200,000
[557]: Merry Meadows Park							
<i>Parks, Recreation and Forestry</i>							
Borrowing - General Obligation Bonds/Notes	-	-	-	-	\$100,000	-	\$100,000
	-	-	-	-	\$100,000	-	\$100,000
[559]: Glendale Park							
<i>Parks, Recreation and Forestry</i>							
Borrowing - General Obligation Bonds/Notes	-	-	-	-	\$100,000	-	\$100,000
	-	-	-	-	\$100,000	-	\$100,000

Requests

Funding Source	Past	2022	2023	2024	2025	2026	Total
[682]: Red Cloud Park Trail							
<i>Planning and Development</i>							
Other - TIF Increment - 16	-	-	-	-	\$50,000	-	\$50,000
	-	-	-	-	\$50,000	-	\$50,000
[547]: West Copeland Parking Lot							
<i>Parks, Recreation and Forestry</i>							
Borrowing - General Obligation Bonds/Notes	-	-	-	-	-	\$600,000	\$600,000
	-	-	-	-	-	\$600,000	\$600,000
[439]: Copeland Park Walk of Fame/Sidewalks							
<i>Parks, Recreation and Forestry</i>							
Borrowing - General Obligation Bonds/Notes	-	-	-	-	-	\$350,000	\$350,000
	-	-	-	-	-	\$350,000	\$350,000
[703]: Houska Park Pedestrian Bridge Replacement							
<i>Parks, Recreation and Forestry</i>							
Other - TIF Increment - 11	-	-	-	-	-	\$250,000	\$250,000
	-	-	-	-	-	\$250,000	\$250,000
[716]: Coulee Park							
<i>Parks, Recreation and Forestry</i>							
Borrowing - General Obligation Bonds/Notes	-	-	-	-	-	\$100,000	\$100,000
	-	-	-	-	-	\$100,000	\$100,000
[702]: Green Island Tennis Facility							
<i>Parks, Recreation and Forestry</i>							
Borrowing - General Obligation Bonds/Notes	-	-	-	-	-	\$70,000	\$70,000
	-	-	-	-	-	\$70,000	\$70,000

Planning & Community Development

2022 Total Funding

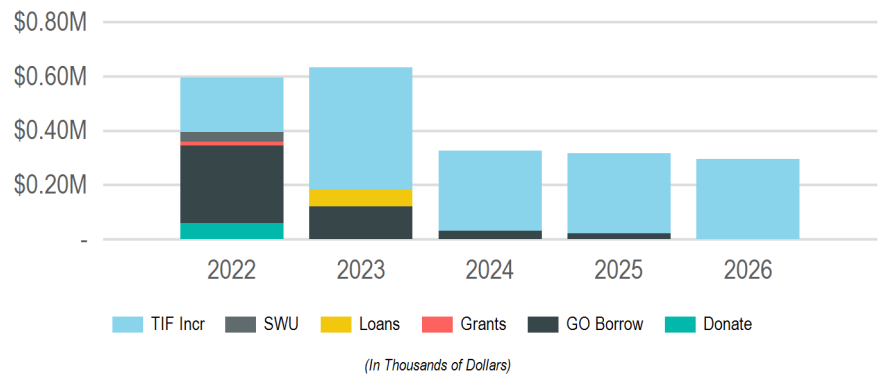
\$594,433

2022 New Borrowing

\$285,000

2022 City Funded

\$519,433



Summary

Projects in Planning and Community Development total \$679K for 2022 with main project funding coming from GO Bonds (\$385K) and TIF Increment (\$199K). The major projects in the plan are the City's Comprehensive Plan Update (\$200K) and 2nd St Protected Bicycle Lane (\$169K). The Planning & Community Development capital plan for the next 5 years is focusing on building infrastructure in the Riverside North area to encourage development of this underutilized land and to continue to provide programs to help La Crosse citizens with replacement housing, renovations, and flood mitigation.

Sub Groups

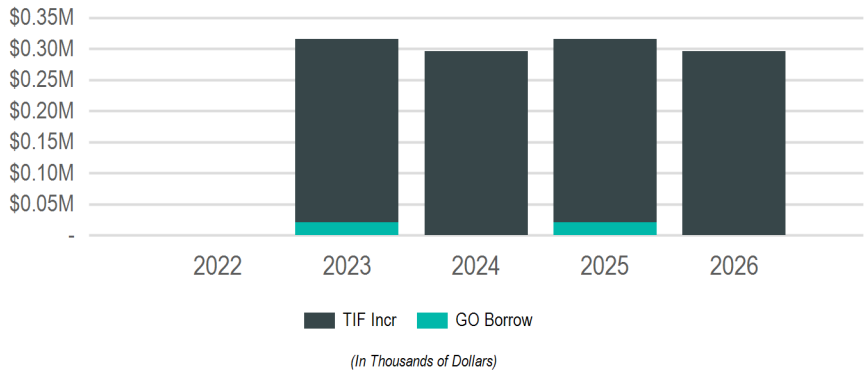
Sub Group	2022	2023	2024	2025	2026	Total
Economic Development	-	\$316,364	\$295,864	\$316,364	\$295,863	\$1,224,455
Housing	-	\$215,000	-	-	-	\$215,000
Neighborhoods	\$249,433	\$100,000	-	-	-	\$349,433
Plans & Studies	\$345,000	-	\$30,000	-	-	\$375,000
	\$594,433	\$631,364	\$325,864	\$316,364	\$295,863	\$2,163,888

Funding Sources

Source	2022	2023	2024	2025	2026	Total
Borrowing	\$285,000	\$185,500	\$30,000	\$20,500	-	\$521,000
General Obligation Bonds/Notes	\$285,000	\$120,500	\$30,000	\$20,500	-	\$456,000
Loans	-	\$65,000	-	-	-	\$65,000
Donations & Outside Funding	\$60,000	-	-	-	-	\$60,000
Donations	\$60,000	-	-	-	-	\$60,000
Grants & Other Intergovernmental	\$15,000	-	-	-	-	\$15,000
Federal	\$15,000	-	-	-	-	\$15,000
Operating Funds	\$35,000	-	-	-	-	\$35,000
Enterprise/Utility Funds	\$35,000	-	-	-	-	\$35,000
Taxation	\$199,433	\$445,864	\$295,864	\$295,864	\$295,863	\$1,532,888
TIF Increment	\$199,433	\$445,864	\$295,864	\$295,864	\$295,863	\$1,532,888
	\$594,433	\$631,364	\$325,864	\$316,364	\$295,863	\$2,163,888

Economic Development

2022 Total Funding
2022 New Borrowing
2022 City Funded



Funding Sources

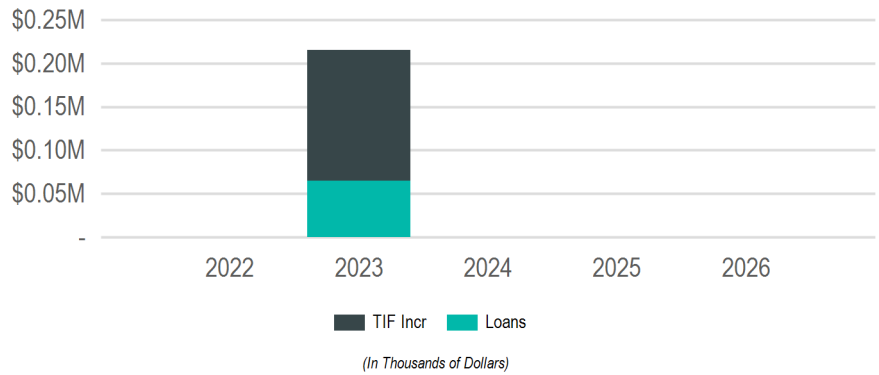
Source	2022	2023	2024	2025	2026	Total
Borrowing	-	\$20,500	-	\$20,500	-	\$41,000
General Obligation Bonds/Notes	-	\$20,500	-	\$20,500	-	\$41,000
Taxation	-	\$295,864	\$295,864	\$295,864	\$295,863	\$1,183,455
TIF Increment	-	\$295,864	\$295,864	\$295,864	\$295,863	\$1,183,455
	-	\$316,364	\$295,864	\$316,364	\$295,863	\$1,224,455

Requests

Funding Source	Past	2022	2023	2024	2025	2026	Total
[688]: Wagon Wheel Connector Trail							
<i>Planning and Development</i>							
Other - TIF Increment - 11	-	-	\$195,864	\$195,864	\$195,864	\$195,863	\$783,455
	-	-	\$195,864	\$195,864	\$195,864	\$195,863	\$783,455
[447]: Downtown Facade Renovation Program							
<i>Planning and Development</i>							
Other - TIF Increment - 11	\$100,000	-	\$100,000	\$100,000	\$100,000	\$100,000	\$500,000
	\$100,000	-	\$100,000	\$100,000	\$100,000	\$100,000	\$500,000
[623]: Hear, Here Project- Downtown & North La Crosse							
<i>Planning and Development</i>							
Borrowing - General Obligation Bonds/Notes	\$8,930	-	\$20,500	-	\$20,500	-	\$49,930
	\$8,930	-	\$20,500	-	\$20,500	-	\$49,930

Housing

2022 Total Funding
2022 New Borrowing
2022 City Funded



Funding Sources

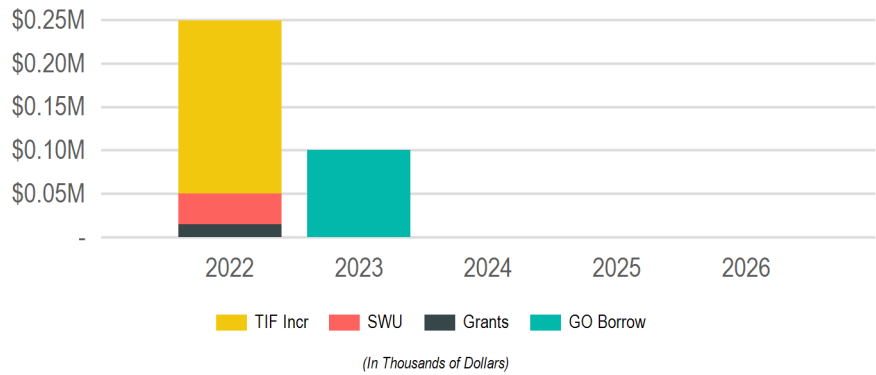
Source	2022	2023	2024	2025	2026	Total
Borrowing	-	\$65,000	-	-	-	\$65,000
Loans	-	\$65,000	-	-	-	\$65,000
Taxation	-	\$150,000	-	-	-	\$150,000
TIF Increment	-	\$150,000	-	-	-	\$150,000
	-	\$215,000	-	-	-	\$215,000

Requests

Funding Source	Past	2022	2023	2024	2025	2026	Total
[622]: Replacement Housing							
<i>Community Development and Housing</i>							
Other - TIF Increment - 15	\$150,000	-	\$150,000	-	-	-	\$300,000
	\$150,000	-	\$150,000	-	-	-	\$300,000
[659]: Code Compliance Loan Program							
<i>Community Development and Housing</i>							
Borrowing - Loan: State Trust Fund	-	-	\$65,000	-	-	-	\$65,000
	-	-	\$65,000	-	-	-	\$65,000

Neighborhoods

2022 Total Funding
\$249,433
2022 New Borrowing
2022 City Funded
\$234,433



Funding Sources

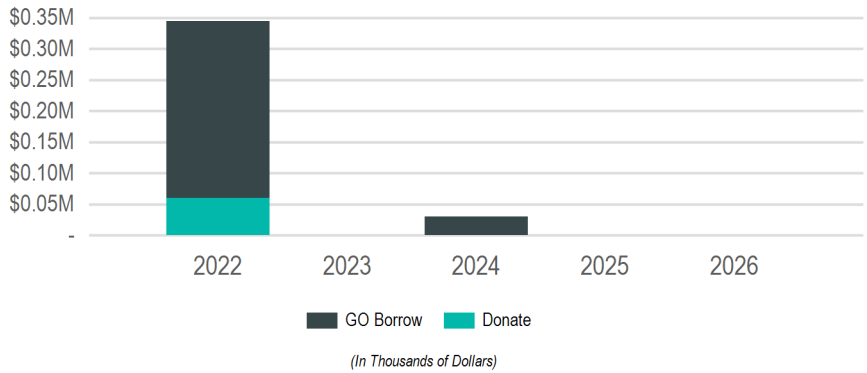
Source	2022	2023	2024	2025	2026	Total
Borrowing	-	\$100,000	-	-	-	\$100,000
General Obligation Bonds/Notes	-	\$100,000	-	-	-	\$100,000
Grants & Other Intergovernmental	\$15,000	-	-	-	-	\$15,000
Federal	\$15,000	-	-	-	-	\$15,000
Operating Funds	\$35,000	-	-	-	-	\$35,000
Enterprise/Utility Funds	\$35,000	-	-	-	-	\$35,000
Taxation	\$199,433	-	-	-	-	\$199,433
TIF Increment	\$199,433	-	-	-	-	\$199,433
	\$249,433	\$100,000	-	-	-	\$349,433

Requests

Funding Source	Past	2022	2023	2024	2025	2026	Total
[713]: 2nd St Protected Bicycle Lane							
<i>Planning and Development</i>							
Other - TIF Increment - 11	-	\$169,433	-	-	-	-	\$169,433
	-	\$169,433	-	-	-	-	\$169,433
[758]: Renew the Block Project							
<i>City Council</i>							
Grants - Federal	-	\$15,000	-	-	-	-	\$15,000
Operating - Storm Water Utility Funds	-	\$35,000	-	-	-	-	\$35,000
	-	\$50,000	-	-	-	-	\$50,000
[737]: Downtown Neighborhood Association Paint & Fix Up Grant program							
<i>Planning and Development</i>							
Other - TIF Increment - 11	-	\$30,000	-	-	-	-	\$30,000
	-	\$30,000	-	-	-	-	\$30,000
[738]: Parklet Grant Program							
<i>Planning and Development</i>							
Borrowing - General Obligation Bonds/Notes	-	-	\$100,000	-	-	-	\$100,000
	-	-	\$100,000	-	-	-	\$100,000

Plans & Studies

2022 Total Funding
\$345,000
2022 New Borrowing
\$285,000
2022 City Funded
\$285,000



Funding Sources

Source	2022	2023	2024	2025	2026	Total
Borrowing	\$285,000	-	\$30,000	-	-	\$315,000
General Obligation Bonds/Notes	\$285,000	-	\$30,000	-	-	\$315,000
Donations & Outside Funding	\$60,000	-	-	-	-	\$60,000
Donations	\$60,000	-	-	-	-	\$60,000
	\$345,000	-	\$30,000	-	-	\$375,000

Requests

Funding Source	Past	2022	2023	2024	2025	2026	Total
[731]: Comprehensive Plan Update							
<i>Planning and Development</i>							
Borrowing - General Obligation Bonds/Notes	-	\$200,000	-	-	-	-	\$200,000
	-	\$200,000	-	-	-	-	\$200,000
[733]: La Crosse County Historical Society Museum Planning Studies							
<i>Planning and Development</i>							
Borrowing - General Obligation Bonds/Notes	-	\$60,000	-	-	-	-	\$60,000
Outside - Donations	-	\$60,000	-	-	-	-	\$60,000
	-	\$120,000	-	-	-	-	\$120,000
[734]: National Register of Historic Places Nominations							
<i>Planning and Development</i>							
Borrowing - General Obligation Bonds/Notes	-	\$25,000	-	-	-	-	\$25,000
	-	\$25,000	-	-	-	-	\$25,000
[735]: Lost La Crosse- Historic Signage Project							
<i>Planning and Development</i>							
Borrowing - General Obligation Bonds/Notes	-	-	-	\$30,000	-	-	\$30,000
	-	-	-	\$30,000	-	-	\$30,000

Public Safety

2022 Total Funding

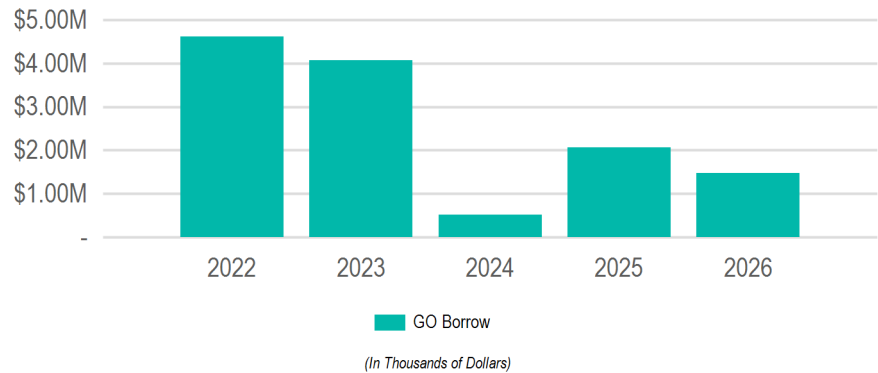
\$4,615,000

2022 New Borrowing

\$4,615,000

2022 City Funded

\$4,615,000



Summary

Projects in the Public Safety sector total \$4.615M funded in total by new GO Bonds (\$4.615M). There are 3 major projects in 2022, the construction of a new Fire Station #4 (\$3.8M), Replacement of the Traffic Preemption System (\$569K), and a boiler replacement for Fire Station #1 (\$250K). The focus of the present and future capital plan for Public Safety is the construction and updating of the current public safety buildings to address space deficiencies, gender equality deficiencies, deteriorating facilities, and improve the safety of the community.

Funding Sources

Source	2022	2023	2024	2025	2026	Total
Borrowing	\$4,615,000	\$4,065,000	\$520,000	\$2,070,000	\$1,470,000	\$12,740,000
General Obligation Bonds/Notes	\$4,615,000	\$4,065,000	\$520,000	\$2,070,000	\$1,470,000	\$12,740,000
	\$4,615,000	\$4,065,000	\$520,000	\$2,070,000	\$1,470,000	\$12,740,000

Requests

Funding Source	Past	2022	2023	2024	2025	2026	Total
----------------	------	------	------	------	------	------	-------

[752]: Northside Fire Station #4 and Admin Offices

Fire							
Borrowing - General Obligation Bonds/Notes	-	\$3,800,000	\$3,500,000	-	-	-	\$7,300,000
	-	\$3,800,000	\$3,500,000	-	-	-	\$7,300,000

[569]: Traffic Preemption System - Total Replacement of Existing System

Fire							
Borrowing - General Obligation Bonds/Notes	-	\$495,000	\$495,000	-	-	-	\$990,000
	-	\$495,000	\$495,000	-	-	-	\$990,000

[717]: Boiler System Replacement - Fire Station 1

Fire							
Borrowing - General Obligation Bonds/Notes	-	\$250,000	-	-	-	-	\$250,000
	-	\$250,000	-	-	-	-	\$250,000

[565]: Fiber, Wireless and other Telecommunications Infrastructure

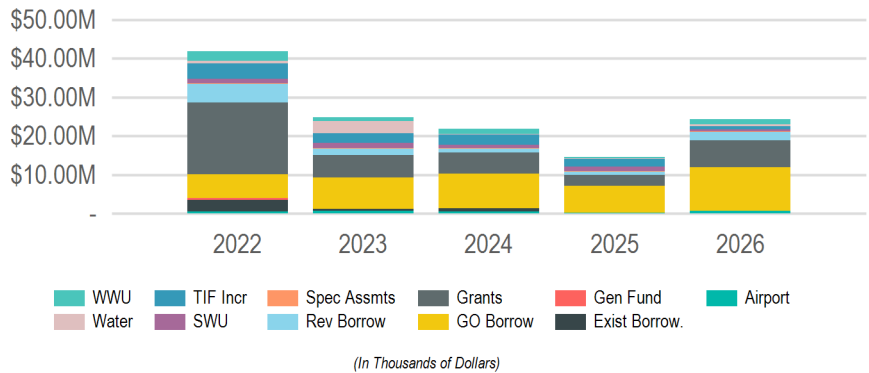
Information Technology; Police							
Borrowing - General Obligation Bonds/Notes	\$70,000	\$70,000	\$70,000	\$70,000	\$70,000	\$70,000	\$420,000
	\$70,000	\$70,000	\$70,000	\$70,000	\$70,000	\$70,000	\$420,000

[580]: Fire Station #3 - Remodel/Refurbish Existing Station #3; Add new City EOC, Community Room Space

Fire							
Borrowing - General Obligation Bonds/Notes	-	-	-	\$450,000	\$2,000,000	\$1,400,000	\$3,850,000
	-	-	-	\$450,000	\$2,000,000	\$1,400,000	\$3,850,000

Transportation & Utilities

2022 Total Funding
\$41,867,777
2022 New Borrowing
\$11,087,600
2022 City Funded
\$23,310,455



Summary

Projects for Transportation & Utilities total \$41.86M in 2022 with funding being mainly comprised of State/Federal Funds (\$18.56M), Enterprise & Utility Funds/Borrowing (\$9.75 M), GO Bonds (\$6.17M), and TIF Increment (\$3.87M). The major projects in this section are the South Ave road project (\$11.81M) Rehabilitation of airport runway 13/31 (\$5.55M), La Crosse St (\$4.49M), Causeway Blvd road project (\$2.77M), and Causeway Blvd Lift Station (\$2M). The capital plan for Transportation & Utilities focus is on improving and maintaining the City’s streets and upgrading infrastructure to meet new demand from developments and regulatory rules and standards.

Sub Groups

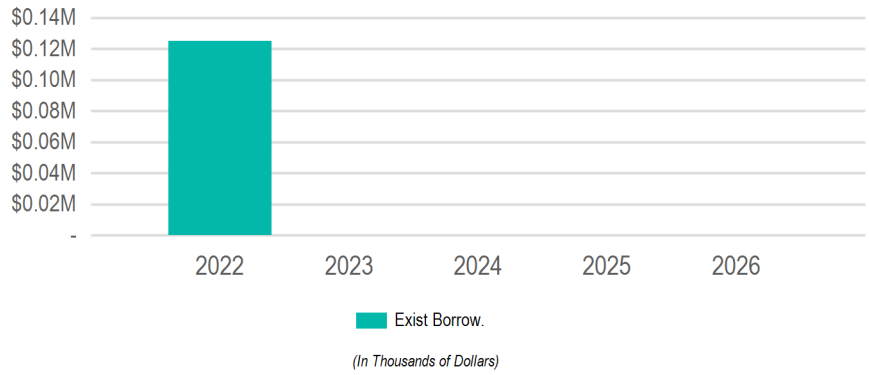
Sub Group	2022	2023	2024	2025	2026	Total
Alleys	\$125,000	-	-	-	-	\$125,000
Streets	\$27,744,973	\$11,759,400	\$12,122,400	\$10,008,500	\$15,433,000	\$77,068,273
Streetscaping & Lighting	\$2,844,562	\$1,480,000	\$2,571,900	\$1,080,000	\$220,000	\$8,196,462
Utilities	\$4,204,245	\$4,990,000	\$1,355,000	\$470,000	\$1,160,000	\$12,179,245
Airport	\$6,923,997	\$6,632,500	\$5,855,000	\$2,991,000	\$7,557,500	\$29,959,997
Bridges	\$25,000	\$25,000	\$25,000	\$25,000	\$25,000	\$125,000
	\$41,867,777	\$24,886,900	\$21,929,300	\$14,574,500	\$24,395,500	\$127,653,977

Funding Sources

Source	2022	2023	2024	2025	2026	Total
Borrowing	\$11,087,600	\$9,697,200	\$10,122,000	\$7,898,500	\$13,466,000	\$52,271,300
General Obligation Bonds/Notes	\$6,172,600	\$7,977,200	\$9,059,000	\$6,922,500	\$11,318,000	\$41,449,300
Revenue Bonds/Notes	\$4,915,000	\$1,720,000	\$1,063,000	\$976,000	\$2,148,000	\$10,822,000
Grants & Other Intergovernmental	\$18,557,322	\$5,921,000	\$5,382,500	\$2,780,050	\$6,862,500	\$39,503,372
Federal	\$9,619,550	\$3,942,000	\$4,702,500	\$2,587,500	\$5,175,000	\$26,026,550
State	\$8,937,772	\$1,979,000	\$680,000	\$192,550	\$1,687,500	\$13,476,822
Operating Funds	\$5,316,193	\$6,042,500	\$2,979,500	\$1,628,950	\$3,242,000	\$19,209,143
Enterprise/Utility Funds	\$4,832,320	\$6,042,500	\$2,979,500	\$1,628,950	\$3,242,000	\$18,725,270
General Fund	\$483,873	-	-	-	-	\$483,873
Other	\$2,937,662	\$551,200	\$803,400	-	-	\$4,292,262
Existing Borrowing Funds	\$2,937,662	\$551,200	\$803,400	-	-	\$4,292,262
Taxation	\$3,969,000	\$2,675,000	\$2,641,900	\$2,267,000	\$825,000	\$12,377,900
Special Assessments	\$100,000	\$100,000	\$100,000	\$100,000	\$100,000	\$500,000
TIF Increment	\$3,869,000	\$2,575,000	\$2,541,900	\$2,167,000	\$725,000	\$11,877,900
	\$41,867,777	\$24,886,900	\$21,929,300	\$14,574,500	\$24,395,500	\$127,653,977

Alleys

2022 Total Funding
\$125,000
2022 New Borrowing
2022 City Funded
\$125,000



Funding Sources

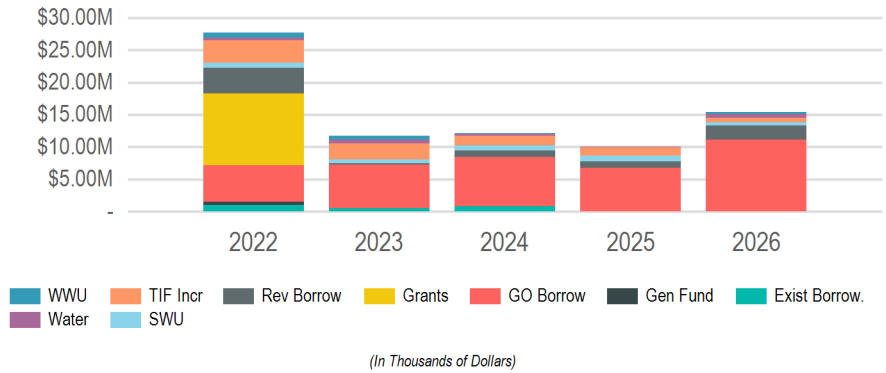
Source	2022	2023	2024	2025	2026	Total
Other	\$125,000	-	-	-	-	\$125,000
Existing Borrowing Funds	\$125,000	-	-	-	-	\$125,000
	\$125,000	-	-	-	-	\$125,000

Requests

Funding Source	Past	2022	2023	2024	2025	2026	Total
[743]: Alley from Moore St to Hayes St east of Onalaska Ave							
<i>Engineering</i>							
Other - Existing Bond Funds	-	\$125,000	-	-	-	-	\$125,000
	-	\$125,000	-	-	-	-	\$125,000

Streets

2022 Total Funding
\$27,744,973
2022 New Borrowing
\$9,568,000
2022 City Funded
\$16,591,573



Funding Sources

Source	2022	2023	2024	2025	2026	Total
Borrowing	\$9,568,000	\$6,912,200	\$8,692,000	\$7,753,500	\$13,321,000	\$46,246,700
General Obligation Bonds/Notes	\$5,653,000	\$6,692,200	\$7,629,000	\$6,777,500	\$11,173,000	\$37,924,700
Revenue Bonds/Notes	\$3,915,000	\$220,000	\$1,063,000	\$976,000	\$2,148,000	\$8,322,000
Grants & Other Intergovernmental	\$11,153,400	-	-	-	-	\$11,153,400
Federal	\$2,795,200	-	-	-	-	\$2,795,200
State	\$8,358,200	-	-	-	-	\$8,358,200
Operating Funds	\$2,541,873	\$1,841,000	\$1,152,000	\$948,000	\$1,387,000	\$7,869,873
Enterprise/Utility Funds	\$2,058,000	\$1,841,000	\$1,152,000	\$948,000	\$1,387,000	\$7,386,000
General Fund	\$483,873	-	-	-	-	\$483,873
Other	\$1,012,700	\$551,200	\$803,400	-	-	\$2,367,300
Existing Borrowing Funds	\$1,012,700	\$551,200	\$803,400	-	-	\$2,367,300
Taxation	\$3,469,000	\$2,455,000	\$1,475,000	\$1,307,000	\$725,000	\$9,431,000
TIF Increment	\$3,469,000	\$2,455,000	\$1,475,000	\$1,307,000	\$725,000	\$9,431,000
	\$27,744,973	\$11,759,400	\$12,122,400	\$10,008,500	\$15,433,000	\$77,068,273

Requests

Funding Source	Past	2022	2023	2024	2025	2026	Total
[211]: South Ave - Green Bay St to Ward Ave							
<i>Engineering; Sanitary Sewer Utility; Water Utility</i>							
Borrowing - General Obligation Bonds/Notes	\$10,000	\$2,844,000	-	-	-	-	\$2,854,000
Borrowing - Revenue Bonds/Notes: Sanitary Sewer Utility	-	\$200,000	-	-	-	-	\$200,000
Borrowing - Revenue Bonds/Notes: Water Utility	-	\$1,250,000	-	-	-	-	\$1,250,000
Grants - State	-	\$7,521,200	-	-	-	-	\$7,521,200
Operating - Sanitary Sewer Utility Funds	\$5,000	-	-	-	-	-	\$5,000
Operating - Water Utility Funds	\$10,000	-	-	-	-	-	\$10,000
	\$25,000	\$11,815,200	-	-	-	-	\$11,840,200
[116]: La Crosse St - from West Ave through Losey Blvd int.							
<i>Engineering; Sanitary Sewer Utility; Stormwater Utility; Streets; Water Utility</i>							
Borrowing - General Obligation Bonds/Notes	\$10,000	\$500,000	-	-	-	-	\$510,000
Borrowing - Revenue Bonds/Notes: Sanitary Sewer Utility	-	\$400,000	-	-	-	-	\$400,000
Borrowing - Revenue Bonds/Notes: Storm Water Utility	-	\$638,000	-	-	-	-	\$638,000
Borrowing - Revenue Bonds/Notes: Water Utility	-	\$500,000	-	-	-	-	\$500,000
Grants - Federal	-	\$2,452,800	-	-	-	-	\$2,452,800
Operating - Storm Water Utility Funds	\$10,000	-	-	-	-	-	\$10,000
Operating - Water Utility Funds	\$10,000	-	-	-	-	-	\$10,000
	\$30,000	\$4,490,800	-	-	-	-	\$4,520,800
[173]: Causeway Blvd - Dead End West to Copeland Ave							
<i>Planning and Development; Stormwater Utility; Streets</i>							
Operating - Sanitary Sewer Utility Funds	\$18,000	-	-	-	-	-	\$18,000
Operating - Storm Water Utility Funds	\$36,000	-	-	-	-	-	\$36,000
Operating - Water Utility Funds	\$26,000	-	-	-	-	-	\$26,000
Other - TIF Increment - 12	\$172,000	-	-	-	-	-	\$172,000
Other - TIF Increment - 18	-	\$2,777,000	-	-	-	-	\$2,777,000
	\$252,000	\$2,777,000	-	-	-	-	\$3,029,000

Requests

Funding Source	Past	2022	2023	2024	2025	2026	Total
[284]: Green Bay St - from East Ave to 22nd St (STP-Urban)							
<i>Engineering; Sanitary Sewer Utility; Stormwater Utility; Streets; Water Utility</i>							
Borrowing - General Obligation Bonds/Notes	\$45,000	\$200,000	-	-	-	-	\$245,000
Borrowing - Revenue Bonds/Notes: Sanitary Sewer Utility	-	\$168,000	-	-	-	-	\$168,000
Borrowing - Revenue Bonds/Notes: Storm Water Utility	-	\$382,000	-	-	-	-	\$382,000
Borrowing - Revenue Bonds/Notes: Water Utility	-	\$377,000	-	-	-	-	\$377,000
Grants - Federal	-	\$342,400	-	-	-	-	\$342,400
	\$45,000	\$1,469,400	-	-	-	-	\$1,514,400
[589]: Kramer St - South of Kwik Trip Way to Rublee St							
<i>Engineering; Sanitary Sewer Utility; Streets</i>							
Operating - Sanitary Sewer Utility Funds	-	\$43,000	-	-	-	-	\$43,000
Other - Existing Bond Funds	-	\$1,012,700	-	-	-	-	\$1,012,700
	-	\$1,055,700	-	-	-	-	\$1,055,700
[268]: Citywide Traffic Implementation: Interconnect & Synchronization							
<i>Engineering</i>							
Borrowing - General Obligation Bonds/Notes	\$256,500	\$200,000	\$300,000	\$400,000	-	-	\$1,156,500
Grants - State	\$396,000	\$837,000	-	-	-	-	\$1,233,000
	\$652,500	\$1,037,000	\$300,000	\$400,000	-	-	\$2,389,500
[754]: Cliffside Drive - Robinsdale Ave to Valley View Pl							
<i>Engineering; Sanitary Sewer Utility; Stormwater Utility; Streets; Water Utility</i>							
Borrowing - General Obligation Bonds/Notes	-	\$400,000	-	-	-	-	\$400,000
Operating - Sanitary Sewer Utility Funds	-	\$130,000	-	-	-	-	\$130,000
Operating - Storm Water Utility Funds	-	\$150,000	-	-	-	-	\$150,000
Operating - Water Utility Funds	-	\$150,000	-	-	-	-	\$150,000
	-	\$830,000	-	-	-	-	\$830,000
[592]: Farnam St - 10th St S to West Ave							
<i>Sanitary Sewer Utility; Stormwater Utility; Streets</i>							
Borrowing - General Obligation Bonds/Notes	-	\$302,000	-	-	-	-	\$302,000
Operating - Sanitary Sewer Utility Funds	-	\$185,000	-	-	-	-	\$185,000
Operating - Storm Water Utility Funds	-	\$172,000	-	-	-	-	\$172,000
	-	\$659,000	-	-	-	-	\$659,000
[178]: Liberty St - Hayes St to Moore St							
<i>Stormwater Utility; Streets</i>							
Borrowing - General Obligation Bonds/Notes	-	\$241,000	-	-	-	-	\$241,000
Operating - Sanitary Sewer Utility Funds	-	\$96,000	-	-	-	-	\$96,000
Operating - Storm Water Utility Funds	-	\$132,000	-	-	-	-	\$132,000
Operating - Water Utility Funds	-	\$79,000	-	-	-	-	\$79,000
	-	\$548,000	-	-	-	-	\$548,000
[56]: Front St Realignment & La Crosse St Extension							
<i>Engineering; Stormwater Utility; Streets</i>							
Other - TIF Increment - 11	-	\$500,000	-	-	-	\$500,000	\$1,000,000
	-	\$500,000	-	-	-	\$500,000	\$1,000,000
[177]: Hayes St - Kane St to Liberty St							
<i>Sanitary Sewer Utility; Stormwater Utility; Streets</i>							
Borrowing - General Obligation Bonds/Notes	-	\$277,000	-	-	-	-	\$277,000
Operating - Sanitary Sewer Utility Funds	-	\$12,000	-	-	-	-	\$12,000
Operating - Storm Water Utility Funds	-	\$160,000	-	-	-	-	\$160,000
	-	\$449,000	-	-	-	-	\$449,000
[755]: Hyde Ave - 20th St to 21st St							
<i>Engineering; Sanitary Sewer Utility; Stormwater Utility; Streets; Water Utility</i>							
Borrowing - General Obligation Bonds/Notes	-	\$173,000	-	-	-	-	\$173,000
Operating - Sanitary Sewer Utility Funds	-	\$37,000	-	-	-	-	\$37,000
Operating - Storm Water Utility Funds	-	\$19,000	-	-	-	-	\$19,000
Operating - Water Utility Funds	-	\$56,000	-	-	-	-	\$56,000
	-	\$285,000	-	-	-	-	\$285,000
[728]: WIS 35 - La Crosse Co Line to Garner Pl							
<i>Engineering</i>							
Borrowing - General Obligation Bonds/Notes	-	\$65,000	-	-	-	-	\$65,000
Operating - Sanitary Sewer Utility Funds	-	\$80,000	-	-	-	-	\$80,000
Operating - Storm Water Utility Funds	-	\$90,000	-	-	-	-	\$90,000
Operating - Water Utility Funds	-	\$45,000	-	-	-	-	\$45,000
	-	\$280,000	-	-	-	-	\$280,000

Requests

Funding Source	Past	2022	2023	2024	2025	2026	Total
[665]: Denton Street - East Avenue to 19th Street							
<i>Streets</i>							
Borrowing - General Obligation Bonds/Notes	-	\$231,000	-	-	-	-	\$231,000
Operating - Sanitary Sewer Utility Funds	-	\$30,000	-	-	-	-	\$30,000
	-	\$261,000	-	-	-	-	\$261,000
[415]: Division Street - West Ave. to 11th St.							
<i>Engineering; Streets</i>							
Other - TIF Increment - 11	-	\$192,000	-	-	-	-	\$192,000
	-	\$192,000	-	-	-	-	\$192,000
[730]: 2022 Highway Safety Improvement Program Construction							
<i>Engineering</i>							
Borrowing - General Obligation Bonds/Notes	-	\$150,000	-	-	-	-	\$150,000
	-	\$150,000	-	-	-	-	\$150,000
[686]: Gladys Street - East Avenue to Dead End West							
<i>Engineering; Stormwater Utility; Streets</i>							
Operating - Storm Water Utility Funds	-	\$76,000	-	-	-	-	\$76,000
Operating - Streets Operating Budget	-	\$47,082	-	-	-	-	\$47,082
	-	\$123,082	-	-	-	-	\$123,082
[692]: Loomis Street - Stoddard Street to North Salem Road							
<i>Streets</i>							
Operating - Sanitary Sewer Utility Funds	-	\$82,000	-	-	-	-	\$82,000
Operating - Storm Water Utility Funds	-	\$12,000	-	-	-	-	\$12,000
Operating - Streets Operating Budget	-	\$18,525	-	-	-	-	\$18,525
	-	\$112,525	-	-	-	-	\$112,525
[757]: Quarry Road Paving - End of Milson Court							
<i>Engineering; Streets</i>							
Borrowing - General Obligation Bonds/Notes	-	\$70,000	-	-	-	-	\$70,000
Operating - Storm Water Utility Funds	-	\$30,000	-	-	-	-	\$30,000
	-	\$100,000	-	-	-	-	\$100,000
[674]: 14th Street South - King Street to Cass Street							
<i>Streets</i>							
Operating - Sanitary Sewer Utility Funds	-	\$59,000	-	-	-	-	\$59,000
Operating - Storm Water Utility Funds	-	\$21,000	-	-	-	-	\$21,000
Operating - Streets Operating Budget	-	\$16,815	-	-	-	-	\$16,815
	-	\$96,815	-	-	-	-	\$96,815
[675]: 15th Street South - Adams Street to Farnam Street							
<i>Streets</i>							
Operating - Sanitary Sewer Utility Funds	-	\$66,000	-	-	-	-	\$66,000
Operating - Streets Operating Budget	-	\$19,722	-	-	-	-	\$19,722
	-	\$85,722	-	-	-	-	\$85,722
[687]: Hauser Street - Larson Street to Dead End East							
<i>Streets</i>							
Operating - Streets Operating Budget	-	\$84,075	-	-	-	-	\$84,075
	-	\$84,075	-	-	-	-	\$84,075
[685]: Division Street - 9th Street to 11th Street							
<i>Streets</i>							
Operating - Sanitary Sewer Utility Funds	-	\$24,000	-	-	-	-	\$24,000
Operating - Storm Water Utility Funds	-	\$6,000	-	-	-	-	\$6,000
Operating - Streets Operating Budget	-	\$31,350	-	-	-	-	\$31,350
	-	\$61,350	-	-	-	-	\$61,350
[679]: 33rd Street - Birch Street to Broadview Place							
<i>Streets</i>							
Operating - Streets Operating Budget	-	\$48,165	-	-	-	-	\$48,165
	-	\$48,165	-	-	-	-	\$48,165
[676]: 19th Street South - Weston Street to Bennett St.							
<i>Streets</i>							
Operating - Streets Operating Budget	-	\$38,532	-	-	-	-	\$38,532
	-	\$38,532	-	-	-	-	\$38,532
[677]: 29th Street South - Hass Street to Robinsdale Avenue							
<i>Streets</i>							
Operating - Streets Operating Budget	-	\$38,532	-	-	-	-	\$38,532
	-	\$38,532	-	-	-	-	\$38,532

Requests

Funding Source	Past	2022	2023	2024	2025	2026	Total
[678]: 29th Street South - Robinsdale Ave. to Dead End South							
<i>Streets</i>							
Operating - Streets Operating Budget	-	\$29,298	-	-	-	-	\$29,298
	-	\$29,298	-	-	-	-	\$29,298
[696]: Solaris Lane - 33rd Street to Cliffside Drive							
<i>Streets</i>							
Operating - Streets Operating Budget	-	\$27,930	-	-	-	-	\$27,930
	-	\$27,930	-	-	-	-	\$27,930
[680]: 8th Street South - Hood Street to Farnam Street							
<i>Sanitary Sewer Utility; Streets</i>							
Operating - Sanitary Sewer Utility Funds	-	\$16,000	-	-	-	-	\$16,000
Operating - Streets Operating Budget	-	\$7,410	-	-	-	-	\$7,410
	-	\$23,410	-	-	-	-	\$23,410
[697]: Steele Street - Bundy Street to Cook Street							
<i>Streets</i>							
Operating - Streets Operating Budget	-	\$21,090	-	-	-	-	\$21,090
	-	\$21,090	-	-	-	-	\$21,090
[695]: Scarlet Drive - Nottingham Avenue to Dead End East							
<i>Streets</i>							
Operating - Streets Operating Budget	-	\$13,281	-	-	-	-	\$13,281
	-	\$13,281	-	-	-	-	\$13,281
[694]: Pine Street - West Avenue to 13th Street							
<i>Streets</i>							
Operating - Streets Operating Budget	-	\$12,483	-	-	-	-	\$12,483
	-	\$12,483	-	-	-	-	\$12,483
[691]: Hayes Street - George St. to Kane St.							
<i>Engineering; Streets</i>							
Operating - Streets Operating Budget	-	\$12,312	-	-	-	-	\$12,312
	-	\$12,312	-	-	-	-	\$12,312
[681]: Bundy Street - Steele Street to Miller Street							
<i>Streets</i>							
Operating - Streets Operating Budget	-	\$11,001	-	-	-	-	\$11,001
	-	\$11,001	-	-	-	-	\$11,001
[693]: Parkwood Place - Juniper Street to Dead End East							
<i>Streets</i>							
Operating - Streets Operating Budget	-	\$6,270	-	-	-	-	\$6,270
	-	\$6,270	-	-	-	-	\$6,270
[160]: 17th PI S - Main St to Cass St							
<i>Sanitary Sewer Utility; Streets; Water Utility</i>							
Borrowing - General Obligation Bonds/Notes	-	\$1,283,000	-	-	-	-	\$1,283,000
Operating - Sanitary Sewer Utility Funds	-	\$185,000	-	-	-	-	\$185,000
Operating - Water Utility Funds	-	\$235,000	-	-	-	-	\$235,000
	-	\$1,703,000	-	-	-	-	\$1,703,000
[171]: Buchner PI - Copeland Ave to Dead End West							
<i>Stormwater Utility; Streets</i>							
Operating - Sanitary Sewer Utility Funds	-	\$217,000	-	-	-	-	\$217,000
Operating - Storm Water Utility Funds	-	\$291,000	-	-	-	-	\$291,000
Other - TIF Increment - 18	-	\$1,095,000	-	-	-	-	\$1,095,000
	-	\$1,603,000	-	-	-	-	\$1,603,000
[53]: Cliffwood Lane - 28th St. to Seiler Ln.							
<i>Engineering; Streets</i>							
Borrowing - General Obligation Bonds/Notes	-	\$1,067,000	-	-	-	-	\$1,067,000
	-	\$1,067,000	-	-	-	-	\$1,067,000
[418]: 2nd Street South - Cameron Ave. to Market St.							
<i>Sanitary Sewer Utility; Stormwater Utility; Streets; Water Utility</i>							
Operating - Sanitary Sewer Utility Funds	-	\$7,000	-	-	-	-	\$7,000
Operating - Storm Water Utility Funds	-	\$26,000	-	-	-	-	\$26,000
Operating - Water Utility Funds	-	\$223,000	-	-	-	-	\$223,000
Other - TIF Increment - 11	-	\$680,000	-	-	-	-	\$680,000
	-	\$936,000	-	-	-	-	\$936,000

Requests

Funding Source	Past	2022	2023	2024	2025	2026	Total
[421]: Livingston Street - Liberty St. to George St.							
<i>Streets</i>							
Borrowing - General Obligation Bonds/Notes	-	-	\$645,000	-	-	-	\$645,000
Operating - Sanitary Sewer Utility Funds	-	-	\$56,000	-	-	-	\$56,000
Operating - Storm Water Utility Funds	-	-	\$74,000	-	-	-	\$74,000
	-	-	\$775,000	-	-	-	\$775,000
[417]: 2nd Street South - Jay St. to Cass St.							
<i>Engineering; Streets</i>							
Other - TIF Increment - 11	-	-	\$680,000	-	-	-	\$680,000
	-	-	\$680,000	-	-	-	\$680,000
[58]: George Street - Wittenberg Pl. to Onalaska Ave.							
<i>Sanitary Sewer Utility; Stormwater Utility; Streets; Water Utility</i>							
Borrowing - General Obligation Bonds/Notes	-	-	\$324,000	-	-	-	\$324,000
Borrowing - Revenue Bonds/Notes: Storm Water Utility	-	-	\$80,000	-	-	-	\$80,000
Operating - Sanitary Sewer Utility Funds	-	-	\$60,000	-	-	-	\$60,000
Operating - Water Utility Funds	-	-	\$70,000	-	-	-	\$70,000
	-	-	\$534,000	-	-	-	\$534,000
[183]: Moore St - Prospect St to dead end east							
<i>Engineering; Stormwater Utility; Streets</i>							
Operating - Storm Water Utility Funds	-	-	\$120,000	-	-	-	\$120,000
Other - Existing Bond Funds	-	-	\$341,200	-	-	-	\$341,200
	-	-	\$461,200	-	-	-	\$461,200
[137]: Vine Street - Front St. to 2nd St.							
<i>Engineering; Streets</i>							
Borrowing - General Obligation Bonds/Notes	-	-	\$401,200	-	-	-	\$401,200
	-	-	\$401,200	-	-	-	\$401,200
[232]: 20th Street South - Mormon Coulee Rd. to Dead End South							
<i>Streets</i>							
Borrowing - General Obligation Bonds/Notes	-	-	\$357,000	-	-	-	\$357,000
	-	-	\$357,000	-	-	-	\$357,000
[470]: Green Bay St - from South Ave to 9th St; South Ave Green bay to North end of 2022 WDOT Project							
<i>Engineering; Sanitary Sewer Utility; Stormwater Utility; Streets; Water Utility</i>							
Borrowing - General Obligation Bonds/Notes	-	-	\$150,000	-	-	-	\$150,000
Operating - Sanitary Sewer Utility Funds	-	-	\$65,000	-	-	-	\$65,000
Operating - Storm Water Utility Funds	-	-	\$60,000	-	-	-	\$60,000
Operating - Water Utility Funds	-	-	\$80,000	-	-	-	\$80,000
	-	-	\$355,000	-	-	-	\$355,000
[213]: Birch Street - 29th St. to Dead End East							
<i>Streets</i>							
Borrowing - General Obligation Bonds/Notes	-	-	\$354,000	-	-	-	\$354,000
	-	-	\$354,000	-	-	-	\$354,000
[212]: State St - 16th St to 17th St							
<i>Stormwater Utility; Streets</i>							
Borrowing - General Obligation Bonds/Notes	-	-	\$240,000	-	-	-	\$240,000
Borrowing - Revenue Bonds/Notes: Storm Water Utility	-	-	\$80,000	-	-	-	\$80,000
	-	-	\$320,000	-	-	-	\$320,000
[134]: Saint James Street - Copeland Ave. to Caledonia St.							
<i>Streets</i>							
Borrowing - General Obligation Bonds/Notes	-	-	\$287,000	-	-	-	\$287,000
Operating - Storm Water Utility Funds	-	-	\$15,000	-	-	-	\$15,000
Operating - Water Utility Funds	-	-	\$17,000	-	-	-	\$17,000
	-	-	\$319,000	-	-	-	\$319,000
[649]: Bliss Road Slope Stabilization							
<i>Engineering; Streets</i>							
Borrowing - General Obligation Bonds/Notes	\$70,400	-	\$300,000	-	-	-	\$370,400
Other - Existing Bond Funds	\$279,600	-	-	-	-	-	\$279,600
	\$350,000	-	\$300,000	-	-	-	\$650,000
[170]: 21st St S - Market St to Winnebago St							
<i>Sanitary Sewer Utility; Streets</i>							
Borrowing - General Obligation Bonds/Notes	-	-	\$207,000	-	-	-	\$207,000
Borrowing - Revenue Bonds/Notes: Sanitary Sewer Utility	-	-	\$60,000	-	-	-	\$60,000
	-	-	\$267,000	-	-	-	\$267,000

Requests

Funding Source	Past	2022	2023	2024	2025	2026	Total
[135]: Saint Cloud St - Rose St to Copeland Ave.							
<i>Streets; Water Utility</i>							
Operating - Water Utility Funds	-	-	\$40,000	-	-	-	\$40,000
Other - Existing Bond Funds	-	-	\$210,000	-	-	-	\$210,000
	-	-	\$250,000	-	-	-	\$250,000
[428]: 21st Street South - Jackson St. to Johnson St.							
<i>Streets</i>							
Borrowing - General Obligation Bonds/Notes	-	-	\$210,000	-	-	-	\$210,000
	-	-	\$210,000	-	-	-	\$210,000
[426]: 13th Place - Travis St. to Barlow St.							
<i>Streets</i>							
Borrowing - General Obligation Bonds/Notes	-	-	\$189,000	-	-	-	\$189,000
	-	-	\$189,000	-	-	-	\$189,000
[46]: 20th Street South - Park Ave. to Denton St.							
<i>Streets</i>							
Borrowing - General Obligation Bonds/Notes	-	-	\$189,000	-	-	-	\$189,000
	-	-	\$189,000	-	-	-	\$189,000
[664]: Barlow St. - 13th Place to 13th Street							
<i>Streets</i>							
Borrowing - General Obligation Bonds/Notes	-	-	\$189,000	-	-	-	\$189,000
	-	-	\$189,000	-	-	-	\$189,000
[436]: Ferry Street - 11th St. to 15th St.							
<i>Engineering; Stormwater Utility; Streets</i>							
Operating - Storm Water Utility Funds	-	-	-	\$331,000	-	-	\$331,000
Other - TIF Increment - 11	-	-	-	\$1,049,000	-	-	\$1,049,000
	-	-	-	\$1,380,000	-	-	\$1,380,000
[593]: Redfield Street - 21st Street South to Losey Boulevard							
<i>Engineering; Streets; Water Utility</i>							
Borrowing - General Obligation Bonds/Notes	-	-	-	\$937,000	-	-	\$937,000
Operating - Water Utility Funds	-	-	-	\$275,000	-	-	\$275,000
	-	-	-	\$1,212,000	-	-	\$1,212,000
[209]: Onalaska Ave - Moore St to Gohres St							
<i>Stormwater Utility; Streets</i>							
Operating - Storm Water Utility Funds	-	-	-	\$300,000	-	-	\$300,000
Other - Existing Bond Funds	-	-	-	\$803,400	-	-	\$803,400
	-	-	-	\$1,103,400	-	-	\$1,103,400
[220]: 20th St S - Hyde Ave to Weston St							
<i>Engineering; Stormwater Utility; Streets</i>							
Borrowing - General Obligation Bonds/Notes	-	-	-	\$564,000	-	-	\$564,000
Borrowing - Revenue Bonds/Notes: Storm Water Utility	-	-	-	\$190,000	-	-	\$190,000
	-	-	-	\$754,000	-	-	\$754,000
[598]: Green Bay St - 22nd St S to Losey Blvd							
<i>Engineering; Stormwater Utility; Streets; Water Utility</i>							
Borrowing - General Obligation Bonds/Notes	-	-	-	\$351,000	-	-	\$351,000
Borrowing - Revenue Bonds/Notes: Storm Water Utility	-	-	-	\$170,000	-	-	\$170,000
Borrowing - Revenue Bonds/Notes: Water Utility	-	-	-	\$180,000	-	-	\$180,000
	-	-	-	\$701,000	-	-	\$701,000
[159]: 16th St N - Vine St to Main St							
<i>Stormwater Utility; Streets</i>							
Borrowing - General Obligation Bonds/Notes	-	-	-	\$459,000	-	-	\$459,000
Borrowing - Revenue Bonds/Notes: Storm Water Utility	-	-	-	\$200,000	-	-	\$200,000
	-	-	-	\$659,000	-	-	\$659,000
[424]: Sunset Drive - Green Bay St. to State Rd.							
<i>Engineering; Streets; Water Utility</i>							
Borrowing - General Obligation Bonds/Notes	-	-	-	\$555,000	-	-	\$555,000
Borrowing - Revenue Bonds/Notes: Water Utility	-	-	-	\$103,000	-	-	\$103,000
	-	-	-	\$658,000	-	-	\$658,000
[49]: 28th Street South - Main St. to Cass St.							
<i>Streets</i>							
Borrowing - General Obligation Bonds/Notes	-	-	-	\$578,000	-	-	\$578,000
	-	-	-	\$578,000	-	-	\$578,000
[162]: 17th Street South - Chase St. to South Ave.							
<i>Engineering; Streets</i>							
Borrowing - General Obligation Bonds/Notes	-	-	-	\$558,000	-	-	\$558,000
	-	-	-	\$558,000	-	-	\$558,000

Requests

Funding Source	Past	2022	2023	2024	2025	2026	Total
[47]: 22nd Street South - Hyde Ave. to Weston St.							
<i>Engineering; Streets</i>							
Borrowing - General Obligation Bonds/Notes	-	-	-	\$546,000	-	-	\$546,000
	-	-	-	\$546,000	-	-	\$546,000
[169]: 21st St N - Campbell Rd to State St							
<i>Sanitary Sewer Utility; Streets</i>							
Borrowing - General Obligation Bonds/Notes	-	-	-	\$376,000	-	-	\$376,000
Operating - Sanitary Sewer Utility Funds	-	-	-	\$126,000	-	-	\$126,000
	-	-	-	\$502,000	-	-	\$502,000
[228]: Travis Street - East Ave. to 20th St. S							
<i>Engineering; Stormwater Utility; Streets</i>							
Borrowing - General Obligation Bonds/Notes	-	-	-	\$390,000	-	-	\$390,000
Borrowing - Revenue Bonds/Notes: Storm Water Utility	-	-	-	\$110,000	-	-	\$110,000
	-	-	-	\$500,000	-	-	\$500,000
[429]: 23rd Street South - Hyde Ave. to Barlow St.							
<i>Streets</i>							
Borrowing - General Obligation Bonds/Notes	-	-	-	\$384,000	-	-	\$384,000
	-	-	-	\$384,000	-	-	\$384,000
[666]: Jansen Place - State Highway 16 to County Highway PH							
<i>Streets</i>							
Borrowing - General Obligation Bonds/Notes	-	-	-	\$375,000	-	-	\$375,000
	-	-	-	\$375,000	-	-	\$375,000
[138]: Zion Road - Garner Pl. to Dead End North							
<i>Engineering; Streets</i>							
Borrowing - General Obligation Bonds/Notes	-	-	-	\$322,000	-	-	\$322,000
	-	-	-	\$322,000	-	-	\$322,000
[222]: 21st Pl S - Townsend St to Bennett St							
<i>Engineering; Stormwater Utility; Streets</i>							
Borrowing - General Obligation Bonds/Notes	-	-	-	\$186,000	-	-	\$186,000
Borrowing - Revenue Bonds/Notes: Storm Water Utility	-	-	-	\$110,000	-	-	\$110,000
	-	-	-	\$296,000	-	-	\$296,000
[233]: Cook Street - 7th St. S to Steele St.							
<i>Stormwater Utility; Streets</i>							
Borrowing - General Obligation Bonds/Notes	-	-	-	\$171,000	-	-	\$171,000
Operating - Storm Water Utility Funds	-	-	-	\$120,000	-	-	\$120,000
	-	-	-	\$291,000	-	-	\$291,000
[57]: Garner Place - Zion Rd to Dead End South							
<i>Engineering; Streets</i>							
Borrowing - General Obligation Bonds/Notes	-	-	-	\$288,000	-	-	\$288,000
	-	-	-	\$288,000	-	-	\$288,000
[425]: 7th Street South - Ferry St. to Market St.							
<i>Streets</i>							
Other - TIF Increment - 11	-	-	-	\$222,000	-	-	\$222,000
	-	-	-	\$222,000	-	-	\$222,000
[430]: 28th Street South - Lincoln Ave. to Ward Ave.							
<i>Streets</i>							
Other - TIF Increment - 15	-	-	-	\$204,000	-	-	\$204,000
	-	-	-	\$204,000	-	-	\$204,000
[434]: Hass Street - 26th St. to 27th St.							
<i>Streets</i>							
Borrowing - General Obligation Bonds/Notes	-	-	-	\$189,000	-	-	\$189,000
	-	-	-	\$189,000	-	-	\$189,000
[594]: 6th Street South - State Street to Cass Street							
<i>Streets; Water Utility</i>							
Borrowing - General Obligation Bonds/Notes	-	-	-	-	\$1,663,500	-	\$1,663,500
Operating - Water Utility Funds	-	-	-	-	\$3,000	-	\$3,000
	-	-	-	-	\$1,666,500	-	\$1,666,500
[670]: 10th Street North - Pine Street to Main Street							
<i>Engineering; Stormwater Utility; Streets</i>							
Borrowing - General Obligation Bonds/Notes	-	-	-	-	\$765,000	-	\$765,000
Borrowing - Revenue Bonds/Notes: Storm Water Utility	-	-	-	-	\$600,000	-	\$600,000
	-	-	-	-	\$1,365,000	-	\$1,365,000

Requests

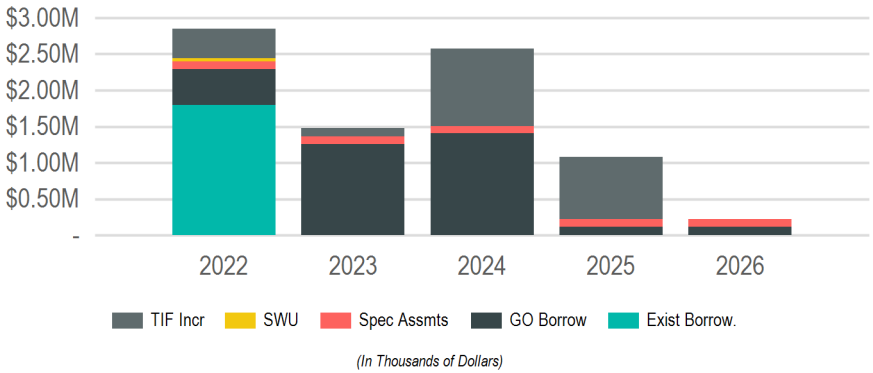
Funding Source	Past	2022	2023	2024	2025	2026	Total
[234]: Sims Place - Western Terminus to South Ave							
<i>Stormwater Utility; Streets</i>							
Borrowing - General Obligation Bonds/Notes	-	-	-	-	\$630,000	-	\$630,000
Operating - Storm Water Utility Funds	-	-	-	-	\$575,000	-	\$575,000
	-	-	-	-	\$1,205,000	-	\$1,205,000
[64]: Lauderdale Place - George St. to Lauderdale Ct.							
<i>Streets</i>							
Borrowing - General Obligation Bonds/Notes	-	-	-	-	\$1,188,000	-	\$1,188,000
	-	-	-	-	\$1,188,000	-	\$1,188,000
[600]: Green Bay St - Losey Blvd to BNSF RR							
<i>Engineering; Stormwater Utility; Streets; Water Utility</i>							
Borrowing - General Obligation Bonds/Notes	-	-	-	-	\$546,000	-	\$546,000
Borrowing - Revenue Bonds/Notes: Storm Water Utility	-	-	-	-	\$326,000	-	\$326,000
Borrowing - Revenue Bonds/Notes: Water Utility	-	-	-	-	\$50,000	-	\$50,000
	-	-	-	-	\$922,000	-	\$922,000
[435]: 15th Street - Cass St. to Ferry St.							
<i>Stormwater Utility; Streets</i>							
Borrowing - General Obligation Bonds/Notes	-	-	-	-	\$662,000	-	\$662,000
Operating - Storm Water Utility Funds	-	-	-	-	\$250,000	-	\$250,000
	-	-	-	-	\$912,000	-	\$912,000
[431]: 31st Street South - State Rd. to East Fairchild St.							
<i>Streets</i>							
Borrowing - General Obligation Bonds/Notes	-	-	-	-	\$888,000	-	\$888,000
	-	-	-	-	\$888,000	-	\$888,000
[179]: Lincoln Avenue - 29th St. to 32nd St.							
<i>Streets</i>							
Other - TIF Increment - 15	-	-	-	-	\$528,000	-	\$528,000
	-	-	-	-	\$528,000	-	\$528,000
[40]: 7th Street - La Crosse St. to Dead End North							
<i>Engineering; Stormwater Utility; Streets</i>							
Operating - Storm Water Utility Funds	-	-	-	-	\$120,000	-	\$120,000
Other - TIF Increment - 11	-	-	-	-	\$350,000	-	\$350,000
	-	-	-	-	\$470,000	-	\$470,000
[224]: Johnson Street - 5th Ave. to 7th St.							
<i>Streets</i>							
Other - TIF Increment - 11	-	-	-	-	\$429,000	-	\$429,000
	-	-	-	-	\$429,000	-	\$429,000
[672]: Ray Place - Strong Avenue to Dead End East							
<i>Streets</i>							
Borrowing - General Obligation Bonds/Notes	-	-	-	-	\$249,000	-	\$249,000
	-	-	-	-	\$249,000	-	\$249,000
[427]: 13th Place - Horton St. to South Ave.							
<i>Streets</i>							
Borrowing - General Obligation Bonds/Notes	-	-	-	-	\$186,000	-	\$186,000
	-	-	-	-	\$186,000	-	\$186,000
[182]: Monitor St - Rose St to Lang Dr							
<i>Stormwater Utility; Streets; Water Utility</i>							
Borrowing - General Obligation Bonds/Notes	-	-	-	-	\$1,361,000	-	\$1,361,000
Operating - Sanitary Sewer Utility Funds	-	-	-	-	\$239,000	-	\$239,000
Operating - Storm Water Utility Funds	-	-	-	-	\$285,000	-	\$285,000
Operating - Water Utility Funds	-	-	-	-	\$305,000	-	\$305,000
	-	-	-	-	\$2,190,000	-	\$2,190,000
[596]: Cunningham Street - Larson Street to Dead End East							
<i>Engineering; Stormwater Utility; Streets</i>							
Borrowing - General Obligation Bonds/Notes	-	-	-	-	\$774,000	-	\$774,000
Borrowing - Revenue Bonds/Notes: Storm Water Utility	-	-	-	-	\$725,000	-	\$725,000
	-	-	-	-	\$1,499,000	-	\$1,499,000
[597]: Farnam St - 16th St S to 20th St S							
<i>Engineering; Stormwater Utility; Streets</i>							
Borrowing - General Obligation Bonds/Notes	-	-	-	-	\$920,000	-	\$920,000
Borrowing - Revenue Bonds/Notes: Storm Water Utility	-	-	-	-	\$500,000	-	\$500,000
	-	-	-	-	\$1,420,000	-	\$1,420,000

Requests

Funding Source	Past	2022	2023	2024	2025	2026	Total
[601]: Green Bay St - South Ave to 14th St S							
<i>Engineering; Stormwater Utility; Streets</i>							
Borrowing - General Obligation Bonds/Notes	-	-	-	-	-	\$1,336,000	\$1,336,000
Borrowing - Revenue Bonds/Notes: Storm Water Utility	-	-	-	-	-	\$53,000	\$53,000
	-	-	-	-	-	\$1,389,000	\$1,389,000
[432]: Elm Drive - Easter Rd. to Valleyview Pl.							
<i>Streets</i>							
Borrowing - General Obligation Bonds/Notes	-	-	-	-	-	\$1,230,000	\$1,230,000
	-	-	-	-	-	\$1,230,000	\$1,230,000
[229]: Weston Street - East Ave. to 21st Pl. S							
<i>Stormwater Utility; Streets</i>							
Borrowing - General Obligation Bonds/Notes	-	-	-	-	-	\$907,000	\$907,000
Borrowing - Revenue Bonds/Notes: Storm Water Utility	-	-	-	-	-	\$235,000	\$235,000
	-	-	-	-	-	\$1,142,000	\$1,142,000
[423]: Saint Andrew Street - Wood St. to Dead End East							
<i>Sanitary Sewer Utility; Stormwater Utility; Streets; Water Utility</i>							
Borrowing - General Obligation Bonds/Notes	-	-	-	-	-	\$710,000	\$710,000
Operating - Sanitary Sewer Utility Funds	-	-	-	-	-	\$117,000	\$117,000
Operating - Storm Water Utility Funds	-	-	-	-	-	\$14,000	\$14,000
Operating - Water Utility Funds	-	-	-	-	-	\$277,000	\$277,000
	-	-	-	-	-	\$1,118,000	\$1,118,000
[602]: Green Bay St - 14th St S to East Ave							
<i>Engineering; Streets; Water Utility</i>							
Borrowing - General Obligation Bonds/Notes	-	-	-	-	-	\$1,000,000	\$1,000,000
Borrowing - Revenue Bonds/Notes: Water Utility	-	-	-	-	-	\$100,000	\$100,000
	-	-	-	-	-	\$1,100,000	\$1,100,000
[595]: 16th St S - Johnson St to Farnam St							
<i>Engineering; Stormwater Utility; Streets</i>							
Borrowing - General Obligation Bonds/Notes	-	-	-	-	-	\$596,000	\$596,000
Borrowing - Revenue Bonds/Notes: Storm Water Utility	-	-	-	-	-	\$470,000	\$470,000
	-	-	-	-	-	\$1,066,000	\$1,066,000
[671]: Liberty Street - Sill Street to Clinton Street							
<i>Streets</i>							
Borrowing - General Obligation Bonds/Notes	-	-	-	-	-	\$768,000	\$768,000
	-	-	-	-	-	\$768,000	\$768,000
[673]: Hood Street - Joseph Houska Drive to Bridge							
<i>Streets</i>							
Borrowing - General Obligation Bonds/Notes	-	-	-	-	-	\$702,000	\$702,000
	-	-	-	-	-	\$702,000	\$702,000
[667]: Redfield Street - 16th Street to East Avenue							
<i>Streets</i>							
Borrowing - General Obligation Bonds/Notes	-	-	-	-	-	\$407,000	\$407,000
	-	-	-	-	-	\$407,000	\$407,000
[230]: 7th St S - Wollan Pl to Cook St							
<i>Stormwater Utility; Streets</i>							
Borrowing - General Obligation Bonds/Notes	-	-	-	-	-	\$243,000	\$243,000
Operating - Storm Water Utility Funds	-	-	-	-	-	\$150,000	\$150,000
	-	-	-	-	-	\$393,000	\$393,000
[223]: East Ave - Weston St to Horton St							
<i>Engineering; Stormwater Utility; Streets</i>							
Borrowing - General Obligation Bonds/Notes	-	-	-	-	-	\$219,000	\$219,000
Borrowing - Revenue Bonds/Notes: Storm Water Utility	-	-	-	-	-	\$65,000	\$65,000
	-	-	-	-	-	\$284,000	\$284,000
[433]: Hagar Street - Liberty St. to Avon St.							
<i>Streets</i>							
Other - TIF Increment - 16	-	-	-	-	-	\$225,000	\$225,000
	-	-	-	-	-	\$225,000	\$225,000

Streetscaping & Lighting

2022 Total Funding
\$2,844,562
2022 New Borrowing
\$494,600
2022 City Funded
\$2,844,562



Funding Sources

Source	2022	2023	2024	2025	2026	Total
Borrowing	\$494,600	\$1,260,000	\$1,405,000	\$120,000	\$120,000	\$3,399,600
General Obligation Bonds/Notes	\$494,600	\$1,260,000	\$1,405,000	\$120,000	\$120,000	\$3,399,600
Operating Funds	\$50,000	-	-	-	-	\$50,000
Enterprise/Utility Funds	\$50,000	-	-	-	-	\$50,000
Other	\$1,799,962	-	-	-	-	\$1,799,962
Existing Borrowing Funds	\$1,799,962	-	-	-	-	\$1,799,962
Taxation	\$500,000	\$220,000	\$1,166,900	\$960,000	\$100,000	\$2,946,900
Special Assessments	\$100,000	\$100,000	\$100,000	\$100,000	\$100,000	\$500,000
TIF Increment	\$400,000	\$120,000	\$1,066,900	\$860,000	-	\$2,446,900
Total	\$2,844,562	\$1,480,000	\$2,571,900	\$1,080,000	\$220,000	\$8,196,462

Requests

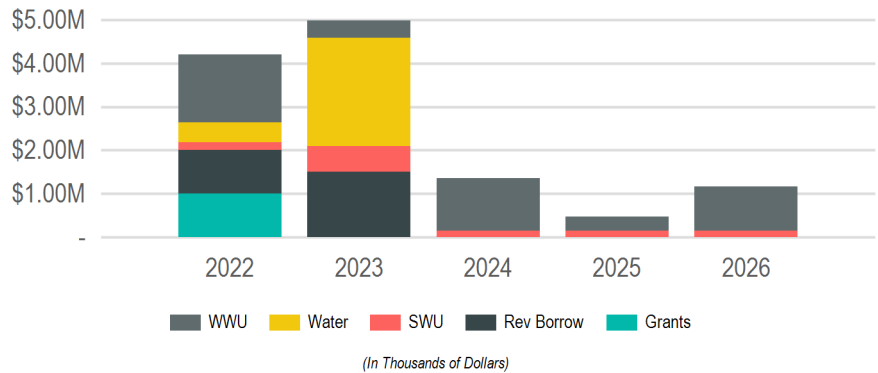
Funding Source	Past	2022	2023	2024	2025	2026	Total
[742]: Pedestrian Lighting - Onalaska Ave, from Gillette St to George St							
<i>Engineering</i>							
Other - Existing Bond Funds	-	\$1,350,000	-	-	-	-	\$1,350,000
	-	\$1,350,000	-	-	-	-	\$1,350,000
[627]: Pedestrian Lighting - Gillette St, from George St to Onalaska Ave							
<i>Engineering</i>							
Other - Existing Bond Funds	-	\$350,000	-	-	-	-	\$350,000
	-	\$350,000	-	-	-	-	\$350,000
[720]: King St. Greenway Extension (7th St to the Mississippi River)							
<i>Planning and Development</i>							
Other - TIF Increment - 11	-	\$250,000	-	-	-	-	\$250,000
	-	\$250,000	-	-	-	-	\$250,000
[729]: Gillette St - Caledonia St to George St (STP-Urban)							
<i>Engineering</i>							
Borrowing - General Obligation Bonds/Notes	-	\$200,000	-	-	-	-	\$200,000
	-	\$200,000	-	-	-	-	\$200,000
[736]: Downtown Neighborhood Association Cass Street Streetscaping Improvements							
<i>Planning and Development</i>							
Other - TIF Increment - 11	-	\$150,000	-	-	-	-	\$150,000
	-	\$150,000	-	-	-	-	\$150,000
[647]: Sidewalk Snow Removal - City Wide							
<i>Engineering; Fire</i>							
Other - Special Assessments	\$100,000	\$100,000	\$100,000	\$100,000	\$100,000	\$100,000	\$600,000
	\$100,000	\$100,000	\$100,000	\$100,000	\$100,000	\$100,000	\$600,000
[648]: Annual Sidewalk & ADA Ramp Replacement Program							
<i>Engineering; Streets</i>							
Borrowing - General Obligation Bonds/Notes	\$100,000	\$100,000	\$100,000	\$100,000	\$100,000	\$100,000	\$600,000
	\$100,000	\$100,000	\$100,000	\$100,000	\$100,000	\$100,000	\$600,000
[628]: Pedestrian lighting - Liberty St, from Clinton St to Sill St							
<i>Engineering</i>							
Other - Existing Bond Funds	-	\$99,962	-	-	-	-	\$99,962
	-	\$99,962	-	-	-	-	\$99,962

Requests

Funding Source	Past	2022	2023	2024	2025	2026	Total
[464]: Sidewalk infill north side of Cass St (2515 Cass to 2823 Cass St)							
<i>Planning and Development</i>							
Borrowing - General Obligation Bonds/Notes	-	\$61,600	-	-	-	-	\$61,600
	-	\$61,600	-	-	-	-	\$61,600
[721]: Northside School Traffic Calming (Safe Routes to School)							
<i>Planning and Development</i>							
Borrowing - General Obligation Bonds/Notes	-	\$60,000	-	-	-	-	\$60,000
	-	\$60,000	-	-	-	-	\$60,000
[704]: Fiesta Ct Median							
<i>Parks, Recreation and Forestry</i>							
Operating - Storm Water Utility Funds	-	\$50,000	-	-	-	-	\$50,000
	-	\$50,000	-	-	-	-	\$50,000
[726]: Market Street Bike Lanes West Ave. to Front St.							
<i>Planning and Development</i>							
Borrowing - General Obligation Bonds/Notes	-	\$28,000	-	-	-	-	\$28,000
	-	\$28,000	-	-	-	-	\$28,000
[705]: 4th & Adams Median							
<i>Parks, Recreation and Forestry</i>							
Borrowing - General Obligation Bonds/Notes	-	\$25,000	-	-	-	-	\$25,000
	-	\$25,000	-	-	-	-	\$25,000
[626]: LED Street Light Upgrades							
<i>Engineering</i>							
Borrowing - General Obligation Bonds/Notes	\$20,000	\$20,000	\$20,000	\$20,000	\$20,000	\$20,000	\$120,000
	\$20,000	\$20,000	\$20,000	\$20,000	\$20,000	\$20,000	\$120,000
[756]: Rose St Streetscape - Hagar St to Windsor St							
<i>Engineering; Streets</i>							
Borrowing - General Obligation Bonds/Notes	-	-	\$625,000	\$625,000	-	-	\$1,250,000
	-	-	\$625,000	\$625,000	-	-	\$1,250,000
[744]: Pedestrian Lighting - Main St, from 7th St to West Ave							
<i>Engineering</i>							
Borrowing - General Obligation Bonds/Notes	-	-	\$475,000	-	-	-	\$475,000
	-	-	\$475,000	-	-	-	\$475,000
[634]: Pearl Street Walkway Design and Construction							
<i>Planning and Development</i>							
Other - TIF Increment - 17	\$28,000	-	\$120,000	\$1,066,900	-	-	\$1,214,900
	\$28,000	-	\$120,000	\$1,066,900	-	-	\$1,214,900
[727]: Boulevard Tree Installation- La Crosse Street from Oakland to Losey Blvd N.							
<i>Planning and Development</i>							
Borrowing - General Obligation Bonds/Notes	-	-	\$40,000	-	-	-	\$40,000
	-	-	\$40,000	-	-	-	\$40,000
[745]: Pedestrian Lighting - State St, from 7th St to West Ave							
<i>Engineering</i>							
Borrowing - General Obligation Bonds/Notes	-	-	-	\$475,000	-	-	\$475,000
	-	-	-	\$475,000	-	-	\$475,000
[527]: New and infill sidewalk on Green Bay St from West Ave to 16th St							
<i>Engineering</i>							
Borrowing - General Obligation Bonds/Notes	-	-	-	\$125,000	-	-	\$125,000
	-	-	-	\$125,000	-	-	\$125,000
[625]: Hwy 53 Corridor Streetscaping Decorative Medallions							
<i>Planning and Development</i>							
Borrowing - General Obligation Bonds/Notes	-	-	-	\$60,000	-	-	\$60,000
	-	-	-	\$60,000	-	-	\$60,000
[271]: 8th St Pedestrian Lighting, Jackson St. to Cass St.							
<i>Planning and Development</i>							
Other - TIF Increment - 11	-	-	-	-	\$770,000	-	\$770,000
	-	-	-	-	\$770,000	-	\$770,000
[259]: Pedestrian Lighting, 7th St N - from La Crosse St to North Terminus							
<i>Engineering</i>							
Other - TIF Increment - 11	-	-	-	-	\$90,000	-	\$90,000
	-	-	-	-	\$90,000	-	\$90,000

Utilities

2022 Total Funding
\$4,204,245
2022 New Borrowing
\$1,000,000
2022 City Funded
\$3,204,245



Funding Sources

Source	2022	2023	2024	2025	2026	Total
Borrowing	\$1,000,000	\$1,500,000	-	-	-	\$2,500,000
Revenue Bonds/Notes	\$1,000,000	\$1,500,000	-	-	-	\$2,500,000
Grants & Other Intergovernmental	\$1,000,000	-	-	-	-	\$1,000,000
Federal	\$1,000,000	-	-	-	-	\$1,000,000
Operating Funds	\$2,204,245	\$3,490,000	\$1,355,000	\$470,000	\$1,160,000	\$8,679,245
Enterprise/Utility Funds	\$2,204,245	\$3,490,000	\$1,355,000	\$470,000	\$1,160,000	\$8,679,245
	\$4,204,245	\$4,990,000	\$1,355,000	\$470,000	\$1,160,000	\$12,179,245

Requests

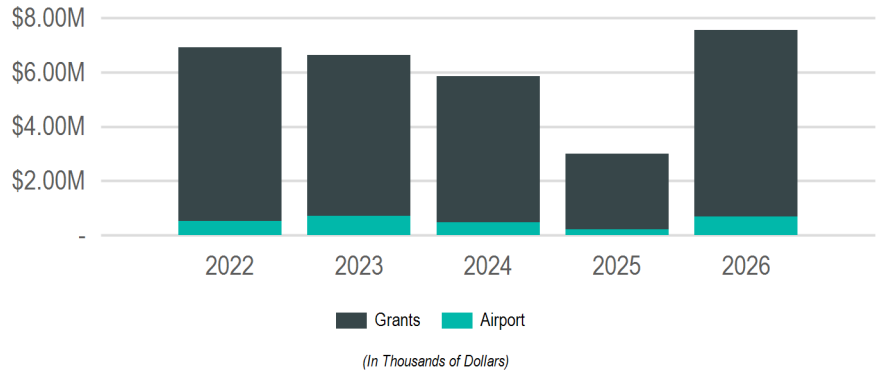
Funding Source	Past	2022	2023	2024	2025	2026	Total
[484]: Causeway Blvd Sanitary Lift Station Rehabilitation Project							
<i>Sanitary Sewer Utility</i>							
Borrowing - Revenue Bonds/Notes: Sanitary Sewer Utility	-	\$1,000,000	-	-	-	-	\$1,000,000
Grants - Federal	-	\$1,000,000	-	-	-	-	\$1,000,000
Operating - Sanitary Sewer Utility Funds	\$64,000	-	-	-	-	-	\$64,000
Other - TIF Increment - 17	\$64,000	-	-	-	-	-	\$64,000
	\$128,000	\$2,000,000	-	-	-	-	\$2,128,000
[610]: Replace Breezy Point Sanitary Lift Station							
<i>Sanitary Sewer Utility</i>							
Operating - Sanitary Sewer Utility Funds	-	\$500,000	-	-	-	-	\$500,000
	-	\$500,000	-	-	-	-	\$500,000
[446]: Sanitary lift station Supervisory Control And Data Acquisition (SCADA) upgrade							
<i>Sanitary Sewer Utility</i>							
Operating - Sanitary Sewer Utility Funds	\$185,000	\$414,245	-	-	-	-	\$599,245
	\$185,000	\$414,245	-	-	-	-	\$599,245
[227]: Sanitary Sewer Repair and Rehab Projects							
<i>Sanitary Sewer Utility</i>							
Operating - Sanitary Sewer Utility Funds	\$350,000	\$350,000	-	\$500,000	-	\$500,000	\$1,700,000
	\$350,000	\$350,000	-	\$500,000	-	\$500,000	\$1,700,000
[500]: Myrick Pump Station Improvements							
<i>Water Utility</i>							
Operating - Water Utility Funds	\$250,000	\$250,000	\$2,500,000	-	-	-	\$3,000,000
	\$250,000	\$250,000	\$2,500,000	-	-	-	\$3,000,000
[206]: Pump Replacement Hagar Sanitary Lift Station							
<i>Sanitary Sewer Utility</i>							
Operating - Sanitary Sewer Utility Funds	-	\$200,000	-	-	-	-	\$200,000
Operating - WWU Equip. Replacement Funds	\$100,000	-	-	-	-	-	\$100,000
	\$100,000	\$200,000	-	-	-	-	\$300,000
[492]: Well House Furnace Replacements							
<i>Water Utility</i>							
Operating - Water Utility Funds	\$40,000	\$175,000	-	-	-	-	\$215,000
	\$40,000	\$175,000	-	-	-	-	\$215,000
[578]: Storm Water Utility Casting and Catch Basin Replacement Funds							
<i>Stormwater Utility</i>							
Operating - Storm Water Utility Funds	\$100,000	\$100,000	\$100,000	\$100,000	\$100,000	\$100,000	\$600,000
	\$100,000	\$100,000	\$100,000	\$100,000	\$100,000	\$100,000	\$600,000

Requests

Funding Source	Past	2022	2023	2024	2025	2026	Total
[579]: Sanitary Sewer Utility Casting and Manhole Replacement Funds							
<i>Sanitary Sewer Utility</i>							
Operating - Sanitary Sewer Utility Funds	\$100,000	\$100,000	\$100,000	\$100,000	\$100,000	\$100,000	\$600,000
	\$100,000	\$100,000	\$100,000	\$100,000	\$100,000	\$100,000	\$600,000
[184]: Street Best Management Practice (BMP)							
<i>Engineering; Stormwater Utility</i>							
Operating - Storm Water Utility Funds	\$150,000	\$50,000	\$50,000	\$50,000	\$50,000	\$50,000	\$400,000
	\$150,000	\$50,000	\$50,000	\$50,000	\$50,000	\$50,000	\$400,000
[719]: Fiber for Well 15 connection							
<i>Water Utility</i>							
Operating - Water Utility Funds	-	\$35,000	-	-	-	-	\$35,000
	-	\$35,000	-	-	-	-	\$35,000
[445]: Storm lift station Supervisory Control And Data Acquisition (SCADA) upgrades							
<i>Stormwater Utility</i>							
Operating - Storm Water Utility Funds	\$25,500	\$30,000	-	-	-	-	\$55,500
	\$25,500	\$30,000	-	-	-	-	\$55,500
[631]: Storm Sewer Outfall from Losey Blvd and La Crosse St							
<i>Stormwater Utility</i>							
Borrowing - Revenue Bonds/Notes: Storm Water Utility	-	-	\$1,500,000	-	-	-	\$1,500,000
	-	-	\$1,500,000	-	-	-	\$1,500,000
[683]: Green Meadows Storm Station Controls Upgrade							
<i>Stormwater Utility</i>							
Operating - Storm Water Utility Funds	-	-	\$440,000	-	-	-	\$440,000
	-	-	\$440,000	-	-	-	\$440,000
[611]: Rehabilitation of the Green Island Sanitary Lift Station							
<i>Sanitary Sewer Utility</i>							
Operating - Sanitary Sewer Utility Funds	-	-	\$300,000	-	-	-	\$300,000
	-	-	\$300,000	-	-	-	\$300,000
[669]: Aeration Tank Safety Railing Replacement							
<i>Sanitary Sewer Utility</i>							
Operating - Sanitary Sewer Utility Funds	-	-	-	\$385,000	-	-	\$385,000
	-	-	-	\$385,000	-	-	\$385,000
[684]: Bluff Slough Sanitary Station Controls Upgrade							
<i>Sanitary Sewer Utility</i>							
Operating - Sanitary Sewer Utility Funds	-	-	-	\$220,000	-	-	\$220,000
	-	-	-	\$220,000	-	-	\$220,000
[689]: Parkview Sanitary Station Controls Upgrade							
<i>Sanitary Sewer Utility</i>							
Operating - Sanitary Sewer Utility Funds	-	-	-	-	\$220,000	-	\$220,000
	-	-	-	-	\$220,000	-	\$220,000
[690]: Valleybrook Sanitary Station Rehabilitation							
<i>Sanitary Sewer Utility</i>							
Operating - Sanitary Sewer Utility Funds	-	-	-	-	-	\$300,000	\$300,000
	-	-	-	-	-	\$300,000	\$300,000
[708]: Disinfection Building Roof Replacement							
<i>Sanitary Sewer Utility</i>							
Operating - Sanitary Sewer Utility Funds	-	-	-	-	-	\$110,000	\$110,000
	-	-	-	-	-	\$110,000	\$110,000

Airport

2022 Total Funding
\$6,923,997
2022 New Borrowing
2022 City Funded
\$520,075



Funding Sources

Source	2022	2023	2024	2025	2026	Total
Grants & Other Intergovernmental	\$6,403,922	\$5,921,000	\$5,382,500	\$2,780,050	\$6,862,500	\$27,349,972
Federal	\$5,824,350	\$3,942,000	\$4,702,500	\$2,587,500	\$5,175,000	\$22,231,350
State	\$579,572	\$1,979,000	\$680,000	\$192,550	\$1,687,500	\$5,118,622
Operating Funds	\$520,075	\$711,500	\$472,500	\$210,950	\$695,000	\$2,610,025
Enterprise/Utility Funds	\$520,075	\$711,500	\$472,500	\$210,950	\$695,000	\$2,610,025
	\$6,923,997	\$6,632,500	\$5,855,000	\$2,991,000	\$7,557,500	\$29,959,997

Requests

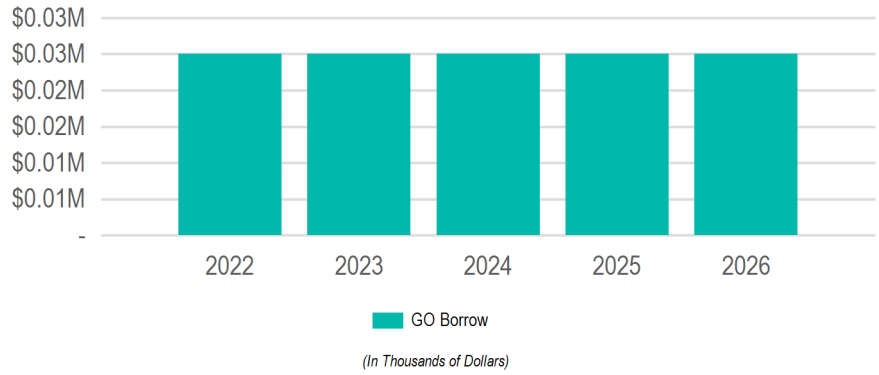
Funding Source	Past	2022	2023	2024	2025	2026	Total
[85]: Rehabilitate Runway 13/31 - Construction							
<i>Airport</i>							
Grants - Federal	-	\$4,995,000	-	-	-	-	\$4,995,000
Grants - State	-	\$277,500	-	-	-	-	\$277,500
Operating - Passenger Facility Charges	-	\$277,500	-	-	-	-	\$277,500
	-	\$5,550,000	-	-	-	-	\$5,550,000
[83]: Avigation Easements and Remove Obstructions							
<i>Airport</i>							
Grants - Federal	-	\$477,000	-	-	-	-	\$477,000
Grants - State	-	\$26,500	-	-	-	-	\$26,500
Operating - Passenger Facility Charges	-	\$26,500	-	-	-	-	\$26,500
	-	\$530,000	-	-	-	-	\$530,000
[86]: Install Fanta Reed Road Lighting							
<i>Airport</i>							
Grants - State	-	\$256,000	-	-	-	-	\$256,000
Operating - Airport Operating Funds	-	\$64,000	-	-	-	-	\$64,000
	-	\$320,000	-	-	-	-	\$320,000
[84]: Rehabilitation Taxiway B							
<i>Airport</i>							
Grants - Federal	-	\$257,850	\$2,385,000	-	-	-	\$2,642,850
Grants - State	-	\$14,322	\$132,500	-	-	-	\$146,822
Operating - Passenger Facility Charges	-	\$14,325	\$132,500	-	-	-	\$146,825
	-	\$286,497	\$2,650,000	-	-	-	\$2,936,497
[613]: Runway 18 Precision Approach Path Indicators (PAPI)							
<i>Airport</i>							
Grants - Federal	-	\$94,500	-	-	-	-	\$94,500
Grants - State	-	\$5,250	-	-	-	-	\$5,250
Operating - Passenger Facility Charges	-	\$5,250	-	-	-	-	\$5,250
	-	\$105,000	-	-	-	-	\$105,000
[409]: Terminal Carpet Replacement							
<i>Airport</i>							
Operating - Airport Operating Funds	-	\$80,000	-	-	-	-	\$80,000
	-	\$80,000	-	-	-	-	\$80,000
[408]: Terminal Facility Upgrades and Rehabilitation							
<i>Airport</i>							
Operating - Airport Operating Funds	\$100,000	\$52,500	\$52,500	\$55,000	\$55,000	\$57,500	\$372,500
	\$100,000	\$52,500	\$52,500	\$55,000	\$55,000	\$57,500	\$372,500

Requests

Funding Source	Past	2022	2023	2024	2025	2026	Total
[615]: Construct Connector Taxiway							
<i>Airport</i>							
Grants - Federal	-	-	\$1,080,000	-	-	-	\$1,080,000
Grants - State	-	-	\$60,000	-	-	-	\$60,000
Operating - Passenger Facility Charges	-	-	\$60,000	-	-	-	\$60,000
	-	-	\$1,200,000	-	-	-	\$1,200,000
[616]: Terminal Outbound Baggage Expansion							
<i>Airport</i>							
Grants - State	-	-	\$880,000	-	-	-	\$880,000
Operating - Passenger Facility Charges	-	-	\$220,000	-	-	-	\$220,000
	-	-	\$1,100,000	-	-	-	\$1,100,000
[88]: Reconstruct South Terminal Parking Lot							
<i>Airport</i>							
Grants - State	-	-	\$880,000	-	-	-	\$880,000
Operating - Airport Operating Funds	-	-	\$220,000	-	-	-	\$220,000
	-	-	\$1,100,000	-	-	-	\$1,100,000
[617]: Taxiway A Relocation							
<i>Airport</i>							
Grants - Federal	-	-	\$477,000	\$4,702,500	-	-	\$5,179,500
Grants - State	-	-	\$26,500	-	-	-	\$26,500
Operating - Airport Operating Funds	-	-	\$26,500	\$247,500	-	-	\$274,000
	-	-	\$530,000	\$4,950,000	-	-	\$5,480,000
[412]: Rehabilitate Aircraft Rescue and Fire Fighting (ARFF) Facility							
<i>Airport</i>							
Grants - State	-	-	-	\$680,000	-	-	\$680,000
Operating - Passenger Facility Charges	-	-	-	\$170,000	-	-	\$170,000
	-	-	-	\$850,000	-	-	\$850,000
[621]: Snow Removal Equipment Building Rehabilitation/Expansion							
<i>Airport</i>							
Grants - Federal	-	-	-	-	\$2,205,000	-	\$2,205,000
Grants - State	-	-	-	-	\$122,500	-	\$122,500
Operating - Passenger Facility Charges	-	-	-	-	\$122,500	-	\$122,500
	-	-	-	-	\$2,450,000	-	\$2,450,000
[620]: Taxiway C North Pavement Repairs and Joint Sealing							
<i>Airport</i>							
Grants - Federal	-	-	-	-	\$382,500	-	\$382,500
Grants - State	-	-	-	-	\$21,250	-	\$21,250
Operating - Passenger Facility Charges	-	-	-	-	\$21,250	-	\$21,250
	-	-	-	-	\$425,000	-	\$425,000
[619]: Prepare Development Site							
<i>Airport</i>							
Grants - State	-	-	-	-	\$48,800	-	\$48,800
Operating - Airport Operating Funds	-	-	-	-	\$12,200	-	\$12,200
	-	-	-	-	\$61,000	-	\$61,000
[711]: South GA Apron Reconstruction, Phase 1							
<i>Airport</i>							
Grants - Federal	-	-	-	-	-	\$5,175,000	\$5,175,000
Grants - State	-	-	-	-	-	\$287,500	\$287,500
Operating - Airport Operating Funds	-	-	-	-	-	\$287,500	\$287,500
	-	-	-	-	-	\$5,750,000	\$5,750,000
[712]: Airfield Drainage Improvements, Phase 2							
<i>Airport</i>							
Grants - State	-	-	-	-	-	\$1,400,000	\$1,400,000
Operating - Passenger Facility Charges	-	-	-	-	-	\$350,000	\$350,000
	-	-	-	-	-	\$1,750,000	\$1,750,000

Bridges

2022 Total Funding
\$25,000
2022 New Borrowing
\$25,000
2022 City Funded
\$25,000



Funding Sources

Source	2022	2023	2024	2025	2026	Total
Borrowing	\$25,000	\$25,000	\$25,000	\$25,000	\$25,000	\$125,000
General Obligation Bonds/Notes	\$25,000	\$25,000	\$25,000	\$25,000	\$25,000	\$125,000
	\$25,000	\$25,000	\$25,000	\$25,000	\$25,000	\$125,000

Requests

Funding Source	Past	2022	2023	2024	2025	2026	Total
[528]: Bridge Maintenance & Inspections							
<i>Engineering</i>							
Borrowing - General Obligation Bonds/Notes	\$475,000	\$25,000	\$25,000	\$25,000	\$25,000	\$25,000	\$600,000
	\$475,000	\$25,000	\$25,000	\$25,000	\$25,000	\$25,000	\$600,000

New Borrowing Requests

Request	2022	2023	2024	2025	2026	Total
Borrowing - General Obligation Bonds/Notes						
752: Northside Fire Station #4 and Admin Offices	\$3,800,000	\$3,500,000	-	-	-	\$7,300,000
211: South Ave - Green Bay St to Ward Ave	\$2,844,000	-	-	-	-	\$2,844,000
753: Police Department Remodel	\$1,300,000	\$200,000	-	-	-	\$1,500,000
E262: Urban Search And Rescue Response & Mobile Incident Command Post Vehicle	\$875,000	-	-	-	-	\$875,000
E105: Networking/Backbone Upgrades	\$557,000	\$169,000	\$474,000	\$660,000	\$500,000	\$2,360,000
116: La Crosse St - from West Ave through Losey Blvd int.	\$500,000	-	-	-	-	\$500,000
508: Riverside Park - Fish Hatchery Building	\$500,000	-	-	-	-	\$500,000
569: Traffic Preemption System - Total Replacement of Existing System	\$495,000	\$495,000	-	-	-	\$990,000
440: Carroll Park Improvements	\$450,000	-	-	-	-	\$450,000
E183: Hybrid Buses (3)	\$411,900	-	-	-	-	\$411,900
754: Cliffside Drive - Robinsdale Ave to Valley View Pl	\$400,000	-	-	-	-	\$400,000
592: Farnam St - 10th St S to West Ave	\$302,000	-	-	-	-	\$302,000
177: Hayes St - Kane St to Liberty St	\$277,000	-	-	-	-	\$277,000
E89: Wheel Loader	\$265,000	-	-	-	-	\$265,000
23: Myrick Park Playground	\$250,000	\$500,000	-	-	-	\$750,000
552: Riverside Park Bathrooms	\$250,000	-	-	-	-	\$250,000
717: Boiler System Replacement - Fire Station 1	\$250,000	-	-	-	-	\$250,000
178: Liberty St - Hayes St to Moore St	\$241,000	-	-	-	-	\$241,000
665: Denton Street - East Avenue to 19th Street	\$231,000	-	-	-	-	\$231,000
268: Citywide Traffic Implementation: Interconnect & Synchronization	\$200,000	\$300,000	\$400,000	-	-	\$900,000
284: Green Bay St - from East Ave to 22nd St (STP-Urban)	\$200,000	-	-	-	-	\$200,000
441: Trails / Bluffland	\$200,000	\$200,000	\$200,000	\$200,000	\$200,000	\$1,000,000
443: Weigent Park Shelter	\$200,000	-	-	-	-	\$200,000
729: Gillette St - Caledonia St to George St (STP-Urban)	\$200,000	-	-	-	-	\$200,000
731: Comprehensive Plan Update	\$200,000	-	-	-	-	\$200,000
E275: P25 Radio System/NICE Logger/SUS/RSUS Service	\$192,696	\$196,169	\$199,747	\$203,433	-	\$792,045
E91: Quad Axle Dump Truck	\$190,000	-	-	\$220,000	-	\$410,000
E88: Aerial Platform Truck (Heavy)	\$187,000	-	-	-	-	\$187,000
755: Hyde Ave - 20th St to 21st St	\$173,000	-	-	-	-	\$173,000
E87: Single Axle Dump Truck w/Plow (Mail Box Cut)	\$166,000	\$166,000	-	-	\$171,000	\$503,000
730: 2022 Highway Safety Improvement Program Construction	\$150,000	-	-	-	-	\$150,000
E97: Training Site - Equipment Improvements and Live Burn Engineering Requirements	\$150,000	-	-	-	-	\$150,000
551: Marsh Hydrological Study & Implementation	\$100,000	\$100,000	\$100,000	\$100,000	\$100,000	\$500,000
561: City Hall Plumbing Repairs/Bathroom Remodel	\$100,000	\$100,000	\$100,000	\$100,000	\$100,000	\$500,000
624: Flood Levee Rehabilitation	\$100,000	\$500,000	\$1,000,000	\$1,200,000	\$1,200,000	\$4,000,000
648: Annual Sidewalk & ADA Ramp Replacement Program	\$100,000	\$100,000	\$100,000	\$100,000	\$100,000	\$500,000
E109: Special Operations Teams and Urban Search and Rescue Response Equipment	\$80,000	\$80,000	\$80,000	\$80,000	\$80,000	\$400,000
E287: TrafficJet Sign Maker and related equipment	\$80,000	-	-	-	-	\$80,000
467: Main Branch Library Main Hall Remodel	\$75,000	-	\$175,000	-	-	\$250,000
722: Police Evidence Building Garage Floor Replacement	\$75,000	-	-	-	-	\$75,000
565: Fiber, Wireless and other Telecommunications Infrastructure	\$70,000	\$70,000	\$70,000	\$70,000	\$70,000	\$350,000
757: Quarry Road Paving - End of Milson Court	\$70,000	-	-	-	-	\$70,000
728: WIS 35 - La Crosse Co Line to Garner Pl	\$65,000	-	-	-	-	\$65,000
464: Sidewalk infill north side of Cass St (2515 Cass to 2823 Cass St)	\$61,600	-	-	-	-	\$61,600
721: Northside School Traffic Calming (Safe Routes to School)	\$60,000	-	-	-	-	\$60,000
733: La Crosse County Historical Society Museum Planning Studies	\$60,000	-	-	-	-	\$60,000
E291: Suspension Upgrades & Vehicle Repairs - 2 response vehicles	\$60,000	-	-	-	-	\$60,000
542: City Hall Networking Cable Replacement	\$50,000	\$50,000	-	-	-	\$100,000
E298: Furniture, Fixtures and Equipment Replacement	\$50,000	-	\$50,000	\$50,000	\$50,000	\$200,000
E227: Toro Greenmaster	\$40,000	-	-	-	-	\$40,000
E235: 10' Lawn Mower	\$40,000	-	-	-	-	\$40,000
416: City Hall 5th Floor Remodel	\$30,000	\$400,000	-	-	-	\$430,000
548: Copeland Park Shelters	\$30,000	\$300,000	\$300,000	\$300,000	-	\$930,000
E125: Pumping Apparatus Appliances and Equipment	\$30,000	-	-	-	-	\$30,000
E196: Thermal Imaging Cameras	\$30,000	\$40,000	-	\$20,000	-	\$90,000
E267: 6' Lawn Mower	\$30,000	-	-	-	-	\$30,000
726: Market Street Bike Lanes West Ave. to Front St.	\$28,000	-	-	-	-	\$28,000
528: Bridge Maintenance & Inspections	\$25,000	\$25,000	\$25,000	\$25,000	\$25,000	\$125,000
705: 4th & Adams Median	\$25,000	-	-	-	-	\$25,000
734: National Register of Historic Places Nominations	\$25,000	-	-	-	-	\$25,000
489: Bluffview Park Accessory Items	\$23,000	-	-	-	-	\$23,000
E96: Advanced Life Support/Basic Life Support Emergency Medical Services Equipment	\$22,000	\$22,000	\$22,000	\$22,000	\$22,000	\$110,000
626: LED Street Light Upgrades	\$20,000	\$20,000	\$20,000	\$20,000	\$20,000	\$100,000
E51: Bullet Resistant Vests	\$20,000	\$20,000	\$20,000	\$20,000	\$20,000	\$100,000

Supplemental Information - New Borrowing Requests

Request	2022	2023	2024	2025	2026	Total
E140: Heavy Duty Trailer	\$15,000	-	-	-	-	\$15,000
E297: Compactor Box	\$10,000	-	-	-	\$10,500	\$20,500
160: 17th Pl S - Main St to Cass St	-	\$1,283,000	-	-	-	\$1,283,000
53: Cliffwood Lane - 28th St. to Seiler Ln.	-	\$1,067,000	-	-	-	\$1,067,000
E263: Hazardous Materials Team Response Vehicle	-	\$850,000	-	-	-	\$850,000
421: Livingston Street - Liberty St. to George St.	-	\$645,000	-	-	-	\$645,000
756: Rose St Streetscape - Hagar St to Windsor St	-	\$625,000	\$625,000	-	-	\$1,250,000
E188: Electric Buses (2)	-	\$510,000	-	-	-	\$510,000
744: Pedestrian Lighting - Main St, from 7th St to West Ave	-	\$475,000	-	-	-	\$475,000
137: Vine Street - Front St. to 2nd St.	-	\$401,200	-	-	-	\$401,200
232: 20th Street South - Mormon Coulee Rd. to Dead End South	-	\$357,000	-	-	-	\$357,000
213: Birch Street - 29th St. to Dead End East	-	\$354,000	-	-	-	\$354,000
E281: Chairs for South Hall and South Hall Ballroom	-	\$330,000	-	-	-	\$330,000
E92: Motor Grader	-	\$325,000	\$290,000	-	-	\$615,000
58: George Street - Wittenberg Pl. to Onalaska Ave.	-	\$324,000	-	-	-	\$324,000
550: Forest Hills Irrigation System	-	\$300,000	\$300,000	\$300,000	\$300,000	\$1,200,000
649: Bliss Road Slope Stabilization	-	\$300,000	-	-	-	\$300,000
E83: Pelican Street Sweeper	-	\$295,000	-	-	-	\$295,000
134: Saint James Street - Copeland Ave. to Caledonia St.	-	\$287,000	-	-	-	\$287,000
212: State St - 16th St to 17th St	-	\$240,000	-	-	-	\$240,000
E61: City Technology Upgrades	-	\$220,000	\$242,000	\$200,000	\$200,000	\$862,000
428: 21st Street South - Jackson St. to Johnson St.	-	\$210,000	-	-	-	\$210,000
170: 21st St S - Market St to Winnebago St	-	\$207,000	-	-	-	\$207,000
563: City Hall Windows, Air Seal Replacements	-	\$200,000	\$200,000	\$200,000	\$200,000	\$800,000
426: 13th Place - Travis St. to Barlow St.	-	\$189,000	-	-	-	\$189,000
46: 20th Street South - Park Ave. to Denton St.	-	\$189,000	-	-	-	\$189,000
664: Barlow St. - 13th Place to 13th Street	-	\$189,000	-	-	-	\$189,000
E233: Log Truck	-	\$180,000	-	-	-	\$180,000
470: Green Bay St - from South Ave to 9th St; South Ave Green bay to North end of 2022 WDOT Project	-	\$150,000	-	-	-	\$150,000
168: Pammel Creek Repairs	-	\$100,000	-	-	-	\$100,000
549: Riverside Electric Site Plan	-	\$100,000	-	-	-	\$100,000
556: Crowley Park	-	\$100,000	-	-	-	\$100,000
558: Seminary Park	-	\$100,000	-	-	-	\$100,000
738: Parklet Grant Program	-	\$100,000	-	-	-	\$100,000
E119: Cardiac Monitors and Associated Equipment	-	\$55,000	-	\$65,000	-	\$120,000
725: Utility line to La Crosse Municipal Harbor	-	\$40,000	-	-	-	\$40,000
727: Boulevard Tree Installation- La Crosse Street from Oakland to Losey Blvd N.	-	\$40,000	-	-	-	\$40,000
E101: Domain Awareness and Building Security Enhancements	-	\$30,000	\$30,000	\$30,000	\$30,000	\$120,000
E290: Kitchen Fire Safety Education Trailer	-	\$30,000	-	-	-	\$30,000
623: Hear, Here Project- Downtown & North La Crosse	-	\$20,500	-	\$20,500	-	\$41,000
E234: Buffalo Turbine Blower	-	\$16,000	-	-	-	\$16,000
E283: Cement Benches in front of facility for public use	-	\$14,000	-	-	-	\$14,000
E53: Yard Waste Compactor	-	\$13,500	-	\$15,000	-	\$28,500
656: Public Market	-	-	\$1,000,000	\$1,500,000	-	\$2,500,000
593: Redfield Street - 21st Street South to Losey Boulevard	-	-	\$937,000	-	-	\$937,000
466: South Community Library Remodel	-	-	\$750,000	-	-	\$750,000
643: Roof Replacement for South Hall A and Lobby	-	-	\$700,000	-	-	\$700,000
E194: Fire Engine	-	-	\$700,000	-	-	\$700,000
49: 28th Street South - Main St. to Cass St.	-	-	\$578,000	-	-	\$578,000
220: 20th St S - Hyde Ave to Weston St	-	-	\$564,000	-	-	\$564,000
162: 17th Street South - Chase St. to South Ave.	-	-	\$558,000	-	-	\$558,000
424: Sunset Drive - Green Bay St. to State Rd.	-	-	\$555,000	-	-	\$555,000
47: 22nd Street South - Hyde Ave. to Weston St.	-	-	\$546,000	-	-	\$546,000
745: Pedestrian Lighting - State St, from 7th St to West Ave	-	-	\$475,000	-	-	\$475,000
159: 16th St N - Vine St to Main St	-	-	\$459,000	-	-	\$459,000
562: City Hall Air Handler Replacement	-	-	\$450,000	\$450,000	-	\$900,000
580: Fire Station #3 - Remodel/Refurbish Existing Station #3; Add new City EOC, Community Room Space	-	-	\$450,000	\$2,000,000	\$1,400,000	\$3,850,000
228: Travis Street - East Ave. to 20th St. S	-	-	\$390,000	-	-	\$390,000
429: 23rd Street South - Hyde Ave. to Barlow St.	-	-	\$384,000	-	-	\$384,000
169: 21st St N - Campbell Rd to State St	-	-	\$376,000	-	-	\$376,000
666: Jansen Place - State Highway 16 to County Highway PH	-	-	\$375,000	-	-	\$375,000
598: Green Bay St - 22nd St S to Losey Blvd	-	-	\$351,000	-	-	\$351,000
554: Northside Community Pool	-	-	\$350,000	\$200,000	-	\$550,000
138: Zion Road - Garner Pl. to Dead End North	-	-	\$322,000	-	-	\$322,000
57: Garner Place - Zion Rd to Dead End South	-	-	\$288,000	-	-	\$288,000
560: Hass Park	-	-	\$200,000	-	-	\$200,000
434: Hass Street - 26th St. to 27th St.	-	-	\$189,000	-	-	\$189,000
222: 21st Pl S - Townsend St to Bennett St	-	-	\$186,000	-	-	\$186,000
233: Cook Street - 7th St. S to Steele St.	-	-	\$171,000	-	-	\$171,000

Supplemental Information - New Borrowing Requests

Request	2022	2023	2024	2025	2026	Total
527: New and infill sidewalk on Green Bay St from West Ave to 16th St	-	-	\$125,000	-	-	\$125,000
700: Chad Erickson Lagoon Trail Stabilization	-	-	\$75,000	-	-	\$75,000
E237: Wood Chipper	-	-	\$75,000	-	-	\$75,000
625: Hwy 53 Corridor Streetscaping Decorative Medallions	-	-	\$60,000	-	-	\$60,000
E49: Leaf Vacuum Collector	-	-	\$60,000	\$60,000	-	\$120,000
642: Sound System for South Hall B, Ballroom, Foyer and Boardrooms	-	-	\$45,000	-	-	\$45,000
E241: Stump Grinder	-	-	\$40,000	-	-	\$40,000
E193: Structural Firefighting Helmets	-	-	\$38,000	-	-	\$38,000
E239: John Deere Turf Gator	-	-	\$32,000	-	-	\$32,000
735: Lost La Crosse- Historic Signage Project	-	-	\$30,000	-	-	\$30,000
E223: 10' Stainless Steel Spreader w/tanks/controls	-	-	\$25,000	-	-	\$25,000
594: 6th Street South - State Street to Cass Street	-	-	-	\$1,663,500	-	\$1,663,500
64: Lauderdale Place - George St. to Lauderdale Ct.	-	-	-	\$1,188,000	-	\$1,188,000
431: 31st Street South - State Rd. to East Fairchild St.	-	-	-	\$888,000	-	\$888,000
670: 10th Street North - Pine Street to Main Street	-	-	-	\$765,000	-	\$765,000
567: Municipal Boat Harbor Parking Facility	-	-	-	\$750,000	-	\$750,000
435: 15th Street - Cass St. to Ferry St.	-	-	-	\$662,000	-	\$662,000
234: Sims Place - Western Terminus to South Ave	-	-	-	\$630,000	-	\$630,000
600: Green Bay St - Losey Blvd to BNSF RR	-	-	-	\$546,000	-	\$546,000
546: East Copeland Parking Lot	-	-	-	\$400,000	-	\$400,000
544: Forest Hills Tennis Courts	-	-	-	\$300,000	-	\$300,000
672: Ray Place - Strong Avenue to Dead End East	-	-	-	\$249,000	-	\$249,000
E86: Tandem Axle Dump Truck w/belly plow	-	-	-	\$203,000	-	\$203,000
553: Erickson Pool	-	-	-	\$200,000	-	\$200,000
E266: Aerial Lift Truck	-	-	-	\$195,000	-	\$195,000
427: 13th Place - Horton St. to South Ave.	-	-	-	\$186,000	-	\$186,000
E248: Ballroom Carpeting	-	-	-	\$175,000	-	\$175,000
564: City Hall Parking Lot	-	-	-	\$125,000	-	\$125,000
557: Merry Meadows Park	-	-	-	\$100,000	-	\$100,000
559: Glendale Park	-	-	-	\$100,000	-	\$100,000
543: North Community Library Boiler Replacement	-	-	-	\$75,000	-	\$75,000
182: Monitor St - Rose St to Lang Dr	-	-	-	-	\$1,361,000	\$1,361,000
601: Green Bay St - South Ave to 14th St S	-	-	-	-	\$1,336,000	\$1,336,000
432: Elm Drive - Easter Rd. to Valleyview Pl.	-	-	-	-	\$1,230,000	\$1,230,000
602: Green Bay St - 14th St S to East Ave	-	-	-	-	\$1,000,000	\$1,000,000
597: Farnam St - 16th St S to 20th St S	-	-	-	-	\$920,000	\$920,000
229: Weston Street - East Ave. to 21st Pl. S	-	-	-	-	\$907,000	\$907,000
596: Cunningham Street - Larson Street to Dead End East	-	-	-	-	\$774,000	\$774,000
671: Liberty Street - Sill Street to Clinton Street	-	-	-	-	\$768,000	\$768,000
423: Saint Andrew Street - Wood St. to Dead End East	-	-	-	-	\$710,000	\$710,000
673: Hood Street - Joseph Houska Drive to Bridge	-	-	-	-	\$702,000	\$702,000
547: West Copeland Parking Lot	-	-	-	-	\$600,000	\$600,000
595: 16th St S - Johnson St to Farnam St	-	-	-	-	\$596,000	\$596,000
667: Redfield Street - 16th Street to East Avenue	-	-	-	-	\$407,000	\$407,000
540: Restroom remodeling in South Facility	-	-	-	-	\$360,000	\$360,000
439: Copeland Park Walk of Fame/Sidewalks	-	-	-	-	\$350,000	\$350,000
E278: Truck Vacuum Street Sweeper	-	-	-	-	\$310,000	\$310,000
706: Municipal Harbor Transient Dock	-	-	-	-	\$250,000	\$250,000
230: 7th St S - Wollan Pl to Cook St	-	-	-	-	\$243,000	\$243,000
223: East Ave - Weston St to Horton St	-	-	-	-	\$219,000	\$219,000
709: Outside Doors in South Hall and Production	-	-	-	-	\$110,000	\$110,000
716: Coulee Park	-	-	-	-	\$100,000	\$100,000
702: Green Island Tennis Facility	-	-	-	-	\$70,000	\$70,000
663: City Hall Stairwell Refurbishments	-	-	-	-	\$50,000	\$50,000
E279: Toro Workman Dedicated Sprayer	-	-	-	-	\$34,000	\$34,000
701: South Side Neighborhood Center Roof	-	-	-	-	\$30,000	\$30,000
E277: Sport Bleachers	-	-	-	-	\$25,000	\$25,000
	\$18,307,196	\$19,014,369	\$17,931,747	\$17,831,433	\$18,260,500	\$91,345,245

Borrowing - Loan: State Trust Fund

659: Code Compliance Loan Program	-	\$65,000	-	-	-	\$65,000
	-	\$65,000	-	-	-	\$65,000

Borrowing - Revenue Bonds/Notes: Sanitary Sewer Utility

484: Causeway Blvd Sanitary Lift Station Rehabilitation Project	\$1,000,000	-	-	-	-	\$1,000,000
116: La Crosse St - from West Ave through Losey Blvd int.	\$400,000	-	-	-	-	\$400,000
211: South Ave - Green Bay St to Ward Ave	\$200,000	-	-	-	-	\$200,000
284: Green Bay St - from East Ave to 22nd St (STP-Urban)	\$168,000	-	-	-	-	\$168,000

Supplemental Information - New Borrowing Requests

Request	2022	2023	2024	2025	2026	Total
170: 21st St S - Market St to Winnebago St	-	\$60,000	-	-	-	\$60,000
	\$1,768,000	\$60,000	-	-	-	\$1,828,000

Borrowing - Revenue Bonds/Notes: Storm Water Utility

116: La Crosse St - from West Ave through Losey Blvd int.	\$638,000	-	-	-	-	\$638,000
284: Green Bay St - from East Ave to 22nd St (STP-Urban)	\$382,000	-	-	-	-	\$382,000
631: Storm Sewer Outfall from Losey Blvd and La Crosse St	-	\$1,500,000	-	-	-	\$1,500,000
212: State St - 16th St to 17th St	-	\$80,000	-	-	-	\$80,000
58: George Street - Wittenberg Pl. to Onalaska Ave.	-	\$80,000	-	-	-	\$80,000
159: 16th St N - Vine St to Main St	-	-	\$200,000	-	-	\$200,000
220: 20th St S - Hyde Ave to Weston St	-	-	\$190,000	-	-	\$190,000
598: Green Bay St - 22nd St S to Losey Blvd	-	-	\$170,000	-	-	\$170,000
222: 21st Pl S - Townsend St to Bennett St	-	-	\$110,000	-	-	\$110,000
228: Travis Street - East Ave. to 20th St. S	-	-	\$110,000	-	-	\$110,000
670: 10th Street North - Pine Street to Main Street	-	-	-	\$600,000	-	\$600,000
600: Green Bay St - Losey Blvd to BNSF RR	-	-	-	\$326,000	-	\$326,000
596: Cunningham Street - Larson Street to Dead End East	-	-	-	-	\$725,000	\$725,000
597: Farnam St - 16th St S to 20th St S	-	-	-	-	\$500,000	\$500,000
595: 16th St S - Johnson St to Farnam St	-	-	-	-	\$470,000	\$470,000
229: Weston Street - East Ave. to 21st Pl. S	-	-	-	-	\$235,000	\$235,000
223: East Ave - Weston St to Horton St	-	-	-	-	\$65,000	\$65,000
601: Green Bay St - South Ave to 14th St S	-	-	-	-	\$53,000	\$53,000
	\$1,020,000	\$1,660,000	\$780,000	\$926,000	\$2,048,000	\$6,434,000

Borrowing - Revenue Bonds/Notes: Water Utility

211: South Ave - Green Bay St to Ward Ave	\$1,250,000	-	-	-	-	\$1,250,000
116: La Crosse St - from West Ave through Losey Blvd int.	\$500,000	-	-	-	-	\$500,000
284: Green Bay St - from East Ave to 22nd St (STP-Urban)	\$377,000	-	-	-	-	\$377,000
598: Green Bay St - 22nd St S to Losey Blvd	-	-	\$180,000	-	-	\$180,000
424: Sunset Drive - Green Bay St. to State Rd.	-	-	\$103,000	-	-	\$103,000
600: Green Bay St - Losey Blvd to BNSF RR	-	-	-	\$50,000	-	\$50,000
602: Green Bay St - 14th St S to East Ave	-	-	-	-	\$100,000	\$100,000
	\$2,127,000	-	\$283,000	\$50,000	\$100,000	\$2,560,000

TIF Funded Project Requests

Request	2022	2023	2024	2025	2026	Total
---------	------	------	------	------	------	-------

Figures only include TIF portion of project funding does not include total project cost.

Other - TIF Increment - 11

56: Front St Realignment & La Crosse St Extension	\$500,000	-	-	-	\$500,000	\$1,000,000
720: King St. Greenway Extension (7th St to the Mississippi River)	\$250,000	-	-	-	-	\$250,000
415: Division Street - West Ave. to 11th St.	\$192,000	-	-	-	-	\$192,000
713: 2nd St Protected Bicycle Lane	\$169,433	-	-	-	-	\$169,433
736: Downtown Neighborhood Association Cass Street Streetscaping Improvements	\$150,000	-	-	-	-	\$150,000
737: Downtown Neighborhood Association Paint & Fix Up Grant program	\$30,000	-	-	-	-	\$30,000
417: 2nd Street South - Jay St. to Cass St.	-	\$680,000	-	-	-	\$680,000
418: 2nd Street South - Cameron Ave. to Market St.	-	\$680,000	-	-	-	\$680,000
688: Wagon Wheel Connector Trail	-	\$195,864	\$195,864	\$195,864	\$195,863	\$783,455
447: Downtown Facade Renovation Program	-	\$100,000	\$100,000	\$100,000	\$100,000	\$400,000
436: Ferry Street - 11th St. to 15th St.	-	-	\$1,049,000	-	-	\$1,049,000
425: 7th Street South - Ferry St. to Market St.	-	-	\$222,000	-	-	\$222,000
271: 8th St Pedestrian Lighting, Jackson St. to Cass St.	-	-	-	\$770,000	-	\$770,000
224: Johnson Street - 5th Ave. to 7th St.	-	-	-	\$429,000	-	\$429,000
40: 7th Street - La Crosse St. to Dead End North	-	-	-	\$350,000	-	\$350,000
259: Pedestrian Lighting, 7th St N - from La Crosse St to North Terminus	-	-	-	\$90,000	-	\$90,000
703: Houska Park Pedestrian Bridge Replacement	-	-	-	-	\$250,000	\$250,000
	\$1,291,433	\$1,655,864	\$1,566,864	\$1,934,864	\$1,045,863	\$7,494,888

Other - TIF Increment - 15

545: Erickson Tennis and Basketball Court Renovation/Parking Lot	-	\$150,000	\$150,000	-	-	\$300,000
622: Replacement Housing	-	\$150,000	-	-	-	\$150,000
430: 28th Street South - Lincoln Ave. to Ward Ave.	-	-	\$204,000	-	-	\$204,000
179: Lincoln Avenue - 29th St. to 32nd St.	-	-	-	\$528,000	-	\$528,000
	-	\$300,000	\$354,000	\$528,000	-	\$1,182,000

Other - TIF Increment - 16

749: Copeland Park Transient Dock and Marina	-	-	-	\$250,000	-	\$250,000
682: Red Cloud Park Trail	-	-	-	\$50,000	-	\$50,000
433: Hagar Street - Liberty St. to Avon St.	-	-	-	-	\$225,000	\$225,000
	-	-	-	\$300,000	\$225,000	\$525,000

Other - TIF Increment - 17

634: Pearl Street Walkway Design and Construction	-	\$120,000	\$1,066,900	-	-	\$1,186,900
	-	\$120,000	\$1,066,900	-	-	\$1,186,900

Other - TIF Increment - 18

173: Causeway Blvd - Dead End West to Copeland Ave	\$2,777,000	-	-	-	-	\$2,777,000
171: Buchner Pl - Copeland Ave to Dead End West	-	\$1,095,000	-	-	-	\$1,095,000
	\$2,777,000	\$1,095,000	-	-	-	\$3,872,000

Unfunded Requests

Request	2022	2023	2024	2025	2026	Total
Buildings & Grounds - Library						
710: Main Branch Library Parking Lot Resurface	-	-	-	-	\$335,000	\$335,000
	-	-	-	-	\$335,000	\$335,000
Buildings & Grounds - Others						
715: 6th and Badger St Green Space	\$25,000	-	-	-	-	\$25,000
	\$25,000	-	-	-	-	\$25,000
Flood Control, Harbors & Waterfront						
555: River Point District Waterway Development Plan	\$500,000	\$500,000	\$500,000	-	-	\$1,500,000
	\$500,000	\$500,000	\$500,000	-	-	\$1,500,000
Parks, Recreation & Forestry						
460: Wittenberg Park Environmental Analysis and Fill	\$50,000	-	-	-	-	\$50,000
698: City Wide Fence Repair	\$50,000	-	-	-	-	\$50,000
714: Lueth Park	\$50,000	-	-	-	-	\$50,000
	\$150,000	-	-	-	-	\$150,000
Planning & Community Development - Economic Development						
741: Property Acquisition and Pre-Development Work	\$1,500,000	\$500,000	\$500,000	-	-	\$2,500,000
	\$1,500,000	\$500,000	\$500,000	-	-	\$2,500,000
Public Safety						
751: Fire Department Administration and Support Offices	\$675,000	-	-	-	-	\$675,000
605: Fire Station #5 - New Construction	-	\$6,750,000	-	-	-	\$6,750,000
66: Police Station #2 Fiber Connection	-	\$20,000	-	-	-	\$20,000
718: Fire Station #1 - New Construction	-	-	-	-	\$7,865,000	\$7,865,000
	\$675,000	\$6,770,000	-	-	\$7,865,000	\$15,310,000
Transportation & Utilities - Streets						
419: Copeland Park Drive - Saint Cloud St. to Dead End North	\$970,000	-	-	-	-	\$970,000
218: Sumner Street - Hagar St. to Dead End South	-	\$600,000	-	-	-	\$600,000
181: Milwaukee St- Buchner Pl to Causeway Blvd	-	\$597,000	-	-	-	\$597,000
422: Monitor Street - Copeland Ave. to Milwaukee St.	-	\$522,000	-	-	-	\$522,000
215: Kraft Street - Causeway Blvd. to Dead End North	-	\$252,000	-	-	-	\$252,000
214: Copeland Park Drive - Gold St. to Clinton St.	-	\$189,000	-	-	-	\$189,000
420: Hagar Street - Copeland Ave. to Termini West	-	-	-	\$393,000	-	\$393,000
174: Charles St - Island St to Hagar St	-	-	-	-	\$704,400	\$704,400
	\$970,000	\$2,160,000	-	\$393,000	\$704,400	\$4,227,400
Transportation & Utilities - Streetscaping & Lighting						
747: Pedestrian Lighting - 9th St, from Market St to Cass St	\$400,000	-	-	-	-	\$400,000
	\$400,000	-	-	-	-	\$400,000
Transportation & Utilities - Utilities						
724: Environmental engineering consulting near Wells 23 and 24	\$500,000	\$500,000	\$500,000	\$500,000	\$500,000	\$2,500,000
	\$500,000	\$500,000	\$500,000	\$500,000	\$500,000	\$2,500,000
TOTAL UNFUNDED REQUESTS:	\$4,720,000	\$10,430,000	\$1,500,000	\$893,000	\$9,404,400	\$26,947,400

Leased Vehicles

The City is in partnership with Enterprise Fleet Management. The City is transitioning fleet vehicles to leased vehicles to ultimately reduce the fleet budget and to update the current aging fleet. This report details the planned amount of vehicles the City will lease from Enterprise and the annual cost for 2022. The total annual lease cost includes any cash outlay for upfitting of vehicles and is net of any trade-in sales from the replaced vehicle. A negative annual lease cost signifies that the trade in sales were more than the total annual lease cost. Lease payments for general government are not included in the individual department operating budgets. The lease payments are levied for and are in the debt service fund. Enterprise and Special Revenue Fund leases are budgeted for in their respective fund operating budget.

General Government

Vehicle Type		2022
Engineering		2022
SUVs		1 (1 new in 2022)
Trucks		7
Total Leased Vehicle Fleet:		8
Total Annual Lease Cost:		\$56,464
Fire		2022
SUVs		4
Trucks		5
Total Leased Vehicle Fleet:		9
Total Annual Lease Cost:		\$38,305
Information Technology		2022
SUVs		1 (1 new in 2022)
Total Leased Vehicle Fleet:		1
Total Annual Lease Cost:		\$5,133
Parks, Recreation and Forestry		2022
SUVs		2 (2 new in 2022)
Trucks		17 (2 new in 2022)
Vans		4 (2 new in 2022)
Total Leased Vehicle Fleet:		23
Total Annual Lease Cost:		\$140,712
Police		2022
SUVs		18 (8 new in 2022)
Total Leased Vehicle Fleet:		18
Total Annual Lease Cost:		\$75,606
Streets		2022
Trucks		12 (3 new in 2022)
Total Leased Vehicle Fleet:		12
Total Annual Lease Cost:		\$57,451
GENERAL GOVERNMENT TOTAL LEASE COST:		\$373,671

Enterprise Funds

Vehicle Type		2022
Airport		
SUVs		1
Trucks		6 (2 new in 2022)
Total Leased Vehicle Fleet:		7
Total Annual Lease Cost:		(\$8,392)
Parking		
Trucks		5 (2 new in 2022)
Total Leased Vehicle Fleet:		5
Total Annual Lease Cost:		\$17,113
Sanitary Sewer Utility		
SUVs		1
Trucks		9
Vans		2 (1 new in 2022)
Total Leased Vehicle Fleet:		12
Total Annual Lease Cost:		\$1,416
Water Utility		
SUVs		2
Trucks		7 (1 new in 2022)
Vans		2
Total Leased Vehicle Fleet:		11
Total Annual Lease Cost:		\$32,215
ENTERPRISE FUNDS TOTAL LEASE COST:		\$42,352

Special Revenue Funds

Vehicle Type		2022
Municipal Transit		
Trucks		1
Total Leased Vehicle Fleet:		1
Total Annual Lease Cost:		\$7,520
SPECIAL REVENUE FUNDS TOTAL LEASE COST:		\$7,520