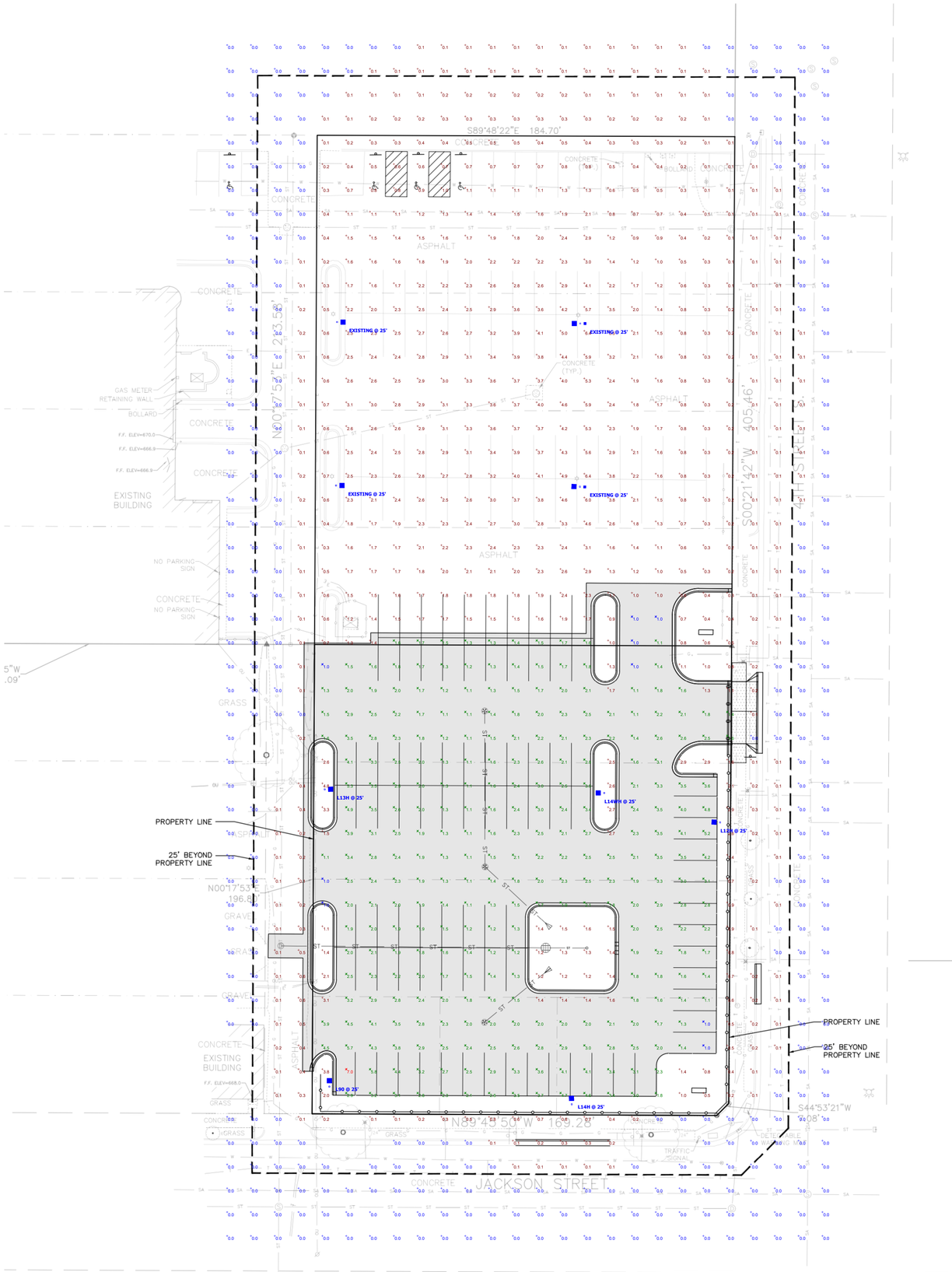

Project		Catalog #		Type	
Prepared by		Notes		Date	

McGraw-Edison

GLEON Galleon

Area / Site Luminaire

Typical Applications

Outdoor • Parking Lots • Walkways • Roadways • Building Areas

Interactive Menu

- Ordering Information page 2
- Mounting Details page 3
- Optical Distributions page 4
- Product Specifications page 4
- Energy and Performance Data page 4
- Control Options page 5

Product Certifications

Product Features

Quick Facts

- Lumen packages range from 4,200 - 80,800 (34W - 640W)
- Efficacy up to 156 lumens per watt

Dimensional Details

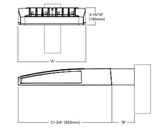

Number of Light Squares	"A" Width	"B" Standard Arm Length *	"B" Extended Arm Length *	"B" Quick Mount Arm Length	"B" Quick Mount Extended Arm Length
1-4	15-1/2"	7"	10"	10-5/8"	16-5/16"
5-6	21-5/8"	7"	10"	10-5/8"	16-5/16"
7-8	27-5/8"	7"	13"	10-5/8"	–
9-10	33-3/4"	7"	16"	–	–

NOTES:
* For pole selection requirements and additional line a), see Mounting Details section.

McGraw-Edison — GLEON Galleon

Ordering Information

SAMPLE NUMBER: **GLEON-SA4C-740-U-T4FT-GM**

Product Family ***	Light Engine: Configuration	Light Engine: Drive Current	Color Temperature	Voltage	Distribution	Mounting	Finish
GLEON Galleon	**SA1** = 1 Square **SA2** = 2 Square **SA3** = 3 Square **SA4** = 4 Square **SA5** = 5 Square **SA6** = 6 Square **SA7** = 7 Square **SA8** = 8 Square **SA9** = 9 Square **SA10** = 10 Square	**A** = 600mA **B** = 800mA **D** = 1000mA **F** = 1200mA *	7030 = 70CRI, 3000K 7040 = 70CRI, 4000K 7050 = 70CRI, 5000K 7060 = 70CRI, 6000K 7070 = 70CRI, 7000K 7080 = 70CRI, 8000K 7090 = 70CRI, 9000K 7100 = 70CRI, 10000K **AMB** = Amber, 590nm * *	**U** = (120-277V) 50/60 Hz **2** = 208V **3** = 240V **4** = 277V **5** = 347V * * * **6** = 480V * * *	**T1S** = Type 1 Short **T1M** = Type 1 Roadway **T2** = Type 2 **T3M** = Type 3 Roadway **T4M** = Type 4 Roadway **T4W** = Type 4 Wide **TFG** = Type 5 Narrow **TFM** = Type 5 Medium **TFW** = Type 5 Square Wide **TLG** = Type 5 w/ Golf Cutout **TLM** = Type 5 Medium w/ Cutout **TLW** = Type 5 w/ Wide Cutout **TRG** = Type 5 Rectangular **TLR** = 90° Left Lighting Distribution **TRR** = 90° Right Lighting Distribution * **AS** = Automotive Snoot Cover	**[Blank]** = Arm for Round or Square Pole **RPA** = Round Pole Adapter * **SA** = Wood Arm Adapter * **WM** = Wall Mount **QMRA** = Quick Mount Arm (Standard Length) * **QMRA-Quick Mount Arm (Extended Length)** *	**AP** = Gray **DDB** = Dark Bronze **BK** = Black **SP** = Stock Platinum **PM** = Premium Metallic **WH** = White

Options (Add as Suffix)	Controls and Systems Options (Add as Suffix)	Accessories (Order Separately)
FAO = External 0-10V Dimming Leads * * **PIR** = Motion Sensor, 180° Coverage, 9' Mounting Height **PIR-Motion Sensor, 180° Coverage, Specify Voltage)** **PIR-Motion Sensor, 180° Coverage, Specify Voltage)** **PIR** = Motion Sensor, 180° Coverage, 9' Mounting Height **SL** = Two Circuits * * **SLF** = Four Circuits * * **HS** = Installed House Side Shield * **GBKRR** = Glare Reducing Black Rear * **GBKRR-Glare Reducing Black Rear)** **LGF** = Light Square Pole Provided in Match Housing * **PCR** = Photocell, Receptacle **FHD** = Fuse Door Hardware **FHD-Fuse Door Hardware)** **QR** = Quick Release Bracket 90° Left **RQR** = Quick Release Bracket 90° Right **AHSC** = Arm Hand Slot Cover **AHSC-R** = After Focus Dim, 6 Hours * **AHSC-HS** = After Hours Dim, 6 Hours * **AHSC-HS-R** = After Focus Dim, 6 Hours * **AHSC-DS** = After Hours Dim, 6 Hours * **DALA** = DALI Drivers	**BPC** = Button Type Photocell **PC** = Button Type Photocell Receptacle **PC-R** = Button Type Photocell Receptacle **MS/SC** = Motion Sensor for Switching Operations, 8' - 15' Mounting Height * **MS/SC-R** = Motion Sensor for Switching Operations, 8' - 15' Mounting Height * **MS/SC-DS** = Motion Sensor for ON/OFF Operations, 8' - 15' Mounting Height * **MS/SC-DS-R** = Motion Sensor for ON/OFF Operations, 8' - 15' Mounting Height * **MS/L-DS** = Level Motion Sensor, Minimum 8' Mounting Height * * **MS/L-DS-R** = Level Motion Sensor, Minimum 8' Mounting Height * * **MS/L-DS** = Level Motion Sensor, 8' - 20' Mounting Height * * **MS/L-DS-R** = Level Motion Sensor, 8' - 20' Mounting Height * * **MS/DIM-LDS** = Motion Sensor for Dimming Operations, 8' - 20' Mounting Height * * **MS/DIM-LDS-R** = Motion Sensor for Dimming Operations, 8' - 20' Mounting Height * * **DIM** = Dimming Receptacle, Single Circuit **DIM-R** = Dimming Receptacle with Back Stamp and A PIN Receptacle **CWP/DIM** = Wired Dim Strike, 7' 6" Mounting Height **CWP/DIM-R** = Wired Dim Strike, 7' 6" Mounting Height * * * **WCS/DIM** = Wired Dim Service with Receptacle, 7' 6" Mounting Height **WCS/DIM-R** = Wired Dim Service with Receptacle, 7' 6" Mounting Height * * * **LRR/ LR** = Enlighted Sensor, 8 - 15' Mounting Height * **LRR/ LR-R** = Enlighted Sensor, 8 - 15' Mounting Height * * **DMS-HS/SBM-LSD** = Sensigne Occupancy Sensor 10' Mounting * **DMS-HS/SBM-LSD-R** = Sensigne Occupancy Sensor 10' Mounting * * **DMS-HS/SBM-LSN** = Sensigne Occupancy Sensor 20'-30' Mounting * **DMS-HS/SBM-LSN-R** = Sensigne Occupancy Sensor 20'-30' Mounting * *	**DALA-E10-U** = DALA Photocontrol Multi-Tap - 105-285V **DALA-E10-277** = DALA Photocontrol - 277V **DALA-E10-347** = DALA Photocontrol - 347V **DALA-E10-480** = DALA Photocontrol - 480V **DALA-E10-L4** = CCH Photocontrol **RA10-GR** = Single Tenon Adapter for 2-3/8" O.D. Tenon **RA10-GR-DU** = Single Tenon Adapter for 2-3/8" O.D. Tenon **RA14-GR** = Single Tenon Adapter for 2-3/8" O.D. Tenon **RA14-GR-DU** = Single Tenon Adapter for 2-3/8" O.D. Tenon **RA14-GR-90** = Single Tenon Adapter for 2-3/8" O.D. Tenon **RA14-GR-90-DU** = Single Tenon Adapter for 2-3/8" O.D. Tenon **RA14-GR-120** = Single Tenon Adapter for 2-3/8" O.D. Tenon **RA14-GR-120-DU** = Single Tenon Adapter for 2-3/8" O.D. Tenon **RA14-DM** = Double Tenon Adapter for 2-3/8" O.D. Tenon **RA14-DM-DU** = Double Tenon Adapter for 2-3/8" O.D. Tenon **RA14-DM-90** = Double Tenon Adapter for 2-3/8" O.D. Tenon **RA14-DM-90-DU** = Double Tenon Adapter for 2-3/8" O.D. Tenon **RA14-TN** = Triple Tenon Adapter for 2-3/8" O.D. Tenon **RA14-TN-DU** = Triple Tenon Adapter for 2-3/8" O.D. Tenon **RA14-90** = Quad Tenon Adapter for 2-3/8" O.D. Tenon **RA14-90-DU** = Quad Tenon Adapter for 2-3/8" O.D. Tenon **FSB-350** = Wireless Configuration Tool for Occupancy Sensor * **QLDM-MT1** = Field Installed Mast Top for 1-4 Light Squares **QLDM-MT2** = Field Installed Mast Top for 5-6 Light Squares **QLDM-MT3** = Field Installed Mast Top for 7-8 Light Squares **QLDM-MT4** = Field Installed Mast Top for 9-10 Light Squares **QLDM-SQA** = Quick Mount Adapter **QLDM-QMRA** = Quick Mount Extended Arm Kit * **QLDM-QMRA-DU** = Quick Mount Extended Arm Kit * **LCA35GRAY** = Grey Shroud, Short * **LCA35BLACK** = Black Shroud, Short * **LCA35** = Photocell Shroud, Short * **WSLC-TP-10A** = Wireless Outdoor Control Module * * * **SWPDS-GS** = Wireless Daylight Sensor, 10' - 15' Mounting Height * * * * **SWPDS-GS** = Wireless Daylight Sensor, 10' - 15' Mounting Height * * * *

NOTES:
1. Luminaire is responsible for engineering analysis to confirm pole and fixture compatibility for all applications. Refer to our web page ARM-0000-00Series additional support information.
2. Designs using Concourse® Qualified Wide is www.designlights.org Qualified Products List under Family Models: GLEON-SA4C.
3. Consult factory for pole drilled and tenon options to meet EPA Requirements. ANSI C136.31 and a wide variety of Cast Tenons are available. Refer to Tenon Adapter Table.
4. Not compatible with MS/L-DS or MS/L-DS sensors.
5. Not available with Integrated Motion Sensor and Photocell.
6. Not compatible with standard cutout mount and QMRA on extended pole mount arm (QMRA).
7. Not available with extended cutout mount and QMRA on extended pole mount arm (QMRA). Not available with sensor or CSSHS. Not available in combination with the HS high ambient and sensor options or 12 Amp receptacle options. Not available with 7 Pin Photocell Receptacle. Not available with Integrated Motion Sensor to accept controlled systems connections from a Third Party Tenon Wire Delay, Third Party Wall Log Delay and Third Party Photocell Receptacle.
8. May be required when two or more luminaires are oriented in a 90° or 120° drilling pattern. Refer to arm mounting information section.
9. Tenons included.
10. Not available with Integrated Motion Sensor.
11. Maximum 5 light squares.
12. Not available with Tenon Mount.
13. Nominal Input Wattage is for fully dimmed ballasts and luminaires are. Choose drive current & ampsheet of 350mA drive current for 3 Amp Max, 500mA drive current for 5 Amp Max, 6A, 8A, 10A, 12A and 16A distributions. Can not exceed 480 ballast.
14. Can of 4 pins, two are required on Light Square.
15. Not available with Tenon Mount.
16. U, is not available with PIR, PIR-R, or PIR-DS.
17. Not available with Integrated Motion Sensor. Not available with options may be required when mounting two or more fixtures per pole at 90° or 120°. Refer to arm mounting requirement table.
18. Not available with Enlighted wireless sensors.
19. Control by a wired with other control options.
20. Low voltage control lead length is 10" outside fixture.
21. Not available with Tenon Mount. Not available with Tenon Mount in an integral photocell.
22. Requires a 3-wire NEMA photocell or the PCR or PC photocell receptacle with photocontrol accessory.
23. Not available with Integrated Motion Sensor or Photocell.
24. Not for use with 1687, 1789 or 3141 optics. See ID Data for details.
25. Wireless Configuration Tool for Occupancy Sensor allows for commissioning including high and low modes, sensitivity, time delay, cutoff and scene. Consult your lighting representative or Cooper Lighting Solutions for more information.
26. Not available with Integrated Motion Sensor or Photocell.
27. Enlighted wireless sensors are factory installed only, requiring network components (AP-EM-1 and AP-PoE).
28. Consult factory for availability.
29. Not available with Tenon Mount.
30. Not available with Tenon Mount, Wireless, or Motion Sensor options or with AMB LED or Amber.
31. Not available with PIR, LRR, MS/SC, MS/DIM, MS/L-DS, MS/DIM, MS/L-R or PIR7 options. Available in 120-277 only.
32. Not available with 347 or 480.
33. Not available with Tenon Mount.
34. Not available with Tenon Mount.
35. NEC Gateway required to enable field configurability. Order WAC-PoE and WPCR-120-7W-G-PoE ordered power supply if needed.

LumenSafe Integrated Network Security Camera Technology Options (Add as Suffix)

Product Family	Camera Type	Data Backhaul
L-LumenSafe Technology	**B**=Standard Dome Camera **D**=Dome PTZ Camera **E**=Bullet PTZ Camera	**G**=Cellular, No SIM **H**=Cellular, Verizon **K**=Cellular, Verizon **S**=Cellular, Sprint **A**=Cellular, Rogers **E**=Cellular, Verizon w/ Omni-Directional Antenna **N**=Ethernet Networking

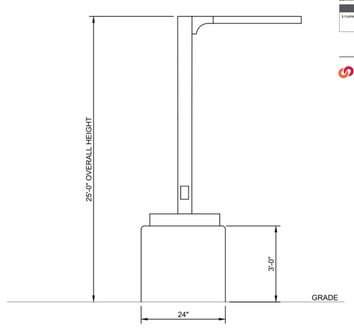

LIGHT POLE DETAIL

NO SCALE

Statistics

Description	Symbol	Avg	Max	Min	Avg/Min
Calc Zone #1	+	1.1 fc	7.0 fc	0.0 fc	N/A
NEW PARKING	X	2.3 fc	7.0 fc	1.0 fc	2.3:1

Schedule

Symbol	Label	QTY	Manufacturer	Catalog Number	Description	Number Lamps	Lumens per Lamp	LLF	Wattage
	L90	1	COOPER LIGHTING SOLUTIONS - McGRAW-EDISON (FORMERLY EATON)	GLEON-SA3C-740-U-SLR-HSS	GALLEON AREA AND ROADWAY LUMINAIRE (3) 70 CRI, 4000K, 1050mA LIGHTSQUARES WITH 16 LEDS EACH AND SPILL LIGHT ELIMINATOR RIGHT OPTICS WITH HOUSE SIDE SHIELD	48	333	0.9	166
	L14WH	1	COOPER LIGHTING SOLUTIONS - McGRAW-EDISON (FORMERLY EATON)	GLEON-SA3D-740-U-T4W-HSS	GALLEON AREA AND ROADWAY LUMINAIRE (3) 70 CRI, 4000K, 1200mA LIGHTSQUARES WITH 16 LEDS EACH AND TYPE IV WIDE OPTICS WITH HOUSE SIDE SHIELD	48	357	0.9	191
	L13H	1	COOPER LIGHTING SOLUTIONS - McGRAW-EDISON (FORMERLY EATON)	GLEON-SA3C-740-U-SL3-HSS	GALLEON AREA AND ROADWAY LUMINAIRE (3) 70 CRI, 4000K, 1050mA LIGHTSQUARES WITH 16 LEDS EACH AND TYPE III SPILL LIGHT ELIMINATOR OPTICS WITH HOUSE SIDE SHIELD	48	384	0.9	166
	L14H	1	COOPER LIGHTING SOLUTIONS - McGRAW-EDISON (FORMERLY EATON)	GLEON-SA3C-740-U-SL4-HSS	GALLEON AREA AND ROADWAY LUMINAIRE (3) 70 CRI, 4000K, 1050mA LIGHTSQUARES WITH 16 LEDS EACH AND TYPE IV SPILL LIGHT ELIMINATOR OPTICS WITH HOUSE SIDE SHIELD	48	365	0.9	166
	L12H	1	COOPER LIGHTING SOLUTIONS - McGRAW-EDISON (FORMERLY EATON)	GLEON-SA3D-740-U-SL2-HSS	GALLEON AREA AND ROADWAY LUMINAIRE (3) 70 CRI, 4000K, 1200mA LIGHTSQUARES WITH 16 LEDS EACH AND TYPE II SPILL LIGHT ELIMINATOR OPTICS WITH HOUSE SIDE SHIELD	48	408	0.9	191

NORTH

1"= 20' SCALE — 20' 0 20' 40' FEET

CIVIL SITE PLAN-PHOTOMETRIC

EXCEL
ARCHITECTS • ENGINEERS • SURVEYORS
Always a **Better Plan**
100 Camelot Drive
Fond Du Lac, WI 54935
Phone: (920) 926-9800
www.EXCELENGINEER.com

PROJECT INFORMATION

PROPOSED PARKING LOT IMPROVEMENTS
CITY BREWING COMPANY, LLC
1106 3RD STREET S • LA CROSSE, WI 54601

PROFESSIONAL SEAL

PRELIMINARY DATES

APR. 2, 2021

NOT FOR CONSTRUCTION

JOB NUMBER

2113100

SHEET NUMBER

PXP

2021 © EXCEL ENGINEERING, INC.