



KRAUS-ANDERSON®
Construction Company

Change Order Request

Project: 1923025-02
La Crosse Center Expansion & Renovation
400 La Crosse Street
La Crosse, WI 54601

COR # 264.00

Date: 10/1/2021

To: Owner City of La Crosse
400 La Crosse Street
La Crosse, WI 54601

From: Kraus-Anderson Construction Company
151 East Wilson Street, Suite 100
Madison, WI 53703

PCO # 381 - *Patio Lighting Control*

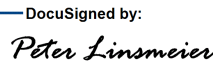
Item #	Description	Vendor	Amount
1	Rework exterior Z1 fixtures so controllable by wall-mounted switch.	Kish & Sons Electric, Inc.	\$680.00
Total For Change Order			\$680.00

Approved By: City of La Crosse

Signed: _____


Date: _____

Submitted By: Kraus-Anderson Construction Company

Signed: 
6867371012384A6...

Date: 10/6/2021 | 2:06 PM CD

Accepted By: I & S Group, Inc.

Signed: 
B2D92ADEC16949C...

Date: 10/16/2021 | 8:02 AM C



Request for Change

2135 Enterprise Avenue
 2135 Enterprise Avenue
 La Crosse, WI 54603-1754

WKT170 - LX CENTER REMODEL BP3
 RFC Number: 38
 Date: 09/02/2021

Regarding:

PCO#381 - PATIO LIGHTING CONTROL.

To:

KRAUS ANDERSON
 151 EAST WILSON STREET
 SUITE 100
 MADISON, WI 53703

Job Site:

LX CENTER REMODEL BP3
 LA CROSSE CENTER
 300 HARBORVIEW PLAZA
 LA CROSSE, WI 54601

Requested By:	Phone:	E-mail:
KYLE L THESING	(608) 785-0207	kthesing@kischelectric.com

Recipients:	Phone:	E-mail:
BRENDA OELKE	(608) 838-5479	BRENDA.OELKE@KRAUSANDERSO N.COM

Requested Change:	Change to Contract
PCO#381 - PATIO LIGHTING CONTROL. REWORK EXTERIOR Z1 FIXTURES SO THEY ARE CONTROLLED BY WALL MOUNTED SWITCH WITH TYPE Z5 FIXTURES.	\$ 680.00

RFC Total

\$ 680.00

Please respond by: 09/02/2021

KYLE L THESING
 Kish & Sons Electric, Inc.

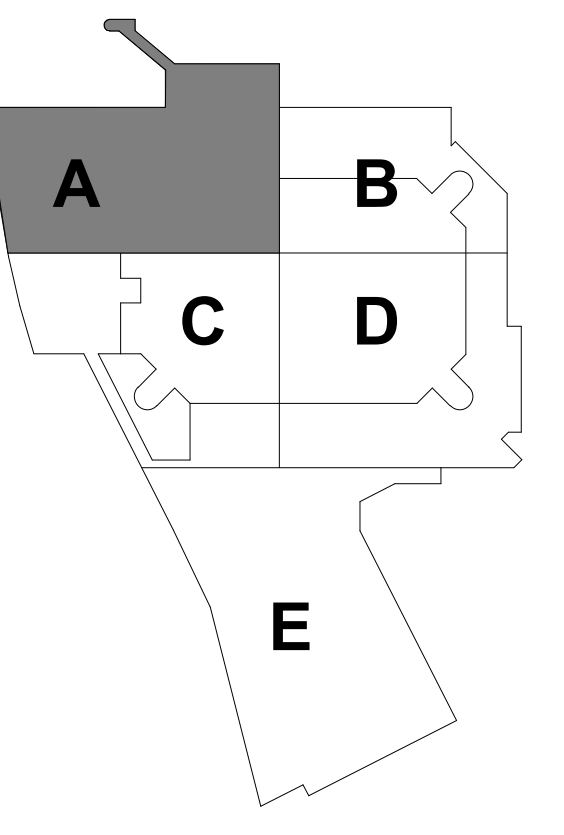
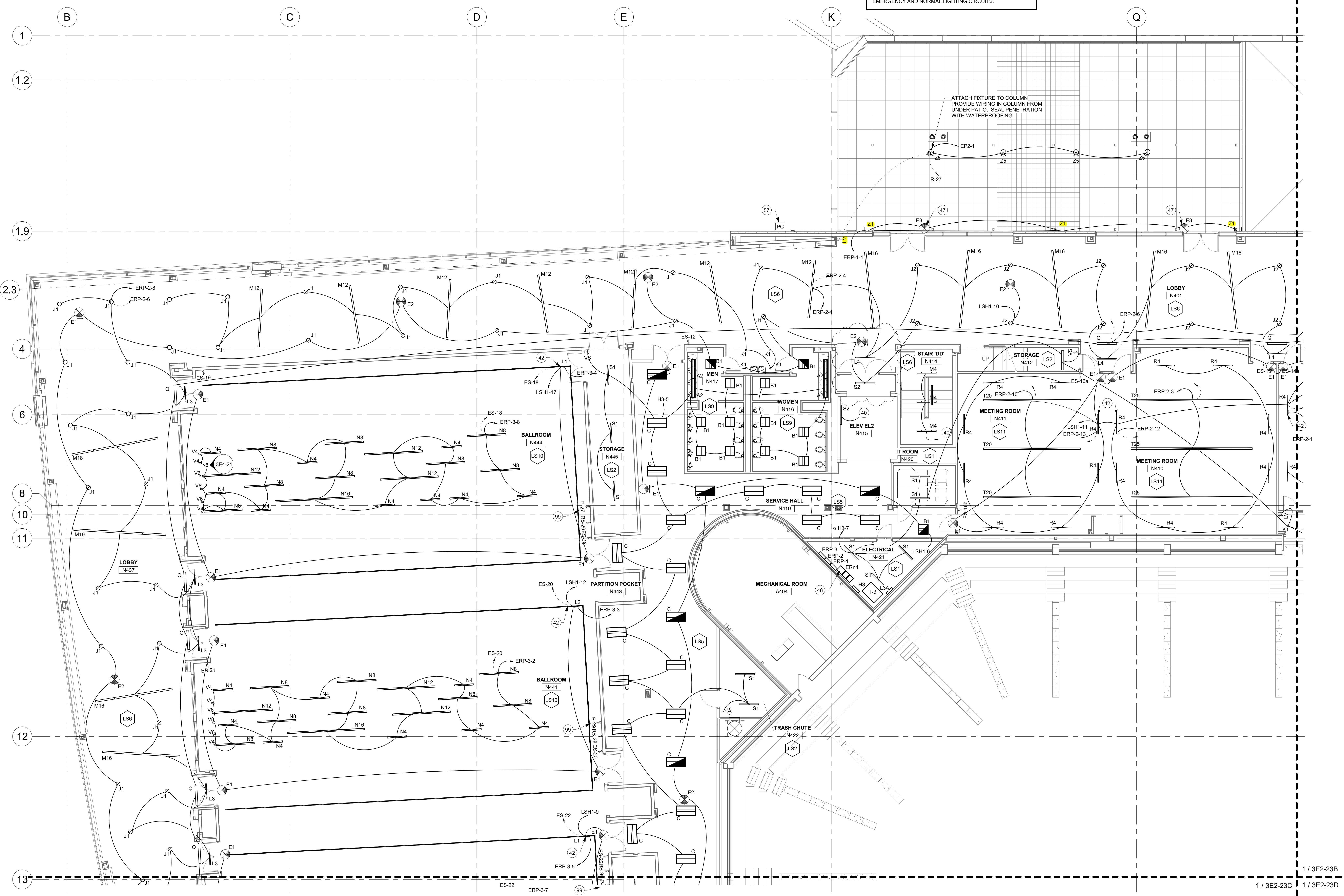
BRENDA OELKE
 KRAUS ANDERSON

SHEET NOTES

1. ALL EXISTING ELECTRICAL EQUIPMENT INDICATED ON PLANS ARE BASED ON INFORMATION FROM CONSTRUCTION DOCUMENTS AND FIELD OBSERVATION OF THE EXISTING BUILDING.
2. IT IS THE CONTRACTORS RESPONSIBILITY TO ENSURE COMPATIBLE LIGHTING CONTROL DEVICES ARE SUPPLIED WITH LIGHTING PACKAGE.
3. REFER TO MANUFACTURERS INSTALLATION INSTRUCTIONS PRIOR TO INSTALLATION.
4. SWITCHES SHALL BE FLUSH MOUNTED IN MASONRY BLOCK AND PRECAST WALLS. COORDINATE WITH ALL TRADES.
5. ALL LIGHTING SHALL COMPLY WITH LOCAL AND STATE ENERGY CODES.
6. PROVIDE UNSWITCHED HOT TO ALL EXIT AND EMERGENCY LIGHT FIXTURES.
7. PROVIDE SEPARATE BOXES AND CONDUIT FOR EMERGENCY AND NORMAL LIGHTING CIRCUITS.

ELECTRICAL KEYNOTE LEGEND

KEY	KEYNOTE TEXT
40	CONNECT CIRCUIT TO LOWER LEVEL DEVICE.
42	PROVIDE LVS, Inc EPC-2-D EMERGENCY POWER CONTROL. DURING NORMAL OPERATION FIXTURE IS CONTROLLED BY ZONED LIGHTING CONTROL. DURING UTILITY POWER INTERRUPTION THE EPC-2-D AUTOMATICALLY BYPASSES THE LIGHTING CONTROLS AND TURNS FIXTURE TO FULL BRIGHTNESS. CEILING MOUNT DEVICE IN A SINGLE GANG JUNCTION BOX.
47	LIGHT FIXTURE TO BE MOUNTED TO WINDOW FRAME. CONCEAL WIRE IN FRAME AND MOUNT FIXTURE TO CLEAR DOOR OPENING.
48	LIGHTING CONTROL - RACKMOUNT WITH PROCESSOR, POWER MODULE AND ACCESSORIES AND RACKMOUNT TOUCHSCREEN.
57	INSTALL PHOTO EYE CONTROL FOR LIGHTING CONTROL SYSTEM.
99	PORTABLE TOUCHSCREEN - POWERED BY SYSTEM NETWORK. CAT 5 (MIN) ETHERNET NETWORK CONNECTION, BELDEN 8471 LINK POWER NETWORK CONNECTION, AND 2 #16 AWG.



KEYPLAN

THIS DOCUMENT IS THE PROPERTY OF I & S GROUP, INC. AND MAY NOT BE USED, COPIED OR DUPLICATED WITHOUT PRIOR WRITTEN CONSENT.

PROJECT

LA CROSSE CENTER EXPANSION & RENOVATION

LA CROSSE WISCONSIN

REVISION SCHEDULE		
DATE	DESCRIPTION	BY
02/27/20	BP3 ADD #4	CWR
03/31/21	PR #29	CWR

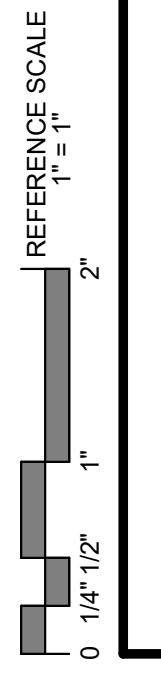
PROJECT NO.	16-19990
FILE NAME	19990 Elec R18.rvt
DRAWN BY	CWR
DESIGNED BY	CWR
REVIEWED BY	MDN
ORIGINAL ISSUE DATE	02/06/2020
CLIENT PROJECT NO.	

TITLE

BALLROOM LEVEL LIGHTING PLAN - AREA A

SHEET

3E2-23A



1 BALLROOM LEVEL LIGHTING PLAN - AREA A
1/8" = 1'-0"