

LA CROSSE WISCONSIN



2025-2029 Capital Equipment Budget

Board of Public Works - 3/11/24 Recommended

Cover and Report Design by Bryan Stockus
Cover Photo by Mike Heeb

Table of Contents

Summary	1
Funding Source	1
Departments	2
General Government	3
Citywide	4
Engineering	5
Fire	6
Information Technology	7
La Crosse Center	8
Library	10
Parks, Recreation and Forestry	11
Police	13
Refuse and Recycling	14
Streets	15
Enterprise Funds	17
Airport	18
Sanitary Sewer Utility	20
Stormwater Utility	22
Water Utility	23
Special Revenue Funds	24
Municipal Transit	25
Supplemental Information	26
Leased Vehicles	26

Totals by Funding Source

2025 Total Funding
\$9,359,677

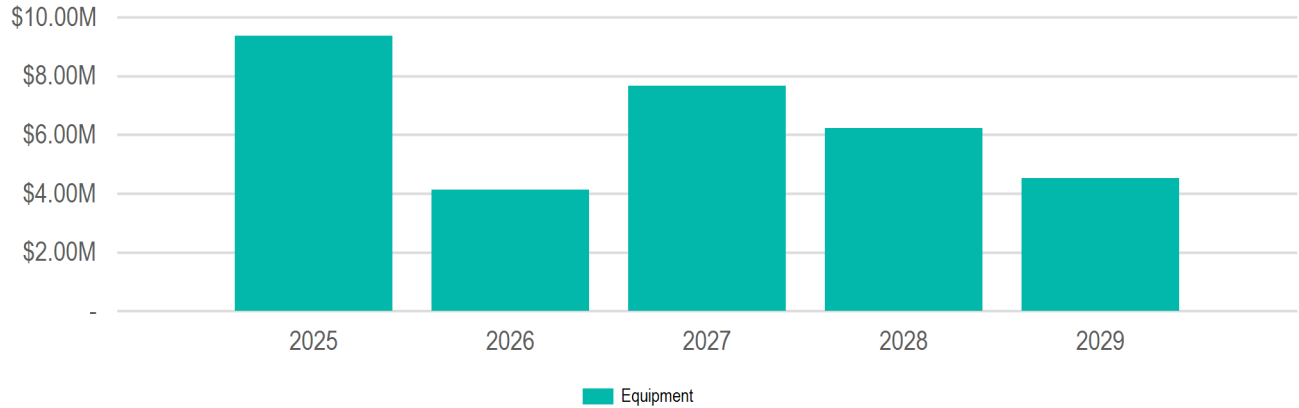
2025 New Borrowing
\$6,345,776

2025 City Funded
\$7,059,776



Source	2025	2026	2027	2028	2029	Total
Borrowing	\$6,345,776	\$3,277,980	\$5,781,870	\$5,424,063	\$4,358,921	\$25,188,610
New Debt Issue	\$6,345,776	\$3,277,980	\$5,781,870	\$5,424,063	\$4,358,921	\$25,188,610
Donations & Outside Funding	-	\$150,000	-	-	-	\$150,000
Donations	-	\$150,000	-	-	-	\$150,000
Grants & Other Intergovernmental	\$2,299,901	\$196,583	\$89,160	\$684,342	\$20,890	\$3,290,876
Federal	\$2,164,546	-	\$67,500	\$630,000	-	\$2,862,046
Local	\$15,355	\$16,583	\$17,910	\$19,342	\$20,890	\$90,080
State	\$120,000	\$180,000	\$3,750	\$35,000	-	\$338,750
Operating Funds	\$714,000	\$502,500	\$1,803,750	\$117,000	\$141,500	\$3,278,750
Enterprise/Utility Funds	\$714,000	\$502,500	\$1,803,750	\$117,000	\$141,500	\$3,278,750
Airport Operating Funds	\$30,000	\$120,000	\$88,750	\$65,000	\$51,500	\$355,250
Passenger Facility Charges	-	-	-	\$35,000	-	\$35,000
Sanitary Sewer Utility Funds	\$247,000	\$135,000	\$790,000	\$17,000	-	\$1,189,000
Storm Water Utility Funds	\$320,000	\$157,500	\$785,000	-	\$90,000	\$1,352,500
Water Utility Funds	\$117,000	\$90,000	\$140,000	-	-	\$347,000
New Borrowing Sub-Total	\$6,345,776	\$3,277,980	\$5,781,870	\$5,424,063	\$4,358,921	\$25,188,610
City Funded Sub-Total	\$7,059,776	\$3,780,480	\$7,585,620	\$5,541,063	\$4,500,421	\$28,467,360
Non-City Funded Sub-Total	\$2,299,901	\$346,583	\$89,160	\$684,342	\$20,890	\$3,440,876
	\$9,359,677	\$4,127,063	\$7,674,780	\$6,225,405	\$4,521,311	\$31,908,236

Totals by Department

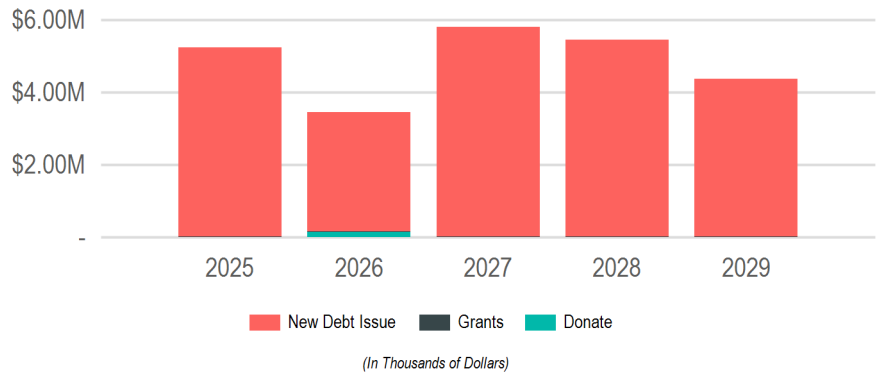


(In Thousands of Dollars)

Department	2025	2026	2027	2028	2029	Total
Enterprise Funds	\$834,000	\$682,500	\$1,875,000	\$782,000	\$141,500	\$4,315,000
Airport	\$150,000	\$300,000	\$160,000	\$765,000	\$51,500	\$1,426,500
Sanitary Sewer Utility	\$247,000	\$135,000	\$790,000	\$17,000	-	\$1,189,000
Stormwater Utility	\$320,000	\$157,500	\$785,000	-	\$90,000	\$1,352,500
Water Utility	\$117,000	\$90,000	\$140,000	-	-	\$347,000
General Government	\$5,245,677	\$3,444,563	\$5,799,780	\$5,443,405	\$4,379,811	\$24,313,236
Citywide	\$255,477	\$275,914	\$1,388,910	\$634,842	\$520,890	\$3,076,033
Engineering	\$75,000	-	-	-	-	\$75,000
Fire	\$247,000	-	\$40,000	\$971,000	\$40,000	\$1,298,000
Information Technology	\$1,317,000	\$564,000	\$984,000	\$1,194,000	\$528,000	\$4,587,000
La Crosse Center	\$280,000	-	\$135,000	\$225,000	\$900,000	\$1,540,000
Library	\$106,200	\$314,049	\$450,000	-	-	\$870,249
Parks, Recreation and Forestry	\$285,000	\$228,000	\$340,000	\$275,000	\$305,000	\$1,433,000
Police	\$380,000	\$290,000	\$290,000	\$20,000	-	\$980,000
Refuse and Recycling	\$365,000	\$148,400	\$157,304	\$166,742	\$176,746	\$1,014,192
Streets	\$1,935,000	\$1,624,200	\$2,014,566	\$1,956,821	\$1,909,175	\$9,439,762
Special Revenue Funds	\$3,280,000	-	-	-	-	\$3,280,000
Municipal Transit	\$3,280,000	-	-	-	-	\$3,280,000

General Government

2025 Total Funding
\$5,245,677
2025 New Borrowing
\$5,230,322
2025 City Funded
\$5,230,322



Departments

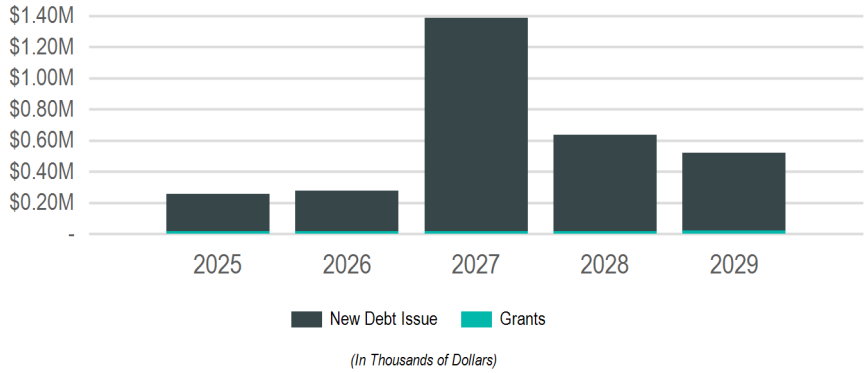
Departments	2025	2026	2027	2028	2029	Total
Citywide	\$255,477	\$275,914	\$1,388,910	\$634,842	\$520,890	\$3,076,033
Engineering	\$75,000	-	-	-	-	\$75,000
Fire	\$247,000	-	\$40,000	\$971,000	\$40,000	\$1,298,000
Information Technology	\$1,317,000	\$564,000	\$984,000	\$1,194,000	\$528,000	\$4,587,000
La Crosse Center	\$280,000	-	\$135,000	\$225,000	\$900,000	\$1,540,000
Library	\$106,200	\$314,049	\$450,000	-	-	\$870,249
Parks, Recreation and Forestry	\$285,000	\$228,000	\$340,000	\$275,000	\$305,000	\$1,433,000
Police	\$380,000	\$290,000	\$290,000	\$20,000	-	\$980,000
Refuse and Recycling	\$365,000	\$148,400	\$157,304	\$166,742	\$176,746	\$1,014,192
Streets	\$1,935,000	\$1,624,200	\$2,014,566	\$1,956,821	\$1,909,175	\$9,439,762

Funding Sources

Source	2025	2026	2027	2028	2029	Total
Borrowing	\$5,230,322	\$3,277,980	\$5,781,870	\$5,424,063	\$4,358,921	\$24,073,156
New Debt Issue	\$5,230,322	\$3,277,980	\$5,781,870	\$5,424,063	\$4,358,921	\$24,073,156
Donations & Outside Funding	-	\$150,000	-	-	-	\$150,000
Donations	-	\$150,000	-	-	-	\$150,000
Grants & Other Intergovernmental	\$15,355	\$16,583	\$17,910	\$19,342	\$20,890	\$90,080
Local	\$15,355	\$16,583	\$17,910	\$19,342	\$20,890	\$90,080
	\$5,245,677	\$3,444,563	\$5,799,780	\$5,443,405	\$4,379,811	\$24,313,236

General Government - Citywide

2025 Total Funding
\$255,477
2025 New Borrowing
\$240,122
2025 City Funded
\$240,122



Funding Sources

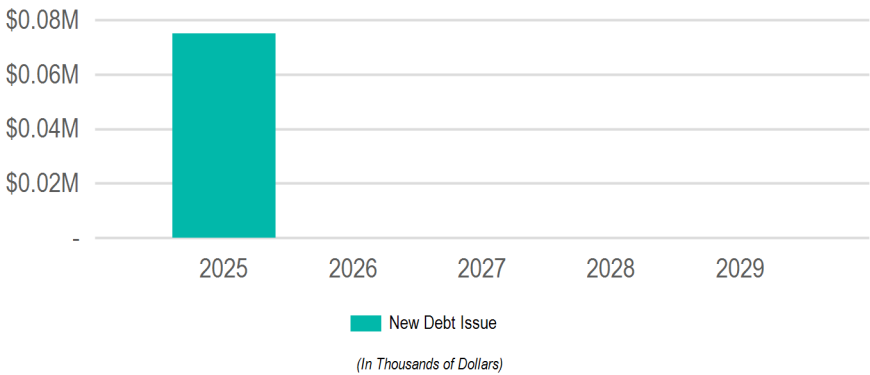
Source	2025	2026	2027	2028	2029	Total
Borrowing	\$240,122	\$259,331	\$1,371,000	\$615,500	\$500,000	\$2,985,953
New Debt Issue	\$240,122	\$259,331	\$1,371,000	\$615,500	\$500,000	\$2,985,953
Grants & Other Intergovernmental	\$15,355	\$16,583	\$17,910	\$19,342	\$20,890	\$90,080
Local	\$15,355	\$16,583	\$17,910	\$19,342	\$20,890	\$90,080
	\$255,477	\$275,914	\$1,388,910	\$634,842	\$520,890	\$3,076,033

Requests

Funding Source	Past	2025	2026	2027	2028	2029	Total
[E275]: P25 Radio System/NICE Logger/SUS/RSUS Service							
<i>Citywide</i>							
Borrowing - New Debt Issue	-	\$240,122	\$259,331	\$300,000	\$500,000	\$500,000	\$1,799,453
Grants - Local	-	\$15,355	\$16,583	\$17,910	\$19,342	\$20,890	\$90,080
	-	\$255,477	\$275,914	\$317,910	\$519,342	\$520,890	\$1,889,533
[E422]: Radio System Upgrades							
<i>Citywide</i>							
Borrowing - New Debt Issue	-	-	-	\$1,071,000	-	-	\$1,071,000
	-	-	-	\$1,071,000	-	-	\$1,071,000
[E423]: Copier/Printer Replacement							
<i>Citywide</i>							
Borrowing - New Debt Issue	-	-	-	-	\$115,500	-	\$115,500
	-	-	-	-	\$115,500	-	\$115,500

General Government - Engineering

2025 Total Funding
\$75,000
2025 New Borrowing
\$75,000
2025 City Funded
\$75,000



Funding Sources

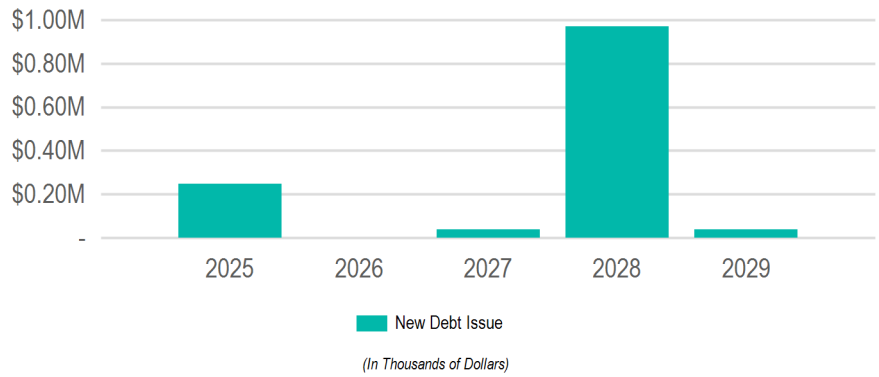
Source	2025	2026	2027	2028	2029	Total
Borrowing	\$75,000	-	-	-	-	\$75,000
New Debt Issue	\$75,000	-	-	-	-	\$75,000
	\$75,000	-	-	-	-	\$75,000

Requests

Funding Source	Past	2025	2026	2027	2028	2029	Total
[E425]: Surveying GPS Receiver & Data Collector							
<i>Engineering</i>							
Borrowing - New Debt Issue	-	\$40,000	-	-	-	-	\$40,000
	-	\$40,000	-	-	-	-	\$40,000
[E384]: Public Works Locator/Code Enforcement Technician vehicle							
<i>Engineering</i>							
Borrowing - New Debt Issue	-	\$35,000	-	-	-	-	\$35,000
	-	\$35,000	-	-	-	-	\$35,000

General Government - Fire

2025 Total Funding
\$247,000
2025 New Borrowing
\$247,000
2025 City Funded
\$247,000



Funding Sources

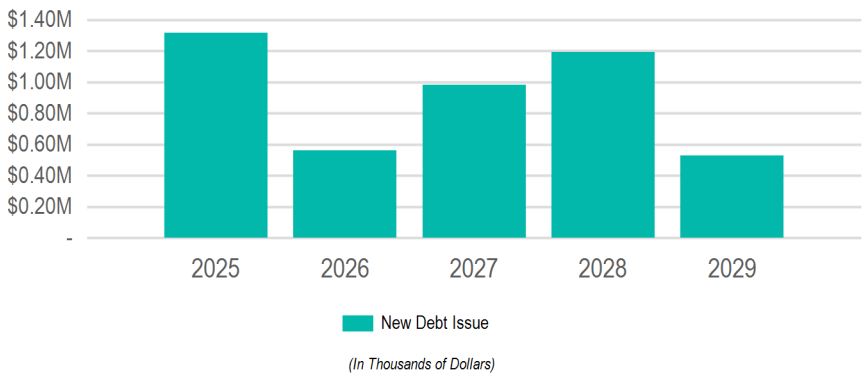
Source	2025	2026	2027	2028	2029	Total
Borrowing	\$247,000	-	\$40,000	\$971,000	\$40,000	\$1,298,000
New Debt Issue	\$247,000	-	\$40,000	\$971,000	\$40,000	\$1,298,000
	\$247,000	-	\$40,000	\$971,000	\$40,000	\$1,298,000

Requests

Funding Source	Past	2025	2026	2027	2028	2029	Total
[E424]: Fleet Vehicle Replacement							
<i>Fire</i>							
Borrowing - New Debt Issue	-	\$200,000	-	-	-	-	\$200,000
	-	\$200,000	-	-	-	-	\$200,000
[E378]: Training Smoke Machines and Mannequins							
<i>Fire</i>							
Borrowing - New Debt Issue	-	\$25,000	-	-	-	-	\$25,000
	-	\$25,000	-	-	-	-	\$25,000
[E96]: Advanced Life Support/Basic Life Support Emergency Medical Services Equipment							
<i>Fire</i>							
Borrowing - New Debt Issue	-	\$22,000	-	-	\$16,000	-	\$38,000
	-	\$22,000	-	-	\$16,000	-	\$38,000
[E109]: Special Operations Teams and Urban Search and Rescue Response Equipment							
<i>Fire</i>							
Borrowing - New Debt Issue	-	-	-	\$40,000	-	-	\$40,000
	-	-	-	\$40,000	-	-	\$40,000
[E263]: Hazardous Materials Team Response Vehicle							
<i>Fire</i>							
Borrowing - New Debt Issue	-	-	-	-	\$850,000	-	\$850,000
	-	-	-	-	\$850,000	-	\$850,000
[E97]: Training Site - Equipment Improvements and Live Burn Engineering Requirements							
<i>Fire</i>							
Borrowing - New Debt Issue	-	-	-	-	\$50,000	-	\$50,000
	-	-	-	-	\$50,000	-	\$50,000
[E119]: Cardiac Monitors and Associated Equipment							
<i>Fire</i>							
Borrowing - New Debt Issue	-	-	-	-	\$40,000	\$40,000	\$80,000
	-	-	-	-	\$40,000	\$40,000	\$80,000
[E196]: Thermal Imaging Cameras							
<i>Fire</i>							
Borrowing - New Debt Issue	-	-	-	-	\$15,000	-	\$15,000
	-	-	-	-	\$15,000	-	\$15,000

General Government - Information Technology

2025 Total Funding
\$1,317,000
2025 New Borrowing
\$1,317,000
2025 City Funded
\$1,317,000



Funding Sources

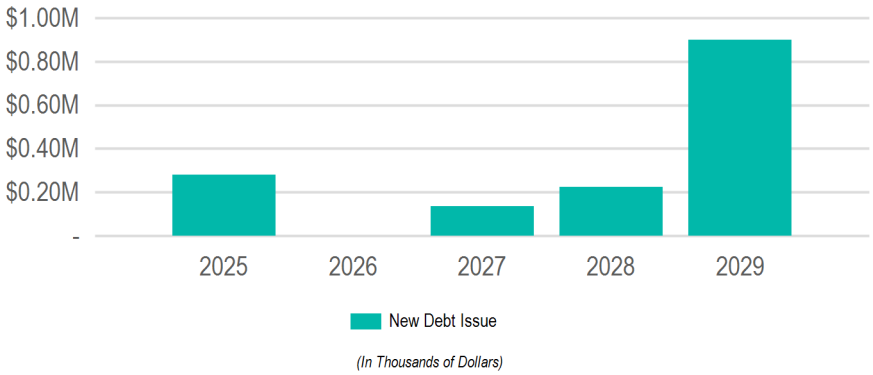
Source	2025	2026	2027	2028	2029	Total
Borrowing	\$1,317,000	\$564,000	\$984,000	\$1,194,000	\$528,000	\$4,587,000
New Debt Issue	\$1,317,000	\$564,000	\$984,000	\$1,194,000	\$528,000	\$4,587,000
	\$1,317,000	\$564,000	\$984,000	\$1,194,000	\$528,000	\$4,587,000

Requests

Funding Source	Past	2025	2026	2027	2028	2029	Total
[E105]: Networking/Backbone Upgrades							
<i>Information Technology</i>							
Borrowing - New Debt Issue	-	\$1,017,000	\$374,000	\$719,000	\$854,000	\$138,000	\$3,102,000
	-	\$1,017,000	\$374,000	\$719,000	\$854,000	\$138,000	\$3,102,000
[E61]: City Technology Upgrades							
<i>Information Technology</i>							
Borrowing - New Debt Issue	-	\$260,000	\$150,000	\$225,000	\$300,000	\$350,000	\$1,285,000
	-	\$260,000	\$150,000	\$225,000	\$300,000	\$350,000	\$1,285,000
[E101]: Domain Awareness, Building Security and Smart City							
<i>Information Technology</i>							
Borrowing - New Debt Issue	-	\$40,000	\$40,000	\$40,000	\$40,000	\$40,000	\$200,000
	-	\$40,000	\$40,000	\$40,000	\$40,000	\$40,000	\$200,000

General Government - La Crosse Center

2025 Total Funding
\$280,000
2025 New Borrowing
\$280,000
2025 City Funded
\$280,000



Funding Sources

Source	2025	2026	2027	2028	2029	Total
Borrowing	\$280,000	-	\$135,000	\$225,000	\$900,000	\$1,540,000
New Debt Issue	\$280,000	-	\$135,000	\$225,000	\$900,000	\$1,540,000
	\$280,000	-	\$135,000	\$225,000	\$900,000	\$1,540,000

Requests

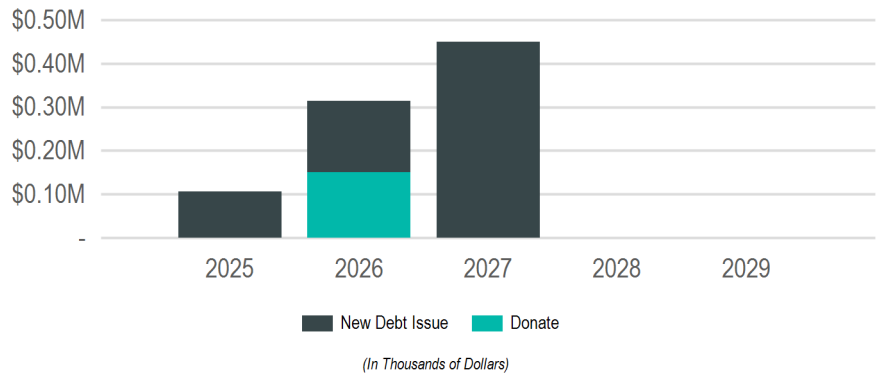
Funding Source	Past	2025	2026	2027	2028	2029	Total
[E356]: Horner Basketball Court							
<i>La Crosse Center</i>							
Borrowing - New Debt Issue	-	\$90,000	-	-	-	-	\$90,000
	-	\$90,000	-	-	-	-	\$90,000
[E355]: Bobcat Toolcat							
<i>La Crosse Center</i>							
Borrowing - New Debt Issue	-	\$70,000	-	-	-	-	\$70,000
	-	\$70,000	-	-	-	-	\$70,000
[E386]: Replacement Dance Floor							
<i>La Crosse Center</i>							
Borrowing - New Debt Issue	-	\$70,000	-	-	-	-	\$70,000
	-	\$70,000	-	-	-	-	\$70,000
[E350]: Medium sized Scrubber							
<i>La Crosse Center</i>							
Borrowing - New Debt Issue	-	\$50,000	-	-	-	-	\$50,000
	-	\$50,000	-	-	-	-	\$50,000
[E354]: Scissors lift							
<i>La Crosse Center</i>							
Borrowing - New Debt Issue	-	-	-	\$60,000	-	-	\$60,000
	-	-	-	\$60,000	-	-	\$60,000
[E349]: Forklift							
<i>La Crosse Center</i>							
Borrowing - New Debt Issue	-	-	-	\$45,000	-	-	\$45,000
	-	-	-	\$45,000	-	-	\$45,000
[E353]: LED Replacement Bulbs							
<i>La Crosse Center</i>							
Borrowing - New Debt Issue	-	-	-	\$30,000	-	-	\$30,000
	-	-	-	\$30,000	-	-	\$30,000
[E357]: Display Board							
<i>La Crosse Center</i>							
Borrowing - New Debt Issue	-	-	-	-	\$225,000	-	\$225,000
	-	-	-	-	\$225,000	-	\$225,000
[E387]: Video Score Board							
<i>La Crosse Center</i>							
Borrowing - New Debt Issue	-	-	-	-	-	\$750,000	\$750,000
	-	-	-	-	-	\$750,000	\$750,000

Requests

Funding Source	Past	2025	2026	2027	2028	2029	Total
[E388]: Banquet Equipment							
<i>La Crosse Center</i>							
Borrowing - New Debt Issue	-	-	-	-	-	\$150,000	\$150,000
	-	-	-	-	-	\$150,000	\$150,000

General Government - Library

2025 Total Funding
\$106,200
2025 New Borrowing
\$106,200
2025 City Funded
\$106,200



Funding Sources

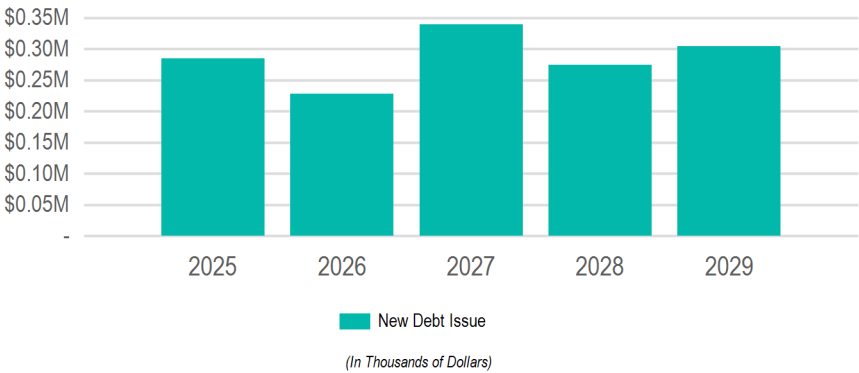
Source	2025	2026	2027	2028	2029	Total
Borrowing	\$106,200	\$164,049	\$450,000	-	-	\$720,249
New Debt Issue	\$106,200	\$164,049	\$450,000	-	-	\$720,249
Donations & Outside Funding	-	\$150,000	-	-	-	\$150,000
Donations	-	\$150,000	-	-	-	\$150,000
	\$106,200	\$314,049	\$450,000	-	-	\$870,249

Requests

Funding Source	Past	2025	2026	2027	2028	2029	Total
[E383]: Library Technology Upgrades							
<i>Library</i>							
Borrowing - New Debt Issue	-	\$106,200	-	-	-	-	\$106,200
	-	\$106,200	-	-	-	-	\$106,200
[E385]: Library Network/Backbone Upgrades							
<i>Library</i>							
Borrowing - New Debt Issue	-	-	\$164,049	-	-	-	\$164,049
	-	-	\$164,049	-	-	-	\$164,049
[E367]: Mobile Library Vehicle - 33' Coach Style							
<i>Library</i>							
Borrowing - New Debt Issue	-	-	-	\$450,000	-	-	\$450,000
Outside - Donations	-	-	\$150,000	-	-	-	\$150,000
	-	-	\$150,000	\$450,000	-	-	\$600,000

General Government - Parks, Recreation and Forestry

2025 Total Funding
\$285,000
2025 New Borrowing
\$285,000
2025 City Funded
\$285,000



Funding Sources

Source	2025	2026	2027	2028	2029	Total
Borrowing	\$285,000	\$228,000	\$340,000	\$275,000	\$305,000	\$1,433,000
New Debt Issue	\$285,000	\$228,000	\$340,000	\$275,000	\$305,000	\$1,433,000
	\$285,000	\$228,000	\$340,000	\$275,000	\$305,000	\$1,433,000

Requests

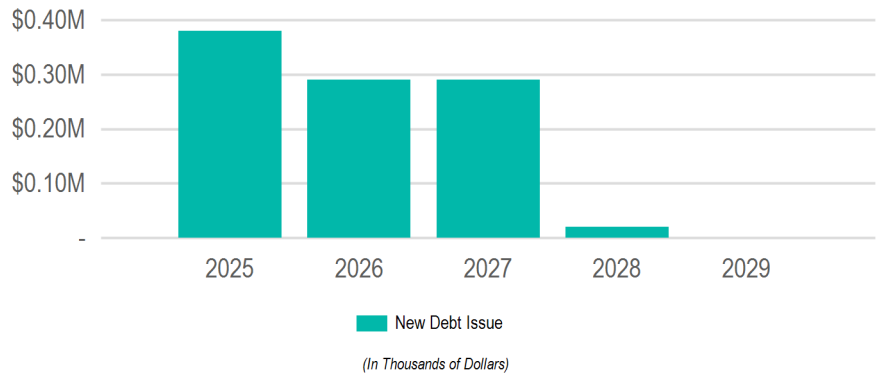
Funding Source	Past	2025	2026	2027	2028	2029	Total
[E381]: Mecalac 9MWR							
<i>Parks, Recreation and Forestry</i>							
Borrowing - New Debt Issue	-	\$240,000	-	-	-	-	\$240,000
	-	\$240,000	-	-	-	-	\$240,000
[E347]: Copeland Baseball Scoreboard							
<i>Parks, Recreation and Forestry</i>							
Borrowing - New Debt Issue	-	\$45,000	-	-	-	-	\$45,000
	-	\$45,000	-	-	-	-	\$45,000
[E325]: Front End Loader							
<i>Parks, Recreation and Forestry</i>							
Borrowing - New Debt Issue	-	-	\$120,000	-	-	-	\$120,000
	-	-	\$120,000	-	-	-	\$120,000
[E401]: Greens Mower							
<i>Parks, Recreation and Forestry</i>							
Borrowing - New Debt Issue	-	-	\$42,000	-	-	\$47,000	\$89,000
	-	-	\$42,000	-	-	\$47,000	\$89,000
[E277]: Sport Bleachers							
<i>Parks, Recreation and Forestry</i>							
Borrowing - New Debt Issue	-	-	\$36,000	-	-	-	\$36,000
	-	-	\$36,000	-	-	-	\$36,000
[E323]: Aluminum Flagpole							
<i>Parks, Recreation and Forestry</i>							
Borrowing - New Debt Issue	-	-	\$30,000	-	-	-	\$30,000
	-	-	\$30,000	-	-	-	\$30,000
[E266]: Aerial Lift Truck							
<i>Parks, Recreation and Forestry</i>							
Borrowing - New Debt Issue	-	-	-	\$280,000	-	-	\$280,000
	-	-	-	\$280,000	-	-	\$280,000
[E407]: Fairway Mower							
<i>Parks, Recreation and Forestry</i>							
Borrowing - New Debt Issue	-	-	-	\$60,000	-	-	\$60,000
	-	-	-	\$60,000	-	-	\$60,000
[E328]: Zamboni							
<i>Parks, Recreation and Forestry</i>							
Borrowing - New Debt Issue	-	-	-	-	\$150,000	-	\$150,000
	-	-	-	-	\$150,000	-	\$150,000

Requests

Funding Source	Past	2025	2026	2027	2028	2029	Total
[E410]: Lawn Mower							
<i>Parks, Recreation and Forestry</i>							
Borrowing - New Debt Issue	-	-	-	-	\$70,000	-	\$70,000
	-	-	-	-	\$70,000	-	\$70,000
[E239]: Turf Gator							
<i>Parks, Recreation and Forestry</i>							
Borrowing - New Debt Issue	-	-	-	-	\$35,000	-	\$35,000
	-	-	-	-	\$35,000	-	\$35,000
[E346]: Lift Trailer							
<i>Parks, Recreation and Forestry</i>							
Borrowing - New Debt Issue	-	-	-	-	\$20,000	-	\$20,000
	-	-	-	-	\$20,000	-	\$20,000
[E345]: Dump Truck							
<i>Parks, Recreation and Forestry</i>							
Borrowing - New Debt Issue	-	-	-	-	-	\$230,000	\$230,000
	-	-	-	-	-	\$230,000	\$230,000
[E411]: Driving Range Picker							
<i>Parks, Recreation and Forestry</i>							
Borrowing - New Debt Issue	-	-	-	-	-	\$28,000	\$28,000
	-	-	-	-	-	\$28,000	\$28,000

General Government - Police

2025 Total Funding
\$380,000
2025 New Borrowing
\$380,000
2025 City Funded
\$380,000



Funding Sources

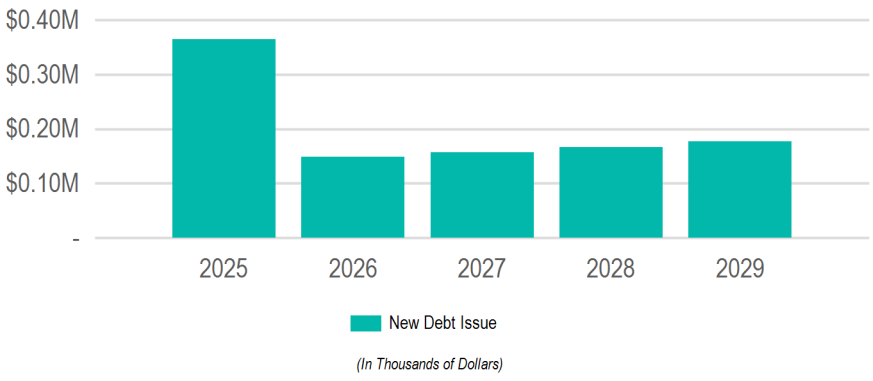
Source	2025	2026	2027	2028	2029	Total
Borrowing	\$380,000	\$290,000	\$290,000	\$20,000	-	\$980,000
New Debt Issue	\$380,000	\$290,000	\$290,000	\$20,000	-	\$980,000
	\$380,000	\$290,000	\$290,000	\$20,000	-	\$980,000

Requests

Funding Source	Past	2025	2026	2027	2028	2029	Total
[E421]: Motorola Handheld Radios							
<i>Police</i>							
Borrowing - New Debt Issue	-	\$270,000	\$270,000	\$270,000	-	-	\$810,000
	-	\$270,000	\$270,000	\$270,000	-	-	\$810,000
[E412]: DSR 2 Antenna Radar Unit							
<i>Police</i>							
Borrowing - New Debt Issue	-	\$90,000	-	-	-	-	\$90,000
	-	\$90,000	-	-	-	-	\$90,000
[E51]: Bullet Resistant Vests							
<i>Police</i>							
Borrowing - New Debt Issue	-	\$20,000	\$20,000	\$20,000	\$20,000	-	\$80,000
	-	\$20,000	\$20,000	\$20,000	\$20,000	-	\$80,000

General Government - Refuse and Recycling

2025 Total Funding
\$365,000
2025 New Borrowing
\$365,000
2025 City Funded
\$365,000



Funding Sources

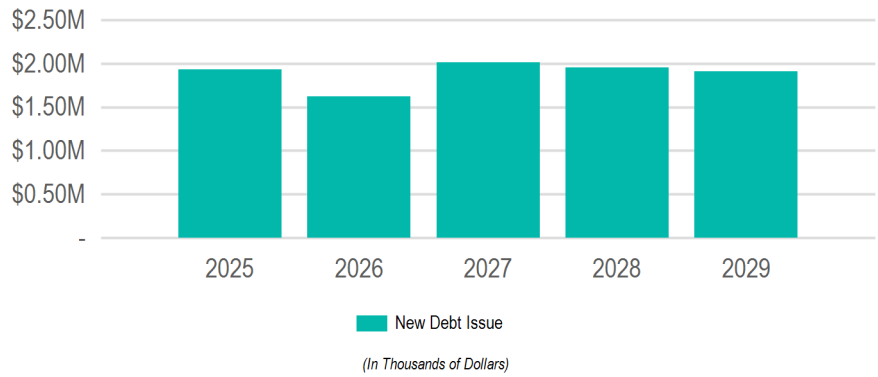
Source	2025	2026	2027	2028	2029	Total
Borrowing	\$365,000	\$148,400	\$157,304	\$166,742	\$176,746	\$1,014,192
New Debt Issue	\$365,000	\$148,400	\$157,304	\$166,742	\$176,746	\$1,014,192
	\$365,000	\$148,400	\$157,304	\$166,742	\$176,746	\$1,014,192

Requests

Funding Source	Past	2025	2026	2027	2028	2029	Total
[E420]: Screener							
<i>Refuse and Recycling</i>							
Borrowing - New Debt Issue	-	\$225,000	-	-	-	-	\$225,000
	-	\$225,000	-	-	-	-	\$225,000
[E49]: Leaf Vacuum Collector							
<i>Refuse and Recycling</i>							
Borrowing - New Debt Issue	-	\$140,000	\$148,400	\$157,304	\$166,742	\$176,746	\$789,192
	-	\$140,000	\$148,400	\$157,304	\$166,742	\$176,746	\$789,192

General Government - Streets

2025 Total Funding
\$1,935,000
2025 New Borrowing
\$1,935,000
2025 City Funded
\$1,935,000



Funding Sources

Source	2025	2026	2027	2028	2029	Total
Borrowing	\$1,935,000	\$1,624,200	\$2,014,566	\$1,956,821	\$1,909,175	\$9,439,762
New Debt Issue	\$1,935,000	\$1,624,200	\$2,014,566	\$1,956,821	\$1,909,175	\$9,439,762
	\$1,935,000	\$1,624,200	\$2,014,566	\$1,956,821	\$1,909,175	\$9,439,762

Requests

Funding Source	Past	2025	2026	2027	2028	2029	Total
[E86]: Tandem Axle Dump Truck with Front and Wing Plow							
<i>Streets</i>							
Borrowing - New Debt Issue	-	\$1,155,000	\$816,200	\$774,586	-	\$369,992	\$3,115,778
	-	\$1,155,000	\$816,200	\$774,586	-	\$369,992	\$3,115,778
[E87]: Single Axle Dump Truck w/Plow							
<i>Streets</i>							
Borrowing - New Debt Issue	-	\$260,000	\$533,000	\$564,980	\$876,821	\$894,183	\$3,128,984
	-	\$260,000	\$533,000	\$564,980	\$876,821	\$894,183	\$3,128,984
[E91]: Quad Axle Dump Truck							
<i>Streets</i>							
Borrowing - New Debt Issue	-	\$220,000	-	\$230,000	-	-	\$450,000
	-	\$220,000	-	\$230,000	-	-	\$450,000
[E317]: Crack Filler/ Patcher							
<i>Streets</i>							
Borrowing - New Debt Issue	-	\$185,000	-	\$85,000	\$90,000	-	\$360,000
	-	\$185,000	-	\$85,000	\$90,000	-	\$360,000
[E319]: Pavement Roller							
<i>Streets</i>							
Borrowing - New Debt Issue	-	\$60,000	\$205,000	-	-	-	\$265,000
	-	\$60,000	\$205,000	-	-	-	\$265,000
[E419]: Backhoe Hammer							
<i>Streets</i>							
Borrowing - New Debt Issue	-	\$30,000	-	-	-	-	\$30,000
	-	\$30,000	-	-	-	-	\$30,000
[E418]: Air Compressor							
<i>Streets</i>							
Borrowing - New Debt Issue	-	\$25,000	-	-	-	-	\$25,000
	-	\$25,000	-	-	-	-	\$25,000
[E318]: Column Lift							
<i>Streets</i>							
Borrowing - New Debt Issue	-	-	\$70,000	\$75,000	-	-	\$145,000
	-	-	\$70,000	\$75,000	-	-	\$145,000
[E316]: Loader							
<i>Streets</i>							
Borrowing - New Debt Issue	-	-	-	\$285,000	\$300,000	-	\$585,000
	-	-	-	\$285,000	\$300,000	-	\$585,000

Requests

Funding Source	Past	2025	2026	2027	2028	2029	Total
[E92]: Motor Grader							
<i>Streets</i>							
Borrowing - New Debt Issue	-	-	-	-	\$390,000	-	\$390,000
	-	-	-	-	\$390,000	-	\$390,000
[E83]: Pelican Street Sweeper							
<i>Streets</i>							
Borrowing - New Debt Issue	-	-	-	-	\$300,000	\$300,000	\$600,000
	-	-	-	-	\$300,000	\$300,000	\$600,000
[E416]: Tractor Backhoe							
<i>Streets</i>							
Borrowing - New Debt Issue	-	-	-	-	-	\$185,000	\$185,000
	-	-	-	-	-	\$185,000	\$185,000
[E417]: Aerial Platform Truck							
<i>Streets</i>							
Borrowing - New Debt Issue	-	-	-	-	-	\$160,000	\$160,000
	-	-	-	-	-	\$160,000	\$160,000

Enterprise Funds

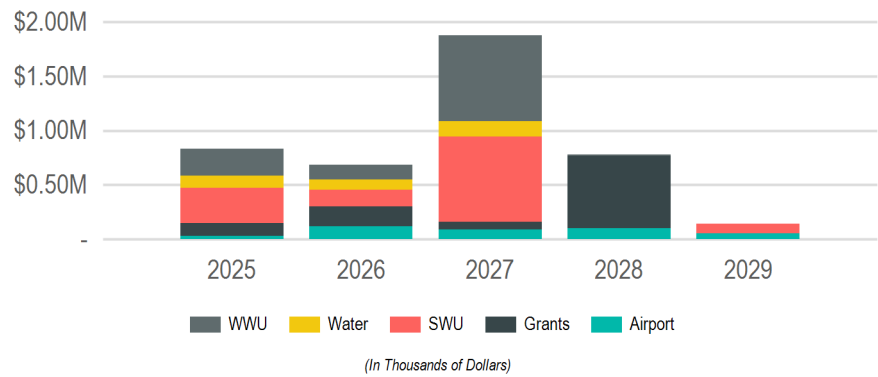
2025 Total Funding

\$834,000

2025 New Borrowing

2025 City Funded

\$714,000



Departments

Departments	2025	2026	2027	2028	2029	Total
Airport	\$150,000	\$300,000	\$160,000	\$765,000	\$51,500	\$1,426,500
Sanitary Sewer Utility	\$247,000	\$135,000	\$790,000	\$17,000	-	\$1,189,000
Stormwater Utility	\$320,000	\$157,500	\$785,000	-	\$90,000	\$1,352,500
Water Utility	\$117,000	\$90,000	\$140,000	-	-	\$347,000

Funding Sources

Source	2025	2026	2027	2028	2029	Total
Grants & Other Intergovernmental	\$120,000	\$180,000	\$71,250	\$665,000	-	\$1,036,250
Federal	-	-	\$67,500	\$630,000	-	\$697,500
State	\$120,000	\$180,000	\$3,750	\$35,000	-	\$338,750
Operating Funds	\$714,000	\$502,500	\$1,803,750	\$117,000	\$141,500	\$3,278,750
Enterprise/Utility Funds	\$714,000	\$502,500	\$1,803,750	\$117,000	\$141,500	\$3,278,750
	\$834,000	\$682,500	\$1,875,000	\$782,000	\$141,500	\$4,315,000

Enterprise Funds - Airport

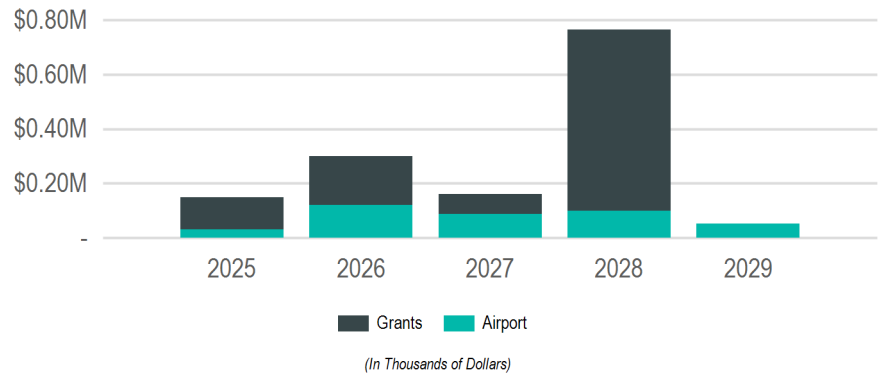
2025 Total Funding

\$150,000

2025 New Borrowing

2025 City Funded

\$30,000



Funding Sources

Source	2025	2026	2027	2028	2029	Total
Grants & Other Intergovernmental	\$120,000	\$180,000	\$71,250	\$665,000	-	\$1,036,250
Federal	-	-	\$67,500	\$630,000	-	\$697,500
State	\$120,000	\$180,000	\$3,750	\$35,000	-	\$338,750
Operating Funds	\$30,000	\$120,000	\$88,750	\$100,000	\$51,500	\$390,250
Enterprise/Utility Funds	\$30,000	\$120,000	\$88,750	\$100,000	\$51,500	\$390,250
	\$150,000	\$300,000	\$160,000	\$765,000	\$51,500	\$1,426,500

Requests

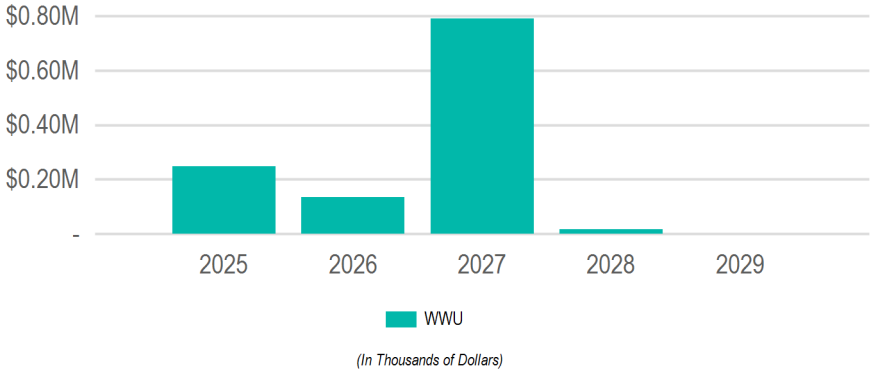
Funding Source	Past	2025	2026	2027	2028	2029	Total
[E 163]: Tractor							
<i>Airport</i>							
Grants - State	-	\$120,000	-	-	-	-	\$120,000
Operating - Airport Operating Funds	-	\$30,000	-	-	-	-	\$30,000
	-	\$150,000	-	-	-	-	\$150,000
[E289]: Sand Truck with Plow							
<i>Airport</i>							
Grants - State	-	-	\$180,000	-	-	-	\$180,000
Operating - Airport Operating Funds	-	-	\$45,000	-	-	-	\$45,000
	-	-	\$225,000	-	-	-	\$225,000
[E 165]: Airport Information Technology Equipment							
<i>Airport</i>							
Operating - Airport Operating Funds	-	-	\$75,000	-	-	-	\$75,000
	-	-	\$75,000	-	-	-	\$75,000
[E288]: Utility Mower							
<i>Airport</i>							
Operating - Airport Operating Funds	-	-	-	\$85,000	-	-	\$85,000
	-	-	-	\$85,000	-	-	\$85,000
[E336]: Runway Closure Crosses							
<i>Airport</i>							
Grants - Federal	-	-	-	\$67,500	-	-	\$67,500
Grants - State	-	-	-	\$3,750	-	-	\$3,750
Operating - Airport Operating Funds	-	-	-	\$3,750	-	-	\$3,750
	-	-	-	\$75,000	-	-	\$75,000
[E374]: Airfield Rotary Snow Plow							
<i>Airport</i>							
Grants - Federal	-	-	-	-	\$630,000	-	\$630,000
Grants - State	-	-	-	-	\$35,000	-	\$35,000
Operating - Passenger Facility Charges	-	-	-	-	\$35,000	-	\$35,000
	-	-	-	-	\$700,000	-	\$700,000
[E335]: Maintenance Pickup							
<i>Airport</i>							
Operating - Airport Operating Funds	-	-	-	-	\$65,000	-	\$65,000
	-	-	-	-	\$65,000	-	\$65,000

Requests

Funding Source	Past	2025	2026	2027	2028	2029	Total
[E373]: Mower							
<i>Airport</i>							
Operating - Airport Operating Funds	-	-	-	-	-	\$51,500	\$51,500
	-	-	-	-	-	\$51,500	\$51,500

Enterprise Funds - Sanitary Sewer Utility

2025 Total Funding
\$247,000
2025 New Borrowing
2025 City Funded
\$247,000



Funding Sources

Source	2025	2026	2027	2028	2029	Total
Operating Funds	\$247,000	\$135,000	\$790,000	\$17,000	-	\$1,189,000
Enterprise/Utility Funds	\$247,000	\$135,000	\$790,000	\$17,000	-	\$1,189,000
	\$247,000	\$135,000	\$790,000	\$17,000	-	\$1,189,000

Requests

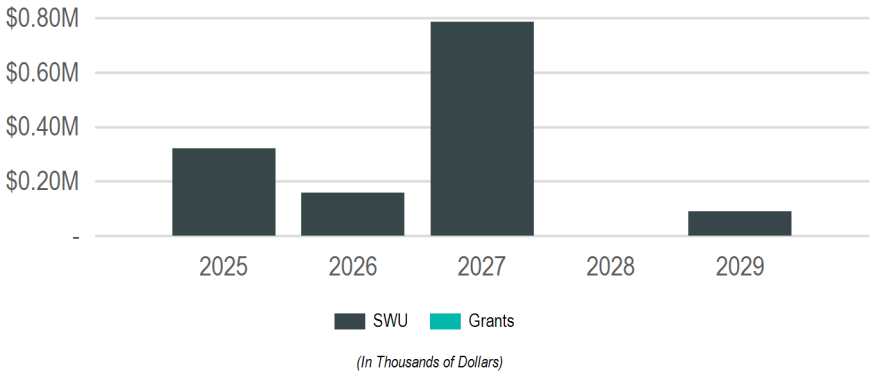
Funding Source	Past	2025	2026	2027	2028	2029	Total
[E403]: Electrician service vehicle							
<i>Sanitary Sewer Utility</i>							
Operating - Sanitary Sewer Utility Funds	-	\$90,000	-	-	-	-	\$90,000
	-	\$90,000	-	-	-	-	\$90,000
[E393]: Core and Pour Manhole Cutter							
<i>Sanitary Sewer Utility</i>							
Operating - Sanitary Sewer Utility Funds	-	\$70,000	-	-	-	-	\$70,000
	-	\$70,000	-	-	-	-	\$70,000
[E304]: Forklift							
<i>Sanitary Sewer Utility</i>							
Operating - Sanitary Sewer Utility Funds	-	\$42,000	-	-	-	-	\$42,000
	-	\$42,000	-	-	-	-	\$42,000
[E389]: Manhole Inspection Camera							
<i>Sanitary Sewer Utility</i>							
Operating - Sanitary Sewer Utility Funds	-	\$30,000	-	-	-	-	\$30,000
	-	\$30,000	-	-	-	-	\$30,000
[E395]: Root Removal Chain Scraper							
<i>Sanitary Sewer Utility</i>							
Operating - Sanitary Sewer Utility Funds	-	\$15,000	-	-	-	-	\$15,000
	-	\$15,000	-	-	-	-	\$15,000
[E398]: Utility Easement Mower							
<i>Sanitary Sewer Utility</i>							
Operating - Sanitary Sewer Utility Funds	-	-	\$75,000	-	-	-	\$75,000
	-	-	\$75,000	-	-	-	\$75,000
[E397]: Towed Crash Attenuator							
<i>Sanitary Sewer Utility</i>							
Operating - Sanitary Sewer Utility Funds	-	-	\$30,000	-	-	-	\$30,000
	-	-	\$30,000	-	-	-	\$30,000
[E402]: Electric Utility Vehicle							
<i>Sanitary Sewer Utility</i>							
Operating - Sanitary Sewer Utility Funds	-	-	\$30,000	-	-	-	\$30,000
	-	-	\$30,000	-	-	-	\$30,000
[E309]: Sewer Main Flushing Truck							
<i>Sanitary Sewer Utility</i>							
Operating - Sanitary Sewer Utility Funds	-	-	-	\$400,000	-	-	\$400,000
	-	-	-	\$400,000	-	-	\$400,000

Requests

Funding Source	Past	2025	2026	2027	2028	2029	Total
[E399]: Sewer Main Televising Truck							
<i>Sanitary Sewer Utility</i>							
Operating - Sanitary Sewer Utility Funds	-	-	-	\$300,000	-	-	\$300,000
	-	-	-	\$300,000	-	-	\$300,000
[E405]: Mechanic service vanbody chassis							
<i>Sanitary Sewer Utility</i>							
Operating - Sanitary Sewer Utility Funds	-	-	-	\$90,000	-	-	\$90,000
	-	-	-	\$90,000	-	-	\$90,000
[E409]: Rooftop-HVAC Mens'locker room							
<i>Sanitary Sewer Utility</i>							
Operating - Sanitary Sewer Utility Funds	-	-	-	-	\$17,000	-	\$17,000
	-	-	-	-	\$17,000	-	\$17,000

Enterprise Funds - Stormwater Utility

2025 Total Funding
\$320,000
2025 New Borrowing
2025 City Funded
\$320,000



Funding Sources

Source	2025	2026	2027	2028	2029	Total
Operating Funds	\$320,000	\$157,500	\$785,000	-	\$90,000	\$1,352,500
Enterprise/Utility Funds	\$320,000	\$157,500	\$785,000	-	\$90,000	\$1,352,500
	\$320,000	\$157,500	\$785,000	-	\$90,000	\$1,352,500

Requests

Funding Source	Past	2025	2026	2027	2028	2029	Total
[E253]: Hook Truck							
<i>Stormwater Utility</i>							
Operating - Storm Water Utility Funds	-	\$300,000	-	-	-	-	\$300,000
	-	\$300,000	-	-	-	-	\$300,000
[E391]: Stormwater Skid Loader Trailer							
<i>Stormwater Utility</i>							
Operating - Storm Water Utility Funds	-	\$20,000	-	-	-	-	\$20,000
	-	\$20,000	-	-	-	-	\$20,000
[E396]: Utility Flatbed Work Truck							
<i>Stormwater Utility</i>							
Operating - Storm Water Utility Funds	-	-	\$87,500	-	-	\$90,000	\$177,500
	-	-	\$87,500	-	-	\$90,000	\$177,500
[E303]: 6" Self-Priming Storm Water Pump							
<i>Stormwater Utility</i>							
Operating - Storm Water Utility Funds	-	-	\$70,000	\$85,000	-	-	\$155,000
	-	-	\$70,000	\$85,000	-	-	\$155,000
[E264]: Combination Jetting/Vacuum Truck							
<i>Stormwater Utility</i>							
Operating - Storm Water Utility Funds	-	-	-	\$700,000	-	-	\$700,000
	-	-	-	\$700,000	-	-	\$700,000

Enterprise Funds - Water Utility

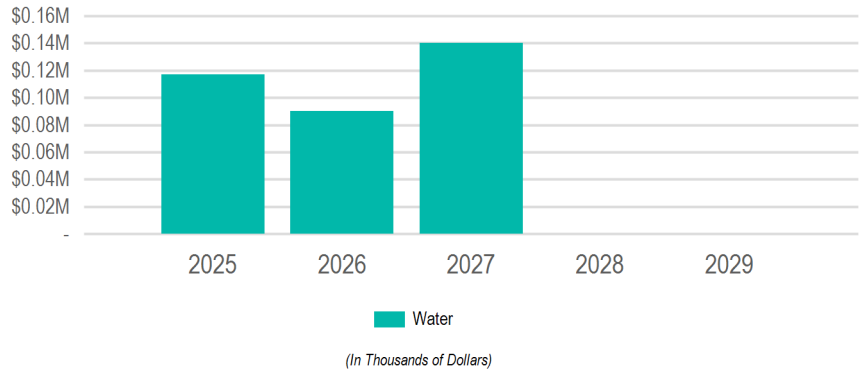
2025 Total Funding

\$117,000

2025 New Borrowing

2025 City Funded

\$117,000



Funding Sources

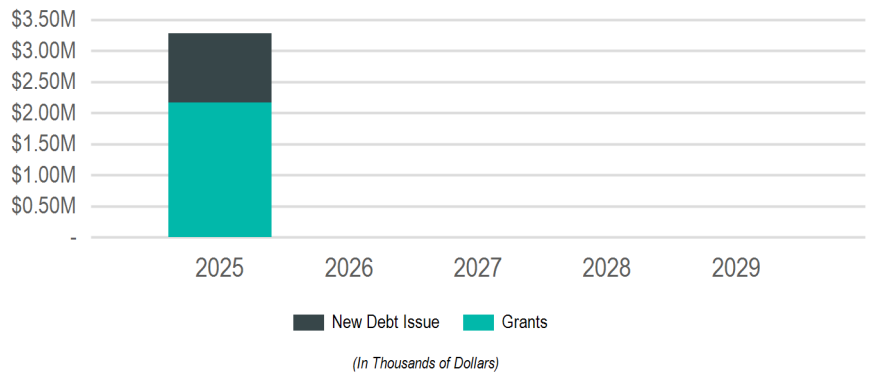
Source	2025	2026	2027	2028	2029	Total
Operating Funds	\$117,000	\$90,000	\$140,000	-	-	\$347,000
Enterprise/Utility Funds	\$117,000	\$90,000	\$140,000	-	-	\$347,000
	\$117,000	\$90,000	\$140,000	-	-	\$347,000

Requests

Funding Source	Past	2025	2026	2027	2028	2029	Total
[E413]: 1/2 Ton Truck - WTR-19							
<i>Water Utility</i>							
Operating - Water Utility Funds	-	\$80,000	-	-	-	-	\$80,000
	-	\$80,000	-	-	-	-	\$80,000
[E330]: Truck Mounted Valve Turner							
<i>Water Utility</i>							
Operating - Water Utility Funds	-	\$25,000	-	-	-	-	\$25,000
	-	\$25,000	-	-	-	-	\$25,000
[E331]: Walk Behind Saw							
<i>Water Utility</i>							
Operating - Water Utility Funds	-	\$12,000	-	-	-	-	\$12,000
	-	\$12,000	-	-	-	-	\$12,000
[E295]: Skid Steer Loader							
<i>Water Utility</i>							
Operating - Water Utility Funds	-	-	\$75,000	-	-	-	\$75,000
	-	-	\$75,000	-	-	-	\$75,000
[E296]: Miller Welder #1							
<i>Water Utility</i>							
Operating - Water Utility Funds	-	-	\$15,000	-	-	-	\$15,000
	-	-	\$15,000	-	-	-	\$15,000
[E327]: Dump Truck							
<i>Water Utility</i>							
Operating - Water Utility Funds	-	-	-	\$140,000	-	-	\$140,000
	-	-	-	\$140,000	-	-	\$140,000

Special Revenue Funds

2025 Total Funding
\$3,280,000
2025 New Borrowing
\$1,115,454
2025 City Funded
\$1,115,454



Departments

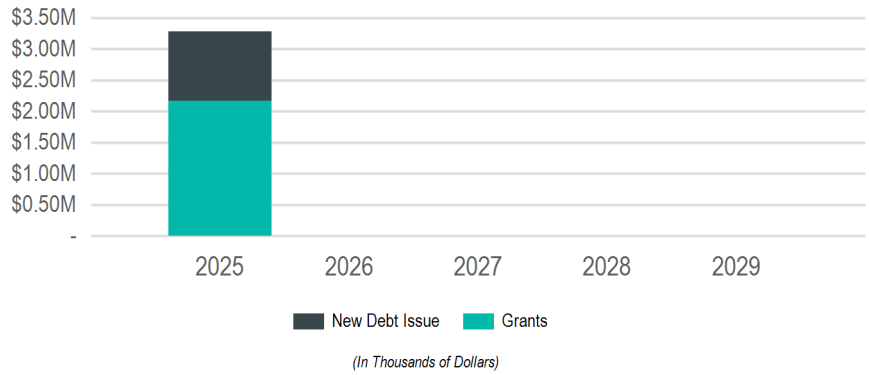
Departments	2025	2026	2027	2028	2029	Total
Municipal Transit	\$3,280,000	-	-	-	-	\$3,280,000

Funding Sources

Source	2025	2026	2027	2028	2029	Total
Borrowing	\$1,115,454	-	-	-	-	\$1,115,454
New Debt Issue	\$1,115,454	-	-	-	-	\$1,115,454
Grants & Other Intergovernmental	\$2,164,546	-	-	-	-	\$2,164,546
Federal	\$2,164,546	-	-	-	-	\$2,164,546
	\$3,280,000	-	-	-	-	\$3,280,000

Special Revenue Funds - Municipal Transit

2025 Total Funding
\$3,280,000
2025 New Borrowing
\$1,115,454
2025 City Funded
\$1,115,454



Funding Sources

Source	2025	2026	2027	2028	2029	Total
Borrowing	\$1,115,454	-	-	-	-	\$1,115,454
New Debt Issue	\$1,115,454	-	-	-	-	\$1,115,454
Grants & Other Intergovernmental	\$2,164,546	-	-	-	-	\$2,164,546
Federal	\$2,164,546	-	-	-	-	\$2,164,546
	\$3,280,000	-	-	-	-	\$3,280,000

Requests

Funding Source	Past	2025	2026	2027	2028	2029	Total
[E392]: (2) 35' Hybrid Buses							
<i>Municipal Transit</i>							
Borrowing - New Debt Issue	-	\$620,000	-	-	-	-	\$620,000
Grants - Federal	-	\$1,280,000	-	-	-	-	\$1,280,000
	-	\$1,900,000	-	-	-	-	\$1,900,000
[E390]: 35' Low Floor Clean Diesel Buses							
<i>Municipal Transit</i>							
Borrowing - New Debt Issue	-	\$395,454	-	-	-	-	\$395,454
Grants - Federal	-	\$884,546	-	-	-	-	\$884,546
	-	\$1,280,000	-	-	-	-	\$1,280,000
[E394]: Automated Vehicle Locator							
<i>Municipal Transit</i>							
Borrowing - New Debt Issue	-	\$100,000	-	-	-	-	\$100,000
	-	\$100,000	-	-	-	-	\$100,000

Leased Vehicles

The City is in partnership with Enterprise Fleet Management. The City is transitioning fleet vehicles to leased vehicles to ultimately reduce the fleet budget and to update the current aging fleet. This report details the planned amount of vehicles the City will lease from Enterprise and the annual cost for 2022. The total annual lease cost includes any cash outlay for upfitting of vehicles and is net of any trade-in sales from the replaced vehicle. A negative annual lease cost signifies that the trade in sales were more than the total annual lease cost. Lease payments for general government are not included in the individual department operating budgets. The lease payments are levied for and are in the debt service fund. Enterprise and Special Revenue Fund leases are budgeted for in their respective fund operating budget.

General Government

Vehicle Type	2025
Engineering	
SUVs	0
Trucks	7 (3 new in 2025)
Total Leased Vehicle Fleet:	7
Total Annual Lease Cost:	\$54,147
Fire	
SUVs	4
Trucks	5
Total Leased Vehicle Fleet:	9
Total Annual Lease Cost:	\$73,771
Grounds and Buildings	
Trucks	2
Total Leased Vehicle Fleet:	2
Total Annual Lease Cost:	\$14,398
Information Technology	
SUVs	0
Total Leased Vehicle Fleet:	-
Total Annual Lease Cost:	-
Parks, Recreation and Forestry	
SUVs	3
Trucks	14
Vans	2
Total Leased Vehicle Fleet:	19
Total Annual Lease Cost:	\$134,451
Police	
SUVs	18
Vans	1
Total Leased Vehicle Fleet:	19
Total Annual Lease Cost:	\$204,400
Refuse and Recycling	
Trucks	1
Total Leased Vehicle Fleet:	1
Total Annual Lease Cost:	\$6,270
Streets	
Trucks	12
Total Leased Vehicle Fleet:	12
Total Annual Lease Cost:	\$102,356
GENERAL GOVERNMENT TOTAL LEASE COST:	\$589,793

Enterprise Funds

Vehicle Type	2025
Airport	
SUVs	1
Trucks	7
Total Leased Vehicle Fleet:	8
Total Annual Lease Cost:	\$53,314
Municipal Transit	
Trucks	0
Total Leased Vehicle Fleet:	-
Total Annual Lease Cost:	-
Parking	
Trucks	5
Total Leased Vehicle Fleet:	5
Total Annual Lease Cost:	\$42,522
Sanitary Sewer Utility	
SUVs	1
Trucks	10
Vans	1
Total Leased Vehicle Fleet:	12
Total Annual Lease Cost:	\$87,609
Water Utility	
SUVs	2
Trucks	6
Vans	2
Total Leased Vehicle Fleet:	10
Total Annual Lease Cost:	\$75,174
ENTERPRISE FUNDS TOTAL LEASE COST: \$258,619	

Special Revenue Funds

Vehicle Type	2025
Municipal Transit	
Trucks	1 (1 new in 2025)
Total Leased Vehicle Fleet:	1
Total Annual Lease Cost:	\$7,749
SPECIAL REVENUE FUNDS TOTAL LEASE COST: \$7,749	