

**CITY OF LA CROSSE, WISCONSIN
CITY PLAN COMMISSION
REPORT
September 28, 2015**

➤ **AGENDA ITEM – 15-0971 (Amy Peterson)**

Review plans for a Building Expansion of Great Lakes Cheese located at 2200 Enterprise Avenue.

➤ **ROUTING:** CPC only

➤ **BACKGROUND INFORMATION:**

Map 15-0971 depicts the location of Great Lakes Cheese. The proposal is for an 850 SF expansion of their boiler room on SW side of their existing building, facing their parking lot. Materials used will be similar to those on currently on the building. This expansion is small and does not face the road.

➤ **GENERAL LOCATION:**

On Enterprise Avenue in the Interstate Industrial Park.

➤ **RECOMMENDATION OF OTHER BOARDS AND COMMISSIONS:**

N/A

➤ **CONSISTENCY WITH ADOPTED COMPREHENSIVE PLAN:**
























N/A

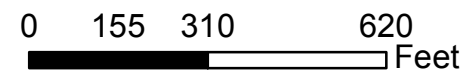
➤ **PLANNING RECOMMENDATION:**

Planning staff recommends approval of this expansion as submitted.



BASIC ZONING DISTRICTS

-  R1 - SINGLE FAMILY
-  R2 - RESIDENCE
-  WR - WASHBURN RES
-  R3 - SPECIAL RESIDENCE
-  R4 - LOW DENSITY MULTI
-  R5 - MULTIPLE DWELLING
-  R6 - SPECIAL MULTIPLE
-  PD- PLANNED DEVELOP
-  TND - TRAD NEIGH DEV.
-  C1 - LOCAL BUSINESS
-  C2 - COMMERCIAL
-  C3 - COMMUNITY BUSINESS
-  M1 - LIGHT INDUSTRIAL
-  M2 - HEAVY INDUSTRIAL
-  PS - PUBLIC & SEMI-PUBLIC
-  PL - PARKING LOT
-  UT - PUBLIC UTILITY
-  CON - CONSERVANCY
-  FW - FLOODWAY
-  A1 - AGRICULTURAL
-  EA - EXCLUSIVE AG
-  City Limits
-  SUBJECT PROPERTY





BASIC ZONING DISTRICTS

- R1 - SINGLE FAMILY
- R2 - RESIDENCE
- WR - WASHBURN RES
- R3 - SPECIAL RESIDENCE
- R4 - LOW DENSITY MULTI
- R5 - MULTIPLE DWELLING
- R6 - SPECIAL MULTIPLE
- PD- PLANNED DEVELOP
- TND - TRAD NEIGH DEV.
- C1 - LOCAL BUSINESS
- C2 - COMMERCIAL
- C3 - COMMUNITY BUSINESS
- M1 - LIGHT INDUSTRIAL
- M2 - HEAVY INDUSTRIAL
- PS - PUBLIC & SEMI-PUBLIC
- PL - PARKING LOT
- UT - PUBLIC UTILITY
- CON - CONSERVANCY
- FW - FLOODWAY
- A1 - AGRICULTURAL
- EA - EXCLUSIVE AG
- City Limits
- SUBJECT PROPERTY

