



CITY OF LA CROSSE ADA TRANSITION PLAN

December 8, 2022

LA CROSSE
WISCONSIN



Presentation Objectives



- What is the ADA?
- ADA Transition Plan specifics
- City of La Crosse ADA Transition Plan Phase I update
- Looking ahead: Phase II

Benesch ADA Team



- **Bryan Weinstein, P.E., AI/PE**, Group Manager of ADA Compliance and Accessibility Services
- **19 years of experience**
- Certified ICC **Accessibility Inspector/Plans Examiner (AI/PE)**
- **Registered Professional Engineer (P.E.)**

What is the ADA?

Basic Purpose:

“No entity shall discriminate against an individual with a disability in connection with the provision of public services.”

-Section 37.5 of the Americans with Disabilities Act



ADA Requirements

Public Agencies Must:

- Make reasonable modifications
- Provide reasonable auxiliary aids
- Remove structural and communication barriers
- Design new construction to be readily accessible

ADA Transition Plan

A public entity with 50+ employees is required to:

- Develop an **ADA Transition Plan**
- Allow **Public Participation** in the development of the Transition Plan
- **Mitigate barriers** to accessibility, as identified in the Transition Plan

ADA Transition Plan

The Plan shall:

- Identify physical obstacles
- Describe remediation method
- Specify remediation schedule
- Indicate office responsibility for implementation

ID:
2554

Facility:

Priority Score 5



Quick Fix: Yes

Built before ADA: No

Location: Main Entrance Men's Restroom

Schedule: 2021

Estimated Cost: \$100.00

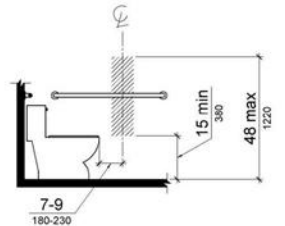
VIOLATIONS

2010 ADA Standards for Accessible Design Codes §604.7

The toilet paper dispenser is located out of the accessible reach range.

RECOMMENDATIONS

Remount the toilet paper dispenser to 7" minimum and 9" maximum in front of the water closet measured to the centerline of the dispenser. The outlet of the dispenser shall be 15" minimum and 48" maximum above the floor and shall not be located behind.



Examples of Assessed Items

- Entrances/Exits
- Accessible Routes
- Restrooms
- Drinking Fountains
- Signage
- Elevators
- Playgrounds
- Parking
- Sidewalks and trails
- Tripping hazards
- Protruding objects



Transition Plan Development

1

Phase I – Facilities Inventory

- Facilities, Programs, and Policies Inventory
 - Public Outreach

2

Phase II – Transition Plan

- Self-Evaluation
- Transition Plan Development
 - Public Outreach

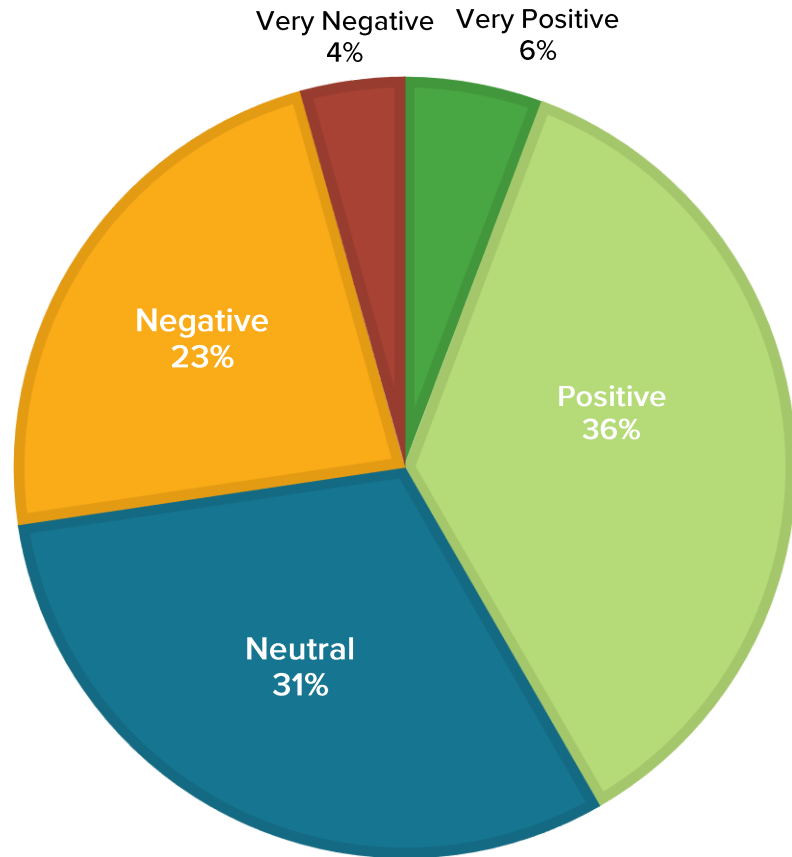
Completed

Phase I – Tasks Completed

1. Committee for Citizens with Disabilities (CCD) meeting
2. In-person department meetings
3. Public community survey
4. Inventory of facility, programs and policies
5. Public survey results presentation

Survey Results

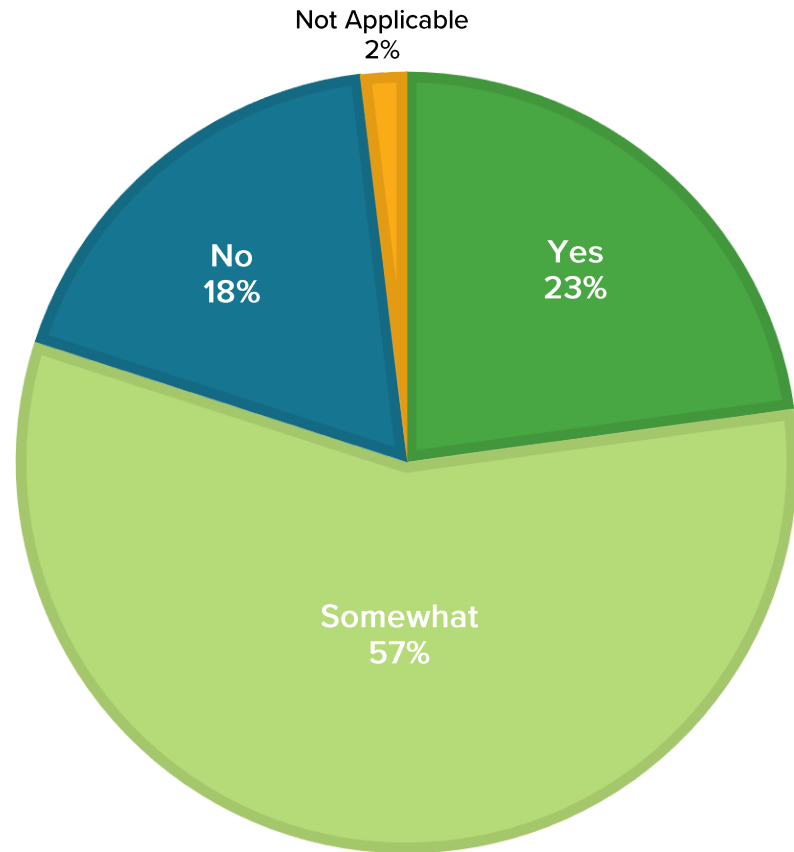
Question: Regarding accessibility, how do you feel about living and/or working in La Crosse?



- 6% Very Positive
- 36% Positive
- 31% Neutral
- 23% Negative
- 4% Very Negative

Survey Results – Sidewalks and Curb Ramps (cont.)

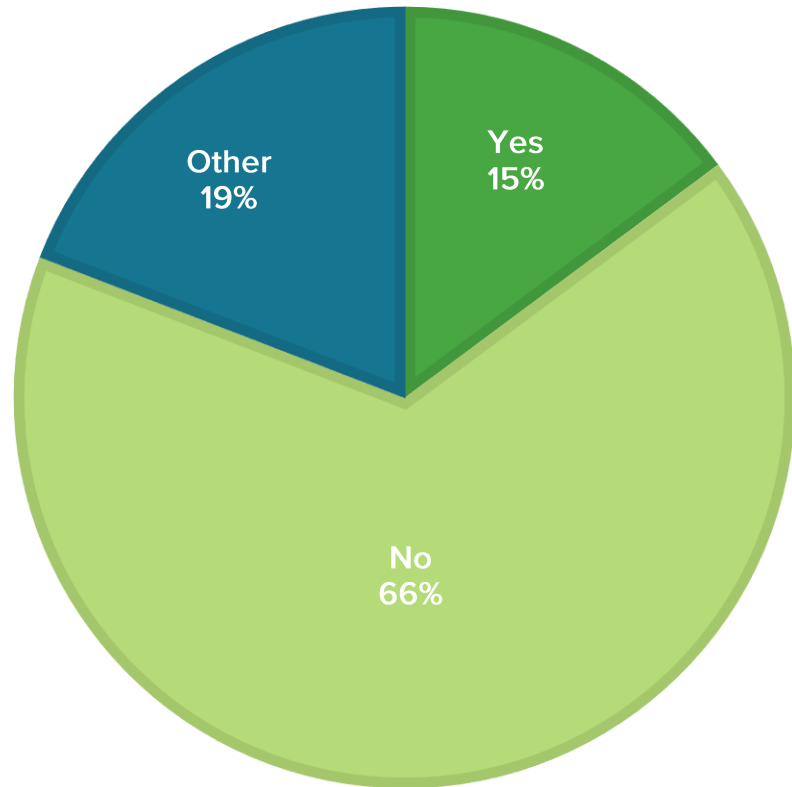
Question: In general, do you feel that the City's sidewalks/curb ramps are accessible?



- 57% Somewhat
- 23% Yes
- 18% No

Survey Results – Programs and Services (cont.)

Question: Have you encountered any obstacles to participating in a City program or activity?



- 66% No
- 15% Yes
- 19% Other

Survey/CCD Priority List

Buildings:

- La Crosse Center
- City Hall
- Police Station
- Libraries
- Fire Stations
- MTU Facilities and Buses
- Public High-Rise Buildings

Parks:

- Myrick Park and Center
- Riverside Park
- Black River Beach
- Pettibone Park and Beach
- Municipal Docks and Marina

ADA Transition Plan – Phase II

PHASE II:

- Self-Evaluation
 - Programs, Policies, and Procedures
 - Buildings & Parks
 - Bus stops
 - Sidewalks & Curb ramps
- Public Outreach
- ADA Transition Plan
- City Staff Training on ADA Requirements



THANK YOU!

If you have any questions, please contact

City of La Crosse ADA Coordinator

Cullen Haldeman (608-789-8185 or

haldemanc@cityoflacrosse.org)