

LA CROSSE WISCONSIN



2026-2030

Capital Equipment Budget

Board of Public Works - 3/17/25 DRAFT

Cover and Report Design by Bryan Stockus
Cover Photo by Mike Heeb

Table of Contents

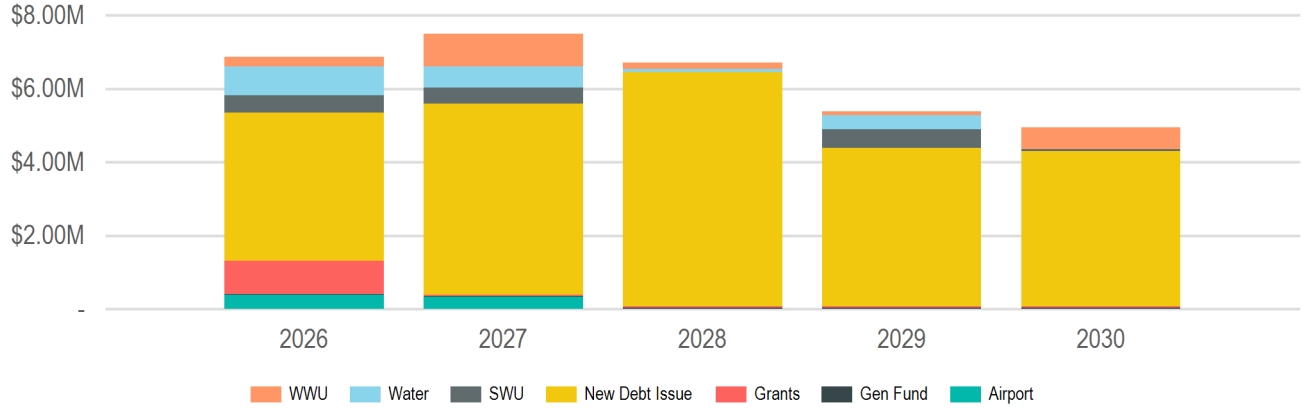
Summary	1
Funding Source	1
Departments	2
General Government	3
Citywide	4
Fire	5
Information Technology	6
La Crosse Center	7
Library	8
Parks, Recreation and Forestry	9
Planning and Development	11
Police	12
Refuse and Recycling	13
Streets	14
Enterprise Funds	16
Airport	17
Sanitary Sewer Utility	18
Stormwater Utility	20
Water Utility	21

Totals by Funding Source

2026 Total Funding
\$6,865,060

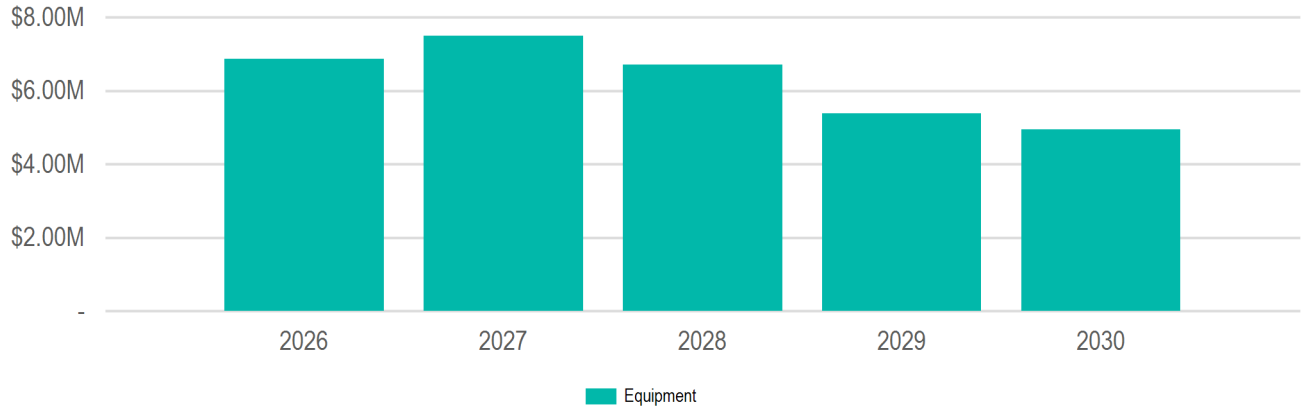
2026 New Borrowing
\$4,033,060

2026 City Funded
\$5,963,310



Source	2026	2027	2028	2029	2030	Total
Borrowing	\$4,033,060	\$5,197,566	\$6,376,001	\$4,328,078	\$4,234,615	\$24,169,320
New Debt Issue	\$4,033,060	\$5,197,566	\$6,376,001	\$4,328,078	\$4,234,615	\$24,169,320
Grants & Other Intergovernmental	\$901,750	\$34,000	\$34,000	\$34,000	\$34,000	\$1,037,750
Federal	\$845,500	-	-	-	-	\$845,500
Local	\$34,000	\$34,000	\$34,000	\$34,000	\$34,000	\$170,000
State	\$22,250	-	-	-	-	\$22,250
Operating Funds	\$1,930,250	\$2,269,500	\$297,000	\$1,024,900	\$680,000	\$6,201,650
Enterprise/Utility Funds	\$1,900,250	\$2,239,500	\$267,000	\$994,900	\$650,000	\$6,051,650
Airport Operating Funds	\$230,000	\$266,000	-	-	-	\$496,000
Passenger Facility Charges	\$152,250	\$60,000	-	-	-	\$212,250
Sanitary Sewer Utility Funds	\$268,000	\$890,000	\$167,000	\$113,500	\$600,000	\$2,038,500
Storm Water Utility Funds	\$470,000	\$443,500	-	\$500,000	\$50,000	\$1,463,500
Water Utility Funds	\$780,000	\$580,000	\$100,000	\$381,400	-	\$1,841,400
General Fund	\$30,000	\$30,000	\$30,000	\$30,000	\$30,000	\$150,000
Police Operating Budget	\$30,000	\$30,000	\$30,000	\$30,000	\$30,000	\$150,000
<i>New Borrowing Sub-Total</i>	\$4,033,060	\$5,197,566	\$6,376,001	\$4,328,078	\$4,234,615	\$24,169,320
<i>City Funded Sub-Total</i>	\$5,963,310	\$7,467,066	\$6,673,001	\$5,352,978	\$4,914,615	\$30,370,970
<i>Non-City Funded Sub-Total</i>	\$901,750	\$34,000	\$34,000	\$34,000	\$34,000	\$1,037,750
	\$6,865,060	\$7,501,066	\$6,707,001	\$5,386,978	\$4,948,615	\$31,408,720

Totals by Department

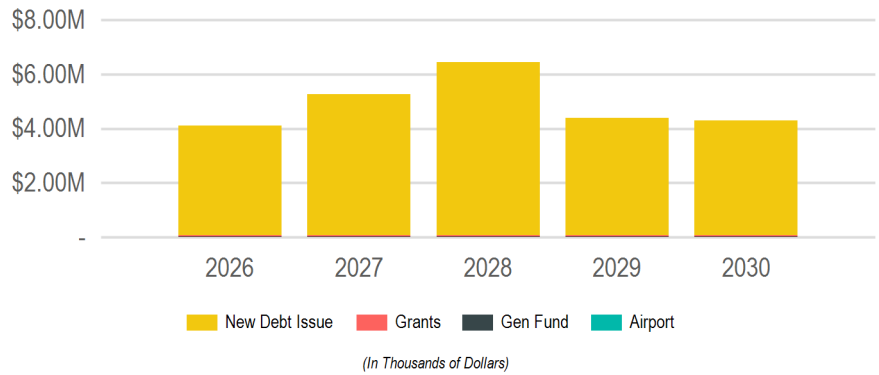


(In Thousands of Dollars)

Department	2026	2027	2028	2029	2030	Total
Enterprise Funds	\$2,768,000	\$2,239,500	\$267,000	\$994,900	\$650,000	\$6,919,400
Airport	\$1,250,000	\$326,000	-	-	-	\$1,576,000
Sanitary Sewer Utility	\$268,000	\$890,000	\$167,000	\$113,500	\$600,000	\$2,038,500
Stormwater Utility	\$470,000	\$443,500	-	\$500,000	\$50,000	\$1,463,500
Water Utility	\$780,000	\$580,000	\$100,000	\$381,400	-	\$1,841,400
General Government	\$4,097,060	\$5,261,566	\$6,440,001	\$4,392,078	\$4,298,615	\$24,489,320
Citywide	\$438,000	\$1,406,000	\$779,500	\$682,000	\$800,000	\$4,105,500
Fire	\$25,000	\$40,000	\$1,800,000	-	-	\$1,865,000
Information Technology	\$365,000	\$709,000	\$1,178,000	\$870,000	\$265,000	\$3,387,000
La Crosse Center	\$130,000	\$285,000	\$125,000	\$115,000	\$750,000	\$1,405,000
Library	\$78,400	-	-	-	-	\$78,400
Parks, Recreation and Forestry	\$350,000	\$280,000	\$185,000	\$305,000	\$350,000	\$1,470,000
Planning and Development	\$105,000	-	-	\$90,000	-	\$195,000
Police	\$589,460	\$385,000	\$235,000	\$215,000	\$215,000	\$1,639,460
Refuse and Recycling	\$157,000	\$162,000	\$175,000	\$181,000	\$188,000	\$863,000
Streets	\$1,859,200	\$1,994,566	\$1,962,501	\$1,934,078	\$1,730,615	\$9,480,960

General Government

2026 Total Funding
\$4,097,060
2026 New Borrowing
\$4,033,060
2026 City Funded
\$4,063,060



Departments

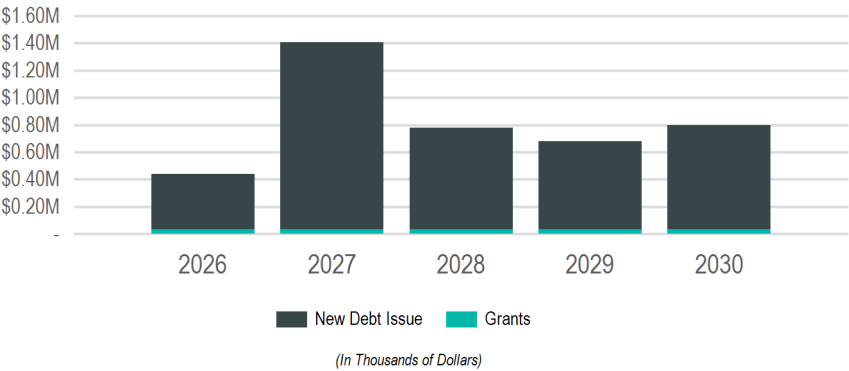
Departments	2026	2027	2028	2029	2030	Total
Citywide	\$438,000	\$1,406,000	\$779,500	\$682,000	\$800,000	\$4,105,500
Fire	\$25,000	\$40,000	\$1,800,000	-	-	\$1,865,000
Information Technology	\$365,000	\$709,000	\$1,178,000	\$870,000	\$265,000	\$3,387,000
La Crosse Center	\$130,000	\$285,000	\$125,000	\$115,000	\$750,000	\$1,405,000
Library	\$78,400	-	-	-	-	\$78,400
Parks, Recreation and Forestry	\$350,000	\$280,000	\$185,000	\$305,000	\$350,000	\$1,470,000
Planning and Development	\$105,000	-	-	\$90,000	-	\$195,000
Police	\$589,460	\$385,000	\$235,000	\$215,000	\$215,000	\$1,639,460
Refuse and Recycling	\$157,000	\$162,000	\$175,000	\$181,000	\$188,000	\$863,000
Streets	\$1,859,200	\$1,994,566	\$1,962,501	\$1,934,078	\$1,730,615	\$9,480,960

Funding Sources

Source	2026	2027	2028	2029	2030	Total
Borrowing	\$4,033,060	\$5,197,566	\$6,376,001	\$4,328,078	\$4,234,615	\$24,169,320
New Debt Issue	\$4,033,060	\$5,197,566	\$6,376,001	\$4,328,078	\$4,234,615	\$24,169,320
Grants & Other Intergovernmental	\$34,000	\$34,000	\$34,000	\$34,000	\$34,000	\$170,000
Local	\$34,000	\$34,000	\$34,000	\$34,000	\$34,000	\$170,000
Operating Funds	\$30,000	\$30,000	\$30,000	\$30,000	\$30,000	\$150,000
General Fund	\$30,000	\$30,000	\$30,000	\$30,000	\$30,000	\$150,000
	\$4,097,060	\$5,261,566	\$6,440,001	\$4,392,078	\$4,298,615	\$24,489,320

General Government - Citywide

2026 Total Funding
\$438,000
2026 New Borrowing
\$404,000
2026 City Funded
\$404,000



Funding Sources

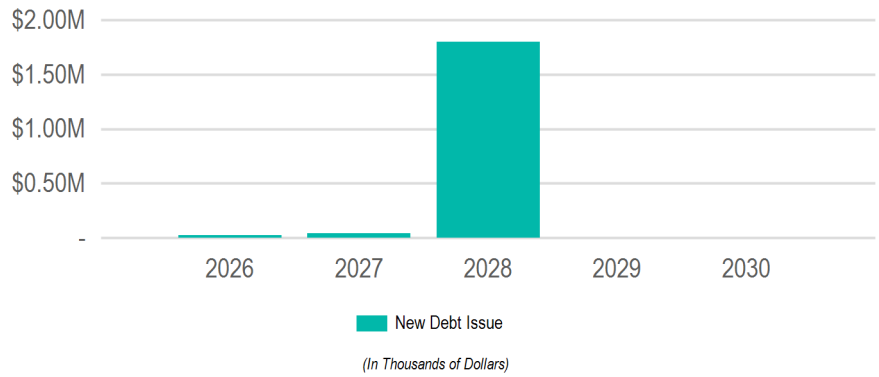
Source	2026	2027	2028	2029	2030	Total
Borrowing	\$404,000	\$1,372,000	\$745,500	\$648,000	\$766,000	\$3,935,500
New Debt Issue	\$404,000	\$1,372,000	\$745,500	\$648,000	\$766,000	\$3,935,500
Grants & Other Intergovernmental	\$34,000	\$34,000	\$34,000	\$34,000	\$34,000	\$170,000
Local	\$34,000	\$34,000	\$34,000	\$34,000	\$34,000	\$170,000
	\$438,000	\$1,406,000	\$779,500	\$682,000	\$800,000	\$4,105,500

Requests

Funding Source	Past	2026	2027	2028	2029	2030	Total
[E275]: P25 Radio System/NICE Logger/SUS/RSUS Service							
<i>Citywide</i>							
Borrowing - New Debt Issue	-	\$404,000	\$394,000	\$410,000	\$428,000	\$446,000	\$2,082,000
Grants - Local	-	\$34,000	\$34,000	\$34,000	\$34,000	\$34,000	\$170,000
	-	\$438,000	\$428,000	\$444,000	\$462,000	\$480,000	\$2,252,000
[E422]: Radio System Upgrades							
<i>Citywide</i>							
Borrowing - New Debt Issue	-	-	\$978,000	-	-	-	\$978,000
	-	-	\$978,000	-	-	-	\$978,000
[E436]: Motorola Handheld Radios							
<i>Citywide</i>							
Borrowing - New Debt Issue	-	-	-	\$220,000	\$220,000	\$320,000	\$760,000
	-	-	-	\$220,000	\$220,000	\$320,000	\$760,000
[E423]: Copier/Printer Replacement							
<i>Citywide</i>							
Borrowing - New Debt Issue	-	-	-	\$115,500	-	-	\$115,500
	-	-	-	\$115,500	-	-	\$115,500

General Government - Fire

2026 Total Funding
\$25,000
2026 New Borrowing
\$25,000
2026 City Funded
\$25,000



Funding Sources

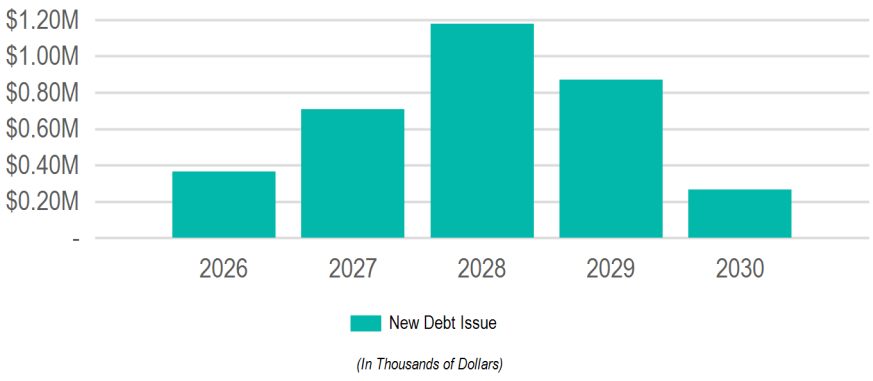
Source	2026	2027	2028	2029	2030	Total
Borrowing	\$25,000	\$40,000	\$1,800,000	-	-	\$1,865,000
New Debt Issue	\$25,000	\$40,000	\$1,800,000	-	-	\$1,865,000
	\$25,000	\$40,000	\$1,800,000	-	-	\$1,865,000

Requests

Funding Source	Past	2026	2027	2028	2029	2030	Total
[E455]: Fire Hose							
<i>Fire</i>							
Borrowing - New Debt Issue	-	\$25,000	-	-	-	-	\$25,000
	-	\$25,000	-	-	-	-	\$25,000
[E109]: Special Operations Teams and Urban Search and Rescue Response Equipment							
<i>Fire</i>							
Borrowing - New Debt Issue	-	-	\$40,000	-	-	-	\$40,000
	-	-	\$40,000	-	-	-	\$40,000
[E263]: Quint/Aerial Ladder replacement							
<i>Fire</i>							
Borrowing - New Debt Issue	-	-	-	\$1,725,000	-	-	\$1,725,000
	-	-	-	\$1,725,000	-	-	\$1,725,000
[E97]: Training Site - Equipment Improvements and Live Burn Engineering Requirements							
<i>Fire</i>							
Borrowing - New Debt Issue	-	-	-	\$50,000	-	-	\$50,000
	-	-	-	\$50,000	-	-	\$50,000
[E196]: Thermal Imaging Cameras							
<i>Fire</i>							
Borrowing - New Debt Issue	-	-	-	\$25,000	-	-	\$25,000
	-	-	-	\$25,000	-	-	\$25,000

General Government - Information Technology

2026 Total Funding
\$365,000
2026 New Borrowing
\$365,000
2026 City Funded
\$365,000



Funding Sources

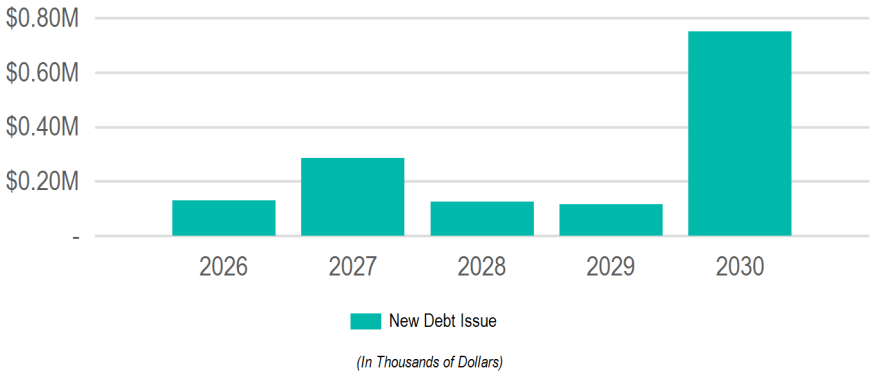
Source	2026	2027	2028	2029	2030	Total
Borrowing	\$365,000	\$709,000	\$1,178,000	\$870,000	\$265,000	\$3,387,000
New Debt Issue	\$365,000	\$709,000	\$1,178,000	\$870,000	\$265,000	\$3,387,000
	\$365,000	\$709,000	\$1,178,000	\$870,000	\$265,000	\$3,387,000

Requests

Funding Source	Past	2026	2027	2028	2029	2030	Total
[E105]: Networking/Backbone Upgrades							
<i>Information Technology</i>							
Borrowing - New Debt Issue	-	\$240,000	\$525,000	\$655,000	\$455,000	\$25,000	\$1,900,000
	-	\$240,000	\$525,000	\$655,000	\$455,000	\$25,000	\$1,900,000
[E61]: City Technology Upgrades							
<i>Information Technology</i>							
Borrowing - New Debt Issue	-	\$125,000	\$144,000	\$483,000	\$350,000	\$200,000	\$1,302,000
	-	\$125,000	\$144,000	\$483,000	\$350,000	\$200,000	\$1,302,000
[E101]: Domain Awareness, Building Security and Smart City							
<i>Information Technology</i>							
Borrowing - New Debt Issue	-	-	\$40,000	\$40,000	\$40,000	\$40,000	\$160,000
	-	-	\$40,000	\$40,000	\$40,000	\$40,000	\$160,000
[E437]: Server Room UPS Batteries							
<i>Information Technology</i>							
Borrowing - New Debt Issue	-	-	-	-	\$25,000	-	\$25,000
	-	-	-	-	\$25,000	-	\$25,000

General Government - La Crosse Center

2026 Total Funding
\$130,000
2026 New Borrowing
\$130,000
2026 City Funded
\$130,000



Funding Sources

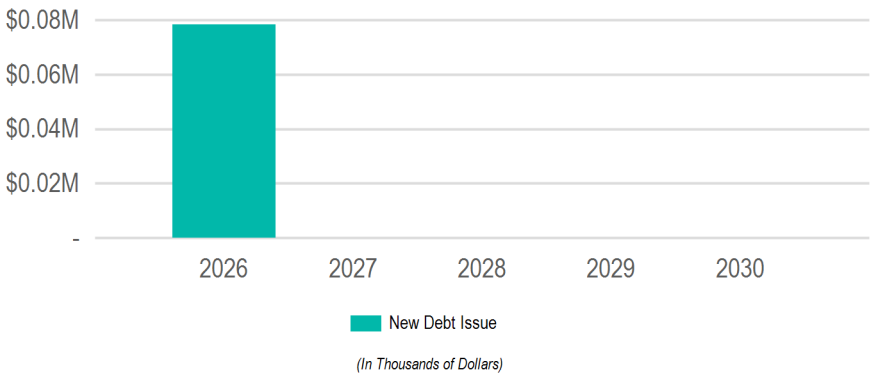
Source	2026	2027	2028	2029	2030	Total
Borrowing	\$130,000	\$285,000	\$125,000	\$115,000	\$750,000	\$1,405,000
New Debt Issue	\$130,000	\$285,000	\$125,000	\$115,000	\$750,000	\$1,405,000
	\$130,000	\$285,000	\$125,000	\$115,000	\$750,000	\$1,405,000

Requests

Funding Source	Past	2026	2027	2028	2029	2030	Total
[E457]: Tables							
<i>La Crosse Center</i>							
Borrowing - New Debt Issue	-	\$85,000	-	-	-	-	\$85,000
	-	\$85,000	-	-	-	-	\$85,000
[E349]: Forklift							
<i>La Crosse Center</i>							
Borrowing - New Debt Issue	-	\$45,000	-	-	-	-	\$45,000
	-	\$45,000	-	-	-	-	\$45,000
[E357]: Display Board							
<i>La Crosse Center</i>							
Borrowing - New Debt Issue	-	-	\$225,000	-	-	-	\$225,000
	-	-	\$225,000	-	-	-	\$225,000
[E354]: Scissors lift							
<i>La Crosse Center</i>							
Borrowing - New Debt Issue	-	-	\$60,000	-	-	-	\$60,000
	-	-	\$60,000	-	-	-	\$60,000
[E430]: Generator							
<i>La Crosse Center</i>							
Borrowing - New Debt Issue	-	-	-	\$100,000	-	-	\$100,000
	-	-	-	\$100,000	-	-	\$100,000
[E456]: Walk In Cooler							
<i>La Crosse Center</i>							
Borrowing - New Debt Issue	-	-	-	\$25,000	-	-	\$25,000
	-	-	-	\$25,000	-	-	\$25,000
[E453]: Large Scrubber							
<i>La Crosse Center</i>							
Borrowing - New Debt Issue	-	-	-	-	\$100,000	-	\$100,000
	-	-	-	-	\$100,000	-	\$100,000
[E454]: Carpet Sweeper Vacuum							
<i>La Crosse Center</i>							
Borrowing - New Debt Issue	-	-	-	-	\$15,000	-	\$15,000
	-	-	-	-	\$15,000	-	\$15,000
[E387]: Video Score Board							
<i>La Crosse Center</i>							
Borrowing - New Debt Issue	-	-	-	-	-	\$750,000	\$750,000
	-	-	-	-	-	\$750,000	\$750,000

General Government - Library

2026 Total Funding
\$78,400
2026 New Borrowing
\$78,400
2026 City Funded
\$78,400



Funding Sources

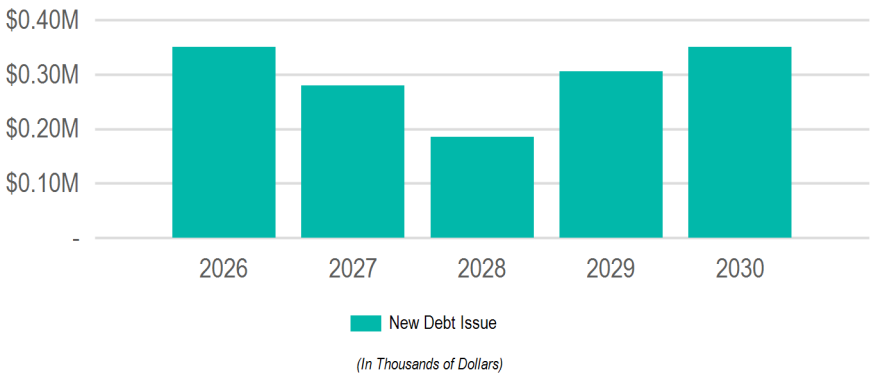
Source	2026	2027	2028	2029	2030	Total
Borrowing	\$78,400	-	-	-	-	\$78,400
New Debt Issue	\$78,400	-	-	-	-	\$78,400
	\$78,400	-	-	-	-	\$78,400

Requests

Funding Source	Past	2026	2027	2028	2029	2030	Total
[E385]: Library Network/Backbone Upgrades							
<i>Library</i>							
Borrowing - New Debt Issue	-	\$78,400	-	-	-	-	\$78,400
	-	\$78,400	-	-	-	-	\$78,400

General Government - Parks, Recreation and Forestry

2026 Total Funding
\$350,000
2026 New Borrowing
\$350,000
2026 City Funded
\$350,000



Funding Sources

Source	2026	2027	2028	2029	2030	Total
Borrowing	\$350,000	\$280,000	\$185,000	\$305,000	\$350,000	\$1,470,000
New Debt Issue	\$350,000	\$280,000	\$185,000	\$305,000	\$350,000	\$1,470,000
	\$350,000	\$280,000	\$185,000	\$305,000	\$350,000	\$1,470,000

Requests

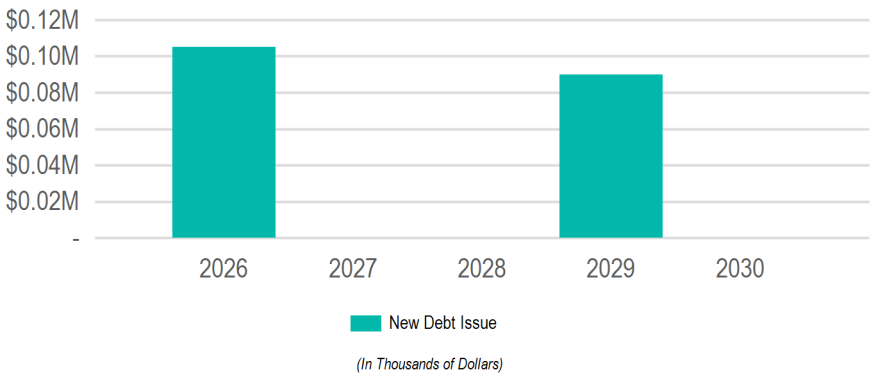
Funding Source	Past	2026	2027	2028	2029	2030	Total
[E439]: Flatbed Trucks							
<i>Parks, Recreation and Forestry</i>							
Borrowing - New Debt Issue	-	\$200,000	-	-	-	-	\$200,000
	-	\$200,000	-	-	-	-	\$200,000
[E328]: Zamboni							
<i>Parks, Recreation and Forestry</i>							
Borrowing - New Debt Issue	-	\$150,000	-	-	-	-	\$150,000
	-	\$150,000	-	-	-	-	\$150,000
[E266]: Aerial Lift Truck							
<i>Parks, Recreation and Forestry</i>							
Borrowing - New Debt Issue	-	-	\$280,000	-	-	-	\$280,000
	-	-	\$280,000	-	-	-	\$280,000
[E410]: Lawn Mower							
<i>Parks, Recreation and Forestry</i>							
Borrowing - New Debt Issue	-	-	-	\$150,000	-	-	\$150,000
	-	-	-	\$150,000	-	-	\$150,000
[E239]: Turf Gator							
<i>Parks, Recreation and Forestry</i>							
Borrowing - New Debt Issue	-	-	-	\$35,000	-	-	\$35,000
	-	-	-	\$35,000	-	-	\$35,000
[E345]: Dump Truck							
<i>Parks, Recreation and Forestry</i>							
Borrowing - New Debt Issue	-	-	-	-	\$230,000	-	\$230,000
	-	-	-	-	\$230,000	-	\$230,000
[E401]: Greens Mower							
<i>Parks, Recreation and Forestry</i>							
Borrowing - New Debt Issue	-	-	-	-	\$47,000	-	\$47,000
	-	-	-	-	\$47,000	-	\$47,000
[E411]: Driving Range Picker							
<i>Parks, Recreation and Forestry</i>							
Borrowing - New Debt Issue	-	-	-	-	\$28,000	-	\$28,000
	-	-	-	-	\$28,000	-	\$28,000
[E325]: Front End Loader							
<i>Parks, Recreation and Forestry</i>							
Borrowing - New Debt Issue	-	-	-	-	-	\$150,000	\$150,000
	-	-	-	-	-	\$150,000	\$150,000

Requests

Funding Source	Past	2026	2027	2028	2029	2030	Total
[E440]: Utility Tractor							
<i>Parks, Recreation and Forestry</i>							
Borrowing - New Debt Issue	-	-	-	-	-	\$75,000	\$75,000
	-	-	-	-	-	\$75,000	\$75,000
[E441]: mini skidsteer							
<i>Parks, Recreation and Forestry</i>							
Borrowing - New Debt Issue	-	-	-	-	-	\$75,000	\$75,000
	-	-	-	-	-	\$75,000	\$75,000
[E428]: Mower							
<i>Parks, Recreation and Forestry</i>							
Borrowing - New Debt Issue	-	-	-	-	-	\$50,000	\$50,000
	-	-	-	-	-	\$50,000	\$50,000

General Government - Planning and Development

2026 Total Funding
\$105,000
2026 New Borrowing
\$105,000
2026 City Funded
\$105,000



Funding Sources

Source	2026	2027	2028	2029	2030	Total
Borrowing	\$105,000	-	-	\$90,000	-	\$195,000
New Debt Issue	\$105,000	-	-	\$90,000	-	\$195,000
	\$105,000	-	-	\$90,000	-	\$195,000

Requests

Funding Source	Past	2026	2027	2028	2029	2030	Total
----------------	------	------	------	------	------	------	-------

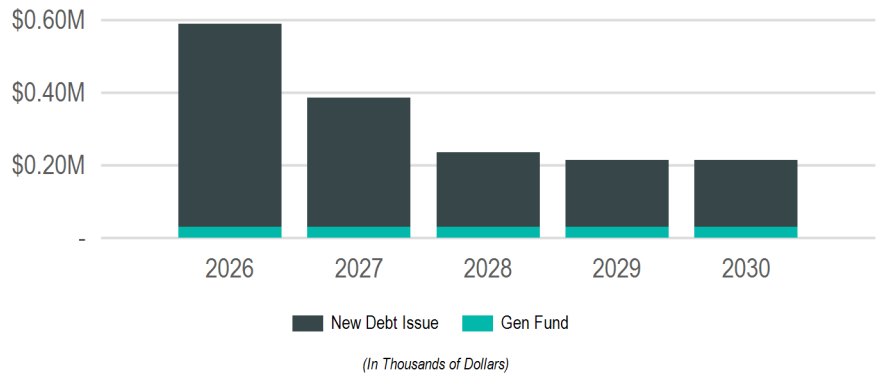
[E480]: Vehicles

Planning and Development

Borrowing - New Debt Issue	-	\$105,000	-	-	\$90,000	-	\$195,000
	-	\$105,000	-	-	\$90,000	-	\$195,000

General Government - Police

2026 Total Funding
\$589,460
2026 New Borrowing
\$559,460
2026 City Funded
\$589,460



Funding Sources

Source	2026	2027	2028	2029	2030	Total
Borrowing	\$559,460	\$355,000	\$205,000	\$185,000	\$185,000	\$1,489,460
New Debt Issue	\$559,460	\$355,000	\$205,000	\$185,000	\$185,000	\$1,489,460
Operating Funds	\$30,000	\$30,000	\$30,000	\$30,000	\$30,000	\$150,000
General Fund	\$30,000	\$30,000	\$30,000	\$30,000	\$30,000	\$150,000
	\$589,460	\$385,000	\$235,000	\$215,000	\$215,000	\$1,639,460

Requests

Funding Source	Past	2026	2027	2028	2029	2030	Total
[E421]: Motorola Handheld Radios							
<i>Police</i>							
Borrowing - New Debt Issue	-	\$314,460	-	-	-	-	\$314,460
	-	\$314,460	-	-	-	-	\$314,460
[E450]: Body-Worn Cameras/Squad Cameras							
<i>Police</i>							
Borrowing - New Debt Issue	-	\$185,000	\$185,000	\$185,000	\$185,000	\$185,000	\$925,000
	-	\$185,000	\$185,000	\$185,000	\$185,000	\$185,000	\$925,000
[E51]: Bullet Resistant Vests							
<i>Police</i>							
Borrowing - New Debt Issue	-	\$20,000	\$20,000	\$20,000	-	-	\$60,000
Operating - General - Police Operating Budget (Dept 850)	-	\$30,000	\$30,000	\$30,000	\$30,000	\$30,000	\$150,000
	-	\$50,000	\$50,000	\$50,000	\$30,000	\$30,000	\$210,000
[E443]: Automated License Plate Reader							
<i>Police</i>							
Borrowing - New Debt Issue	-	\$40,000	-	-	-	-	\$40,000
	-	\$40,000	-	-	-	-	\$40,000
[E449]: Tasers							
<i>Police</i>							
Borrowing - New Debt Issue	-	-	\$150,000	-	-	-	\$150,000
	-	-	\$150,000	-	-	-	\$150,000

General Government - Refuse and Recycling

2026 Total Funding

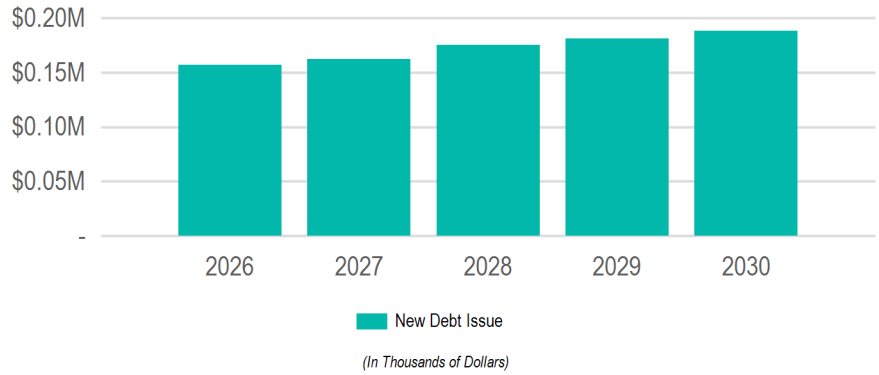
\$157,000

2026 New Borrowing

\$157,000

2026 City Funded

\$157,000



Funding Sources

Source	2026	2027	2028	2029	2030	Total
Borrowing	\$157,000	\$162,000	\$175,000	\$181,000	\$188,000	\$863,000
New Debt Issue	\$157,000	\$162,000	\$175,000	\$181,000	\$188,000	\$863,000
	\$157,000	\$162,000	\$175,000	\$181,000	\$188,000	\$863,000

Requests

Funding Source	Past	2026	2027	2028	2029	2030	Total
----------------	------	------	------	------	------	------	-------

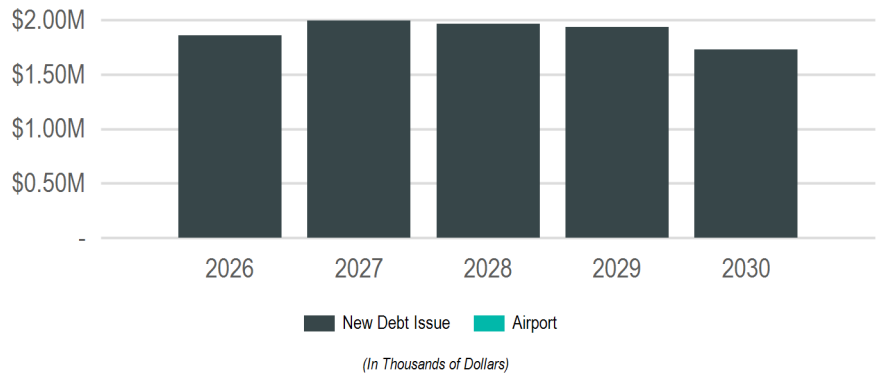
[E49]: Leaf Vacuum Collector

Refuse and Recycling

Borrowing - New Debt Issue	-	\$157,000	\$162,000	\$175,000	\$181,000	\$188,000	\$863,000
	-	\$157,000	\$162,000	\$175,000	\$181,000	\$188,000	\$863,000

General Government - Streets

2026 Total Funding
\$1,859,200
2026 New Borrowing
\$1,859,200
2026 City Funded
\$1,859,200



Funding Sources

Source	2026	2027	2028	2029	2030	Total
Borrowing	\$1,859,200	\$1,994,566	\$1,962,501	\$1,934,078	\$1,730,615	\$9,480,960
New Debt Issue	\$1,859,200	\$1,994,566	\$1,962,501	\$1,934,078	\$1,730,615	\$9,480,960
	\$1,859,200	\$1,994,566	\$1,962,501	\$1,934,078	\$1,730,615	\$9,480,960

Requests

Funding Source	Past	2026	2027	2028	2029	2030	Total
[E86]: Tandem Axle Dump Truck with Front and Wing Plow							
<i>Streets</i>							
Borrowing - New Debt Issue	-	\$816,200	\$774,586	\$355,680	\$369,992	\$390,000	\$2,706,458
	-	\$816,200	\$774,586	\$355,680	\$369,992	\$390,000	\$2,706,458
[E87]: Single Axle Dump Truck w/Plow							
<i>Streets</i>							
Borrowing - New Debt Issue	-	\$533,000	\$564,980	\$876,821	\$909,086	\$635,615	\$3,519,502
	-	\$533,000	\$564,980	\$876,821	\$909,086	\$635,615	\$3,519,502
[E319]: Pavement Roller							
<i>Streets</i>							
Borrowing - New Debt Issue	-	\$205,000	-	-	-	-	\$205,000
	-	\$205,000	-	-	-	-	\$205,000
[E445]: Excavator							
<i>Streets</i>							
Borrowing - New Debt Issue	-	\$190,000	-	-	-	-	\$190,000
	-	\$190,000	-	-	-	-	\$190,000
[E318]: Column Lift							
<i>Streets</i>							
Borrowing - New Debt Issue	-	\$115,000	-	-	-	-	\$115,000
	-	\$115,000	-	-	-	-	\$115,000
[E316]: Loader							
<i>Streets</i>							
Borrowing - New Debt Issue	-	-	\$285,000	\$300,000	\$185,000	-	\$770,000
	-	-	\$285,000	\$300,000	\$185,000	-	\$770,000
[E91]: Quad Axle Dump Truck							
<i>Streets</i>							
Borrowing - New Debt Issue	-	-	\$285,000	-	\$290,000	-	\$575,000
	-	-	\$285,000	-	\$290,000	-	\$575,000
[E317]: Crack Filler/ Patcher							
<i>Streets</i>							
Borrowing - New Debt Issue	-	-	\$85,000	\$90,000	-	-	\$175,000
	-	-	\$85,000	\$90,000	-	-	\$175,000
[E448]: Skid Steer							
<i>Streets</i>							
Borrowing - New Debt Issue	-	-	-	\$125,000	-	-	\$125,000
	-	-	-	\$125,000	-	-	\$125,000

Requests

Funding Source	Past	2026	2027	2028	2029	2030	Total
[E459]: Sidewalk Machine							
<i>Streets</i>							
Borrowing - New Debt Issue	-	-	-	\$115,000	-	\$300,000	\$415,000
	-	-	-	\$115,000	-	\$300,000	\$415,000
[E452]: Concrete Saw							
<i>Streets</i>							
Borrowing - New Debt Issue	-	-	-	\$50,000	-	\$55,000	\$105,000
	-	-	-	\$50,000	-	\$55,000	\$105,000
[E460]: Tag Trailer							
<i>Streets</i>							
Borrowing - New Debt Issue	-	-	-	\$50,000	-	\$100,000	\$150,000
	-	-	-	\$50,000	-	\$100,000	\$150,000
[E417]: Aerial Platform Truck							
<i>Streets</i>							
Borrowing - New Debt Issue	-	-	-	-	\$180,000	-	\$180,000
	-	-	-	-	\$180,000	-	\$180,000
[E464]: Snow Blower for Loader							
<i>Streets</i>							
Borrowing - New Debt Issue	-	-	-	-	-	\$250,000	\$250,000
	-	-	-	-	-	\$250,000	\$250,000

Enterprise Funds

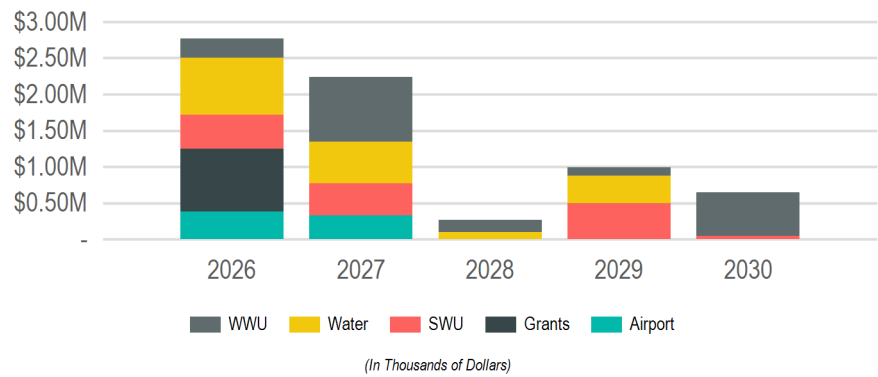
2026 Total Funding

\$2,768,000

2026 New Borrowing

2026 City Funded

\$1,900,250



Departments

Departments	2026	2027	2028	2029	2030	Total
Airport	\$1,250,000	\$326,000	-	-	-	\$1,576,000
Sanitary Sewer Utility	\$268,000	\$890,000	\$167,000	\$113,500	\$600,000	\$2,038,500
Stormwater Utility	\$470,000	\$443,500	-	\$500,000	\$50,000	\$1,463,500
Water Utility	\$780,000	\$580,000	\$100,000	\$381,400	-	\$1,841,400

Funding Sources

Source	2026	2027	2028	2029	2030	Total
Grants & Other Intergovernmental	\$867,750	-	-	-	-	\$867,750
Federal	\$845,500	-	-	-	-	\$845,500
State	\$22,250	-	-	-	-	\$22,250
Operating Funds	\$1,900,250	\$2,239,500	\$267,000	\$994,900	\$650,000	\$6,051,650
Enterprise/Utility Funds	\$1,900,250	\$2,239,500	\$267,000	\$994,900	\$650,000	\$6,051,650
	\$2,768,000	\$2,239,500	\$267,000	\$994,900	\$650,000	\$6,919,400

Enterprise Funds - Airport

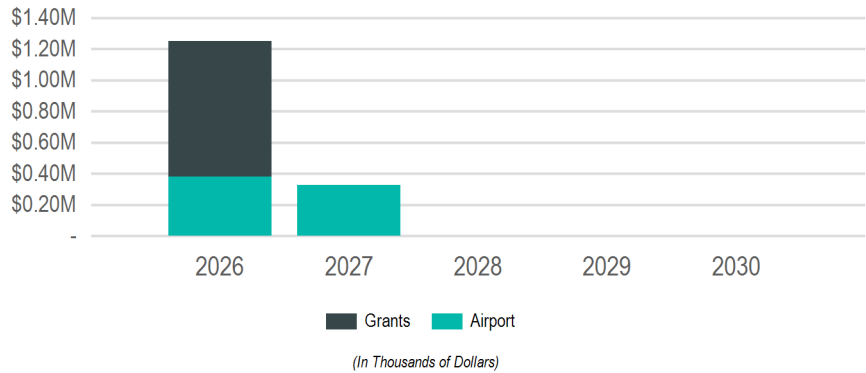
2026 Total Funding

\$1,250,000

2026 New Borrowing

2026 City Funded

\$382,250



Funding Sources

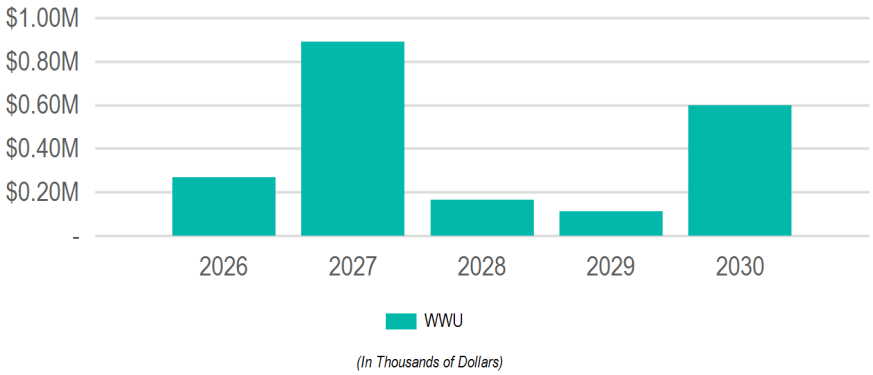
Source	2026	2027	2028	2029	2030	Total
Grants & Other Intergovernmental	\$867,750	-	-	-	-	\$867,750
Federal	\$845,500	-	-	-	-	\$845,500
State	\$22,250	-	-	-	-	\$22,250
Operating Funds	\$382,250	\$326,000	-	-	-	\$708,250
Enterprise/Utility Funds	\$382,250	\$326,000	-	-	-	\$708,250
	\$1,250,000	\$326,000	-	-	-	\$1,576,000

Requests

Funding Source	Past	2026	2027	2028	2029	2030	Total
[E479]: Airfield Snowblower							
<i>Airport</i>							
Grants - Federal	-	\$845,500	-	-	-	-	\$845,500
Grants - State	-	\$22,250	-	-	-	-	\$22,250
Operating - Passenger Facility Charges	-	\$22,250	-	-	-	-	\$22,250
	-	\$890,000	-	-	-	-	\$890,000
[E165]: Airport Information Technology Equipment							
<i>Airport</i>							
Operating - Airport Operating Funds	-	\$175,000	-	-	-	-	\$175,000
	-	\$175,000	-	-	-	-	\$175,000
[E438]: Airport Security Access Control System Upgrade							
<i>Airport</i>							
Operating - Passenger Facility Charges	-	\$130,000	\$60,000	-	-	-	\$190,000
	-	\$130,000	\$60,000	-	-	-	\$190,000
[E433]: Heavy Vehicle Maintenance Lifts							
<i>Airport</i>							
Operating - Airport Operating Funds	-	\$55,000	-	-	-	-	\$55,000
	-	\$55,000	-	-	-	-	\$55,000
[E288]: Utility Mower (Landside)							
<i>Airport</i>							
Operating - Airport Operating Funds	-	-	\$85,000	-	-	-	\$85,000
	-	-	\$85,000	-	-	-	\$85,000
[E373]: Airfield Mower (Small)							
<i>Airport</i>							
Operating - Airport Operating Funds	-	-	\$66,000	-	-	-	\$66,000
	-	-	\$66,000	-	-	-	\$66,000
[E335]: Maintenance Pickup							
<i>Airport</i>							
Operating - Airport Operating Funds	-	-	\$65,000	-	-	-	\$65,000
	-	-	\$65,000	-	-	-	\$65,000
[E432]: Scissors Lift							
<i>Airport</i>							
Operating - Airport Operating Funds	-	-	\$50,000	-	-	-	\$50,000
	-	-	\$50,000	-	-	-	\$50,000

Enterprise Funds - Sanitary Sewer Utility

2026 Total Funding
\$268,000
2026 New Borrowing
2026 City Funded
\$268,000



Funding Sources

Source	2026	2027	2028	2029	2030	Total
Operating Funds	\$268,000	\$890,000	\$167,000	\$113,500	\$600,000	\$2,038,500
Enterprise/Utility Funds	\$268,000	\$890,000	\$167,000	\$113,500	\$600,000	\$2,038,500
	\$268,000	\$890,000	\$167,000	\$113,500	\$600,000	\$2,038,500

Requests

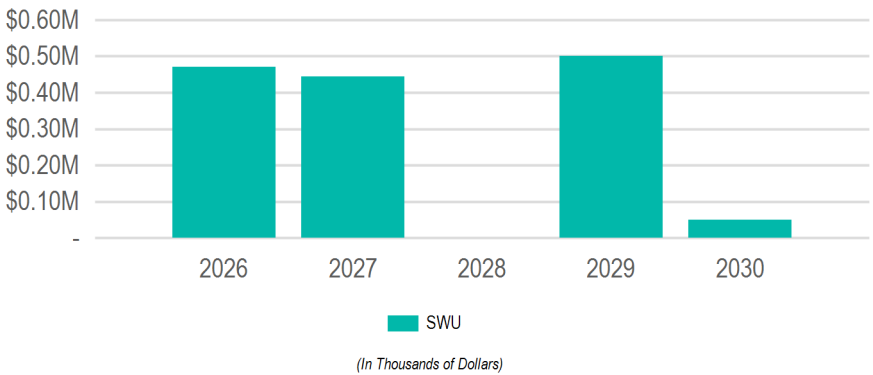
Funding Source	Past	2026	2027	2028	2029	2030	Total
[E398]: Utility Easement Mower							
<i>Sanitary Sewer Utility</i>							
Operating - Sanitary Sewer Utility Funds	-	\$75,000	-	-	-	-	\$75,000
	-	\$75,000	-	-	-	-	\$75,000
[E446]: Boerger lobe pump							
<i>Sanitary Sewer Utility</i>							
Operating - Sanitary Sewer Utility Funds	-	\$50,000	-	-	-	-	\$50,000
	-	\$50,000	-	-	-	-	\$50,000
[E442]: Utility Locator van							
<i>Sanitary Sewer Utility</i>							
Operating - Sanitary Sewer Utility Funds	-	\$45,000	-	-	-	-	\$45,000
	-	\$45,000	-	-	-	-	\$45,000
[E397]: Towed Crash Attenuator							
<i>Sanitary Sewer Utility</i>							
Operating - Sanitary Sewer Utility Funds	-	\$30,000	-	-	-	-	\$30,000
	-	\$30,000	-	-	-	-	\$30,000
[E402]: Electric Utility Vehicle							
<i>Sanitary Sewer Utility</i>							
Operating - Sanitary Sewer Utility Funds	-	\$30,000	-	-	-	-	\$30,000
	-	\$30,000	-	-	-	-	\$30,000
[E474]: Hydraulic Hose Reel							
<i>Sanitary Sewer Utility</i>							
Operating - Sanitary Sewer Utility Funds	-	\$25,000	-	-	-	-	\$25,000
	-	\$25,000	-	-	-	-	\$25,000
[E466]: Wastewater sampler							
<i>Sanitary Sewer Utility</i>							
Operating - Sanitary Sewer Utility Funds	-	\$13,000	-	-	-	-	\$13,000
	-	\$13,000	-	-	-	-	\$13,000
[E309]: Sewer Main Flushing Truck							
<i>Sanitary Sewer Utility</i>							
Operating - Sanitary Sewer Utility Funds	-	-	\$800,000	-	-	-	\$800,000
	-	-	\$800,000	-	-	-	\$800,000
[E405]: Mechanic service vanbody chassis							
<i>Sanitary Sewer Utility</i>							
Operating - Sanitary Sewer Utility Funds	-	-	\$90,000	-	-	-	\$90,000
	-	-	\$90,000	-	-	-	\$90,000

Requests

Funding Source	Past	2026	2027	2028	2029	2030	Total
[E461]: Electrical Vehicle							
<i>Sanitary Sewer Utility</i>							
Operating - Sanitary Sewer Utility Funds	-	-	-	\$100,000	-	-	\$100,000
	-	-	-	\$100,000	-	-	\$100,000
[E475]: S-45 3/4 ton 4x4 pickup truck							
<i>Sanitary Sewer Utility</i>							
Operating - Sanitary Sewer Utility Funds	-	-	-	\$50,000	-	-	\$50,000
	-	-	-	\$50,000	-	-	\$50,000
[E409]: Rooftop-HVAC Mens'locker room							
<i>Sanitary Sewer Utility</i>							
Operating - Sanitary Sewer Utility Funds	-	-	-	\$17,000	-	-	\$17,000
	-	-	-	\$17,000	-	-	\$17,000
[E467]: 1/2 ton 4x4 pickup truck with toolbox							
<i>Sanitary Sewer Utility</i>							
Operating - Sanitary Sewer Utility Funds	-	-	-	-	\$50,000	-	\$50,000
	-	-	-	-	\$50,000	-	\$50,000
[E463]: Superintendent vehicle							
<i>Sanitary Sewer Utility</i>							
Operating - Sanitary Sewer Utility Funds	-	-	-	-	\$40,000	-	\$40,000
	-	-	-	-	\$40,000	-	\$40,000
[E444]: Motorola Handheld Radios							
<i>Sanitary Sewer Utility</i>							
Operating - Sanitary Sewer Utility Funds	-	-	-	-	\$23,500	-	\$23,500
	-	-	-	-	\$23,500	-	\$23,500
[E399]: Sewer Main Televising Truck							
<i>Sanitary Sewer Utility</i>							
Operating - Sanitary Sewer Utility Funds	-	-	-	-	-	\$500,000	\$500,000
	-	-	-	-	-	\$500,000	\$500,000
[E462]: D-22 Route truck							
<i>Sanitary Sewer Utility</i>							
Operating - Sanitary Sewer Utility Funds	-	-	-	-	-	\$100,000	\$100,000
	-	-	-	-	-	\$100,000	\$100,000

Enterprise Funds - Stormwater Utility

2026 Total Funding
\$470,000
2026 New Borrowing
2026 City Funded
\$470,000



Funding Sources

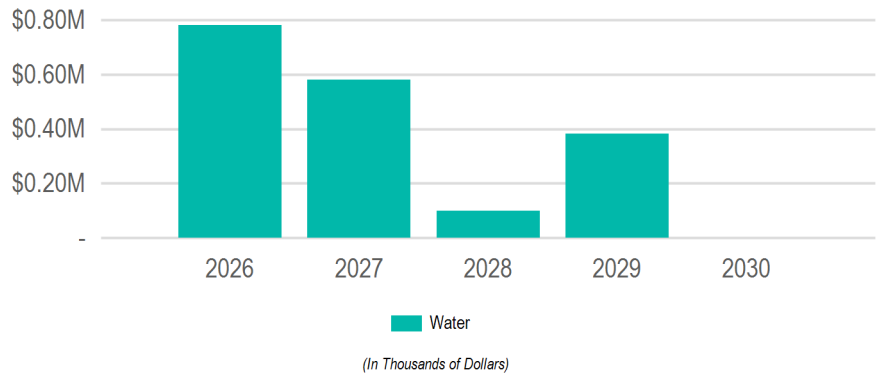
Source	2026	2027	2028	2029	2030	Total
Operating Funds	\$470,000	\$443,500	-	\$500,000	\$50,000	\$1,463,500
Enterprise/Utility Funds	\$470,000	\$443,500	-	\$500,000	\$50,000	\$1,463,500
	\$470,000	\$443,500	-	\$500,000	\$50,000	\$1,463,500

Requests

Funding Source	Past	2026	2027	2028	2029	2030	Total
[E447]: Pelican Street Sweeper							
<i>Stormwater Utility</i>							
Operating - Storm Water Utility Funds	-	\$300,000	\$358,500	-	\$375,000	-	\$1,033,500
	-	\$300,000	\$358,500	-	\$375,000	-	\$1,033,500
[E396]: Utility Flatbed Work Truck							
<i>Stormwater Utility</i>							
Operating - Storm Water Utility Funds	-	\$100,000	-	-	\$125,000	-	\$225,000
	-	\$100,000	-	-	\$125,000	-	\$225,000
[E303]: 6" Self-Priming Storm Water Pump							
<i>Stormwater Utility</i>							
Operating - Storm Water Utility Funds	-	\$70,000	\$85,000	-	-	-	\$155,000
	-	\$70,000	\$85,000	-	-	-	\$155,000
[E458]: 1/2 ton 4x4 pickup truck with toolbox							
<i>Stormwater Utility</i>							
Operating - Storm Water Utility Funds	-	-	-	-	-	\$50,000	\$50,000
	-	-	-	-	-	\$50,000	\$50,000

Enterprise Funds - Water Utility

2026 Total Funding
\$780,000
2026 New Borrowing
2026 City Funded
\$780,000



Funding Sources

Source	2026	2027	2028	2029	2030	Total
Operating Funds	\$780,000	\$580,000	\$100,000	\$381,400	-	\$1,841,400
Enterprise/Utility Funds	\$780,000	\$580,000	\$100,000	\$381,400	-	\$1,841,400
	\$780,000	\$580,000	\$100,000	\$381,400	-	\$1,841,400

Requests

Funding Source	Past	2026	2027	2028	2029	2030	Total
[E468]: Trucks							
<i>Water Utility</i>							
Operating - Water Utility Funds	-	\$270,000	-	-	-	-	\$270,000
	-	\$270,000	-	-	-	-	\$270,000
[E429]: Wheel Loader							
<i>Water Utility</i>							
Operating - Water Utility Funds	-	\$250,000	-	-	-	-	\$250,000
	-	\$250,000	-	-	-	-	\$250,000
[E478]: Variable Frequency Drive							
<i>Water Utility</i>							
Operating - Water Utility Funds	-	\$150,000	-	-	-	-	\$150,000
	-	\$150,000	-	-	-	-	\$150,000
[E465]: Shop/Route Truck							
<i>Water Utility</i>							
Operating - Water Utility Funds	-	\$70,000	-	-	-	-	\$70,000
	-	\$70,000	-	-	-	-	\$70,000
[E296]: Miller Welder #1							
<i>Water Utility</i>							
Operating - Water Utility Funds	-	\$20,000	-	-	-	-	\$20,000
	-	\$20,000	-	-	-	-	\$20,000
[E431]: Bucket Sweeper							
<i>Water Utility</i>							
Operating - Water Utility Funds	-	\$20,000	-	-	-	-	\$20,000
	-	\$20,000	-	-	-	-	\$20,000
[E327]: Dump Truck							
<i>Water Utility</i>							
Operating - Water Utility Funds	-	-	\$250,000	-	-	-	\$250,000
	-	-	\$250,000	-	-	-	\$250,000
[E469]: 1 Ton Trucks							
<i>Water Utility</i>							
Operating - Water Utility Funds	-	-	\$180,000	-	-	-	\$180,000
	-	-	\$180,000	-	-	-	\$180,000
[E434]: Trailer Mounted Valve Turner and Vac							
<i>Water Utility</i>							
Operating - Water Utility Funds	-	-	\$150,000	-	-	-	\$150,000
	-	-	\$150,000	-	-	-	\$150,000

Requests

Funding Source	Past	2026	2027	2028	2029	2030	Total
[E470]: Vans							
<i>Water Utility</i>							
Operating - Water Utility Funds	-	-	-	\$100,000	-	-	\$100,000
	-	-	-	\$100,000	-	-	\$100,000
[E472]: Generator 2							
<i>Water Utility</i>							
Operating - Water Utility Funds	-	-	-	-	\$150,000	-	\$150,000
	-	-	-	-	\$150,000	-	\$150,000
[E473]: Generator 3							
<i>Water Utility</i>							
Operating - Water Utility Funds	-	-	-	-	\$150,000	-	\$150,000
	-	-	-	-	\$150,000	-	\$150,000
[E451]: Hand Held Radios							
<i>Water Utility</i>							
Operating - Water Utility Funds	-	-	-	-	\$56,400	-	\$56,400
	-	-	-	-	\$56,400	-	\$56,400
[E471]: Generator 1							
<i>Water Utility</i>							
Operating - Water Utility Funds	-	-	-	-	\$25,000	-	\$25,000
	-	-	-	-	\$25,000	-	\$25,000