



3  
AL101




**OPTION 1A: LUMEC: METROSCAPE  
TYPE 1, 2597LM, COMFORT OPTIC**

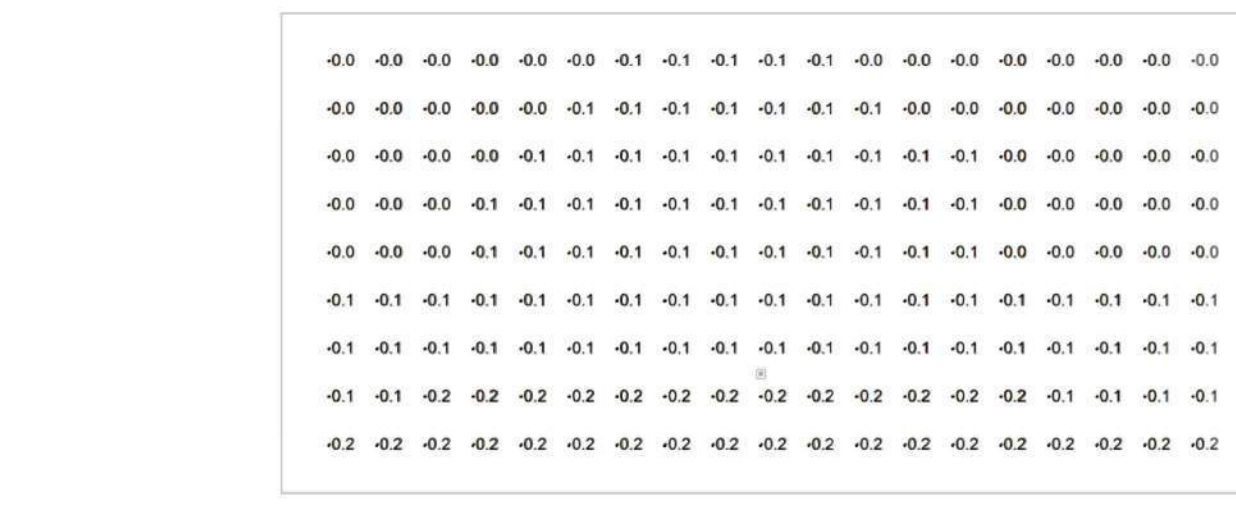
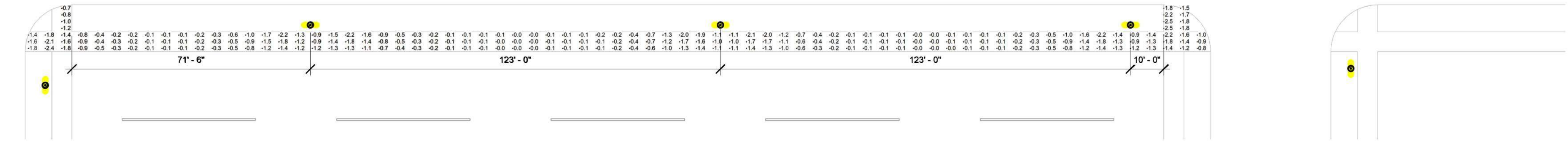


**OPTION 1B: LUMEC: METROSCAPE  
TYPE 1, 2597LM, COMFORT OPTIC**

**1 SIDEWALK LIGHTING OPTION 1A (8 FIXTURES PER BLOCK)**  
SCALE: 1" = 20'-0"



**2 SIDEWALK LIGHTING OPTION 1B PLAN (6 FIXTURES PER BLOCK)**  
SCALE: 1" = 20'-0"



Calculation Points Name	Average	Maximum	Minimum
CASS FIXTURE A : (8) POLES PER BLOCK	1.4 fc	3.7 fc	0.1 fc
CASS FIXTURE B : (6) POLES PER BLOCK	1.1 fc	3.7 fc	0.0 fc
OPTION 1A : (8) POLES PER BLOCK	0.9 fc	2.5 fc	0.2 fc
OPTION 1B : (6) POLES PER BLOCK	0.7 fc	2.5 fc	0.0 fc
OPTION 2A : (8) POLES PER BLOCK	1.8 fc	4.5 fc	0.2 fc
OPTION 2B : (6) POLES PER BLOCK	1.4 fc	4.5 fc	0.0 fc
OPTION 3A : (8) POLES PER BLOCK	1.3 fc	8.7 fc	0.0 fc
OPTION 3B : (6) POLES PER BLOCK	1.0 fc	8.7 fc	0.0 fc
OPTION 4A : (8) POLES PER BLOCK	0.7 fc	1.7 fc	0.2 fc
OPTION 4B : (6) POLES PER BLOCK	0.6 fc	1.7 fc	0.0 fc
OPTION 5A : (8) POLES PER BLOCK	0.8 fc	1.6 fc	0.4 fc
OPTION 5B : (6) POLES PER BLOCK	0.6 fc	1.5 fc	0.2 fc

- SIDEWALK LIGHTING - GENERAL NOTES**
- A INSTALLATION SHALL CONFORM TO ALL APPLICABLE NEC, UL, STATE AND LOCAL CODES.
  - B FIXTURE LAYOUT IS FOR A 355' LONG BLOCK. DESIGN SHALL BE ADJUSTED TO ACCOMMODATE FOR DIFFERENCES IN BLOCK LENGTH AND OBSTRUCTIONS.
  - C IT IS RECOMMENDED THAT THE CITY PROCURE AND INSTALL A MOCKUP FIXTURE FOR REVIEW PRIOR TO ORDERING ALL FIXTURES FOR FINAL VERIFICATION OF OPTIONS AND OPTICAL CONTROLS.
  - D DRAWINGS INDICATE PRELIMINARY CALCULATIONS TO COMPARE FIXTURE OPTIONS AND AID OWNER IN MAKING A FIXTURE SELECTION. ONCE A FIXTURE SELECTION IS MADE, INCLUDING FINAL PHOTOMETRIC DISTRIBUTION AND LENS OPTIONS, FINAL CALCS SHALL BE PERFORMED TO CONFIRM DESIGN.

LEVEL ONE  
0' - 0"

**3 VERTICAL LIGHT ON ADJACENT RESIDENCES**  
SCALE: 1/8" = 1'-0"

THIS DRAWING INDICATES LIGHTING EQUIPMENT LAYOUT AND DESIGN OF LIGHTING SYSTEMS. REVIEW BY A QUALIFIED ENGINEER IS NECESSARY TO ASSURE SAFETY AND CODE COMPLIANCE.

**FOR REFERENCE ONLY**

REFER TO E-SERIES DRAWINGS FOR ELECTRICAL FEEDS, DISCONNECT SWITCHES, CONDUIT, AND WIRE FOR ALL LIGHTING EQUIPMENT. DIVISION 26 CONTRACTOR SHALL PROVIDE AND INSTALL ALL LIGHTING EQUIPMENT AND CONTROL WIRING FOR A COMPLETE AND OPERABLE SYSTEM.

**PRELIMINARY**  
NOT FOR CONSTRUCTION

THEATRE PLANNERS / LIGHTING DESIGNERS  
**Schuler Shook**  
219 MAIN STREET SE, SUITE 200  
MINNEAPOLIS, MN 55414  
T 612 339 5956 F 612 337 5097  
schulershook.com

Federal copyright laws protect the intellectual property of designers by giving copyright protection to plans and designs. The use of these plans and specifications shall be restricted to the original site for which they were prepared and publication thereof is expressly limited to such use. Reproduction, publication, or reuse by any method, in whole or in part, is prohibited. Plans cannot be modified or redrawn without the copyright owner's written approval. Title to the plans and specifications remain with Schuler Shook without prejudice.

THIS DRAWING INDICATES GENERAL LIGHTING LAYOUT AND DESIGN OF LIGHTING SYSTEMS. REVIEW BY A QUALIFIED ENGINEER IS NECESSARY TO ASSURE SAFETY AND CODE COMPLIANCE.

**PRELIMINARY CALCULATIONS**

**NEIGHBORHOOD LIGHTING  
HISTORIC DISTRICT**

Owner:  
City of La Crosse

Scale: As indicated  
Layout By: MAL  
Date: 02-19-2021

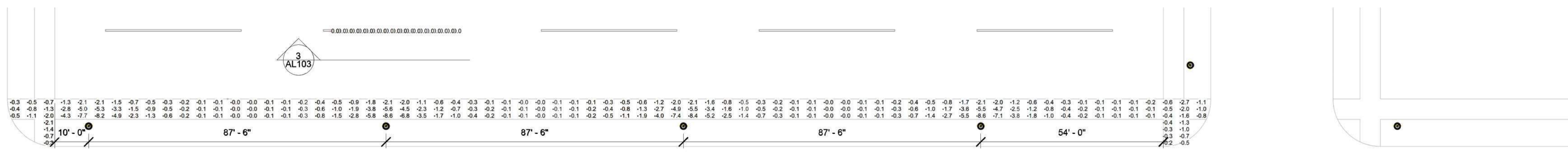
No.	Description	Date

**SIDEWALK LIGHTING OPTION 1**

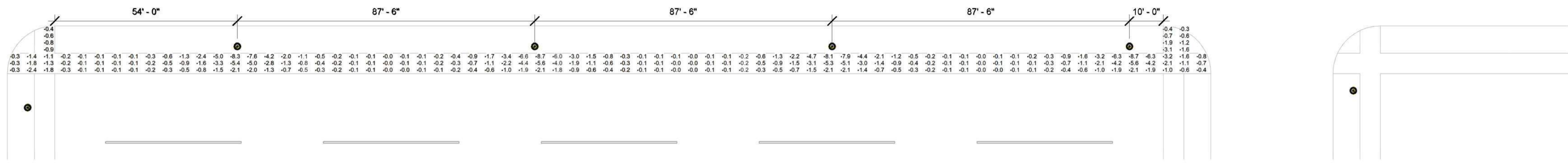
**10' POLES**

**AL101**






OPTION 3A: LUMCA COSMO  
TYPE 1, 1700LM, FROSTED LENS OPTIC

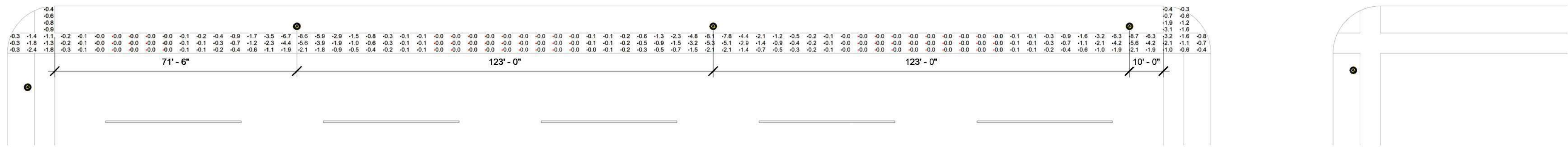


**1** SIDEWALK LIGHTING OPTION 3A PLAN (8 FIXTURES PER BLOCK)  
SCALE: 1" = 20'-0"

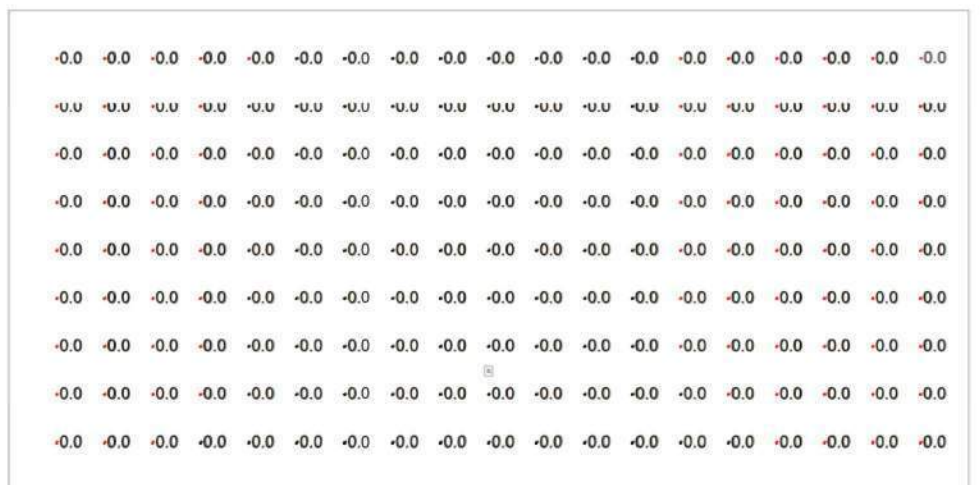


OPTION 3B: LUMCA COSMO  
TYPE 1, 1700LM, FROSTED LENS OPTIC

**2** SIDEWALK LIGHTING OPTION 3B PLAN (6 FIXTURES PER BLOCK)  
SCALE: 1" = 20'-0"



**3** VERTICAL LIGHT ON ADJACENT RESIDENCES  
SCALE: 1/8" = 1'-0"



SIDEWALK ILLUMINANCE			
Calculation Points Name	Average	Maximum	Minimum
CASS FIXTURE A : (8) POLES PER BLOCK	1.4 fc	3.7 fc	0.1 fc
CASS FIXTURE B : (6) POLES PER BLOCK	1.1 fc	3.7 fc	0.0 fc
OPTION 1A : (8) POLES PER BLOCK	0.9 fc	2.5 fc	0.2 fc
OPTION 1B : (6) POLES PER BLOCK	0.7 fc	2.5 fc	0.0 fc
OPTION 2A : (8) POLES PER BLOCK	1.8 fc	4.5 fc	0.2 fc
OPTION 2B : (6) POLES PER BLOCK	1.4 fc	4.5 fc	0.0 fc
OPTION 3A : (8) POLES PER BLOCK	1.3 fc	8.7 fc	0.0 fc
OPTION 3B : (6) POLES PER BLOCK	1.0 fc	8.7 fc	0.0 fc
OPTION 4A : (8) POLES PER BLOCK	0.7 fc	1.7 fc	0.2 fc
OPTION 4B : (6) POLES PER BLOCK	0.6 fc	1.7 fc	0.0 fc
OPTION 5A : (8) POLES PER BLOCK	0.8 fc	1.6 fc	0.4 fc
OPTION 5B : (6) POLES PER BLOCK	0.6 fc	1.5 fc	0.2 fc

**SIDEWALK LIGHTING - GENERAL NOTES**

- A INSTALLATION SHALL CONFORM TO ALL APPLICABLE NEC, UL, STATE AND LOCAL CODES.
- B FIXTURE LAYOUT IS FOR A 355' LONG BLOCK. DESIGN SHALL BE ADJUSTED TO ACCOMMODATE FOR DIFFERENCES IN BLOCK LENGTH AND OBSTRUCTIONS.
- C IT IS RECOMMENDED THAT THE CITY PROCURE AND INSTALL A MOCKUP FIXTURE FOR REVIEW PRIOR TO ORDERING ALL FIXTURES FOR FINAL VERIFICATION OF OPTIONS AND OPTICAL CONTROLS.
- D DRAWINGS INDICATE PRELIMINARY CALCULATIONS TO COMPARE FIXTURE OPTIONS AND AID OWNER IN MAKING A FIXTURE SELECTION. ONCE A FIXTURE SELECTION IS MADE, INCLUDING FINAL PHOTOMETRIC DISTRIBUTION AND LENS OPTIONS, FINAL CALCS SHALL BE PERFORMED TO CONFIRM DESIGN.

THIS DRAWING INDICATES LIGHTING EQUIPMENT LAYOUT AND DESIGN OF LIGHTING SYSTEMS. REVIEW BY A QUALIFIED ENGINEER IS NECESSARY TO ASSURE SAFETY AND CODE COMPLIANCE.

**FOR REFERENCE ONLY**

REFER TO E-SERIES DRAWINGS FOR ELECTRICAL FEEDS, DISCONNECT SWITCHES, CONDUIT, AND WIRE FOR ALL LIGHTING EQUIPMENT. DIVISION 26 CONTRACTOR SHALL PROVIDE AND INSTALL ALL LIGHTING EQUIPMENT AND CONTROL WIRING FOR A COMPLETE AND OPERABLE SYSTEM.

**PRELIMINARY**  
NOT FOR CONSTRUCTION

Federal copyright laws protect the intellectual property of designers by giving copyright protection to plans and designs. The use of these plans and specifications shall be restricted to the original site for which they were prepared and publication thereof is expressly limited to such use. Reproduction, publication, or reuse by any method, in whole or in part, is prohibited. Plans cannot be modified or redrawn without the copyright owner's written approval. Title to the plans and specifications remain with Schuler Shook without prejudice.

THIS DRAWING INDICATES GENERAL LIGHTING LAYOUT AND DESIGN OF LIGHTING SYSTEMS. REVIEW BY A QUALIFIED ENGINEER IS NECESSARY TO ASSURE SAFETY AND CODE COMPLIANCE.

**PRELIMINARY CALCULATIONS**

**NEIGHBORHOOD LIGHTING HISTORIC DISTRICT**

Owner:  
City of La Crosse

Scale: As indicated  
Layout By: MAL  
Date: 02-19-2021


No.	Description	Date

SIDEWALK LIGHTING OPTION 3


**10' POLES**

**AL103**







**OPTION 5A: HOLOPHANE TAFT  
TYPE 3, 3500LM, PRISMATIC**



**OPTION 5B: HOLOPHANE TAFT  
TYPE 3, 3500LM, PRISMATIC**



**1 SIDEWALK LIGHTING OPTION 5A PLAN (8 FIXTURES PER BLOCK)**  
SCALE: 1" = 20'-0"

**2 SIDEWALK LIGHTING OPTION 5A PLAN (6 FIXTURES PER BLOCK)**  
SCALE: 1" = 20'-0"

-0.1	-0.1	-0.1	-0.1	-0.1	-0.1	-0.1	-0.1	-0.1	-0.1	-0.1	-0.1	-0.1	-0.1	-0.1	-0.1	-0.1	-0.1	-0.1	-0.1
-0.2	-0.2	-0.2	-0.2	-0.2	-0.2	-0.2	-0.2	-0.2	-0.2	-0.2	-0.2	-0.2	-0.2	-0.2	-0.2	-0.2	-0.2	-0.2	-0.2
-0.2	-0.2	-0.2	-0.2	-0.2	-0.2	-0.2	-0.2	-0.2	-0.2	-0.2	-0.2	-0.2	-0.2	-0.2	-0.2	-0.2	-0.2	-0.2	-0.2
-0.2	-0.2	-0.2	-0.2	-0.2	-0.2	-0.2	-0.2	-0.2	-0.2	-0.2	-0.2	-0.2	-0.2	-0.2	-0.2	-0.2	-0.2	-0.2	-0.2
-0.2	-0.2	-0.2	-0.3	-0.3	-0.3	-0.3	-0.3	-0.3	-0.3	-0.3	-0.3	-0.3	-0.3	-0.3	-0.3	-0.2	-0.2	-0.2	-0.2
-0.2	-0.3	-0.3	-0.3	-0.3	-0.3	-0.3	-0.3	-0.3	-0.3	-0.3	-0.3	-0.3	-0.3	-0.3	-0.3	-0.2	-0.2	-0.2	-0.2
-0.3	-0.3	-0.3	-0.3	-0.3	-0.3	-0.3	-0.3	-0.3	-0.3	-0.3	-0.3	-0.3	-0.3	-0.3	-0.3	-0.3	-0.3	-0.3	-0.3
-0.3	-0.3	-0.3	-0.3	-0.4	-0.4	-0.4	-0.4	-0.4	-0.4	-0.4	-0.3	-0.3	-0.3	-0.3	-0.3	-0.3	-0.3	-0.3	-0.3
-0.3	-0.3	-0.4	-0.4	-0.4	-0.4	-0.4	-0.4	-0.4	-0.4	-0.4	-0.4	-0.4	-0.3	-0.3	-0.3	-0.3	-0.3	-0.3	-0.3

SIDEWALK ILLUMINANCE			
Calculation Points Name	Average	Maximum	Minimum
CASS FIXTURE A : (8) POLES PER BLOCK	1.4 fc	3.7 fc	0.1 fc
CASS FIXTURE B : (6) POLES PER BLOCK	1.1 fc	3.7 fc	0.0 fc
OPTION 1A : (8) POLES PER BLOCK	0.9 fc	2.5 fc	0.2 fc
OPTION 1B : (6) POLES PER BLOCK	0.7 fc	2.5 fc	0.0 fc
OPTION 2A : (8) POLES PER BLOCK	1.8 fc	4.5 fc	0.2 fc
OPTION 2B : (6) POLES PER BLOCK	1.4 fc	4.5 fc	0.0 fc
OPTION 3A : (8) POLES PER BLOCK	1.3 fc	8.7 fc	0.0 fc
OPTION 3B : (6) POLES PER BLOCK	1.0 fc	8.7 fc	0.0 fc
OPTION 4A : (8) POLES PER BLOCK	0.7 fc	1.7 fc	0.2 fc
OPTION 4B : (6) POLES PER BLOCK	0.6 fc	1.7 fc	0.0 fc
OPTION 5A : (8) POLES PER BLOCK	0.8 fc	1.6 fc	0.4 fc
OPTION 5B : (6) POLES PER BLOCK	0.6 fc	1.5 fc	0.2 fc

**SIDEWALK LIGHTING - GENERAL NOTES**

- A INSTALLATION SHALL CONFORM TO ALL APPLICABLE NEC, UL, STATE AND LOCAL CODES.
- B FIXTURE LAYOUT IS FOR A 355' LONG BLOCK. DESIGN SHALL BE ADJUSTED TO ACCOMMODATE FOR DIFFERENCES IN BLOCK LENGTH AND OBSTRUCTIONS.
- C IT IS RECOMMENDED THAT THE CITY PROCURE AND INSTALL A MOCKUP FIXTURE FOR REVIEW PRIOR TO ORDERING ALL FIXTURES FOR FINAL VERIFICATION OF OPTIONS AND OPTICAL CONTROLS.
- D DRAWINGS INDICATE PRELIMINARY CALCULATIONS TO COMPARE FIXTURE OPTIONS AND AID OWNER IN MAKING A FIXTURE SELECTION. ONCE A FIXTURE SELECTION IS MADE, INCLUDING FINAL PHOTOMETRIC DISTRIBUTION AND LENS OPTIONS, FINAL CALCS SHALL BE PERFORMED TO CONFIRM DESIGN.

**3 VERTICAL LIGHT ON ADJACENT RESIDENCES**  
SCALE: 1/8" = 1'-0"

THIS DRAWING INDICATES LIGHTING EQUIPMENT LAYOUT AND DESIGN OF LIGHTING SYSTEMS. REVIEW BY A QUALIFIED ENGINEER IS NECESSARY TO ASSURE SAFETY AND CODE COMPLIANCE.

**FOR REFERENCE ONLY**

REFER TO E-SERIES DRAWINGS FOR ELECTRICAL FEEDS, DISCONNECT SWITCHES, CONDUIT, AND WIRE FOR ALL LIGHTING EQUIPMENT. DIVISION 26 CONTRACTOR SHALL PROVIDE AND INSTALL ALL LIGHTING EQUIPMENT AND CONTROL WIRING FOR A COMPLETE AND OPERABLE SYSTEM.

**PRELIMINARY**  
NOT FOR CONSTRUCTION

**Schuler Shook**  
219 MAIN STREET SE, SUITE 200  
MINNEAPOLIS, MN 55414  
T 612 339 5956 F 612 337 5097  
schulershook.com

Federal copyright laws protect the intellectual property of designers by giving copyright protection to plans and designs. The use of these plans and specifications shall be restricted to the original site for which they were prepared and publication thereof is expressly limited to such use. Reproduction, publication, or reuse by any method, in whole or in part, is prohibited. Plans cannot be modified or redrawn without the copyright owner's written approval. Title to the plans and specifications remain with Schuler Shook without prejudice.

THIS DRAWING INDICATES GENERAL LIGHTING LAYOUT AND DESIGN OF LIGHTING SYSTEMS. REVIEW BY A QUALIFIED ENGINEER IS NECESSARY TO ASSURE SAFETY AND CODE COMPLIANCE.

**PRELIMINARY CALCULATIONS**

**NEIGHBORHOOD LIGHTING HISTORIC DISTRICT**

Owner:  
**City of La Crosse**

Scale: As indicated  
Layout By: MAL  
Date: 02-19-2021

No.	Description	Date

**SIDEWALK LIGHTING OPTION 5**

**10' POLES**

**AL105**

