







LEGEND

PROPERTY LINE		1.02 ACRES
PROJECT PERMANENT ROW		1.02 ACRES
TEMP. WORKSPACE		1.57 ACRES
EXTRA TEMP. WORKSPACE		3.21 ACRES
ACCESS ROAD		10.05 ACRES
STAGING AREA		1.85 ACRES

WIB11901 - 10" REPLACEMENT MP 1.1-1.7 TOMAH BL
 CAPGTR100010839
 LANDOWNER EXHIBIT
 CITY OF LA CROSSE
 LA CROSSE COUNTY, WISCONSIN



Issued For Review
 Date: 04/17/26
 Scale: 1:600