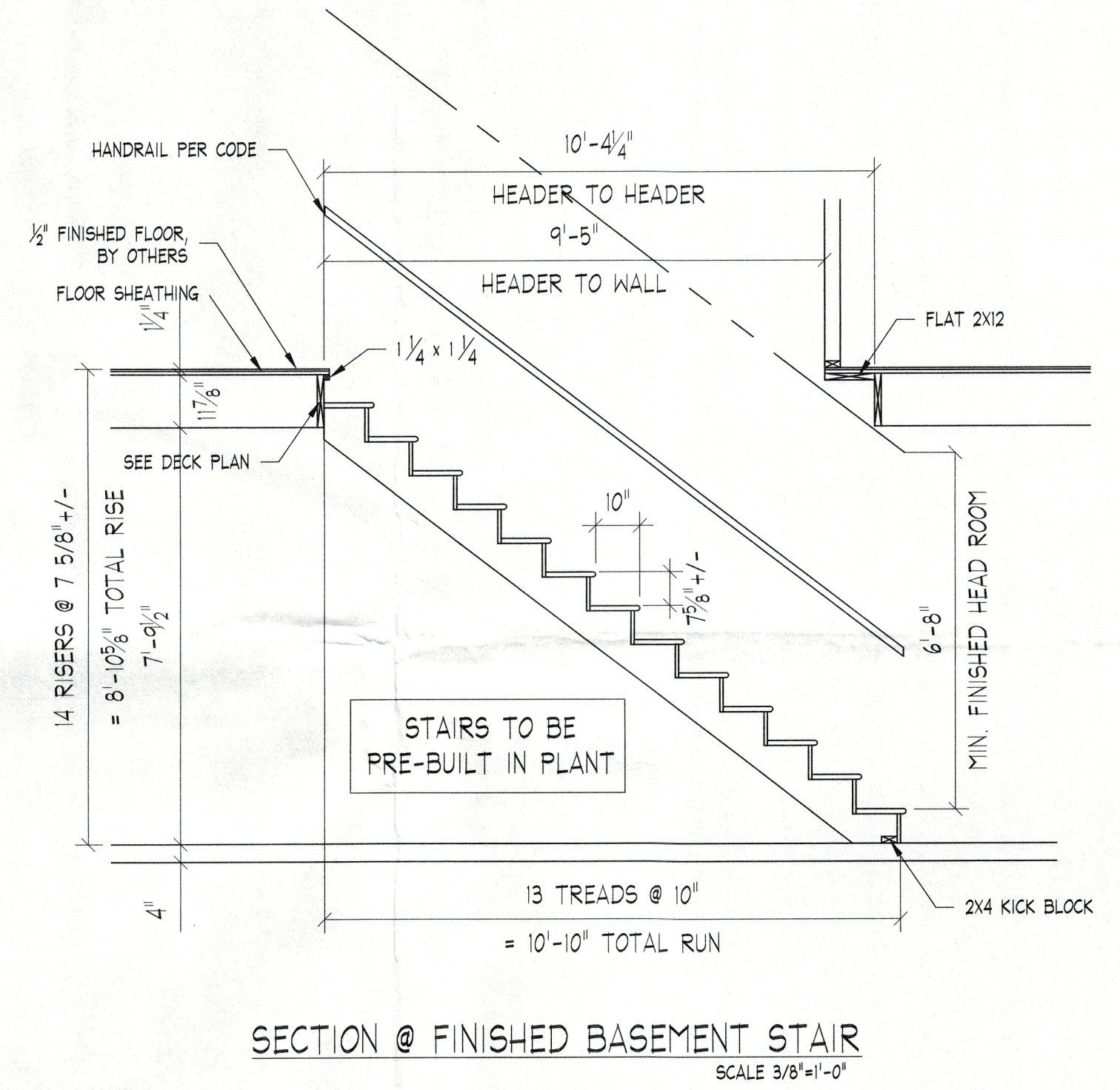
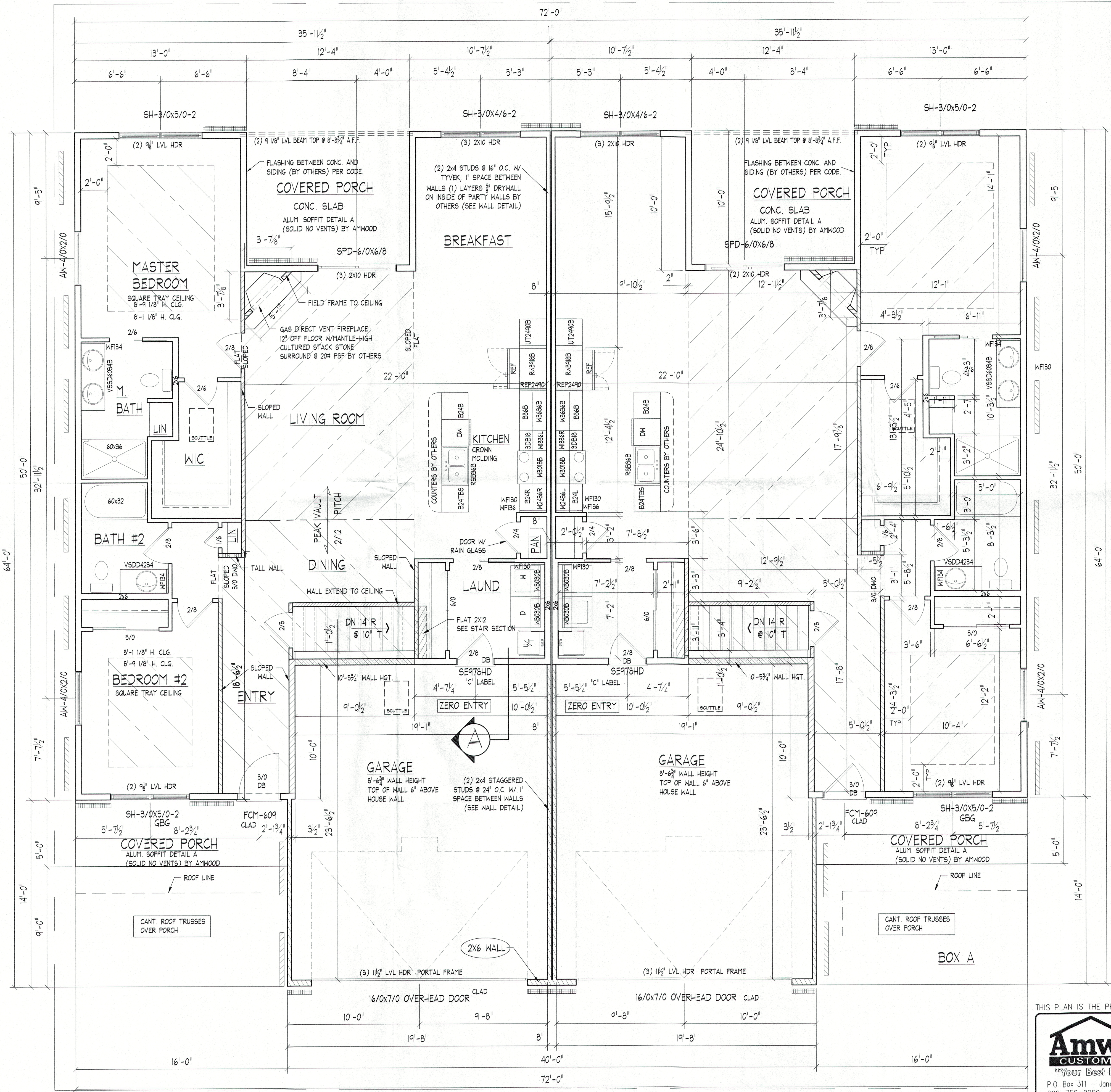
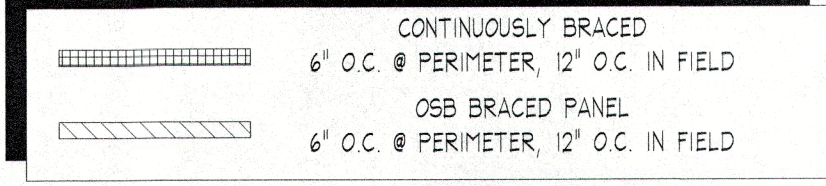


CUSTOMER APPROVAL

WE APPROVE THIS PLAN AS SHOWN AND UNDERSTAND THAT NO STRUCTURAL CHANGES WILL BE MADE ONCE APPROVED.

SIGNED: _____ DATE: _____
Customer's Signature

Check Below if Applicable
 Certified signed and sealed truss drawings for the state of _____ will be required for permitting purposes prior to shipment of home.



- NOTES:**
- FLOOR SQUARE FOOTAGE IS CALCULATED TO SHEATHING FACE
 - EXTERIOR DIMENSIONS ARE TO STUD FACE UNLESS NOTED, INTERIOR DIMENSIONS ARE TO STUD FACE
 - WALL INSULATION BY OTHERS - AMWOOD TO INSULATE CORNERS AND TUB/SHOWER AREAS
 - LOAD-BEARING DOOR AND WINDOW HEADERS TO BE (2) 2x10 #2 & BTR SPF UNLESS NOTED

EXTERIOR DIMENSIONS ARE TO STUD FACE

FLOOR PLAN
1489 SQ. FT. EA. UNIT 1/4" = 1'-0"

THIS PLAN IS THE PROPERTY OF:

 P.O. Box 311 - Janesville, WI 53547-0311
 608-756-2989 fax: 608-756-3443
 www.amwoodhomes.com

CHECKED BY _____
GENERAL NOTATIONS:
 * Although every effort has been made in preparing these plans, and checking them for accuracy, the contractor must check all dimensions and details and must be responsible for same.
 * This print and/or set is the property of Amwood Homes, Inc., and use of this print is prohibited without the written consent of Amwood Homes, Inc.
 * Amwood Homes, Inc. and/or its dealer shall have construction lien rights for use of their blueprints, drawings, plans and/or specifications.

GREAT RIVER HOMES, LLC			
CODE	BY	DATE	CODE
Plan / Custom			Processor
Revision			FLB 8/1/18
Revision			FLB 8/17/18
Revision			Foundation

Cust. No.	9727
F.O. No.	9696
Job No.	MPT-1805
	©1997 AMWOOD, INC.