

**NEW PROGRAM ALERT**

# VIBRANT SPACES GRANT



## PILOT GRANT TO ASSIST WITH PLACEMAKING EFFORTS

Creating vibrant and engaging communities helps communities recruit and retain residents, sustaining a robust labor force and enhancing the quality of life. Creating public gathering places in the heart of our communities fosters community connections and creates accessible locations for programming and amenities desired by local residents, with the additional benefit of boosting foot traffic for nearby businesses.

If your community has a vacant or underutilized space within a key commercial corridor, this grant could be your opportunity to create a community gathering space.

### Competitive projects will:

- » Incorporate multiple improvements within or associated with one public space
- » Demonstrate community engagement and support via a community document/plan and/or letters of support from public, private and civic partners
- » Be ready to begin construction during 2023
- » Increase the number and types of audiences using the space
- » Create visible and lasting transformation that fosters public activity

### Review criteria:

- » Creation of visible and pedestrian-oriented public space
- » Potential of the space to attract multiple user groups and activities
- » Impact of the project on the community, district and nearby businesses
- » Demonstrated community support for the project (multiple funding partners, civic organization participation)
- » Ability of the project to be started in 2023



**GRANTS OF  
\$25,000-\$50,000**

to help local communities  
develop and enhance  
public spaces

### KEY PROGRAM FACTS

- » 1:1 match required
- » **Application deadline:**  
Jan. 31, 2023
- » Local government  
applicants only
- » One application  
per community
- » Competitive application  
cycle with up to 30  
grants awarded



## NEW PROGRAM ALERT

# VIBRANT SPACES GRANT

## APPLICATION PROCESS

Those interested in applying for the Vibrant Spaces Grant should:

- 1) Talk to your local municipality, since they will need to serve as the lead applicant.
- 2) To access more information, FAQ page and the webinar recording, visit <https://wedc.org/programs-and-resources/vibrant-spaces/>
- 3) Reach out to your WEDC regional economic development director for a program application. Map and contact info: [wedc.org/inside-wedc/contact-us/#regional](https://wedc.org/inside-wedc/contact-us/#regional)
- 4) Collect relevant documents:
  - a. Municipal resolution to apply
  - b. Community plan, community document and/or letters of support that identify the project as a positive community investment
  - c. Completed budget and cost estimates
  - d. Photos and plans for the space (pictures of the amenities to be installed or project renderings)
- 5) Write a narrative about the space. Who uses it now? What is the vision for the space? How will the district and community benefit from the public space transformation?
- 6) Upload application to Network Wisconsin by Jan. 31, 2023.

## THE FINE PRINT:


### » Eligible activities include:

- o Public space improvements (projects activating alleys, programmable park spaces, vacant parcels and underutilized parking lots)
- o Public space enhancements (e.g., public art, landscaping, benches, bike racks)
- o Public signage (wayfinding, interpretive signage, kiosks associated with the space)
- o Public infrastructure (restrooms, water features, electrical, lighting)
- o Seasonal equipment with the intent to use annually (tables, chairs, umbrellas, heaters)

### » Ineligible activities and costs include:

- o Building improvements, other than restrooms for public space use
- o District- or community-wide improvement projects
- o Events, staffing, programming, ongoing maintenance
- o Private spaces not accessible to the public
- o Activities eligible to be funded through other WEDC programs
- o Ineligible for grant or match: Past costs, in-kind contributions, indirect expenses/soft costs


## EXAMPLE PROJECTS




DE PERE



RIPON



ASHLAND



OSCEOLA