







LEGEND

PROPERTY LINE		
PROJECT PERMANENT ROW		1.93 ACRES
TEMP. WORKSPACE		4.15 ACRES
EXTRA TEMP. WORKSPACE		3.86 ACRES
ACCESS ROAD		1.32 ACRES
STAGING AREA		2.25 ACRES



WIB11901 - 10" REPLACEMENT MP 1.1-1.7 TOMAH BL
 CAPGTR100010839
 LANDOWNER EXHIBIT
 NORTHERN STATES POWER
 LA CROSSE COUNTY, WISCONSIN