

**CITY OF LA CROSSE, WISCONSIN  
CITY PLAN COMMISSION  
REPORT  
FEBRUARY 28, 2022**

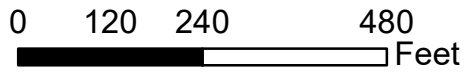
- **AGENDA ITEM: 22-0130 (Jack Zabrowski)**  
AN ORDINANCE to annex a parcel of land from the Town of Shelby to the City of La Crosse (2602 Shelby Road - Konichek).
- **ROUTING:** J&A 3.1.2022
- **BACKGROUND INFORMATION:**  
The applicant is requesting an annexation of land they own into the City of La Crosse from the Town of Shelby to access City of La Crosse services. This parcel is currently serviced by City of La Crosse sewer. The parcel is 0.33 acres and has a current population of one person.  
  
In the past it has been requested of staff to identify the future of this parcel in the most recent draft of the Boundary Agreement between the City of La Crosse and the Town of Shelby. This parcel is not identified as a parcel to be annexed in that draft.
- **GENERAL LOCATION:**  
Town of Shelby, 2602 Shelby Road
- **RECOMMENDATION OF OTHER BOARDS AND COMMISSIONS:** N/A
- **CONSISTENCY WITH ADOPTED COMPREHENSIVE PLAN:**  
Annexation of areas currently serviced by City of La Crosse sewer is recommended by and would be consistent with our Comprehensive Plan.
- **PLANNING RECOMMENDATION:**  
This item is recommended for approval.



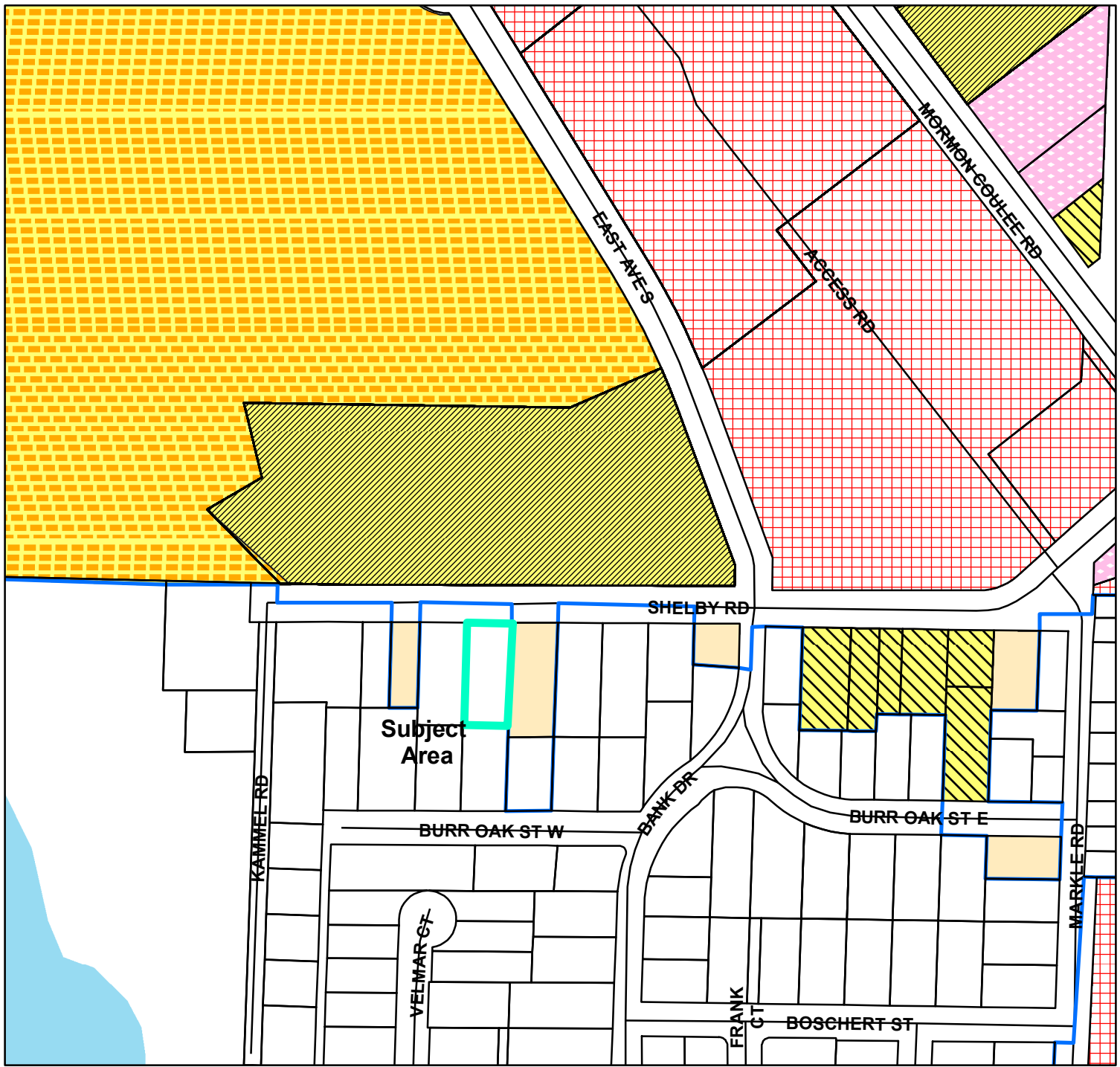
## BASIC ZONING DISTRICTS

	R1 - SINGLE FAMILY
	R2 - RESIDENCE
	WR - WASHBURN RES
	R3 - SPECIAL RESIDENCE
	R4 - LOW DENSITY MULTI
	R5 - MULTIPLE DWELLING
	R6 - SPECIAL MULTIPLE
	PD- PLANNED DEVELOP
	TND - TRAD NEIGH DEV.
	C1 - LOCAL BUSINESS
	C2 - COMMERCIAL
	C3 - COMMUNITY BUSINESS
	M1 - LIGHT INDUSTRIAL
	M2 - HEAVY INDUSTRIAL
	PS - PUBLIC & SEMI-PUBLIC
	PL - PARKING LOT
	UT - PUBLIC UTILITY
	CON - CONSERVANCY
	FW - FLOODWAY
	A1 - AGRICULTURAL
	EA - EXCLUSIVE AG
	City Limits
	SUBJECT PROPERTY



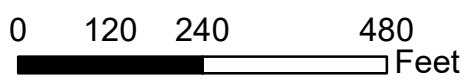


**PC 22-0129**  
**PC 22-0130**



## BASIC ZONING DISTRICTS

- R1 - SINGLE FAMILY
- R2 - RESIDENCE
- WR - WASHBURN RES
- R3 - SPECIAL RESIDENCE
- R4 - LOW DENSITY MULTI
- R5 - MULTIPLE DWELLING
- R6 - SPECIAL MULTIPLE
- PD- PLANNED DEVELOP
- TND - TRAD NEIGH DEV.
- C1 - LOCAL BUSINESS
- C2 - COMMERCIAL
- C3 - COMMUNITY BUSINESS
- M1 - LIGHT INDUSTRIAL
- M2 - HEAVY INDUSTRIAL
- PS - PUBLIC & SEMI-PUBLIC
- PL - PARKING LOT
- UT - PUBLIC UTILITY
- CON - CONSERVANCY
- FW - FLOODWAY
- A1 - AGRICULTURAL
- EA - EXCLUSIVE AG
- City Limits
- SUBJECT PROPERTY



**PC 22-0129**  
**PC 22-0130**