

CONSTRUCTION NOTE:
BURY CABLE AT A MINIMUM OF 36" DEPTH
UNLESS OTHERWISE NOTED ON PRINTS.

CONSTRUCTION NOTE:
CHARTER COMMUNICATIONS WILL PLACE
PROPOSED CABLES IN CORRIDOR AS CLOSE TO
THE BACK OF RIGHT-OF-WAY AS POSSIBLE,
PENDING LOCATES.

LEGEND

TB : TREE BORE(DIRECTIONAL BORE)

RB : ROAD BORE (DIRECTIONAL BORE)

T : TRENCH

HD : HAND DIG

P : PLOW

CHARTER COMMUNICATIONS PROPOSES
TO BURY FIBER COMMUNICATION CABLE
IN A 2" CONDUIT

-- = FIBER CABLE

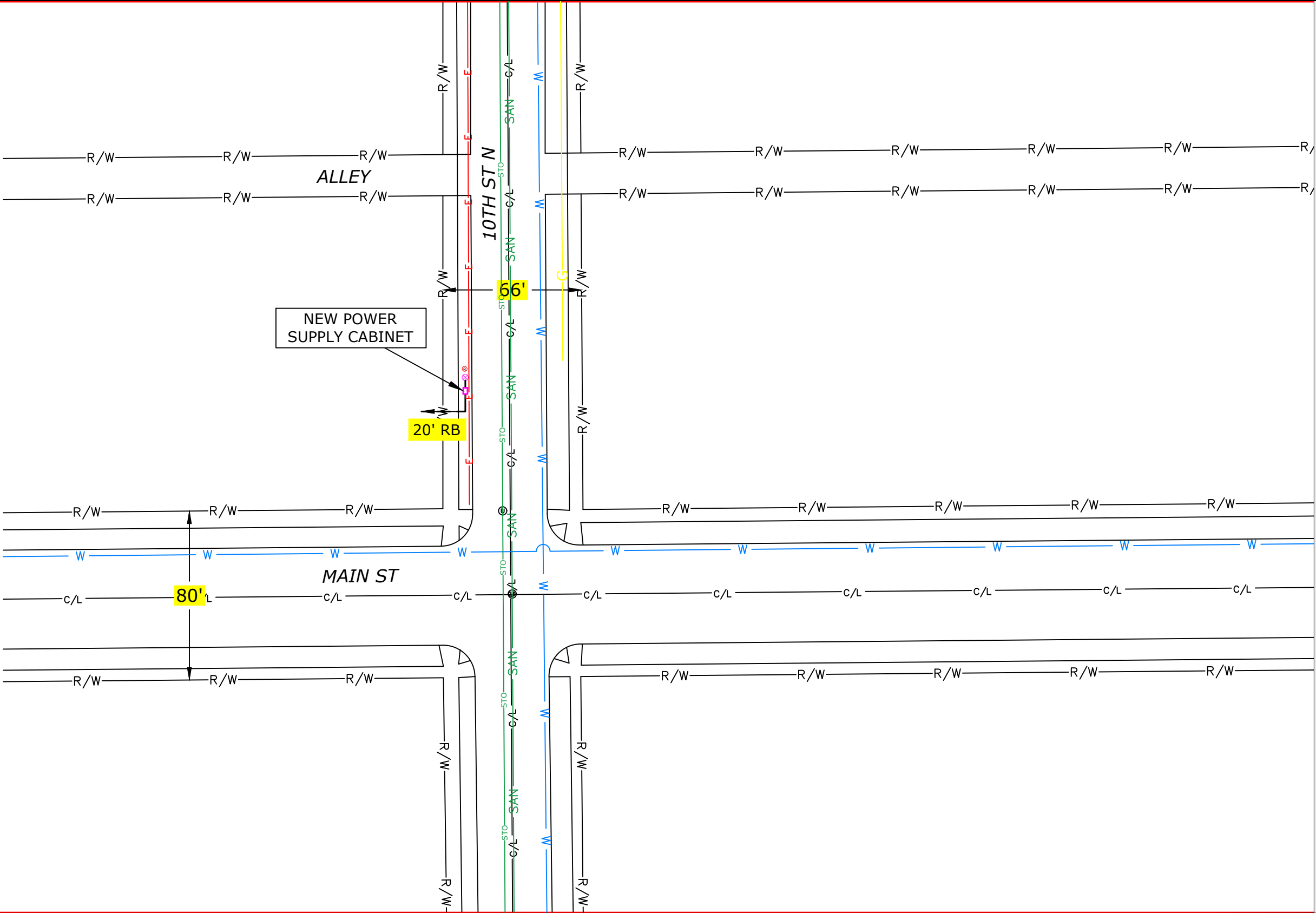
 =

POTHOLE
UTILITIES

CONSTRUCTION NOTE:
POTHOLE WHERE
NECESSARY AND ADJUST
DEPTH ACCORDINGLY

THE UTILITIES SHOWN ON THIS PLAN ARE
INDICATED IN ACCORDANCE WITH AVAILABLE
RECORDS. THE CONTRACTOR SHALL BE
RESPONSIBLE FOR OBTAINING EXACT
LOCATIONS AND ELEVATIONS OF ALL UTILITIES
FROM THE OWNERS OF THE RESPECTIVE
UTILITIES AND FROM FIELD VERIFICATION.


SCOPE OF WORK MAY NOT
BE INCLUSIVE OF ALL FEDERAL/STATE/LOCAL
PERMITS REQUIRED FOR PROJECT. CLIENT IS
RESPONSIBLE FOR ANY ADDITIONAL REVIEW
AND/OR PERMITS NOT SPECIFICALLY
DICTATED IN OUR SCOPE OF WORK.








(920)465-8018
GREEN BAY, BROWNSVILLE,
NEW BERLIN & MINNEAPOLIS


LEGEND


 JOINT POLE


 NEW JOINT POLE


 POWER POLE

 NEW POWER POLE


 BORE PIT


 EXISTING PEDESTAL


 NEW PEDESTAL


 FIBER SLACK LOOP


 ELECTRIC PEDESTAL


 RISER POLE


 ANCHOR & DOWNGUY


 NEW ANCHOR & DOWNGUY

 JOINT ANCHOR


 NEW JOINT ANCHOR


 TEL CABINET


 CALL BOX


 STORM DRAIN


 UTILITY VALVE


 MANHOLE


 EXISTING FIBER COIL


 NEW FIBER COIL


 EXISTING VAULT


 NEW CHARTER VAULT


 SHRUBS


 DECIDUOUS TREE


 GROUND


 NEW GROUND


 PROPERTY LINE

 ROADWAY CENTERLINE

 FIBER WARNING SIGN

 TRAFFIC LIGHT

 HYDRANT


 SIGNS


 STREET LIGHT


 FIBER SPLICE CASE


LINETYPES


NEW UNDERGROUND CABLE


 PROPOSED FIBER


 GAS

 WATER

 ELECTRICAL

 STORM

 SANITARY

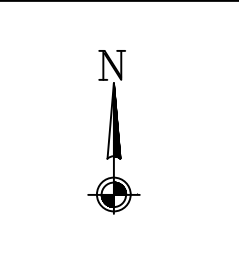
 CABLE TV

 TELEPHONE

PROJECT #5875092
PERMIT I.D. #5875092CITY



1228 12TH AVE S
ONALASKA, WI 54650



ADDRESS
10TH ST N AND MAIN

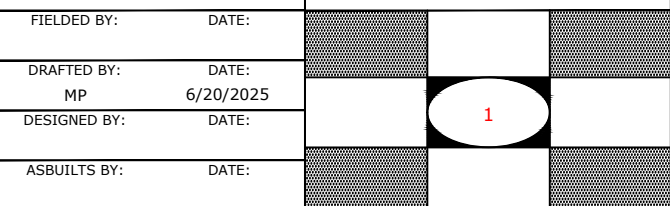
FIELD BY: DATE:

DRAFTED BY: DATE:
MP 6/20/2025



DESIGNED BY: DATE:

ASBUILTS BY: DATE:

LOCATION
LA CROSSE, WI



ALPHA PAD MOUNTED POWER SUPPLYS

UPE-3		UPE-6		Specifications	
				Material:	Exterior powdercoated aluminum
				Vent Screen:	Mesh fabric with .005 x .005in / .12 x .12mm opening size to minimize snow, water and dust ingress
				Door and Lid Seal:	Poron gasketing
				Color:	Gray (custom colors available)
				Lid:	Removable
				Door:	Removable/Lockable
				Ground Mount:	Precast polymer concrete pad (optional)
				Tamper Switch:	Optional
				Battery Side Tray:	Optional
33.5 x 26 x 15 / 851 x 660 x 381		48 x 26 x 15 / 1219 x 660 x 381			
61 / 28 (without batteries)		75 / 34 (without batteries)			
					



LEGEND

⊗ JOINT POLE	ANCHOR	MANHOLE	NEW GROUND
⊗ NEW JOINT POLE	NEW ANCHOR	EXISTING FIBER COIL	PROPERTY LINE
× POWER POLE	JOINT ANCHOR	NEW FIBER COIL	ROADWAY CENTERLINE
× NEW POWER POLE	NEW JOINT ANCHOR	EXISTING HAND HOLE	FIBER WARNING SIGN
○ TELEPHONE POLE	FOREIGN ANCHOR	NEW HAND HOLE	TRAFFIC LIGHT
● NEW TELEPHONE POLE	DOWNGUY	SHRUBS	HYDRANT
■ EXISTING PEDESTAL	NEW DOWNGUY	DECIDUOUS TREE	SIGNS
■ NEW PEDESTAL	UTILITY VALVE		STREET LIGHT
			CONIFEROUS TREE

LINETYPES

STRAND PROPOSED	OH	OH
STRAND EXISTING	OH	OH
PROPOSED UNDERGROUND		
JOINT U/G WITH POWER		
CABLE TV	TV	TV
FIBER	FO	FO
TELEPHONE	T	T
CITY CONDUIT	CUC	CUC
GAS	G	G
ELECTRICAL	E	E
MMSD	MMSD	MMSD
STORM	STO	STO
SANITARY	SAN	SAN
WATER	W	W
STEAM	STM	STM
ROW	ROW	ROW



ADDRESS		LOCATION	
FIELD BY:	DATE:		
Darrell Gore			
DRAFT BY:	DATE:		
Darrell Gore			
DESIGNED BY:	DATE:		
ASBULTS BY:	DATE:		

CABINETS