

2025-2029 Capital Budget



RESOLUTION 24-0744

Approved by Common Council - 8/8/24

Table of Contents

Introduction/Overview	1
CIP Planning Structure	2
Capital Budget Process Timeline	3
Tax Incremental Financing (TIF)	4
Summary	6
Funding Source	6
Expenditure Category	7
Buildings & Grounds	9
City Hall	10
La Crosse Center	11
Library	12
Municipal Service Center	13
Others	14
Capital Equipment	15
General Government	16
Citywide	16
Engineering	17
Fire	18
Information Technology	19
La Crosse Center	20
Library	22
Parks, Recreation and Forestry	23
Police	25
Refuse and Recycling	26
Streets	27
Enterprise Funds	29
Airport	29
Sanitary Sewer Utility	31
Stormwater Utility	33
Water Utility	34
Special Revenue Funds	35
Municipal Transit	35
Flood Control, Harbors & Waterfront	36
Parks, Recreation & Forestry	37
Planning & Community Development	38
Economic Development	39
Housing	40
Neighborhoods	41

Public Safety	42
Transportation & Utilities	43
Alleys	44
Streets	45
Streetscaping & Lighting	51
Utilities	54
Airport	57
Bridges	59
Supplemental Information	60
New Borrowing Requests	60
TIF Funded Project Requests	64
Unfunded Requests	65
City Vehicle Fleet	67

Introduction/Overview

The City of La Crosse is pleased to submit the 2025-2029 Capital Improvement Plan (CIP) to the citizens of La Crosse and the City Council Members. The Plan is a 5-year plan, adopted by the City of La Crosse, detailing the capital outlays over the next 5 years that will serve and enrich the lives of City residents in line with the City's core values and mission. The CIP represents the City's plan for development and is intended to balance the City's capital needs with its fiscal responsibility and financial limitations. The five-year plan is reviewed on an annual basis to adjust for changing needs/priorities of the community and changing framework of ongoing projects.

CIP Appropriations

The first year in the Capital Improvement Plan is the year that actual appropriations are authorized by the Common Council. The remaining four years are guides for future development of City infrastructure.

Capital Improvement Plan Policies

The Capital Improvement Budget includes both Capital Equipment and Capital Projects. A Capital Project is defined in the municipal code as a project that is expected to have a useful life of over one year and provide a minimum asset value over \$20,000. Capital Equipment is an outlay for equipment that is expected to have a useful life of over one year and provide a minimum asset value over \$10,000.

The City will prepare and adopt a 5-year Capital Improvement Plan (CIP) to systematically identify, plan, schedule, finance, track, and monitor capital projects to ensure cost effectiveness as well as conformance to established policies.

New projects and equipment that require annual operating and maintenance costs must be added to the appropriate department's annual operating budget.

Any unanticipated projects and equipment not previously listed in the capital budget requiring immediate funding from the Capital Budget will require a two-thirds vote by the Common Council members present at the time of adoption to be included.

Project implementation shall be the responsibility of the Board of Public Works. The Board of Public Works will ensure that all projects enumerated and funded in the adopted annual Capital Improvement Budget are designed, bid, purchased, and constructed.

CIP Planning Structure

Capital project and equipment requests are submitted to the Finance Dept by each Department in the City. The CIP consists of two separate documents: A Capital Project Budget and a Capital Equipment Budget. There are two main committees that oversee the planning of the CIP. The Board of Public Works reviews and approves the Capital Equipment requests. The review and approval of the Capital Projects is the responsibility of the City Planning Commission. These respective boards approve the recommended budgets for ultimate approval by the Common Council.

Mayor

Mitch Reynolds

Board of Public Works

Mitch Reynolds

Mayor and Presiding Officer

Tamra Dickinson

Council Member

Matthew Gallager

City Engineer

Rebecca Schwarz

Council Member

Andrea Trane

Director of Planning

Chadwick Hawkins

Director of Finance

City Planning Commission

Mitch Reynolds

Mayor and Presiding Officer

Jennifer Trost

Council Member

Matthew Gallager

City Engineer

Elaine Yager

Citizen Member

Mark Neumann

Council Member

Chris Kahlow

Council Member

James Cherf

Citizen Member

Jacob Sciammas

Citizen Member

James Szymalak

Citizen Member

Common Council

Chris Kahlow

Council President, District 6

Tamra Dickinson

Council Member, District 1

Barb Janssen

Council Member, District 3

Vacant

Council Member, District 5

Mackenzie Mindel

Council Member, District 8

Rebecca Schwarz

Council Member, District 10

Doug Happel

Council Member, District 12

Erin Goggin

Council Member, District 2

Larry Slezniow

Council Member, District 4

Mac Kiel

Council Member, District 7

Chris Woodard

Council Member, District 9

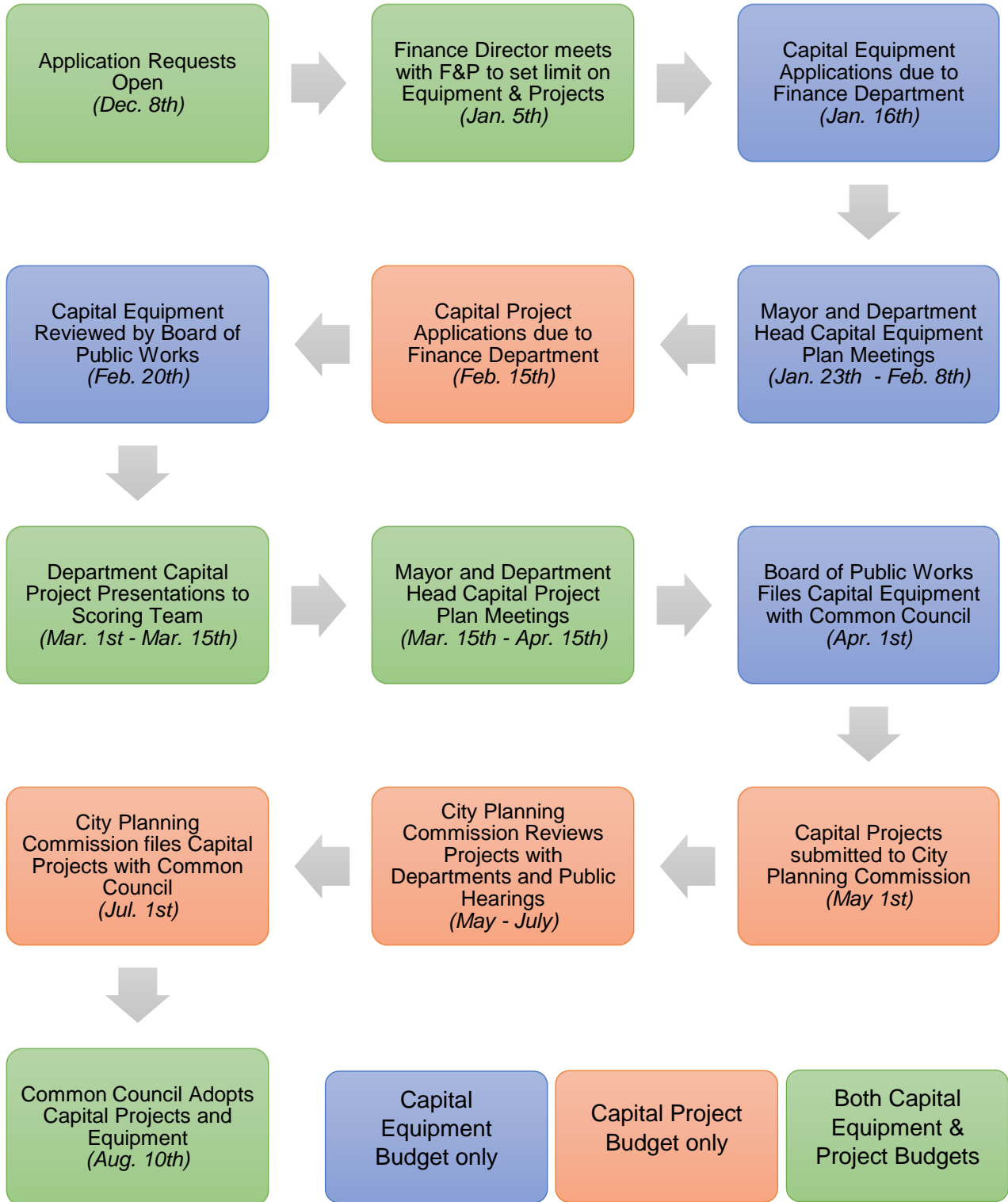
Jennifer Trost

Council Member, District 11

Mark Neumann

Council Member, District 13

Capital Budget Process Timeline



Tax Incremental Financing (TIF)

Tax Incremental Financing (TIF) generates tax revenue that can be used to fund infrastructure investment and other eligible projects that will facilitate private development. When a Tax Increment District (TID) is created, the current value of all the taxable property within the defined boundaries is established. This value is the “base value” of the TID. The taxes collected on this portion of the property value are shared by the overlying taxing jurisdictions, and once the TID is created this portion of the tax collections is allocated as it was at the creation of the TID. (See Figure 1)

Over the life of the TID, the county, school district, technical college and municipality collect taxes generated from the TID base value. Meanwhile, new construction and investment increase the value of the district. All of the taxes collected on the growth in value of the district (or the "value increment") are turned over to the City as "tax increment" revenue. The City uses this revenue stream to pay for improvements that it made within the district which were in the approved project plan.

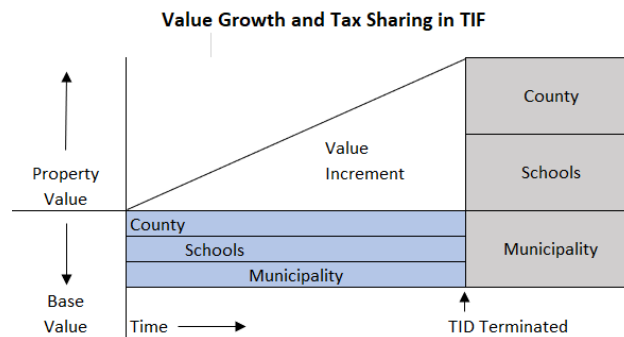
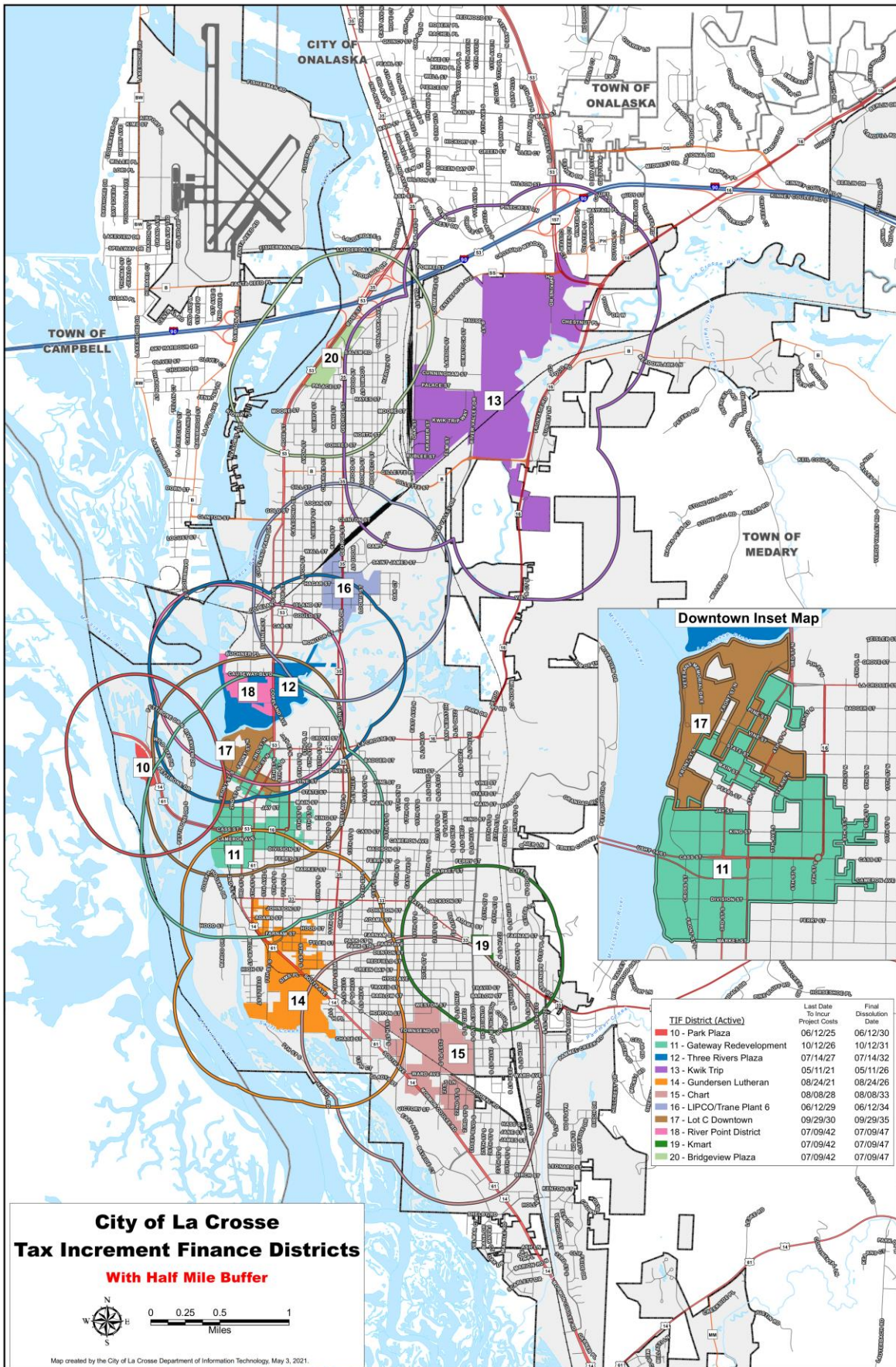


Figure 1

At the end of the maximum life period, or as soon as tax increments are collected in excess of total approved project costs, the TID is terminated. The entire value of the property that was in the TID is returned to the tax rolls of the overlying taxing jurisdictions. While the TID exists, the tax collections for each overlying jurisdiction are limited to the base value of the TID parcels. After termination of the TID, all of the overlying taxing jurisdictions share in a much larger tax base. Ideally this means that rates can be lowered to generate the same amount of revenue for the jurisdiction.

City of La Crosse Tax Incremental Districts

	Expenditure Period Deadline	TID Closure Date
TID 10 - Park Plaza	6/24/2025	6/12/2030
TID 11 - Gateway Redevelopment	10/12/2026	10/12/2031
TID 12 - Three Rivers Plaza	7/14/2027	7/14/2032
TID 13 - Kwik Trip	5/11/2021	5/11/2026
TID 14 - Gundersen Lutheran	8/24/2021	8/24/2026
TID 15 - Chart	8/8/2028	8/8/2033
TID 16 - LIPCO/Trane Plant 6	6/12/2029	6/12/2034
TID 17 - Lot C Downtown	9/28/2030	9/28/2035
TID 18 – River Point District	7/9/2042	7/9/2047
TID 19 – Kmart	7/9/2042	7/9/2047
TID 20 – Bridgeview Plaza	7/9/2042	7/9/2047



Totals by Funding Source

2025 Total Funding

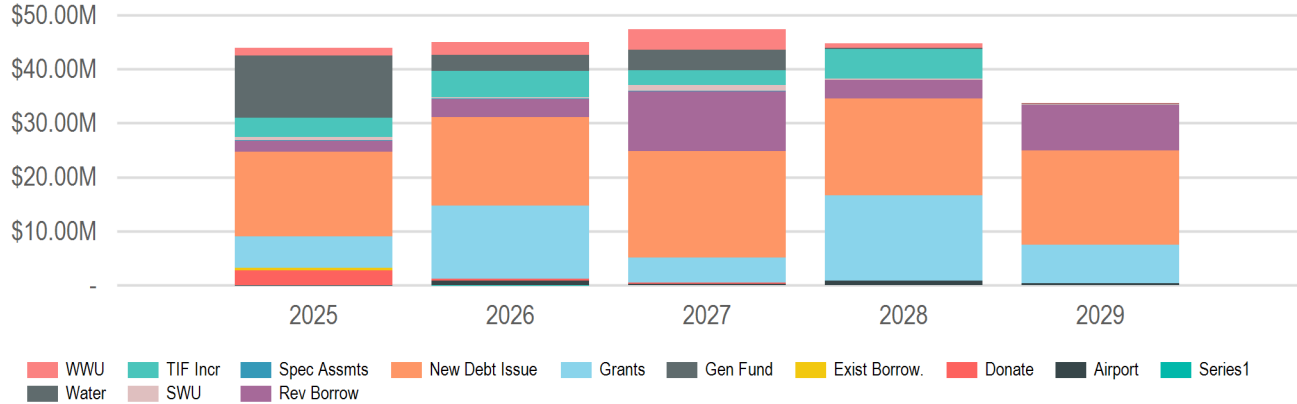
\$43,932,374

2025 New Borrowing

\$17,714,383

2025 City Funded

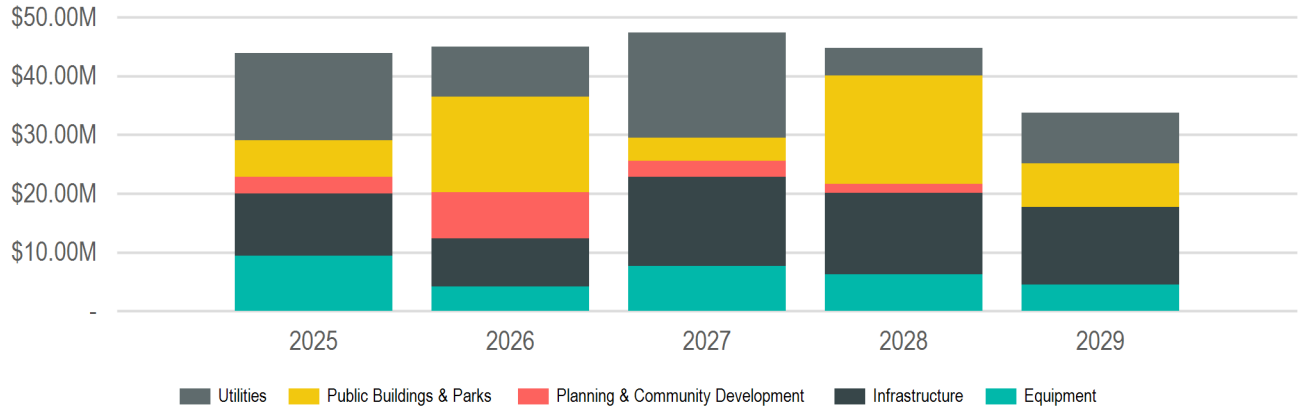
\$35,445,473



(In Thousands of Dollars)

Source	2025	2026	2027	2028	2029	Total
Borrowing	\$17,714,383	\$19,616,530	\$30,779,120	\$21,267,063	\$25,901,421	\$115,278,517
New Debt Issue	\$15,685,383	\$16,315,530	\$19,737,120	\$17,892,063	\$17,504,921	\$87,135,017
Revenue Bonds/Notes	\$2,029,000	\$3,301,000	\$11,042,000	\$3,375,000	\$8,396,500	\$28,143,500
Sanitary Sewer Utility	\$830,000	\$1,412,000	\$5,482,000	\$398,000	\$4,163,000	\$12,285,500
Storm Water Utility	\$839,000	\$1,792,000	\$2,322,000	\$2,694,500	\$2,042,500	\$9,690,000
Water Utility	\$360,000	\$97,000	\$3,238,000	\$282,500	\$2,191,000	\$6,168,500
Donations & Outside Funding	\$2,745,000	\$375,000	\$225,000	-	-	\$3,345,000
Donations	\$2,745,000	\$375,000	\$225,000	-	-	\$3,345,000
Grants & Other Intergovernmental	\$5,741,901	\$13,556,983	\$4,642,660	\$15,799,342	\$7,050,890	\$46,791,776
Federal	\$2,524,546	\$12,110,400	\$2,272,500	\$14,400,000	\$6,660,000	\$37,967,446
Local	\$15,355	\$16,583	\$17,910	\$19,342	\$20,890	\$90,080
State	\$3,202,000	\$1,430,000	\$2,352,250	\$1,380,000	\$370,000	\$8,734,250
Operating Funds	\$13,594,500	\$6,392,500	\$8,786,250	\$2,252,000	\$811,500	\$31,836,750
Enterprise/Utility Funds	\$13,594,500	\$6,392,500	\$8,786,250	\$2,252,000	\$811,500	\$31,836,750
Airport Operating Funds	\$30,000	\$770,000	\$151,250	\$535,000	\$51,500	\$1,537,750
Passenger Facility Charges	\$20,000	-	\$60,000	\$350,000	\$370,000	\$800,000
Sanitary Sewer Utility Funds	\$1,422,000	\$2,370,000	\$3,695,000	\$917,000	\$100,000	\$8,504,000
Storm Water Utility Funds	\$595,000	\$307,500	\$1,025,000	\$250,000	\$190,000	\$2,367,500
Water Utility Funds	\$11,527,500	\$2,945,000	\$3,855,000	\$200,000	\$100,000	\$18,627,500
Other	\$481,590	-	-	-	-	\$481,590
Existing Borrowing Funds	\$481,590	-	-	-	-	\$481,590
Special Funds	-	\$70,000	-	-	-	\$70,000
GREEN ISLAND LAND	-	\$70,000	-	-	-	\$70,000
Taxation	\$3,655,000	\$4,984,667	\$2,901,000	\$5,487,000	-	\$17,027,667
Special Assessments	\$120,000	\$120,000	\$120,000	-	-	\$360,000
TIF Increment	\$3,535,000	\$4,864,667	\$2,781,000	\$5,487,000	-	\$16,667,667
11 - Gateway Redevelopment	\$2,225,000	\$3,519,000	-	\$500,000	-	\$6,244,000
15 - Chart	\$350,000	\$624,667	\$250,000	-	-	\$1,224,667
16 - LIPCO/Trane Plant 6	\$460,000	\$221,000	\$1,031,000	-	-	\$1,712,000
17 - Lot C Downtown	-	-	\$1,000,000	\$4,500,000	-	\$5,500,000
18 - River Point District	\$500,000	\$500,000	\$500,000	\$487,000	-	\$1,987,000
New Borrowing Sub-Total	\$17,714,383	\$19,616,530	\$30,779,120	\$21,267,063	\$25,901,421	\$115,278,517
City Funded Sub-Total	\$35,445,473	\$31,063,697	\$42,466,370	\$29,006,063	\$26,712,921	\$164,694,524
Non-City Funded Sub-Total	\$8,486,901	\$13,931,983	\$4,867,660	\$15,799,342	\$7,050,890	\$50,136,776
	\$43,932,374	\$44,995,680	\$47,334,030	\$44,805,405	\$33,763,811	\$214,831,300

Totals by Expenditure Category



(In Thousands of Dollars)

Category	2025	2026	2027	2028	2029	Total
Equipment	\$9,359,677	\$4,127,063	\$7,674,780	\$6,225,405	\$4,521,311	\$31,908,236
Equipment and Tools	\$1,726,000	\$983,000	\$845,000	\$488,000	\$450,000	\$4,492,000
Technology Hardware and Software	\$1,823,677	\$1,078,963	\$2,372,910	\$2,053,842	\$1,798,890	\$9,128,282
Vehicles and Attachments	\$5,810,000	\$2,065,100	\$4,456,870	\$3,683,563	\$2,272,421	\$18,287,954
Infrastructure	\$10,587,897	\$8,173,167	\$15,156,000	\$13,880,000	\$13,146,000	\$60,943,064
Alleys	\$50,000	\$50,000	\$50,000	\$185,000	\$50,000	\$385,000
Bridges	\$1,077,500	\$1,527,500	\$30,000	\$30,000	\$32,500	\$2,697,500
Fiber & Telecommunications	\$95,000	\$95,000	\$95,000	\$95,000	-	\$380,000
Harbors, Docks and Waterways	-	\$50,000	-	\$50,000	-	\$100,000
Special Projects	\$150,000	-	-	-	-	\$150,000
Streets	\$8,995,397	\$5,520,667	\$14,151,000	\$12,300,000	\$9,422,500	\$50,389,564
<i>Bicycle and Pedestrian Improvements</i>	\$360,000	\$235,000	\$745,000	\$125,000	\$664,000	\$2,129,000
<i>DOT Projects</i>	-	\$325,000	\$500,000	-	-	\$825,000
<i>Street Improvements</i>	\$350,000	\$350,000	\$400,000	\$786,000	\$450,000	\$2,336,000
<i>Total Street Reconstruction</i>	\$7,085,397	\$3,410,667	\$11,306,000	\$10,189,000	\$7,108,500	\$39,099,564
<i>Traffic Signals</i>	\$1,200,000	\$1,200,000	\$1,200,000	\$1,200,000	\$1,200,000	\$6,000,000
Streetscaping	\$220,000	\$930,000	\$830,000	\$1,220,000	\$3,641,000	\$6,841,000
<i>Street Lighting</i>	\$120,000	\$830,000	\$730,000	\$1,120,000	\$3,541,000	\$6,341,000
<i>Streetscaping</i>	\$100,000	\$100,000	\$100,000	\$100,000	\$100,000	\$500,000
Planning & Community Development	\$2,855,300	\$7,870,700	\$2,750,000	\$1,500,000	-	\$14,976,000
Economic Development	-	\$100,000	-	-	-	\$100,000
<i>Façade Renovation</i>	-	\$100,000	-	-	-	\$100,000
Floodplain Improvements	\$50,000	-	-	-	-	\$50,000
Housing Rehabilitation	\$250,000	\$250,000	\$250,000	-	-	\$750,000
Miscellaneous	\$1,395,300	\$5,145,700	\$500,000	\$1,000,000	-	\$8,041,000
Neighborhoods	\$1,160,000	\$2,375,000	\$2,000,000	\$500,000	-	\$6,035,000
Public Buildings & Parks	\$6,265,000	\$16,308,750	\$3,876,250	\$18,500,000	\$7,400,000	\$52,350,000
Airport	\$400,000	\$10,000,000	\$2,450,000	\$15,400,000	\$7,400,000	\$35,650,000
<i>Other Buildings</i>	-	\$450,000	\$30,000	\$650,000	\$2,400,000	\$3,530,000
<i>Runways and Taxiways</i>	\$400,000	\$8,550,000	\$1,620,000	\$14,750,000	\$5,000,000	\$30,320,000
<i>Terminal</i>	-	\$1,000,000	\$800,000	-	-	\$1,800,000
Parks	\$1,310,000	\$1,470,000	\$550,000	-	-	\$3,330,000
<i>Aquatics Facilities</i>	-	\$900,000	-	-	-	\$900,000
<i>Blufflands</i>	\$110,000	-	-	-	-	\$110,000
<i>General Improvements</i>	\$100,000	-	-	-	-	\$100,000
<i>Recreation Facilities</i>	\$500,000	\$500,000	\$500,000	-	-	\$1,500,000
<i>Sports Facilities</i>	\$600,000	\$70,000	-	-	-	\$670,000
<i>Trails</i>	-	-	\$50,000	-	-	\$50,000
Police & Fire Stations	\$750,000	\$930,000	-	-	-	\$1,680,000
<i>Fire Stations</i>	\$750,000	\$930,000	-	-	-	\$1,680,000
Public Buildings	\$3,805,000	\$3,908,750	\$876,250	\$3,100,000	-	\$11,690,000
<i>City Hall</i>	\$70,000	\$150,000	-	\$100,000	-	\$320,000
<i>La Crosse Center Facility</i>	\$335,000	\$758,750	\$876,250	-	-	\$1,970,000
<i>Library</i>	\$900,000	-	-	-	-	\$900,000
<i>Municipal Service Center</i>	-	\$3,000,000	-	\$3,000,000	-	\$6,000,000
<i>Other Buildings</i>	\$2,500,000	-	-	-	-	\$2,500,000

Summary - Expenditure Category

Category	2025	2026	2027	2028	2029	Total
Utilities	\$14,864,500	\$8,516,000	\$17,877,000	\$4,700,000	\$8,696,500	\$54,654,000
Sanitary Sewer/Wastewater	\$2,005,000	\$3,647,000	\$8,387,000	\$1,298,000	\$4,263,000	\$19,600,000
<i>Lift Stations</i>	\$600,000	\$1,410,000	\$100,000	\$300,000	-	\$2,410,000
<i>Other</i>	-	\$75,000	\$5,000	-	-	\$80,000
<i>Sanitary Sewer Mains</i>	\$855,000	\$1,430,000	\$2,082,000	\$998,000	\$4,263,000	\$9,628,000
<i>Wastewater Treatment Plant</i>	\$550,000	\$732,000	\$6,200,000	-	-	\$7,482,000
Storm Sewer/Stormwater	\$1,114,000	\$1,942,000	\$2,562,000	\$2,944,500	\$2,142,500	\$10,705,000
<i>Lift Stations</i>	\$100,000	\$700,000	-	-	-	\$800,000
<i>Other</i>	\$50,000	\$50,000	\$190,000	\$150,000	-	\$440,000
<i>Storm Sewer Mains</i>	\$964,000	\$1,192,000	\$2,372,000	\$2,794,500	\$2,142,500	\$9,465,000
Water	\$11,745,500	\$2,927,000	\$6,928,000	\$457,500	\$2,291,000	\$24,349,000
<i>Other</i>	-	\$110,000	\$470,000	-	-	\$580,000
<i>Watermains</i>	\$6,575,500	\$197,000	\$6,338,000	\$382,500	\$2,291,000	\$15,784,000
<i>Wells, Pumphouses and Reservoir</i>	\$5,170,000	\$2,620,000	\$120,000	\$75,000	-	\$7,985,000

Buildings & Grounds

2025 Total Funding

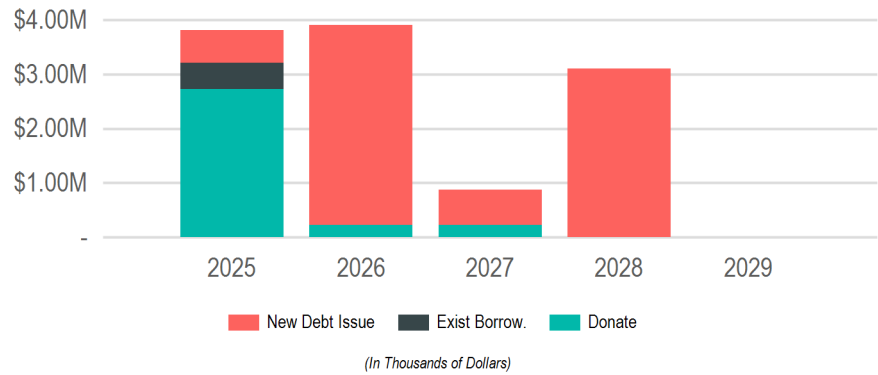
\$3,805,000

2025 New Borrowing

\$598,410

2025 City Funded

\$1,080,000



Sub Groups

Sub Group	2025	2026	2027	2028	2029	Total
City Hall	\$70,000	\$150,000	-	\$100,000	-	\$320,000
La Crosse Center	\$335,000	\$758,750	\$876,250	-	-	\$1,970,000
Library	\$900,000	-	-	-	-	\$900,000
Municipal Service Center	-	\$3,000,000	-	\$3,000,000	-	\$6,000,000
Others	\$2,500,000	-	-	-	-	\$2,500,000
	\$3,805,000	\$3,908,750	\$876,250	\$3,100,000	-	\$11,690,000

Funding Sources

Source	2025	2026	2027	2028	2029	Total
Borrowing	\$598,410	\$3,683,750	\$651,250	\$3,100,000	-	\$8,033,410
New Debt Issue	\$598,410	\$3,683,750	\$651,250	\$3,100,000	-	\$8,033,410
Donations & Outside Funding	\$2,725,000	\$225,000	\$225,000	-	-	\$3,175,000
Donations	\$2,725,000	\$225,000	\$225,000	-	-	\$3,175,000
Other	\$481,590	-	-	-	-	\$481,590
Existing Borrowing Funds	\$481,590	-	-	-	-	\$481,590
	\$3,805,000	\$3,908,750	\$876,250	\$3,100,000	-	\$11,690,000

City Hall

2025 Total Funding

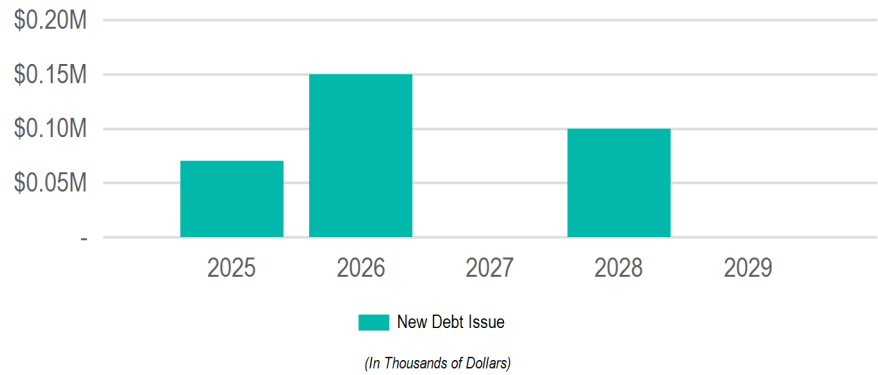
\$70,000

2025 New Borrowing

\$70,000

2025 City Funded

\$70,000



Funding Sources

Source	2025	2026	2027	2028	2029	Total
Borrowing	\$70,000	\$150,000	-	\$100,000	-	\$320,000
New Debt Issue	\$70,000	\$150,000	-	\$100,000	-	\$320,000
	\$70,000	\$150,000	-	\$100,000	-	\$320,000

Requests

Funding Source	Past	2025	2026	2027	2028	2029	Total
----------------	------	------	------	------	------	------	-------

[961]: New UPS and Mechanical Room on 5th Floor

Information Technology

Borrowing - New Debt Issue	-	\$70,000	-	-	-	-	\$70,000
	-	\$70,000	-	-	-	-	\$70,000

[561]: City Hall Plumbing Repairs/Bathroom Remodel

Grounds and Buildings

Borrowing - New Debt Issue	\$200,000	-	\$100,000	-	\$100,000	-	\$400,000
	\$200,000	-	\$100,000	-	\$100,000	-	\$400,000

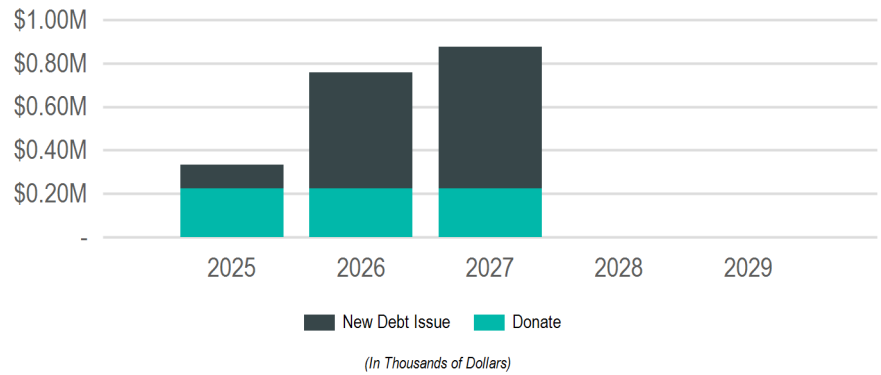
[542]: Interior Building Networking Cable Replacement

Information Technology

Borrowing - New Debt Issue	\$125,000	-	\$50,000	-	-	-	\$175,000
	\$125,000	-	\$50,000	-	-	-	\$175,000

La Crosse Center

2025 Total Funding
\$335,000
2025 New Borrowing
\$110,000
2025 City Funded
\$110,000



Funding Sources

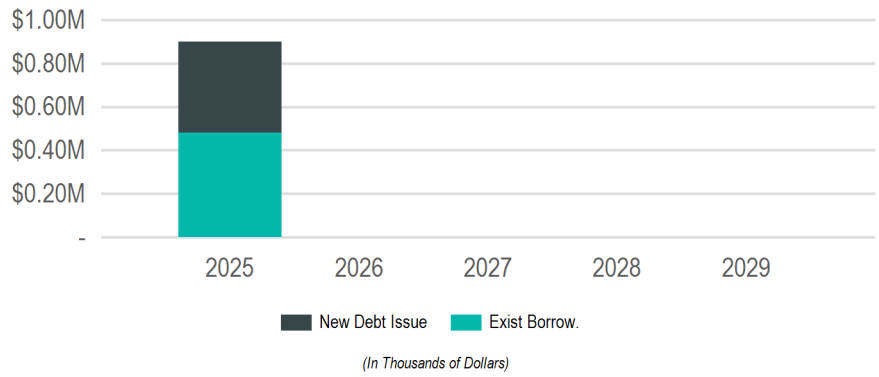
Source	2025	2026	2027	2028	2029	Total
Borrowing	\$110,000	\$533,750	\$651,250	-	-	\$1,295,000
New Debt Issue	\$110,000	\$533,750	\$651,250	-	-	\$1,295,000
Donations & Outside Funding	\$225,000	\$225,000	\$225,000	-	-	\$675,000
Donations	\$225,000	\$225,000	\$225,000	-	-	\$675,000
	\$335,000	\$758,750	\$876,250	-	-	\$1,970,000

Requests

Funding Source	Past	2025	2026	2027	2028	2029	Total
[969]: South Hall Renovation							
<i>La Crosse Center</i>							
Borrowing - New Debt Issue	-	\$110,000	\$533,750	\$651,250	-	-	\$1,295,000
Outside - Donations	-	\$225,000	\$225,000	\$225,000	-	-	\$675,000
	-	\$335,000	\$758,750	\$876,250	-	-	\$1,970,000

Library

2025 Total Funding
\$900,000
2025 New Borrowing
\$418,410
2025 City Funded
\$900,000



Funding Sources

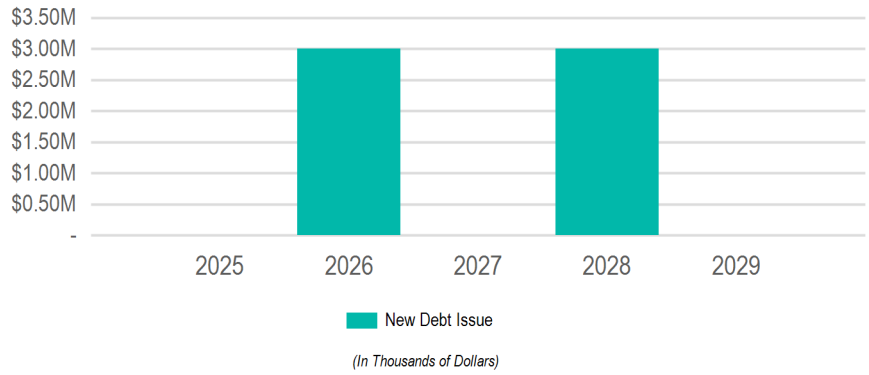
Source	2025	2026	2027	2028	2029	Total
Borrowing	\$418,410	-	-	-	-	\$418,410
New Debt Issue	\$418,410	-	-	-	-	\$418,410
Other	\$481,590	-	-	-	-	\$481,590
Existing Borrowing Funds	\$481,590	-	-	-	-	\$481,590
	\$900,000	-	-	-	-	\$900,000

Requests

Funding Source	Past	2025	2026	2027	2028	2029	Total
[926]: Main Library Air Handlers							
<i>Library</i>							
Borrowing - New Debt Issue	-	\$418,410	-	-	-	-	\$418,410
Other - Existing Bond Funds	-	\$481,590	-	-	-	-	\$481,590
	-	\$900,000	-	-	-	-	\$900,000

Municipal Service Center

2025 Total Funding
2025 New Borrowing
2025 City Funded



Funding Sources

Source	2025	2026	2027	2028	2029	Total
Borrowing	-	\$3,000,000	-	\$3,000,000	-	\$6,000,000
New Debt Issue	-	\$3,000,000	-	\$3,000,000	-	\$6,000,000
	-	\$3,000,000	-	\$3,000,000	-	\$6,000,000

Requests

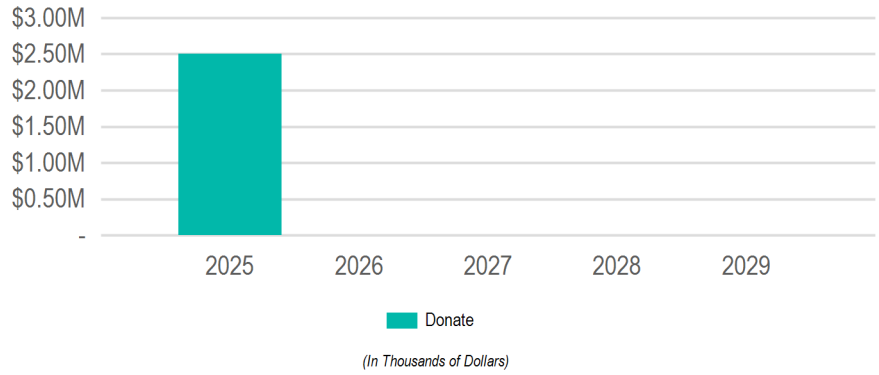
Funding Source	Past	2025	2026	2027	2028	2029	Total
----------------	------	------	------	------	------	------	-------

[825]: Municipal Services Center - Brine Tank Addition

<i>Streets</i>							
	Past	2025	2026	2027	2028	2029	Total
Borrowing - New Debt Issue	\$50,000	-	\$3,000,000	-	\$3,000,000	-	\$6,050,000
	\$50,000	-	\$3,000,000	-	\$3,000,000	-	\$6,050,000

Others

2025 Total Funding
\$2,500,000
2025 New Borrowing
2025 City Funded



Funding Sources

Source	2025	2026	2027	2028	2029	Total
Donations & Outside Funding	\$2,500,000	-	-	-	-	\$2,500,000
Donations	\$2,500,000	-	-	-	-	\$2,500,000
	\$2,500,000	-	-	-	-	\$2,500,000

Requests

Funding Source	Past	2025	2026	2027	2028	2029	Total
----------------	------	------	------	------	------	------	-------

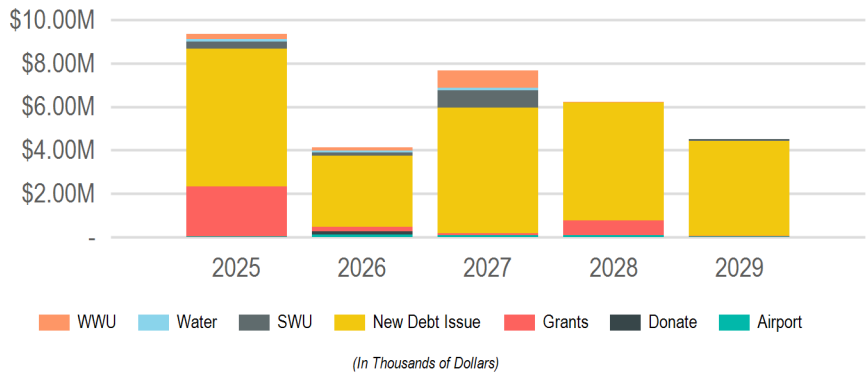
[922]: Black River Beach Neighborhood Addition

Parks, Recreation and Forestry

Outside - Donations	-	\$2,500,000	-	-	-	-	\$2,500,000
	-	\$2,500,000	-	-	-	-	\$2,500,000

Capital Equipment

2025 Total Funding
\$9,359,677
2025 New Borrowing
\$6,345,776
2025 City Funded
\$7,059,776



Departments

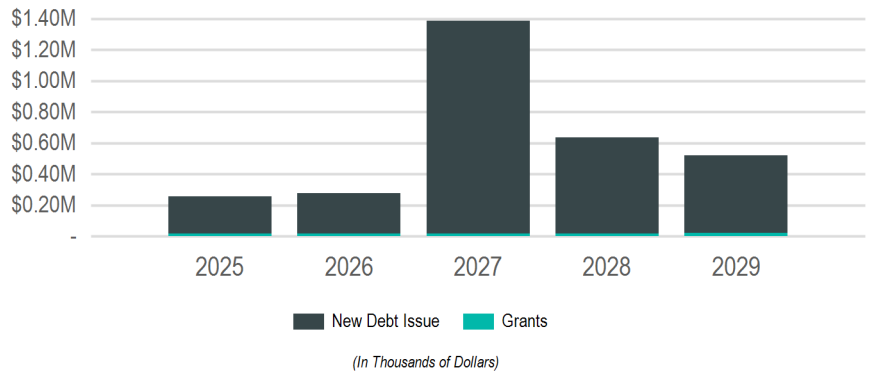
Department	2025	2026	2027	2028	2029	Total
General Government	\$5,245,677	\$3,444,563	\$5,799,780	\$5,443,405	\$4,379,811	\$24,313,236
Citywide	\$255,477	\$275,914	\$1,388,910	\$634,842	\$520,890	\$3,076,033
Engineering	\$75,000	-	-	-	-	\$75,000
Fire	\$247,000	-	\$40,000	\$971,000	\$40,000	\$1,298,000
Information Technology	\$1,317,000	\$564,000	\$984,000	\$1,194,000	\$528,000	\$4,587,000
La Crosse Center	\$280,000	-	\$135,000	\$225,000	\$900,000	\$1,540,000
Library	\$106,200	\$314,049	\$450,000	-	-	\$870,249
Parks, Recreation and Forestry	\$285,000	\$228,000	\$340,000	\$275,000	\$305,000	\$1,433,000
Police	\$380,000	\$290,000	\$290,000	\$20,000	-	\$980,000
Refuse and Recycling	\$365,000	\$148,400	\$157,304	\$166,742	\$176,746	\$1,014,192
Streets	\$1,935,000	\$1,624,200	\$2,014,566	\$1,956,821	\$1,909,175	\$9,439,762
Enterprise Funds	\$834,000	\$682,500	\$1,875,000	\$782,000	\$141,500	\$4,315,000
Airport	\$150,000	\$300,000	\$160,000	\$765,000	\$51,500	\$1,426,500
Sanitary Sewer Utility	\$247,000	\$135,000	\$790,000	\$17,000	-	\$1,189,000
Stormwater Utility	\$320,000	\$157,500	\$785,000	-	\$90,000	\$1,352,500
Water Utility	\$117,000	\$90,000	\$140,000	-	-	\$347,000
Special Revenue Funds	\$3,280,000	-	-	-	-	\$3,280,000
Municipal Transit	\$3,280,000	-	-	-	-	\$3,280,000
	\$9,359,677	\$4,127,063	\$7,674,780	\$6,225,405	\$4,521,311	\$31,908,236

Funding Sources

Source	2025	2026	2027	2028	2029	Total
Borrowing	\$6,345,776	\$3,277,980	\$5,781,870	\$5,424,063	\$4,358,921	\$25,188,610
New Debt Issue	\$6,345,776	\$3,277,980	\$5,781,870	\$5,424,063	\$4,358,921	\$25,188,610
Donations & Outside Funding	-	\$150,000	-	-	-	\$150,000
Donations	-	\$150,000	-	-	-	\$150,000
Grants & Other Intergovernmental	\$2,299,901	\$196,583	\$89,160	\$684,342	\$20,890	\$3,290,876
Federal	\$2,164,546	-	\$67,500	\$630,000	-	\$2,862,046
Local	\$15,355	\$16,583	\$17,910	\$19,342	\$20,890	\$90,080
State	\$120,000	\$180,000	\$3,750	\$35,000	-	\$338,750
Operating Funds	\$714,000	\$502,500	\$1,803,750	\$117,000	\$141,500	\$3,278,750
Enterprise/Utility Funds	\$714,000	\$502,500	\$1,803,750	\$117,000	\$141,500	\$3,278,750
	\$9,359,677	\$4,127,063	\$7,674,780	\$6,225,405	\$4,521,311	\$31,908,236

General Government - Citywide

2025 Total Funding
\$255,477
2025 New Borrowing
\$240,122
2025 City Funded
\$240,122



Funding Sources

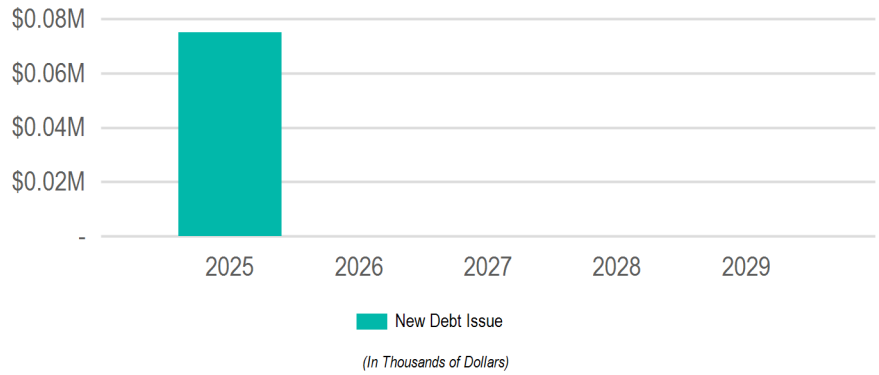
Source	2025	2026	2027	2028	2029	Total
Borrowing	\$240,122	\$259,331	\$1,371,000	\$615,500	\$500,000	\$2,985,953
New Debt Issue	\$240,122	\$259,331	\$1,371,000	\$615,500	\$500,000	\$2,985,953
Grants & Other Intergovernmental	\$15,355	\$16,583	\$17,910	\$19,342	\$20,890	\$90,080
Local	\$15,355	\$16,583	\$17,910	\$19,342	\$20,890	\$90,080
	\$255,477	\$275,914	\$1,388,910	\$634,842	\$520,890	\$3,076,033

Requests

Funding Source	Past	2025	2026	2027	2028	2029	Total
[E275]: P25 Radio System/NICE Logger/SUS/RSUS Service							
<i>Citywide</i>							
Borrowing - New Debt Issue	-	\$240,122	\$259,331	\$300,000	\$500,000	\$500,000	\$1,799,453
Grants - Local	-	\$15,355	\$16,583	\$17,910	\$19,342	\$20,890	\$90,080
	-	\$255,477	\$275,914	\$317,910	\$519,342	\$520,890	\$1,889,533
[E422]: Radio System Upgrades							
<i>Citywide</i>							
Borrowing - New Debt Issue	-	-	-	\$1,071,000	-	-	\$1,071,000
	-	-	-	\$1,071,000	-	-	\$1,071,000
[E423]: Copier/Printer Replacement							
<i>Citywide</i>							
Borrowing - New Debt Issue	-	-	-	-	\$115,500	-	\$115,500
	-	-	-	-	\$115,500	-	\$115,500

General Government - Engineering

2025 Total Funding
\$75,000
2025 New Borrowing
\$75,000
2025 City Funded
\$75,000



Funding Sources

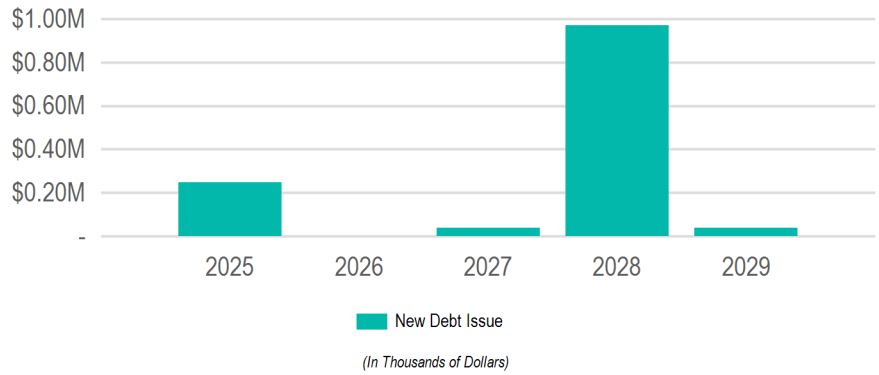
Source	2025	2026	2027	2028	2029	Total
Borrowing	\$75,000	-	-	-	-	\$75,000
New Debt Issue	\$75,000	-	-	-	-	\$75,000
	\$75,000	-	-	-	-	\$75,000

Requests

Funding Source	Past	2025	2026	2027	2028	2029	Total
[E425]: Surveying GPS Receiver & Data Collector							
<i>Engineering</i>							
Borrowing - New Debt Issue	-	\$40,000	-	-	-	-	\$40,000
	-	\$40,000	-	-	-	-	\$40,000
[E384]: Public Works Locator/Code Enforcement Technician vehicle							
<i>Engineering</i>							
Borrowing - New Debt Issue	-	\$35,000	-	-	-	-	\$35,000
	-	\$35,000	-	-	-	-	\$35,000

General Government - Fire

2025 Total Funding
\$247,000
2025 New Borrowing
\$247,000
2025 City Funded
\$247,000



Funding Sources

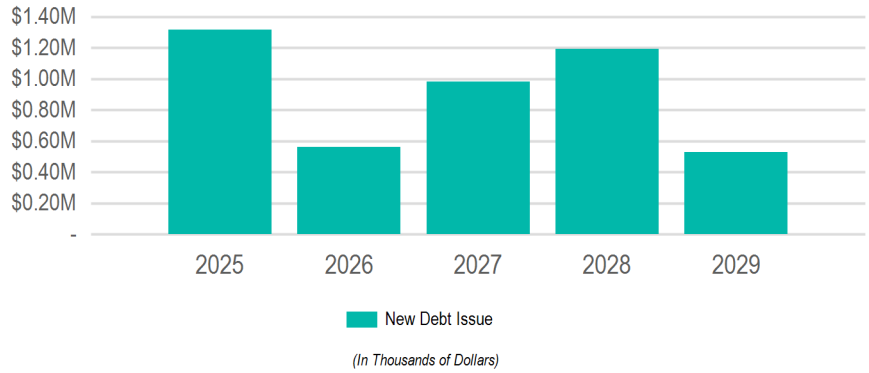
Source	2025	2026	2027	2028	2029	Total
Borrowing	\$247,000	-	\$40,000	\$971,000	\$40,000	\$1,298,000
New Debt Issue	\$247,000	-	\$40,000	\$971,000	\$40,000	\$1,298,000
	\$247,000	-	\$40,000	\$971,000	\$40,000	\$1,298,000

Requests

Funding Source	Past	2025	2026	2027	2028	2029	Total
[E424]: Fleet Vehicle Replacement							
<i>Fire</i>							
Borrowing - New Debt Issue	-	\$200,000	-	-	-	-	\$200,000
	-	\$200,000	-	-	-	-	\$200,000
[E378]: Training Smoke Machines and Mannequins							
<i>Fire</i>							
Borrowing - New Debt Issue	-	\$25,000	-	-	-	-	\$25,000
	-	\$25,000	-	-	-	-	\$25,000
[E96]: Advanced Life Support/Basic Life Support Emergency Medical Services Equipment							
<i>Fire</i>							
Borrowing - New Debt Issue	-	\$22,000	-	-	\$16,000	-	\$38,000
	-	\$22,000	-	-	\$16,000	-	\$38,000
[E109]: Special Operations Teams and Urban Search and Rescue Response Equipment							
<i>Fire</i>							
Borrowing - New Debt Issue	-	-	-	\$40,000	-	-	\$40,000
	-	-	-	\$40,000	-	-	\$40,000
[E263]: Hazardous Materials Team Response Vehicle							
<i>Fire</i>							
Borrowing - New Debt Issue	-	-	-	-	\$850,000	-	\$850,000
	-	-	-	-	\$850,000	-	\$850,000
[E97]: Training Site - Equipment Improvements and Live Burn Engineering Requirements							
<i>Fire</i>							
Borrowing - New Debt Issue	-	-	-	-	\$50,000	-	\$50,000
	-	-	-	-	\$50,000	-	\$50,000
[E119]: Cardiac Monitors and Associated Equipment							
<i>Fire</i>							
Borrowing - New Debt Issue	-	-	-	-	\$40,000	\$40,000	\$80,000
	-	-	-	-	\$40,000	\$40,000	\$80,000
[E196]: Thermal Imaging Cameras							
<i>Fire</i>							
Borrowing - New Debt Issue	-	-	-	-	\$15,000	-	\$15,000
	-	-	-	-	\$15,000	-	\$15,000

General Government - Information Technology

2025 Total Funding
\$1,317,000
2025 New Borrowing
\$1,317,000
2025 City Funded
\$1,317,000



Funding Sources

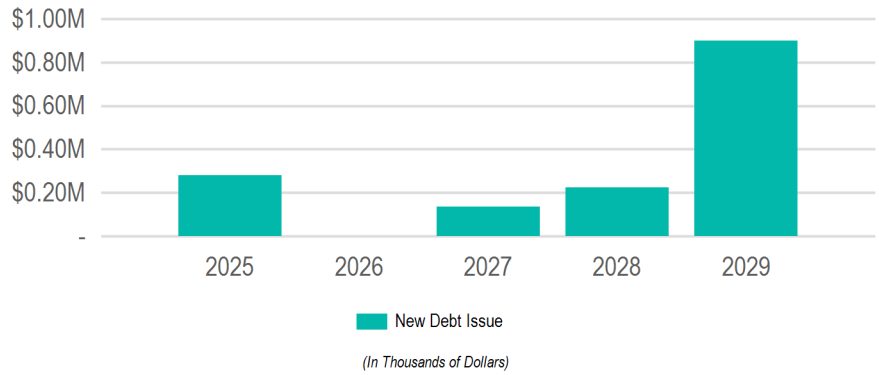
Source	2025	2026	2027	2028	2029	Total
Borrowing	\$1,317,000	\$564,000	\$984,000	\$1,194,000	\$528,000	\$4,587,000
New Debt Issue	\$1,317,000	\$564,000	\$984,000	\$1,194,000	\$528,000	\$4,587,000
	\$1,317,000	\$564,000	\$984,000	\$1,194,000	\$528,000	\$4,587,000

Requests

Funding Source	Past	2025	2026	2027	2028	2029	Total
[E105]: Networking/Backbone Upgrades							
<i>Information Technology</i>							
Borrowing - New Debt Issue	-	\$1,017,000	\$374,000	\$719,000	\$854,000	\$138,000	\$3,102,000
	-	\$1,017,000	\$374,000	\$719,000	\$854,000	\$138,000	\$3,102,000
[E61]: City Technology Upgrades							
<i>Information Technology</i>							
Borrowing - New Debt Issue	-	\$260,000	\$150,000	\$225,000	\$300,000	\$350,000	\$1,285,000
	-	\$260,000	\$150,000	\$225,000	\$300,000	\$350,000	\$1,285,000
[E101]: Domain Awareness, Building Security and Smart City							
<i>Information Technology</i>							
Borrowing - New Debt Issue	-	\$40,000	\$40,000	\$40,000	\$40,000	\$40,000	\$200,000
	-	\$40,000	\$40,000	\$40,000	\$40,000	\$40,000	\$200,000

General Government - La Crosse Center

2025 Total Funding
\$280,000
2025 New Borrowing
\$280,000
2025 City Funded
\$280,000



Funding Sources

Source	2025	2026	2027	2028	2029	Total
Borrowing	\$280,000	-	\$135,000	\$225,000	\$900,000	\$1,540,000
New Debt Issue	\$280,000	-	\$135,000	\$225,000	\$900,000	\$1,540,000
	\$280,000	-	\$135,000	\$225,000	\$900,000	\$1,540,000

Requests

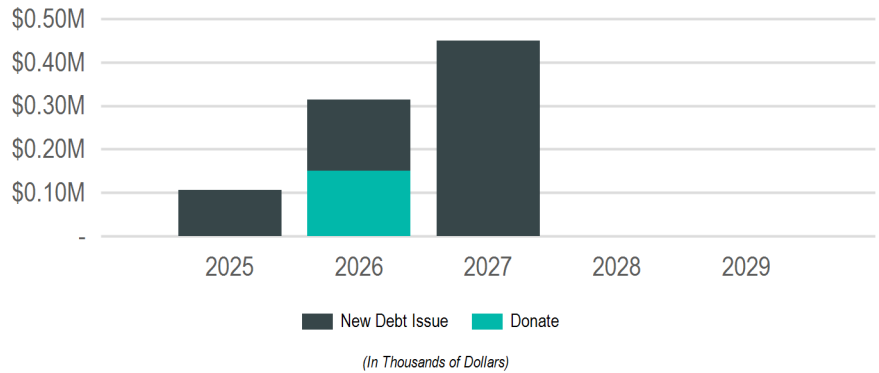
Funding Source	Past	2025	2026	2027	2028	2029	Total
[E356]: Horner Basketball Court							
<i>La Crosse Center</i>							
Borrowing - New Debt Issue	-	\$90,000	-	-	-	-	\$90,000
	-	\$90,000	-	-	-	-	\$90,000
[E355]: Bobcat Toolcat							
<i>La Crosse Center</i>							
Borrowing - New Debt Issue	-	\$70,000	-	-	-	-	\$70,000
	-	\$70,000	-	-	-	-	\$70,000
[E386]: Replacement Dance Floor							
<i>La Crosse Center</i>							
Borrowing - New Debt Issue	-	\$70,000	-	-	-	-	\$70,000
	-	\$70,000	-	-	-	-	\$70,000
[E350]: Medium sized Scrubber							
<i>La Crosse Center</i>							
Borrowing - New Debt Issue	-	\$50,000	-	-	-	-	\$50,000
	-	\$50,000	-	-	-	-	\$50,000
[E354]: Scissors lift							
<i>La Crosse Center</i>							
Borrowing - New Debt Issue	-	-	-	\$60,000	-	-	\$60,000
	-	-	-	\$60,000	-	-	\$60,000
[E349]: Forklift							
<i>La Crosse Center</i>							
Borrowing - New Debt Issue	-	-	-	\$45,000	-	-	\$45,000
	-	-	-	\$45,000	-	-	\$45,000
[E353]: LED Replacement Bulbs							
<i>La Crosse Center</i>							
Borrowing - New Debt Issue	-	-	-	\$30,000	-	-	\$30,000
	-	-	-	\$30,000	-	-	\$30,000
[E357]: Display Board							
<i>La Crosse Center</i>							
Borrowing - New Debt Issue	-	-	-	-	\$225,000	-	\$225,000
	-	-	-	-	\$225,000	-	\$225,000
[E387]: Video Score Board							
<i>La Crosse Center</i>							
Borrowing - New Debt Issue	-	-	-	-	-	\$750,000	\$750,000
	-	-	-	-	-	\$750,000	\$750,000

Requests

Funding Source	Past	2025	2026	2027	2028	2029	Total
[E388]: Banquet Equipment							
<i>La Crosse Center</i>							
Borrowing - New Debt Issue	-	-	-	-	-	\$150,000	\$150,000
	-	-	-	-	-	\$150,000	\$150,000

General Government - Library

2025 Total Funding
\$106,200
2025 New Borrowing
\$106,200
2025 City Funded
\$106,200



Funding Sources

Source	2025	2026	2027	2028	2029	Total
Borrowing	\$106,200	\$164,049	\$450,000	-	-	\$720,249
New Debt Issue	\$106,200	\$164,049	\$450,000	-	-	\$720,249
Donations & Outside Funding	-	\$150,000	-	-	-	\$150,000
Donations	-	\$150,000	-	-	-	\$150,000
	\$106,200	\$314,049	\$450,000	-	-	\$870,249

Requests

Funding Source	Past	2025	2026	2027	2028	2029	Total
[E383]: Library Technology Upgrades							
<i>Library</i>							
Borrowing - New Debt Issue	-	\$106,200	-	-	-	-	\$106,200
	-	\$106,200	-	-	-	-	\$106,200
[E385]: Library Network/Backbone Upgrades							
<i>Library</i>							
Borrowing - New Debt Issue	-	-	\$164,049	-	-	-	\$164,049
	-	-	\$164,049	-	-	-	\$164,049
[E367]: Mobile Library Vehicle - 33' Coach Style							
<i>Library</i>							
Borrowing - New Debt Issue	-	-	-	\$450,000	-	-	\$450,000
Outside - Donations	-	-	\$150,000	-	-	-	\$150,000
	-	-	\$150,000	\$450,000	-	-	\$600,000

General Government - Parks, Recreation and Forestry

2025 Total Funding

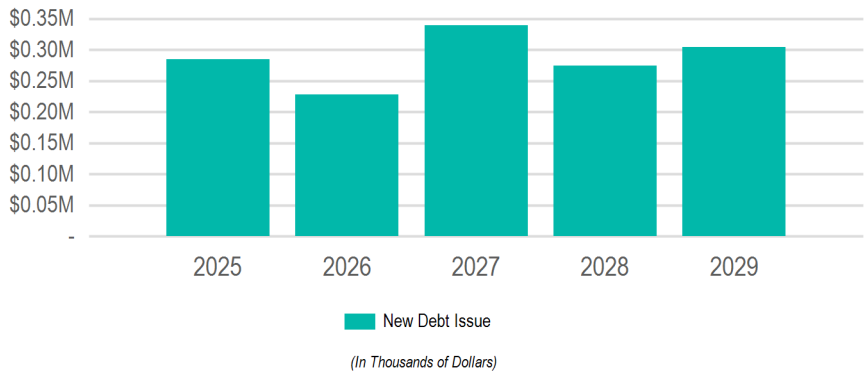
\$285,000

2025 New Borrowing

\$285,000

2025 City Funded

\$285,000



Funding Sources

Source	2025	2026	2027	2028	2029	Total
Borrowing	\$285,000	\$228,000	\$340,000	\$275,000	\$305,000	\$1,433,000
New Debt Issue	\$285,000	\$228,000	\$340,000	\$275,000	\$305,000	\$1,433,000
	\$285,000	\$228,000	\$340,000	\$275,000	\$305,000	\$1,433,000

Requests

Funding Source	Past	2025	2026	2027	2028	2029	Total
[E381]: Mecalac 9MWR							
<i>Parks, Recreation and Forestry</i>							
Borrowing - New Debt Issue	-	\$240,000	-	-	-	-	\$240,000
	-	\$240,000	-	-	-	-	\$240,000
[E347]: Copeland Baseball Scoreboard							
<i>Parks, Recreation and Forestry</i>							
Borrowing - New Debt Issue	-	\$45,000	-	-	-	-	\$45,000
	-	\$45,000	-	-	-	-	\$45,000
[E325]: Front End Loader							
<i>Parks, Recreation and Forestry</i>							
Borrowing - New Debt Issue	-	-	\$120,000	-	-	-	\$120,000
	-	-	\$120,000	-	-	-	\$120,000
[E401]: Greens Mower							
<i>Parks, Recreation and Forestry</i>							
Borrowing - New Debt Issue	-	-	\$42,000	-	-	\$47,000	\$89,000
	-	-	\$42,000	-	-	\$47,000	\$89,000
[E277]: Sport Bleachers							
<i>Parks, Recreation and Forestry</i>							
Borrowing - New Debt Issue	-	-	\$36,000	-	-	-	\$36,000
	-	-	\$36,000	-	-	-	\$36,000
[E323]: Aluminum Flagpole							
<i>Parks, Recreation and Forestry</i>							
Borrowing - New Debt Issue	-	-	\$30,000	-	-	-	\$30,000
	-	-	\$30,000	-	-	-	\$30,000
[E266]: Aerial Lift Truck							
<i>Parks, Recreation and Forestry</i>							
Borrowing - New Debt Issue	-	-	-	\$280,000	-	-	\$280,000
	-	-	-	\$280,000	-	-	\$280,000
[E407]: Fairway Mower							
<i>Parks, Recreation and Forestry</i>							
Borrowing - New Debt Issue	-	-	-	\$60,000	-	-	\$60,000
	-	-	-	\$60,000	-	-	\$60,000
[E328]: Zamboni							
<i>Parks, Recreation and Forestry</i>							
Borrowing - New Debt Issue	-	-	-	-	\$150,000	-	\$150,000
	-	-	-	-	\$150,000	-	\$150,000

Requests

Funding Source	Past	2025	2026	2027	2028	2029	Total
[E410]: Lawn Mower							
<i>Parks, Recreation and Forestry</i>							
Borrowing - New Debt Issue	-	-	-	-	\$70,000	-	\$70,000
	-	-	-	-	\$70,000	-	\$70,000
[E239]: Turf Gator							
<i>Parks, Recreation and Forestry</i>							
Borrowing - New Debt Issue	-	-	-	-	\$35,000	-	\$35,000
	-	-	-	-	\$35,000	-	\$35,000
[E346]: Lift Trailer							
<i>Parks, Recreation and Forestry</i>							
Borrowing - New Debt Issue	-	-	-	-	\$20,000	-	\$20,000
	-	-	-	-	\$20,000	-	\$20,000
[E345]: Dump Truck							
<i>Parks, Recreation and Forestry</i>							
Borrowing - New Debt Issue	-	-	-	-	-	\$230,000	\$230,000
	-	-	-	-	-	\$230,000	\$230,000
[E411]: Driving Range Picker							
<i>Parks, Recreation and Forestry</i>							
Borrowing - New Debt Issue	-	-	-	-	-	\$28,000	\$28,000
	-	-	-	-	-	\$28,000	\$28,000

General Government - Police

2025 Total Funding

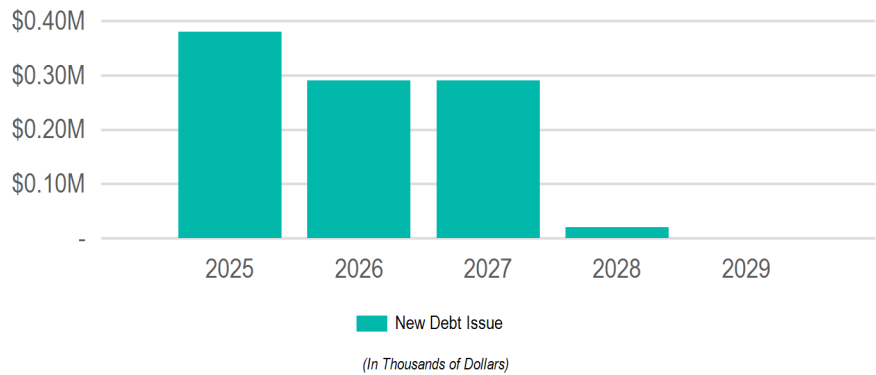
\$380,000

2025 New Borrowing

\$380,000

2025 City Funded

\$380,000



Funding Sources

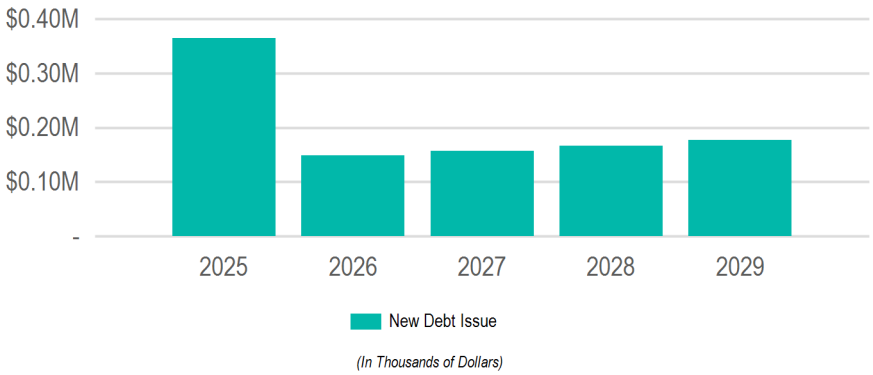
Source	2025	2026	2027	2028	2029	Total
Borrowing	\$380,000	\$290,000	\$290,000	\$20,000	-	\$980,000
New Debt Issue	\$380,000	\$290,000	\$290,000	\$20,000	-	\$980,000
	\$380,000	\$290,000	\$290,000	\$20,000	-	\$980,000

Requests

Funding Source	Past	2025	2026	2027	2028	2029	Total
[E421]: Motorola Handheld Radios							
<i>Police</i>							
Borrowing - New Debt Issue	-	\$270,000	\$270,000	\$270,000	-	-	\$810,000
	-	\$270,000	\$270,000	\$270,000	-	-	\$810,000
[E412]: DSR 2 Antenna Radar Unit							
<i>Police</i>							
Borrowing - New Debt Issue	-	\$90,000	-	-	-	-	\$90,000
	-	\$90,000	-	-	-	-	\$90,000
[E51]: Bullet Resistant Vests							
<i>Police</i>							
Borrowing - New Debt Issue	-	\$20,000	\$20,000	\$20,000	\$20,000	-	\$80,000
	-	\$20,000	\$20,000	\$20,000	\$20,000	-	\$80,000

General Government - Refuse and Recycling

2025 Total Funding
\$365,000
2025 New Borrowing
\$365,000
2025 City Funded
\$365,000



Funding Sources

Source	2025	2026	2027	2028	2029	Total
Borrowing	\$365,000	\$148,400	\$157,304	\$166,742	\$176,746	\$1,014,192
New Debt Issue	\$365,000	\$148,400	\$157,304	\$166,742	\$176,746	\$1,014,192
	\$365,000	\$148,400	\$157,304	\$166,742	\$176,746	\$1,014,192

Requests

Funding Source	Past	2025	2026	2027	2028	2029	Total
----------------	------	------	------	------	------	------	-------

[E420]: Screener

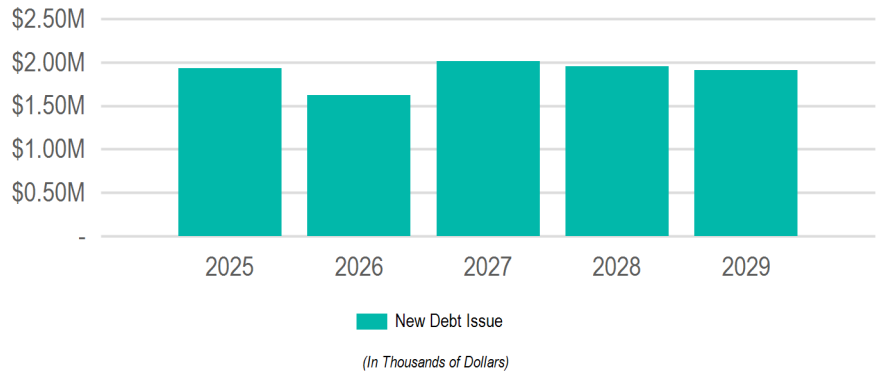
Refuse and Recycling							
Borrowing - New Debt Issue	-	\$225,000	-	-	-	-	\$225,000
	-	\$225,000	-	-	-	-	\$225,000

[E49]: Leaf Vacuum Collector

Refuse and Recycling							
Borrowing - New Debt Issue	-	\$140,000	\$148,400	\$157,304	\$166,742	\$176,746	\$789,192
	-	\$140,000	\$148,400	\$157,304	\$166,742	\$176,746	\$789,192

General Government - Streets

2025 Total Funding
\$1,935,000
2025 New Borrowing
\$1,935,000
2025 City Funded
\$1,935,000



Funding Sources

Source	2025	2026	2027	2028	2029	Total
Borrowing	\$1,935,000	\$1,624,200	\$2,014,566	\$1,956,821	\$1,909,175	\$9,439,762
New Debt Issue	\$1,935,000	\$1,624,200	\$2,014,566	\$1,956,821	\$1,909,175	\$9,439,762
	\$1,935,000	\$1,624,200	\$2,014,566	\$1,956,821	\$1,909,175	\$9,439,762

Requests

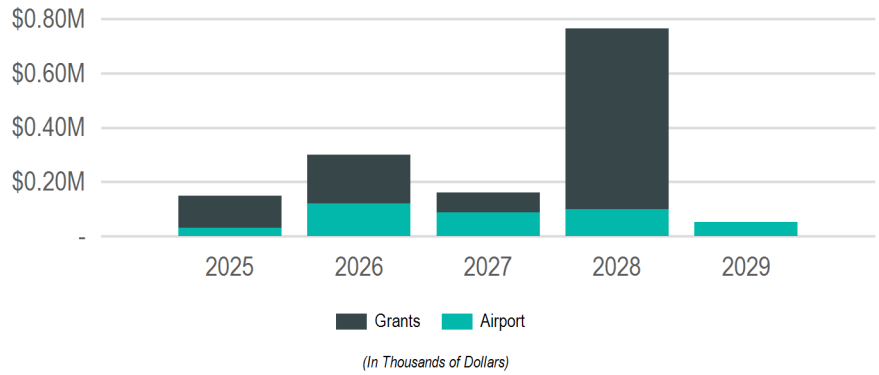
Funding Source	Past	2025	2026	2027	2028	2029	Total
[E86]: Tandem Axle Dump Truck with Front and Wing Plow							
<i>Streets</i>							
Borrowing - New Debt Issue	-	\$1,155,000	\$816,200	\$774,586	-	\$369,992	\$3,115,778
	-	\$1,155,000	\$816,200	\$774,586	-	\$369,992	\$3,115,778
[E87]: Single Axle Dump Truck w/Plow							
<i>Streets</i>							
Borrowing - New Debt Issue	-	\$260,000	\$533,000	\$564,980	\$876,821	\$894,183	\$3,128,984
	-	\$260,000	\$533,000	\$564,980	\$876,821	\$894,183	\$3,128,984
[E91]: Quad Axle Dump Truck							
<i>Streets</i>							
Borrowing - New Debt Issue	-	\$220,000	-	\$230,000	-	-	\$450,000
	-	\$220,000	-	\$230,000	-	-	\$450,000
[E317]: Crack Filler/ Patcher							
<i>Streets</i>							
Borrowing - New Debt Issue	-	\$185,000	-	\$85,000	\$90,000	-	\$360,000
	-	\$185,000	-	\$85,000	\$90,000	-	\$360,000
[E319]: Pavement Roller							
<i>Streets</i>							
Borrowing - New Debt Issue	-	\$60,000	\$205,000	-	-	-	\$265,000
	-	\$60,000	\$205,000	-	-	-	\$265,000
[E419]: Backhoe Hammer							
<i>Streets</i>							
Borrowing - New Debt Issue	-	\$30,000	-	-	-	-	\$30,000
	-	\$30,000	-	-	-	-	\$30,000
[E418]: Air Compressor							
<i>Streets</i>							
Borrowing - New Debt Issue	-	\$25,000	-	-	-	-	\$25,000
	-	\$25,000	-	-	-	-	\$25,000
[E318]: Column Lift							
<i>Streets</i>							
Borrowing - New Debt Issue	-	-	\$70,000	\$75,000	-	-	\$145,000
	-	-	\$70,000	\$75,000	-	-	\$145,000
[E316]: Loader							
<i>Streets</i>							
Borrowing - New Debt Issue	-	-	-	\$285,000	\$300,000	-	\$585,000
	-	-	-	\$285,000	\$300,000	-	\$585,000

Requests

Funding Source	Past	2025	2026	2027	2028	2029	Total
[E92]: Motor Grader							
<i>Streets</i>							
Borrowing - New Debt Issue	-	-	-	-	\$390,000	-	\$390,000
	-	-	-	-	\$390,000	-	\$390,000
[E83]: Pelican Street Sweeper							
<i>Streets</i>							
Borrowing - New Debt Issue	-	-	-	-	\$300,000	\$300,000	\$600,000
	-	-	-	-	\$300,000	\$300,000	\$600,000
[E416]: Tractor Backhoe							
<i>Streets</i>							
Borrowing - New Debt Issue	-	-	-	-	-	\$185,000	\$185,000
	-	-	-	-	-	\$185,000	\$185,000
[E417]: Aerial Platform Truck							
<i>Streets</i>							
Borrowing - New Debt Issue	-	-	-	-	-	\$160,000	\$160,000
	-	-	-	-	-	\$160,000	\$160,000

Enterprise Funds - Airport

2025 Total Funding
\$150,000
2025 New Borrowing
2025 City Funded
\$30,000



Funding Sources

Source	2025	2026	2027	2028	2029	Total
Grants & Other Intergovernmental	\$120,000	\$180,000	\$71,250	\$665,000	-	\$1,036,250
Federal	-	-	\$67,500	\$630,000	-	\$697,500
State	\$120,000	\$180,000	\$3,750	\$35,000	-	\$338,750
Operating Funds	\$30,000	\$120,000	\$88,750	\$100,000	\$51,500	\$390,250
Enterprise/Utility Funds	\$30,000	\$120,000	\$88,750	\$100,000	\$51,500	\$390,250
	\$150,000	\$300,000	\$160,000	\$765,000	\$51,500	\$1,426,500

Requests

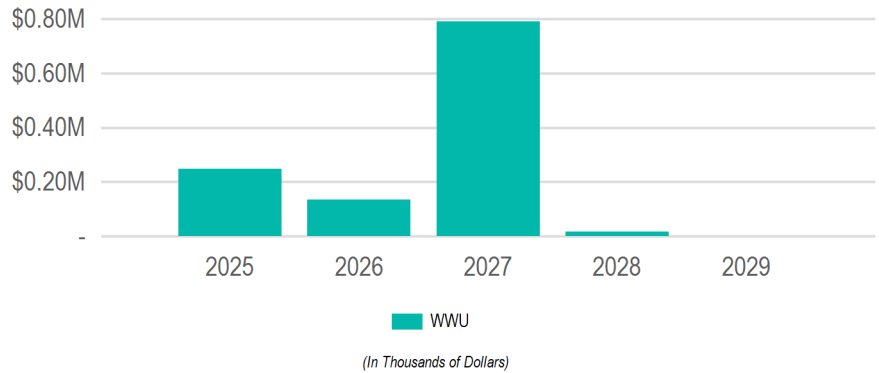
Funding Source	Past	2025	2026	2027	2028	2029	Total
[E163]: Tractor							
<i>Airport</i>							
Grants - State	-	\$120,000	-	-	-	-	\$120,000
Operating - Airport Operating Funds	-	\$30,000	-	-	-	-	\$30,000
	-	\$150,000	-	-	-	-	\$150,000
[E289]: Sand Truck with Plow							
<i>Airport</i>							
Grants - State	-	-	\$180,000	-	-	-	\$180,000
Operating - Airport Operating Funds	-	-	\$45,000	-	-	-	\$45,000
	-	-	\$225,000	-	-	-	\$225,000
[E165]: Airport Information Technology Equipment							
<i>Airport</i>							
Operating - Airport Operating Funds	-	-	\$75,000	-	-	-	\$75,000
	-	-	\$75,000	-	-	-	\$75,000
[E288]: Utility Mower							
<i>Airport</i>							
Operating - Airport Operating Funds	-	-	-	\$85,000	-	-	\$85,000
	-	-	-	\$85,000	-	-	\$85,000
[E336]: Runway Closure Crosses							
<i>Airport</i>							
Grants - Federal	-	-	-	\$67,500	-	-	\$67,500
Grants - State	-	-	-	\$3,750	-	-	\$3,750
Operating - Airport Operating Funds	-	-	-	\$3,750	-	-	\$3,750
	-	-	-	\$75,000	-	-	\$75,000
[E374]: Airfield Rotary Snow Plow							
<i>Airport</i>							
Grants - Federal	-	-	-	-	\$630,000	-	\$630,000
Grants - State	-	-	-	-	\$35,000	-	\$35,000
Operating - Passenger Facility Charges	-	-	-	-	\$35,000	-	\$35,000
	-	-	-	-	\$700,000	-	\$700,000
[E335]: Maintenance Pickup							
<i>Airport</i>							
Operating - Airport Operating Funds	-	-	-	-	\$65,000	-	\$65,000
	-	-	-	-	\$65,000	-	\$65,000

Requests

Funding Source	Past	2025	2026	2027	2028	2029	Total
[E373]: Mower							
<i>Airport</i>							
Operating - Airport Operating Funds	-	-	-	-	-	\$51,500	\$51,500
	-	-	-	-	-	\$51,500	\$51,500

Enterprise Funds - Sanitary Sewer Utility

2025 Total Funding
\$247,000
2025 New Borrowing
2025 City Funded
\$247,000



Funding Sources

Source	2025	2026	2027	2028	2029	Total
Operating Funds	\$247,000	\$135,000	\$790,000	\$17,000	-	\$1,189,000
Enterprise/Utility Funds	\$247,000	\$135,000	\$790,000	\$17,000	-	\$1,189,000
	\$247,000	\$135,000	\$790,000	\$17,000	-	\$1,189,000

Requests

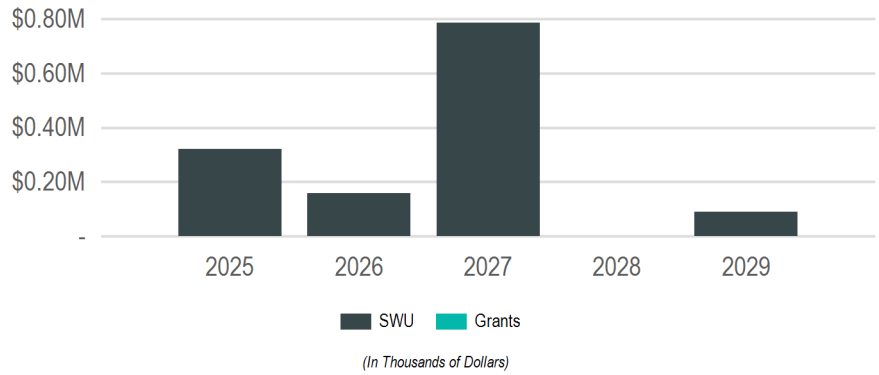
Funding Source	Past	2025	2026	2027	2028	2029	Total
[E403]: Electrician service vehicle							
<i>Sanitary Sewer Utility</i>							
Operating - Sanitary Sewer Utility Funds	-	\$90,000	-	-	-	-	\$90,000
	-	\$90,000	-	-	-	-	\$90,000
[E393]: Core and Pour Manhole Cutter							
<i>Sanitary Sewer Utility</i>							
Operating - Sanitary Sewer Utility Funds	-	\$70,000	-	-	-	-	\$70,000
	-	\$70,000	-	-	-	-	\$70,000
[E304]: Forklift							
<i>Sanitary Sewer Utility</i>							
Operating - Sanitary Sewer Utility Funds	-	\$42,000	-	-	-	-	\$42,000
	-	\$42,000	-	-	-	-	\$42,000
[E389]: Manhole Inspection Camera							
<i>Sanitary Sewer Utility</i>							
Operating - Sanitary Sewer Utility Funds	-	\$30,000	-	-	-	-	\$30,000
	-	\$30,000	-	-	-	-	\$30,000
[E395]: Root Removal Chain Scraper							
<i>Sanitary Sewer Utility</i>							
Operating - Sanitary Sewer Utility Funds	-	\$15,000	-	-	-	-	\$15,000
	-	\$15,000	-	-	-	-	\$15,000
[E398]: Utility Easement Mower							
<i>Sanitary Sewer Utility</i>							
Operating - Sanitary Sewer Utility Funds	-	-	\$75,000	-	-	-	\$75,000
	-	-	\$75,000	-	-	-	\$75,000
[E397]: Towed Crash Attenuator							
<i>Sanitary Sewer Utility</i>							
Operating - Sanitary Sewer Utility Funds	-	-	\$30,000	-	-	-	\$30,000
	-	-	\$30,000	-	-	-	\$30,000
[E402]: Electric Utility Vehicle							
<i>Sanitary Sewer Utility</i>							
Operating - Sanitary Sewer Utility Funds	-	-	\$30,000	-	-	-	\$30,000
	-	-	\$30,000	-	-	-	\$30,000
[E309]: Sewer Main Flushing Truck							
<i>Sanitary Sewer Utility</i>							
Operating - Sanitary Sewer Utility Funds	-	-	-	\$400,000	-	-	\$400,000
	-	-	-	\$400,000	-	-	\$400,000

Requests

Funding Source	Past	2025	2026	2027	2028	2029	Total
[E399]: Sewer Main Televising Truck							
<i>Sanitary Sewer Utility</i>							
Operating - Sanitary Sewer Utility Funds	-	-	-	\$300,000	-	-	\$300,000
	-	-	-	\$300,000	-	-	\$300,000
[E405]: Mechanic service vanbody chassis							
<i>Sanitary Sewer Utility</i>							
Operating - Sanitary Sewer Utility Funds	-	-	-	\$90,000	-	-	\$90,000
	-	-	-	\$90,000	-	-	\$90,000
[E409]: Rooftop-HVAC Mens'locker room							
<i>Sanitary Sewer Utility</i>							
Operating - Sanitary Sewer Utility Funds	-	-	-	-	\$17,000	-	\$17,000
	-	-	-	-	\$17,000	-	\$17,000

Enterprise Funds - Stormwater Utility

2025 Total Funding
\$320,000
2025 New Borrowing
2025 City Funded
\$320,000



Funding Sources

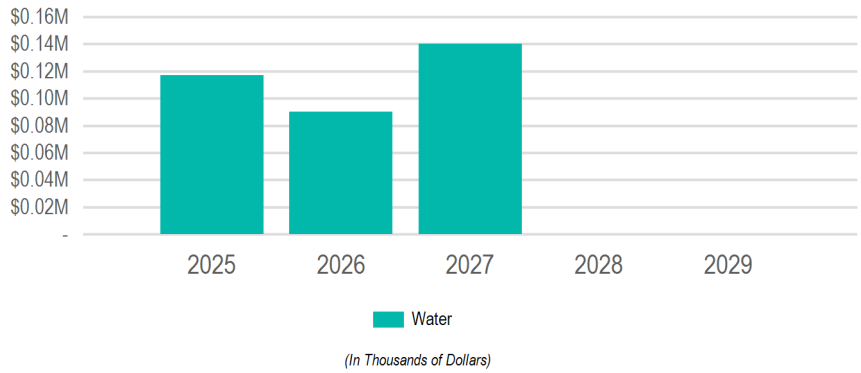
Source	2025	2026	2027	2028	2029	Total
Operating Funds	\$320,000	\$157,500	\$785,000	-	\$90,000	\$1,352,500
Enterprise/Utility Funds	\$320,000	\$157,500	\$785,000	-	\$90,000	\$1,352,500
	\$320,000	\$157,500	\$785,000	-	\$90,000	\$1,352,500

Requests

Funding Source	Past	2025	2026	2027	2028	2029	Total
[E253]: Hook Truck							
<i>Stormwater Utility</i>							
Operating - Storm Water Utility Funds	-	\$300,000	-	-	-	-	\$300,000
	-	\$300,000	-	-	-	-	\$300,000
[E391]: Stormwater Skid Loader Trailer							
<i>Stormwater Utility</i>							
Operating - Storm Water Utility Funds	-	\$20,000	-	-	-	-	\$20,000
	-	\$20,000	-	-	-	-	\$20,000
[E396]: Utility Flatbed Work Truck							
<i>Stormwater Utility</i>							
Operating - Storm Water Utility Funds	-	-	\$87,500	-	-	\$90,000	\$177,500
	-	-	\$87,500	-	-	\$90,000	\$177,500
[E303]: 6" Self-Priming Storm Water Pump							
<i>Stormwater Utility</i>							
Operating - Storm Water Utility Funds	-	-	\$70,000	\$85,000	-	-	\$155,000
	-	-	\$70,000	\$85,000	-	-	\$155,000
[E264]: Combination Jetting/Vacuum Truck							
<i>Stormwater Utility</i>							
Operating - Storm Water Utility Funds	-	-	-	\$700,000	-	-	\$700,000
	-	-	-	\$700,000	-	-	\$700,000

Enterprise Funds - Water Utility

2025 Total Funding
\$117,000
2025 New Borrowing
2025 City Funded
\$117,000



Funding Sources

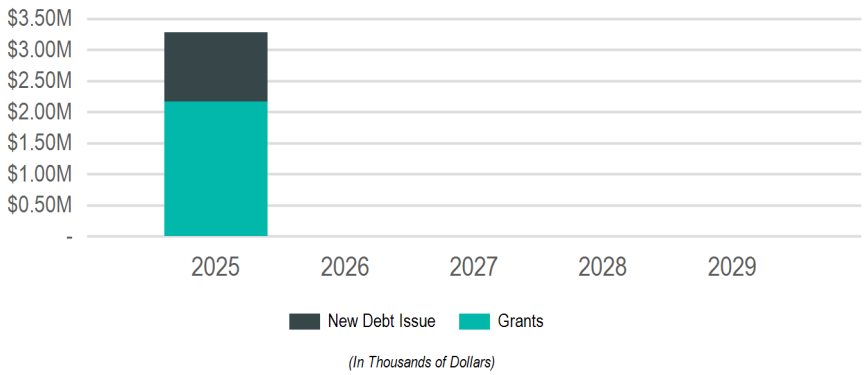
Source	2025	2026	2027	2028	2029	Total
Operating Funds	\$117,000	\$90,000	\$140,000	-	-	\$347,000
Enterprise/Utility Funds	\$117,000	\$90,000	\$140,000	-	-	\$347,000
	\$117,000	\$90,000	\$140,000	-	-	\$347,000

Requests

Funding Source	Past	2025	2026	2027	2028	2029	Total
[E413]: 1/2 Ton Truck - WTR-19							
<i>Water Utility</i>							
Operating - Water Utility Funds	-	\$80,000	-	-	-	-	\$80,000
	-	\$80,000	-	-	-	-	\$80,000
[E330]: Truck Mounted Valve Turner							
<i>Water Utility</i>							
Operating - Water Utility Funds	-	\$25,000	-	-	-	-	\$25,000
	-	\$25,000	-	-	-	-	\$25,000
[E331]: Walk Behind Saw							
<i>Water Utility</i>							
Operating - Water Utility Funds	-	\$12,000	-	-	-	-	\$12,000
	-	\$12,000	-	-	-	-	\$12,000
[E295]: Skid Steer Loader							
<i>Water Utility</i>							
Operating - Water Utility Funds	-	-	\$75,000	-	-	-	\$75,000
	-	-	\$75,000	-	-	-	\$75,000
[E296]: Miller Welder #1							
<i>Water Utility</i>							
Operating - Water Utility Funds	-	-	\$15,000	-	-	-	\$15,000
	-	-	\$15,000	-	-	-	\$15,000
[E327]: Dump Truck							
<i>Water Utility</i>							
Operating - Water Utility Funds	-	-	-	\$140,000	-	-	\$140,000
	-	-	-	\$140,000	-	-	\$140,000

Special Revenue Funds - Municipal Transit

2025 Total Funding
\$3,280,000
2025 New Borrowing
\$1,115,454
2025 City Funded
\$1,115,454



Funding Sources

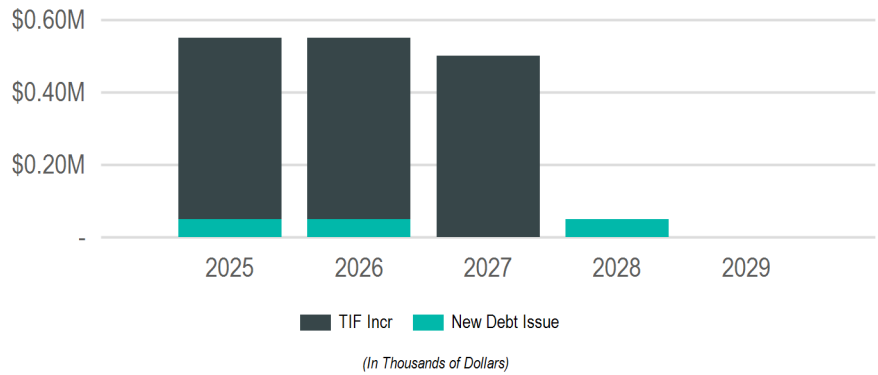
Source	2025	2026	2027	2028	2029	Total
Borrowing	\$1,115,454	-	-	-	-	\$1,115,454
New Debt Issue	\$1,115,454	-	-	-	-	\$1,115,454
Grants & Other Intergovernmental	\$2,164,546	-	-	-	-	\$2,164,546
Federal	\$2,164,546	-	-	-	-	\$2,164,546
	\$3,280,000	-	-	-	-	\$3,280,000

Requests

Funding Source	Past	2025	2026	2027	2028	2029	Total
[E392]: (2) 35' Hybrid Buses							
<i>Municipal Transit</i>							
Borrowing - New Debt Issue	-	\$620,000	-	-	-	-	\$620,000
Grants - Federal	-	\$1,280,000	-	-	-	-	\$1,280,000
	-	\$1,900,000	-	-	-	-	\$1,900,000
[E390]: 35' Low Floor Clean Diesel Buses							
<i>Municipal Transit</i>							
Borrowing - New Debt Issue	-	\$395,454	-	-	-	-	\$395,454
Grants - Federal	-	\$884,546	-	-	-	-	\$884,546
	-	\$1,280,000	-	-	-	-	\$1,280,000
[E394]: Automated Vehicle Locator							
<i>Municipal Transit</i>							
Borrowing - New Debt Issue	-	\$100,000	-	-	-	-	\$100,000
	-	\$100,000	-	-	-	-	\$100,000

Flood Control, Harbors & Waterfront

2025 Total Funding
\$550,000
2025 New Borrowing
\$50,000
2025 City Funded
\$550,000



Funding Sources

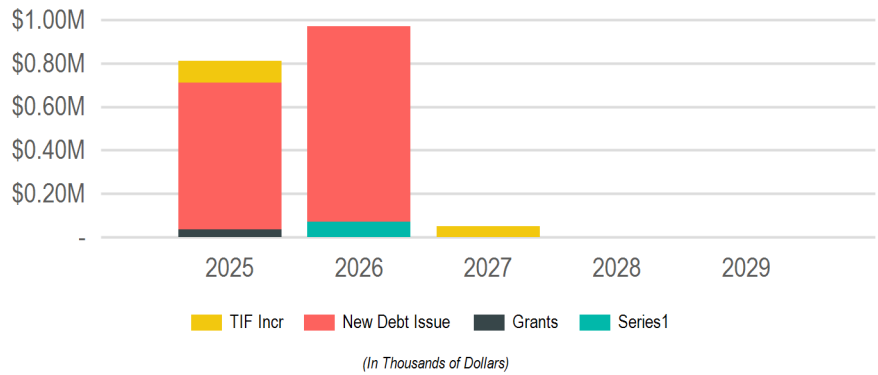
Source	2025	2026	2027	2028	2029	Total
Borrowing	\$50,000	\$50,000	-	\$50,000	-	\$150,000
New Debt Issue	\$50,000	\$50,000	-	\$50,000	-	\$150,000
Taxation	\$500,000	\$500,000	\$500,000	-	-	\$1,500,000
TIF Increment	\$500,000	\$500,000	\$500,000	-	-	\$1,500,000
	\$550,000	\$550,000	\$500,000	\$50,000	-	\$1,650,000

Requests

Funding Source	Past	2025	2026	2027	2028	2029	Total
[555]: River Point District Waterway Development Plan							
<i>Parks, Recreation and Forestry</i>							
Other - TIF Increment - 18	\$500,000	\$500,000	\$500,000	\$500,000	-	-	\$2,000,000
	\$500,000	\$500,000	\$500,000	\$500,000	-	-	\$2,000,000
[551]: Marsh Hydrological Study & Implementation							
<i>Parks, Recreation and Forestry</i>							
Borrowing - New Debt Issue	\$300,000	\$50,000	-	-	-	-	\$350,000
	\$300,000	\$50,000	-	-	-	-	\$350,000
[624]: Flood Levee Rehabilitation							
<i>Engineering</i>							
Borrowing - New Debt Issue	\$1,800,000	-	\$50,000	-	\$50,000	-	\$1,900,000
	\$1,800,000	-	\$50,000	-	\$50,000	-	\$1,900,000

Parks, Recreation & Forestry

2025 Total Funding
\$810,000
2025 New Borrowing
\$675,000
2025 City Funded
\$775,000



Funding Sources

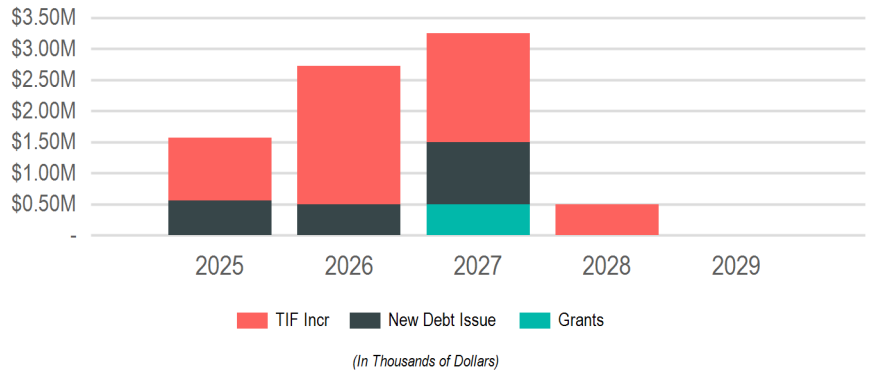
Source	2025	2026	2027	2028	2029	Total
Borrowing	\$675,000	\$900,000	-	-	-	\$1,575,000
New Debt Issue	\$675,000	\$900,000	-	-	-	\$1,575,000
Grants & Other Intergovernmental	\$35,000	-	-	-	-	\$35,000
State	\$35,000	-	-	-	-	\$35,000
Special Funds	-	\$70,000	-	-	-	\$70,000
GREEN ISLAND LAND	-	\$70,000	-	-	-	\$70,000
Taxation	\$100,000	-	\$50,000	-	-	\$150,000
TIF Increment	\$100,000	-	\$50,000	-	-	\$150,000
	\$810,000	\$970,000	\$50,000	-	-	\$1,830,000

Requests

Funding Source	Past	2025	2026	2027	2028	2029	Total
[544]: Forest Hills Tennis Courts							
<i>Parks, Recreation and Forestry</i>							
Borrowing - New Debt Issue	-	\$600,000	-	-	-	-	\$600,000
	-	\$600,000	-	-	-	-	\$600,000
[855]: Aspen Trail Bridge Replacement							
<i>Parks, Recreation and Forestry</i>							
Borrowing - New Debt Issue	-	\$75,000	-	-	-	-	\$75,000
Grants - State	-	\$35,000	-	-	-	-	\$35,000
	-	\$110,000	-	-	-	-	\$110,000
[716]: Coulee Park							
<i>Parks, Recreation and Forestry</i>							
Other - TIF Increment - 15	-	\$100,000	-	-	-	-	\$100,000
	-	\$100,000	-	-	-	-	\$100,000
[554]: Northside Community Pool							
<i>Parks, Recreation and Forestry</i>							
Borrowing - New Debt Issue	-	-	\$900,000	-	-	-	\$900,000
	-	-	\$900,000	-	-	-	\$900,000
[702]: Green Island Tennis Facility							
<i>Parks, Recreation and Forestry</i>							
Special - GREEN ISLAND LAND (Fund 240)	-	-	\$70,000	-	-	-	\$70,000
	-	-	\$70,000	-	-	-	\$70,000
[682]: Red Cloud Park Trail							
<i>Planning and Development</i>							
Other - TIF Increment - 16	-	-	-	\$50,000	-	-	\$50,000
	-	-	-	\$50,000	-	-	\$50,000

Planning & Community Development

2025 Total Funding
\$1,570,000
2025 New Borrowing
\$560,000
2025 City Funded
\$1,570,000



Sub Groups

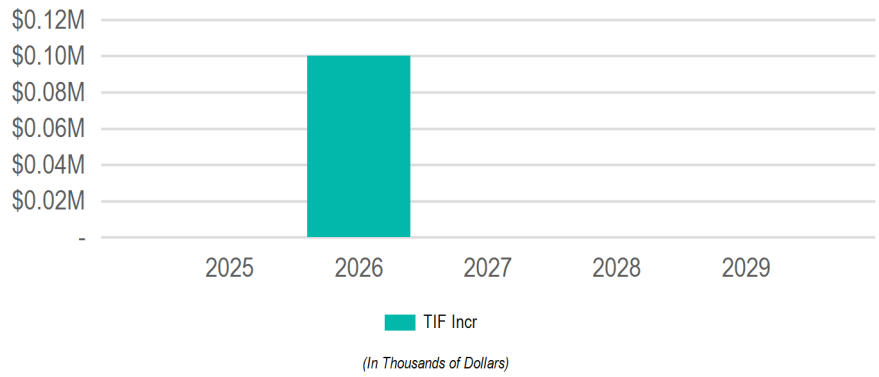
Sub Group	2025	2026	2027	2028	2029	Total
Economic Development	-	\$100,000	-	-	-	\$100,000
Housing	\$1,050,000	\$750,000	\$750,000	-	-	\$2,550,000
Neighborhoods	\$520,000	\$1,875,000	\$2,500,000	\$500,000	-	\$5,395,000
	\$1,570,000	\$2,725,000	\$3,250,000	\$500,000	-	\$8,045,000

Funding Sources

Source	2025	2026	2027	2028	2029	Total
Borrowing	\$560,000	\$500,000	\$1,000,000	-	-	\$2,060,000
New Debt Issue	\$560,000	\$500,000	\$1,000,000	-	-	\$2,060,000
Grants & Other Intergovernmental	-	-	\$500,000	-	-	\$500,000
State	-	-	\$500,000	-	-	\$500,000
Taxation	\$1,010,000	\$2,225,000	\$1,750,000	\$500,000	-	\$5,485,000
TIF Increment	\$1,010,000	\$2,225,000	\$1,750,000	\$500,000	-	\$5,485,000
	\$1,570,000	\$2,725,000	\$3,250,000	\$500,000	-	\$8,045,000

Economic Development

2025 Total Funding
2025 New Borrowing
2025 City Funded



Funding Sources

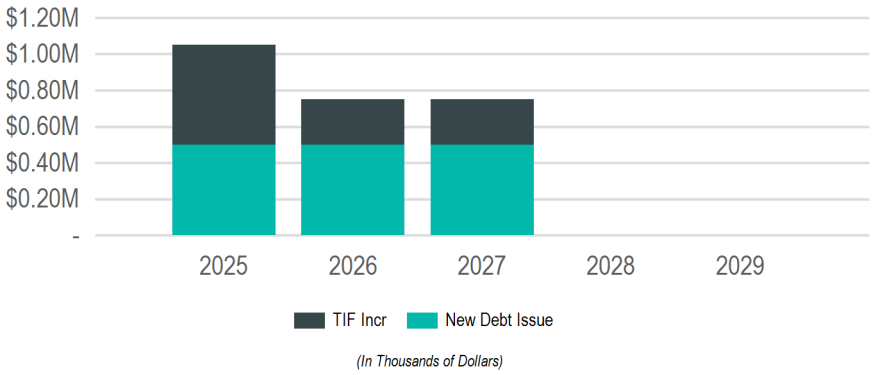
Source	2025	2026	2027	2028	2029	Total
Taxation	-	\$100,000	-	-	-	\$100,000
TIF Increment	-	\$100,000	-	-	-	\$100,000
	-	\$100,000	-	-	-	\$100,000

Requests

Funding Source	Past	2025	2026	2027	2028	2029	Total
[447]: Downtown Facade Renovation Program							
<i>Planning and Development</i>							
Other - TIF Increment - 11	\$300,000	-	\$100,000	-	-	-	\$400,000
	\$300,000	-	\$100,000	-	-	-	\$400,000

Housing

2025 Total Funding
\$1,050,000
2025 New Borrowing
\$500,000
2025 City Funded
\$1,050,000



Funding Sources

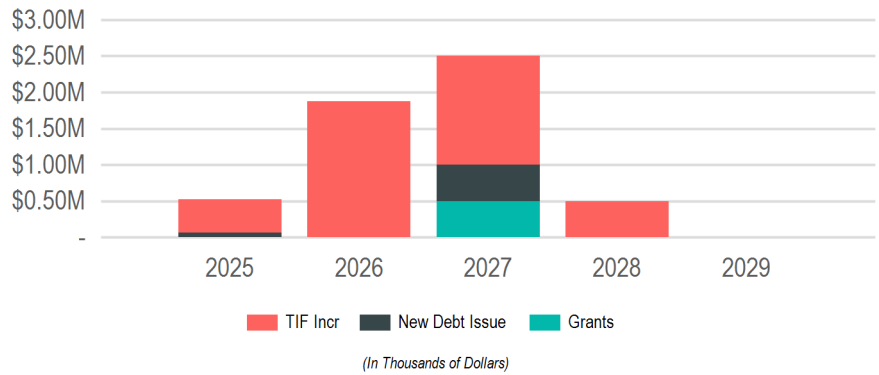
Source	2025	2026	2027	2028	2029	Total
Borrowing	\$500,000	\$500,000	\$500,000	-	-	\$1,500,000
New Debt Issue	\$500,000	\$500,000	\$500,000	-	-	\$1,500,000
Taxation	\$550,000	\$250,000	\$250,000	-	-	\$1,050,000
TIF Increment	\$550,000	\$250,000	\$250,000	-	-	\$1,050,000
	\$1,050,000	\$750,000	\$750,000	-	-	\$2,550,000

Requests

Funding Source	Past	2025	2026	2027	2028	2029	Total
[906]: Housing Grant Revolving Fund							
<i>Community Development and Housing; Planning and Development</i>							
Borrowing - New Debt Issue	\$500,000	\$500,000	\$500,000	\$500,000	-	-	\$2,000,000
	\$500,000	\$500,000	\$500,000	\$500,000	-	-	\$2,000,000
[895]: Charles St Affordable Housing							
<i>Planning and Development</i>							
Other - TIF Increment - 16	\$250,000	\$300,000	-	-	-	-	\$550,000
	\$250,000	\$300,000	-	-	-	-	\$550,000
[975]: Community Development Program Initiatives in TID 15							
<i>Planning and Development</i>							
Other - TIF Increment - 15	-	\$250,000	\$250,000	\$250,000	-	-	\$750,000
	-	\$250,000	\$250,000	\$250,000	-	-	\$750,000

Neighborhoods

2025 Total Funding
\$520,000
2025 New Borrowing
\$60,000
2025 City Funded
\$520,000



Funding Sources

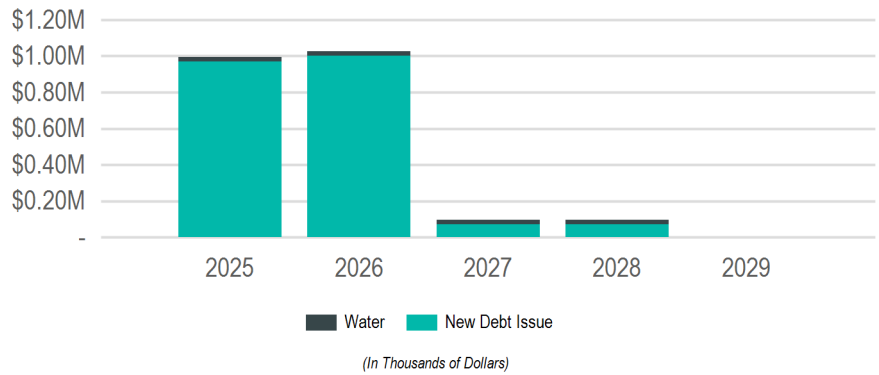
Source	2025	2026	2027	2028	2029	Total
Borrowing	\$60,000	-	\$500,000	-	-	\$560,000
New Debt Issue	\$60,000	-	\$500,000	-	-	\$560,000
Grants & Other Intergovernmental	-	-	\$500,000	-	-	\$500,000
State	-	-	\$500,000	-	-	\$500,000
Taxation	\$460,000	\$1,875,000	\$1,500,000	\$500,000	-	\$4,335,000
TIF Increment	\$460,000	\$1,875,000	\$1,500,000	\$500,000	-	\$4,335,000
	\$520,000	\$1,875,000	\$2,500,000	\$500,000	-	\$5,395,000

Requests

Funding Source	Past	2025	2026	2027	2028	2029	Total
[972]: Community Development Program Initiatives in TID 11							
<i>Planning and Development</i>							
Other - TIF Increment - 11	-	\$300,000	\$300,000	-	-	-	\$600,000
	-	\$300,000	\$300,000	-	-	-	\$600,000
[944]: Avon Street Greenway							
<i>Planning and Development</i>							
Borrowing - New Debt Issue	-	\$60,000	-	\$500,000	-	-	\$560,000
Grants - State	-	-	-	\$500,000	-	-	\$500,000
Other - TIF Increment - 16	-	\$60,000	-	\$500,000	-	-	\$560,000
	-	\$120,000	-	\$1,500,000	-	-	\$1,620,000
[965]: ReNew the Block							
<i>Planning and Development</i>							
Other - TIF Increment - 16	-	\$100,000	-	-	-	-	\$100,000
	-	\$100,000	-	-	-	-	\$100,000
[896]: Pine Street Corridor							
<i>Planning and Development</i>							
Other - TIF Increment - 11	\$75,000	-	\$1,575,000	-	-	-	\$1,650,000
Other - TIF Increment - 17	-	-	-	\$1,000,000	\$500,000	-	\$1,500,000
	\$75,000	-	\$1,575,000	\$1,000,000	\$500,000	-	\$3,150,000

Public Safety

2025 Total Funding
\$995,000
2025 New Borrowing
\$970,000
2025 City Funded
\$995,000



Funding Sources

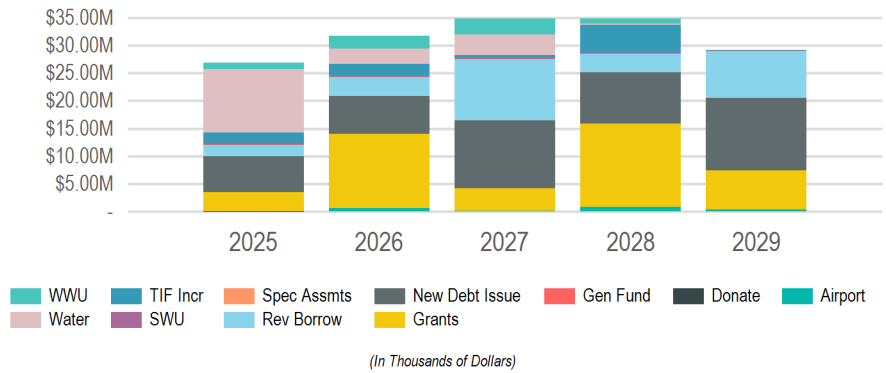
Source	2025	2026	2027	2028	2029	Total
Borrowing	\$970,000	\$1,000,000	\$70,000	\$70,000	-	\$2,110,000
New Debt Issue	\$970,000	\$1,000,000	\$70,000	\$70,000	-	\$2,110,000
Operating Funds	\$25,000	\$25,000	\$25,000	\$25,000	-	\$100,000
Enterprise/Utility Funds	\$25,000	\$25,000	\$25,000	\$25,000	-	\$100,000
	\$995,000	\$1,025,000	\$95,000	\$95,000	-	\$2,210,000

Requests

Funding Source	Past	2025	2026	2027	2028	2029	Total
[981]: Fire Station 3 Renovation							
<i>Fire</i>							
Borrowing - New Debt Issue	-	\$750,000	\$750,000	-	-	-	\$1,500,000
	-	\$750,000	\$750,000	-	-	-	\$1,500,000
[277]: ADA Transition Plan							
<i>Engineering</i>							
Borrowing - New Debt Issue	\$300,000	\$150,000	-	-	-	-	\$450,000
Other - Existing Bond Funds	\$50,000	-	-	-	-	-	\$50,000
	\$350,000	\$150,000	-	-	-	-	\$500,000
[565]: Fiber, Wireless and other Telecommunications Infrastructure							
<i>Information Technology; Police; Water Utility</i>							
Borrowing - New Debt Issue	\$280,000	\$70,000	\$70,000	\$70,000	\$70,000	-	\$560,000
Operating - Water Utility Funds	\$50,000	\$25,000	\$25,000	\$25,000	\$25,000	-	\$150,000
	\$330,000	\$95,000	\$95,000	\$95,000	\$95,000	-	\$710,000
[980]: Fire Department Search and Rescue Training Prop							
<i>Fire</i>							
Borrowing - New Debt Issue	-	-	\$180,000	-	-	-	\$180,000
	-	-	\$180,000	-	-	-	\$180,000

Transportation & Utilities

2025 Total Funding
\$26,842,697
2025 New Borrowing
\$8,515,197
2025 City Funded
\$23,415,697



Sub Groups

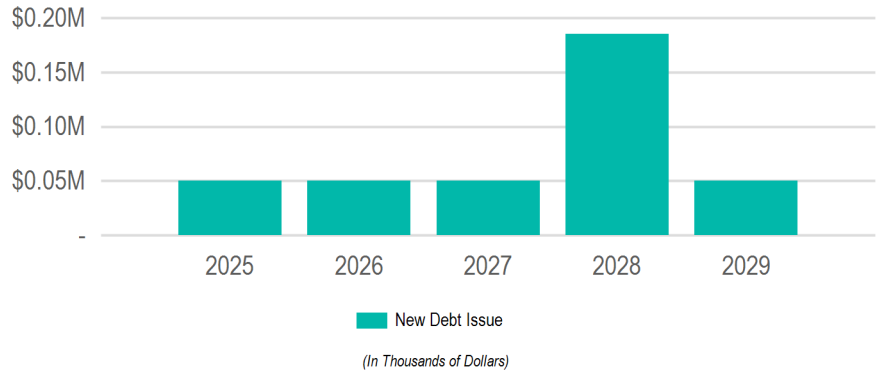
Sub Group	2025	2026	2027	2028	2029	Total
Alleys	\$50,000	\$50,000	\$50,000	\$185,000	\$50,000	\$385,000
Streets	\$10,304,897	\$7,489,667	\$21,513,000	\$11,550,000	\$13,645,000	\$64,502,564
Streetscaping & Lighting	\$805,000	\$1,165,000	\$1,075,000	\$6,345,000	\$4,305,000	\$13,695,000
Utilities	\$13,070,000	\$6,312,000	\$9,770,000	\$1,325,000	\$3,810,000	\$34,287,000
Airport	\$400,000	\$10,000,000	\$2,450,000	\$15,400,000	\$7,400,000	\$35,650,000
Bridges	\$2,212,800	\$6,673,200	\$30,000	\$30,000	\$32,500	\$8,978,500
Total	\$26,842,697	\$31,689,867	\$34,888,000	\$34,835,000	\$29,242,500	\$157,498,064

Funding Sources

Source	2025	2026	2027	2028	2029	Total
Borrowing	\$8,515,197	\$10,204,800	\$23,276,000	\$12,623,000	\$21,542,500	\$76,161,497
New Debt Issue	\$6,486,197	\$6,903,800	\$12,234,000	\$9,248,000	\$13,146,000	\$48,017,997
Revenue Bonds/Notes	\$2,029,000	\$3,301,000	\$11,042,000	\$3,375,000	\$8,396,500	\$28,143,500
Donations & Outside Funding	\$20,000	-	-	-	-	\$20,000
Donations	\$20,000	-	-	-	-	\$20,000
Grants & Other Intergovernmental	\$3,407,000	\$13,360,400	\$4,053,500	\$15,115,000	\$7,030,000	\$42,965,900
Federal	\$360,000	\$12,110,400	\$2,205,000	\$13,770,000	\$6,660,000	\$35,105,400
State	\$3,047,000	\$1,250,000	\$1,848,500	\$1,345,000	\$370,000	\$7,860,500
Operating Funds	\$12,855,500	\$5,865,000	\$6,957,500	\$2,110,000	\$670,000	\$28,458,000
Enterprise/Utility Funds	\$12,855,500	\$5,865,000	\$6,957,500	\$2,110,000	\$670,000	\$28,458,000
Taxation	\$2,045,000	\$2,259,667	\$601,000	\$4,987,000	-	\$9,892,667
Special Assessments	\$120,000	\$120,000	\$120,000	-	-	\$360,000
TIF Increment	\$1,925,000	\$2,139,667	\$481,000	\$4,987,000	-	\$9,532,667
Total	\$26,842,697	\$31,689,867	\$34,888,000	\$34,835,000	\$29,242,500	\$157,498,064

Alleys

2025 Total Funding
\$50,000
2025 New Borrowing
\$50,000
2025 City Funded
\$50,000



Funding Sources

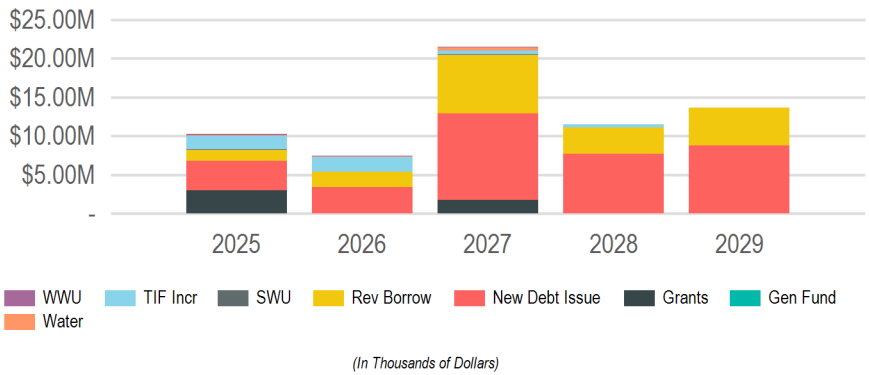
Source	2025	2026	2027	2028	2029	Total
Borrowing	\$50,000	\$50,000	\$50,000	\$185,000	\$50,000	\$385,000
New Debt Issue	\$50,000	\$50,000	\$50,000	\$185,000	\$50,000	\$385,000
	\$50,000	\$50,000	\$50,000	\$185,000	\$50,000	\$385,000

Requests

Funding Source	Past	2025	2026	2027	2028	2029	Total
[914]: Annual Miscellaneous Alley Pavement Replacement							
<i>Streets</i>							
Borrowing - New Debt Issue	\$50,000	\$50,000	\$50,000	\$50,000	\$50,000	\$50,000	\$300,000
	\$50,000	\$50,000	\$50,000	\$50,000	\$50,000	\$50,000	\$300,000
[891]: Olberg Ct - Alley Reconstruction							
<i>Engineering; Streets</i>							
Borrowing - New Debt Issue	-	-	-	-	\$135,000	-	\$135,000
	-	-	-	-	\$135,000	-	\$135,000

Streets

2025 Total Funding
\$10,304,897
2025 New Borrowing
\$5,162,397
2025 City Funded
\$7,277,897



Funding Sources

Source	2025	2026	2027	2028	2029	Total
Borrowing	\$5,162,397	\$5,415,000	\$18,741,000	\$11,063,000	\$13,645,000	\$54,026,397
New Debt Issue	\$3,783,397	\$3,396,000	\$11,199,000	\$7,688,000	\$8,758,500	\$34,824,897
Revenue Bonds/Notes	\$1,379,000	\$2,019,000	\$7,542,000	\$3,375,000	\$4,886,500	\$19,201,500
Grants & Other Intergovernmental	\$3,027,000	-	\$1,726,000	-	-	\$4,753,000
State	\$3,027,000	-	\$1,726,000	-	-	\$4,753,000
Operating Funds	\$415,500	\$185,000	\$565,000	-	-	\$1,165,500
Enterprise/Utility Funds	\$415,500	\$185,000	\$565,000	-	-	\$1,165,500
Taxation	\$1,700,000	\$1,889,667	\$481,000	\$487,000	-	\$4,557,667
TIF Increment	\$1,700,000	\$1,889,667	\$481,000	\$487,000	-	\$4,557,667
	\$10,304,897	\$7,489,667	\$21,513,000	\$11,550,000	\$13,645,000	\$64,502,564

Requests

Funding Source	Past	2025	2026	2027	2028	2029	Total
[594]: 6th Street South - State Street to Cass Street							
<i>Engineering; Sanitary Sewer Utility; Stormwater Utility; Streets; Water Utility</i>							
Borrowing - New Debt Issue	\$175,000	-	-	-	-	-	\$175,000
Grants - State	-	\$2,216,000	-	-	-	-	\$2,216,000
Operating - Sanitary Sewer Utility Funds	-	\$175,000	-	-	-	-	\$175,000
Operating - Storm Water Utility Funds	-	\$125,000	-	-	-	-	\$125,000
Operating - Water Utility Funds	-	\$115,500	-	-	-	-	\$115,500
Other - TIF Increment - 11	-	\$1,700,000	-	-	-	-	\$1,700,000
	\$175,000	\$4,331,500	-	-	-	-	\$4,506,500
[598]: Green Bay St - 22nd St S to Losey Blvd (STP-Urban)							
<i>Engineering; Sanitary Sewer Utility; Stormwater Utility; Streets; Water Utility</i>							
Borrowing - New Debt Issue	\$160,000	\$875,000	-	-	-	-	\$1,035,000
Borrowing - Revenue Bonds/Notes: Sanitary Sewer Utility	-	\$15,000	-	-	-	-	\$15,000
Borrowing - Revenue Bonds/Notes: Storm Water Utility	-	\$625,000	-	-	-	-	\$625,000
Borrowing - Revenue Bonds/Notes: Water Utility	-	\$360,000	-	-	-	-	\$360,000
Grants - State	-	\$811,000	-	-	-	-	\$811,000
	\$160,000	\$2,686,000	-	-	-	-	\$2,846,000
[761]: Annual Traffic Signal Replacement Program							
<i>Engineering</i>							
Borrowing - New Debt Issue	\$1,000,000	\$1,000,000	\$1,100,000	\$1,100,000	\$1,200,000	\$1,200,000	\$6,600,000
	\$1,000,000	\$1,000,000	\$1,100,000	\$1,100,000	\$1,200,000	\$1,200,000	\$6,600,000
[786]: 31st Place South-Farnam St. to Green Bay St.							
<i>Engineering; Sanitary Sewer Utility; Streets</i>							
Borrowing - New Debt Issue	\$33,603	\$150,397	-	-	-	-	\$184,000
Borrowing - Revenue Bonds/Notes: Sanitary Sewer Utility	-	\$245,000	-	-	-	-	\$245,000
	\$33,603	\$395,397	-	-	-	-	\$429,000
[915]: Annual CIP Street Department Paving							
<i>Streets</i>							
Borrowing - New Debt Issue	\$350,000	\$350,000	\$350,000	\$350,000	\$350,000	\$350,000	\$2,100,000
	\$350,000	\$350,000	\$350,000	\$350,000	\$350,000	\$350,000	\$2,100,000
[880]: Sunset Lane - Sunnyslope Rd to Gillette St							
<i>Engineering; Streets</i>							
Borrowing - New Debt Issue	\$62,000	\$336,000	-	-	-	-	\$398,000
	\$62,000	\$336,000	-	-	-	-	\$398,000

Requests

Funding Source	Past	2025	2026	2027	2028	2029	Total
[881]: Vine Street - 14th St N to 16th St N							
<i>Engineering; Streets</i>							
Borrowing - New Debt Issue	\$72,000	\$291,000	-	-	-	-	\$363,000
Borrowing - Revenue Bonds/Notes: Sanitary Sewer Utility	\$215,000	-	-	-	-	-	\$215,000
Borrowing - Revenue Bonds/Notes: Storm Water Utility	\$110,000	-	-	-	-	-	\$110,000
	\$397,000	\$291,000	-	-	-	-	\$688,000
[268]: Citywide Traffic Implementation: Interconnect & Synchronization							
<i>Engineering</i>							
Borrowing - New Debt Issue	\$1,156,500	\$200,000	\$100,000	\$100,000	-	-	\$1,556,500
Grants - State	\$1,233,000	-	-	-	-	-	\$1,233,000
	\$2,389,500	\$200,000	\$100,000	\$100,000	-	-	\$2,789,500
[763]: Annual Capital Pavement Maintenance Program							
<i>Engineering; Streets</i>							
Borrowing - New Debt Issue	\$350,000	\$200,000	\$200,000	\$250,000	\$250,000	\$300,000	\$1,550,000
	\$350,000	\$200,000	\$200,000	\$250,000	\$250,000	\$300,000	\$1,550,000
[873]: Highland Street - Dead End W to 26th St S							
<i>Engineering; Sanitary Sewer Utility; Stormwater Utility; Streets</i>							
Borrowing - New Debt Issue	\$22,000	\$180,000	-	-	-	-	\$202,000
Operating - Sanitary Sewer Utility Funds	\$75,000	-	-	-	-	-	\$75,000
Operating - Storm Water Utility Funds	\$95,000	-	-	-	-	-	\$95,000
	\$192,000	\$180,000	-	-	-	-	\$372,000
[913]: Annual Miscellaneous Curb Gutter & Pavement Replacement							
<i>Streets</i>							
Borrowing - New Debt Issue	\$150,000	\$150,000	\$150,000	\$150,000	\$150,000	\$150,000	\$900,000
	\$150,000	\$150,000	\$150,000	\$150,000	\$150,000	\$150,000	\$900,000
[169]: 21st St N - Campbell Rd to State St							
<i>Engineering; Sanitary Sewer Utility; Stormwater Utility; Streets</i>							
Borrowing - New Debt Issue	-	\$36,000	-	-	-	-	\$36,000
Borrowing - Revenue Bonds/Notes: Storm Water Utility	-	\$109,000	-	-	-	-	\$109,000
	-	\$145,000	-	-	-	-	\$145,000
[430]: 28th Street South - Lincoln Ave. to Ward Ave.							
<i>Engineering; Sanitary Sewer Utility; Stormwater Utility; Streets</i>							
Borrowing - Revenue Bonds/Notes: Sanitary Sewer Utility	-	\$15,000	-	-	-	-	\$15,000
Borrowing - Revenue Bonds/Notes: Storm Water Utility	-	\$5,000	-	-	-	-	\$5,000
	-	\$20,000	-	-	-	-	\$20,000
[49]: 28th Street South - Main St. to Cass St.							
<i>Streets</i>							
Borrowing - New Debt Issue	-	\$15,000	-	-	-	-	\$15,000
	-	\$15,000	-	-	-	-	\$15,000
[425]: 7th Street South - Ferry St. to Market St.							
<i>Engineering; Streets</i>							
Borrowing - Revenue Bonds/Notes: Sanitary Sewer Utility	-	\$5,000	-	-	-	-	\$5,000
	-	\$5,000	-	-	-	-	\$5,000
[436]: Ferry Street - 11th St. to 15th St.							
<i>Engineering; Sanitary Sewer Utility; Stormwater Utility; Streets</i>							
Borrowing - Revenue Bonds/Notes: Sanitary Sewer Utility	-	-	\$320,000	-	-	-	\$320,000
Borrowing - Revenue Bonds/Notes: Storm Water Utility	-	-	\$625,000	-	-	-	\$625,000
Other - TIF Increment - 11	-	-	\$1,294,000	-	-	-	\$1,294,000
	-	-	\$2,239,000	-	-	-	\$2,239,000
[159]: 16th St N - Vine St to Main St							
<i>Engineering; Sanitary Sewer Utility; Stormwater Utility; Streets</i>							
Borrowing - New Debt Issue	-	-	\$325,000	-	-	-	\$325,000
Borrowing - Revenue Bonds/Notes: Sanitary Sewer Utility	-	-	\$145,000	-	-	-	\$145,000
Borrowing - Revenue Bonds/Notes: Storm Water Utility	-	-	\$250,000	-	-	-	\$250,000
	-	-	\$720,000	-	-	-	\$720,000
[179]: Lincoln Avenue - 29th St. to 32nd St.							
<i>Engineering; Sanitary Sewer Utility; Stormwater Utility; Streets</i>							
Borrowing - New Debt Issue	-	-	\$66,000	-	-	-	\$66,000
Borrowing - Revenue Bonds/Notes: Sanitary Sewer Utility	-	-	\$175,000	-	-	-	\$175,000
Borrowing - Revenue Bonds/Notes: Storm Water Utility	-	-	\$75,000	-	-	-	\$75,000
Other - TIF Increment - 15	-	-	\$374,667	-	-	-	\$374,667
	-	-	\$690,667	-	-	-	\$690,667

Requests

Funding Source	Past	2025	2026	2027	2028	2029	Total
[798]: Robinsdale Avenue - Mormon Coulee Rd to 28th St.							
<i>Engineering; Stormwater Utility; Streets</i>							
Borrowing - New Debt Issue	-	-	\$582,000	-	-	-	\$582,000
Borrowing - Revenue Bonds/Notes: Storm Water Utility	-	-	\$50,000	-	-	-	\$50,000
	-	-	\$632,000	-	-	-	\$632,000
[983]: Losey Boulevard Traffic Signals at Main Street							
<i>Streets</i>							
Borrowing - New Debt Issue	-	-	\$325,000	-	-	-	\$325,000
Operating - Sanitary Sewer Utility Funds	-	-	\$75,000	-	-	-	\$75,000
Operating - Water Utility Funds	-	-	\$110,000	-	-	-	\$110,000
	-	-	\$510,000	-	-	-	\$510,000
[212]: State St - 16th St to 17th St							
<i>Sanitary Sewer Utility; Stormwater Utility; Streets; Water Utility</i>							
Borrowing - New Debt Issue	-	-	\$198,000	-	-	-	\$198,000
Borrowing - Revenue Bonds/Notes: Sanitary Sewer Utility	-	-	\$95,000	-	-	-	\$95,000
Borrowing - Revenue Bonds/Notes: Storm Water Utility	-	-	\$72,000	-	-	-	\$72,000
Borrowing - Revenue Bonds/Notes: Water Utility	-	-	\$97,000	-	-	-	\$97,000
	-	-	\$462,000	-	-	-	\$462,000
[433]: Hagar Street - Liberty St. to Avon St.							
<i>Engineering; Sanitary Sewer Utility; Stormwater Utility; Streets</i>							
Borrowing - Revenue Bonds/Notes: Sanitary Sewer Utility	-	-	\$95,000	-	-	-	\$95,000
Borrowing - Revenue Bonds/Notes: Storm Water Utility	-	-	\$20,000	-	-	-	\$20,000
Other - TIF Increment - 16	-	-	\$221,000	-	-	-	\$221,000
	-	-	\$336,000	-	-	-	\$336,000
[781]: Losey Boulevard - La Crosse St. to Main St.							
<i>Engineering; Sanitary Sewer Utility; Stormwater Utility; Streets; Water Utility</i>							
Borrowing - New Debt Issue	-	-	-	\$3,174,000	-	-	\$3,174,000
Borrowing - Revenue Bonds/Notes: Sanitary Sewer Utility	-	-	-	\$590,000	-	-	\$590,000
Borrowing - Revenue Bonds/Notes: Storm Water Utility	-	-	-	\$951,000	-	-	\$951,000
Borrowing - Revenue Bonds/Notes: Water Utility	-	-	-	\$2,300,000	-	-	\$2,300,000
	-	-	-	\$7,015,000	-	-	\$7,015,000
[182]: Monitor St - Rose St to Lang Dr							
<i>Engineering; Sanitary Sewer Utility; Stormwater Utility; Streets; Water Utility</i>							
Borrowing - New Debt Issue	\$310,000	-	-	\$950,000	-	-	\$1,260,000
Borrowing - Revenue Bonds/Notes: Sanitary Sewer Utility	-	-	-	\$415,000	-	-	\$415,000
Borrowing - Revenue Bonds/Notes: Storm Water Utility	-	-	-	\$494,000	-	-	\$494,000
Borrowing - Revenue Bonds/Notes: Water Utility	-	-	-	\$530,000	-	-	\$530,000
Grants - State	-	-	-	\$1,726,000	-	-	\$1,726,000
	\$310,000	-	-	\$4,115,000	-	-	\$4,425,000
[601]: Green Bay St - 9th St S to 14th St S							
<i>Engineering; Sanitary Sewer Utility; Stormwater Utility; Streets</i>							
Borrowing - New Debt Issue	-	-	-	\$2,137,000	-	-	\$2,137,000
Borrowing - Revenue Bonds/Notes: Sanitary Sewer Utility	-	-	-	\$330,000	-	-	\$330,000
Borrowing - Revenue Bonds/Notes: Storm Water Utility	-	-	-	\$155,000	-	-	\$155,000
	-	-	-	\$2,622,000	-	-	\$2,622,000
[435]: 15th Street - Cass St. to Ferry St.							
<i>Sanitary Sewer Utility; Stormwater Utility; Streets</i>							
Borrowing - New Debt Issue	-	-	-	\$1,320,000	-	-	\$1,320,000
Borrowing - Revenue Bonds/Notes: Sanitary Sewer Utility	-	-	-	\$167,000	-	-	\$167,000
Borrowing - Revenue Bonds/Notes: Storm Water Utility	-	-	-	\$312,000	-	-	\$312,000
	-	-	-	\$1,799,000	-	-	\$1,799,000
[160]: 17th PI S - Cass St to Main St							
<i>Engineering; Sanitary Sewer Utility; Stormwater Utility; Streets; Water Utility</i>							
Borrowing - New Debt Issue	-	-	-	\$800,000	-	-	\$800,000
Borrowing - Revenue Bonds/Notes: Sanitary Sewer Utility	-	-	-	\$330,000	-	-	\$330,000
Borrowing - Revenue Bonds/Notes: Storm Water Utility	-	-	-	\$50,000	-	-	\$50,000
Borrowing - Revenue Bonds/Notes: Water Utility	-	-	-	\$408,000	-	-	\$408,000
	-	-	-	\$1,588,000	-	-	\$1,588,000
[982]: Losey Blvd, Mormon Coulee Rd to Ward Ave - 3-Lane Conversion							
<i>Engineering; Stormwater Utility; Streets; Water Utility</i>							
Borrowing - New Debt Issue	-	-	-	\$500,000	-	-	\$500,000
Operating - Sanitary Sewer Utility Funds	-	-	-	\$5,000	-	-	\$5,000
Operating - Storm Water Utility Funds	-	-	-	\$90,000	-	-	\$90,000
Operating - Water Utility Funds	-	-	-	\$470,000	-	-	\$470,000
	-	-	-	\$1,065,000	-	-	\$1,065,000

Requests

Funding Source	Past	2025	2026	2027	2028	2029	Total
[174]: Charles St - Island St to Hagar St							
<i>Engineering; Sanitary Sewer Utility; Stormwater Utility; Streets</i>							
Borrowing - Revenue Bonds/Notes: Sanitary Sewer Utility	-	-	-	\$150,000	-	-	\$150,000
Borrowing - Revenue Bonds/Notes: Storm Water Utility	-	-	-	\$310,000	-	-	\$310,000
Other - TIF Increment - 16	-	-	-	\$481,000	-	-	\$481,000
	-	-	-	\$941,000	-	-	\$941,000
[213]: Birch Street - 29th St. to Dead End East							
<i>Engineering; Stormwater Utility; Streets</i>							
Borrowing - New Debt Issue	-	-	-	\$368,000	-	-	\$368,000
Borrowing - Revenue Bonds/Notes: Storm Water Utility	-	-	-	\$50,000	-	-	\$50,000
	-	-	-	\$418,000	-	-	\$418,000
[234]: Sims Place - Western Terminus to South Ave							
<i>Engineering; Stormwater Utility; Streets</i>							
Borrowing - New Debt Issue	-	-	-	-	\$800,000	-	\$800,000
Borrowing - Revenue Bonds/Notes: Storm Water Utility	-	-	-	-	\$1,000,000	-	\$1,000,000
	-	-	-	-	\$1,800,000	-	\$1,800,000
[64]: Lauderdale Place - George St. to Lauderdale Ct.							
<i>Engineering</i>							
Borrowing - New Debt Issue	-	-	-	-	\$1,370,000	-	\$1,370,000
	-	-	-	-	\$1,370,000	-	\$1,370,000
[229]: Weston Street - East Ave. to 21st Pl. S							
<i>Engineering; Stormwater Utility; Streets</i>							
Borrowing - New Debt Issue	-	-	-	-	\$638,000	-	\$638,000
Borrowing - Revenue Bonds/Notes: Storm Water Utility	-	-	-	-	\$637,000	-	\$637,000
	-	-	-	-	\$1,275,000	-	\$1,275,000
[823]: 13th Place - Weston to Travis							
<i>Engineering; Sanitary Sewer Utility; Stormwater Utility; Streets</i>							
Borrowing - New Debt Issue	-	-	-	-	\$386,000	-	\$386,000
Borrowing - Revenue Bonds/Notes: Sanitary Sewer Utility	-	-	-	-	\$198,000	-	\$198,000
Borrowing - Revenue Bonds/Notes: Storm Water Utility	-	-	-	-	\$278,000	-	\$278,000
	-	-	-	-	\$862,000	-	\$862,000
[424]: Sunset Drive - Green Bay St. to State Rd.							
<i>Engineering; Sanitary Sewer Utility; Streets; Water Utility</i>							
Borrowing - New Debt Issue	-	-	-	-	\$606,000	-	\$606,000
Borrowing - Revenue Bonds/Notes: Sanitary Sewer Utility	-	-	-	-	\$50,000	-	\$50,000
Borrowing - Revenue Bonds/Notes: Water Utility	-	-	-	-	\$205,000	-	\$205,000
	-	-	-	-	\$861,000	-	\$861,000
[680]: 8th Street South - Johnson Street to Denton Street							
<i>Engineering; Sanitary Sewer Utility; Stormwater Utility; Streets; Water Utility</i>							
Borrowing - New Debt Issue	-	-	-	-	\$450,000	\$450,000	\$900,000
Borrowing - Revenue Bonds/Notes: Sanitary Sewer Utility	-	-	-	-	\$150,000	\$150,000	\$300,000
Borrowing - Revenue Bonds/Notes: Storm Water Utility	-	-	-	-	\$72,500	\$72,500	\$145,000
Borrowing - Revenue Bonds/Notes: Water Utility	-	-	-	-	\$77,500	\$77,500	\$155,000
Operating - Sanitary Sewer Utility Funds	\$16,000	-	-	-	-	-	\$16,000
Operating - Streets Operating Budget	\$7,410	-	-	-	-	-	\$7,410
	\$23,410	-	-	-	\$750,000	\$750,000	\$1,523,410
[233]: Cook Street - Miller to 7th St S							
<i>Engineering; Stormwater Utility; Streets</i>							
Borrowing - New Debt Issue	-	-	-	-	\$393,000	-	\$393,000
Borrowing - Revenue Bonds/Notes: Storm Water Utility	-	-	-	-	\$283,000	-	\$283,000
	-	-	-	-	\$676,000	-	\$676,000
[228]: Travis Street - East Ave. to 20th St. S							
<i>Engineering; Stormwater Utility; Streets</i>							
Borrowing - New Debt Issue	-	-	-	-	\$424,000	-	\$424,000
Borrowing - Revenue Bonds/Notes: Storm Water Utility	-	-	-	-	\$208,000	-	\$208,000
	-	-	-	-	\$632,000	-	\$632,000
[181]: Milwaukee St- Buchner Pl to Causeway Blvd							
<i>Engineering; Stormwater Utility; Streets</i>							
Other - TIF Increment - 18	-	-	-	-	\$487,000	-	\$487,000
	-	-	-	-	\$487,000	-	\$487,000
[230]: 7th St S - Cook St to Wollan Pl							
<i>Engineering; Stormwater Utility; Streets</i>							
Borrowing - New Debt Issue	-	-	-	-	\$253,000	-	\$253,000
Borrowing - Revenue Bonds/Notes: Storm Water Utility	-	-	-	-	\$216,000	-	\$216,000
	-	-	-	-	\$469,000	-	\$469,000

Requests

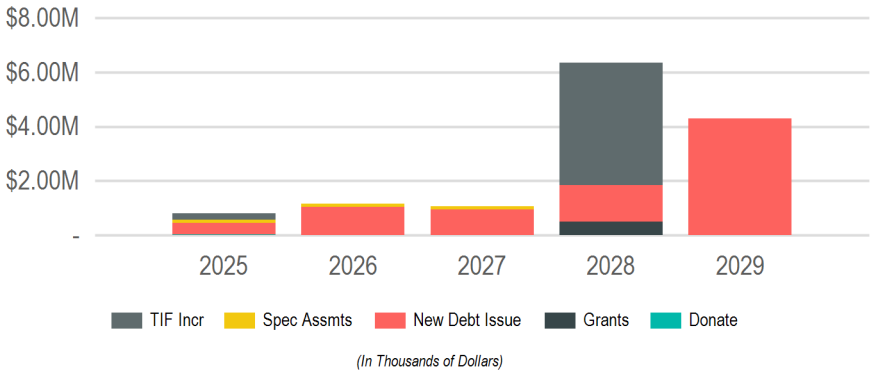
Funding Source	Past	2025	2026	2027	2028	2029	Total
[232]: 20th Street South - Mormon Coulee Rd. to Dead End South							
<i>Streets</i>							
Borrowing - New Debt Issue	-	-	-	-	\$418,000	-	\$418,000
	-	-	-	-	\$418,000	-	\$418,000
[951]: Caledonia St - Monitor St to St Andrew St							
<i>Engineering; Sanitary Sewer Utility; Stormwater Utility; Streets; Water Utility</i>							
Borrowing - New Debt Issue	-	-	-	-	-	\$1,220,000	\$1,220,000
Borrowing - Revenue Bonds/Notes: Sanitary Sewer Utility	-	-	-	-	-	\$320,000	\$320,000
Borrowing - Revenue Bonds/Notes: Storm Water Utility	-	-	-	-	-	\$250,000	\$250,000
Borrowing - Revenue Bonds/Notes: Water Utility	-	-	-	-	-	\$350,000	\$350,000
	-	-	-	-	-	\$2,140,000	\$2,140,000
[593]: Redfield Street - 21st Street South to Losey Boulevard							
<i>Engineering; Sanitary Sewer Utility; Stormwater Utility; Streets; Water Utility</i>							
Borrowing - New Debt Issue	-	-	-	-	-	\$596,000	\$596,000
Borrowing - Revenue Bonds/Notes: Sanitary Sewer Utility	-	-	-	-	-	\$235,000	\$235,000
Borrowing - Revenue Bonds/Notes: Storm Water Utility	-	-	-	-	-	\$50,000	\$50,000
Borrowing - Revenue Bonds/Notes: Water Utility	-	-	-	-	-	\$848,000	\$848,000
	-	-	-	-	-	\$1,729,000	\$1,729,000
[600]: Green Bay St - Losey Blvd to BNSF RR							
<i>Engineering; Stormwater Utility; Streets</i>							
Borrowing - New Debt Issue	\$200,000	-	-	-	-	\$1,087,000	\$1,287,000
Borrowing - Revenue Bonds/Notes: Sanitary Sewer Utility	-	-	-	-	-	\$125,000	\$125,000
Borrowing - Revenue Bonds/Notes: Storm Water Utility	-	-	-	-	-	\$445,000	\$445,000
	\$200,000	-	-	-	-	\$1,657,000	\$1,857,000
[670]: 10th Street North - Pine Street to Main Street							
<i>Engineering; Sanitary Sewer Utility; Stormwater Utility; Streets</i>							
Borrowing - New Debt Issue	-	-	-	-	-	\$720,000	\$720,000
Borrowing - Revenue Bonds/Notes: Sanitary Sewer Utility	-	-	-	-	-	\$410,000	\$410,000
Borrowing - Revenue Bonds/Notes: Storm Water Utility	-	-	-	-	-	\$435,000	\$435,000
	-	-	-	-	-	\$1,565,000	\$1,565,000
[431]: 31st Street South - State Rd. to East Fairchild St.							
<i>Engineering; Sanitary Sewer Utility; Streets</i>							
Borrowing - New Debt Issue	-	-	-	-	-	\$945,000	\$945,000
Borrowing - Revenue Bonds/Notes: Sanitary Sewer Utility	-	-	-	-	-	\$220,000	\$220,000
Borrowing - Revenue Bonds/Notes: Storm Water Utility	-	-	-	-	-	\$115,000	\$115,000
	-	-	-	-	-	\$1,280,000	\$1,280,000
[162]: 17th Street South - Chase St. to South Ave.							
<i>Engineering; Sanitary Sewer Utility; Stormwater Utility; Streets</i>							
Borrowing - New Debt Issue	-	-	-	-	-	\$520,500	\$520,500
Borrowing - Revenue Bonds/Notes: Sanitary Sewer Utility	-	-	-	-	-	\$158,000	\$158,000
Borrowing - Revenue Bonds/Notes: Storm Water Utility	-	-	-	-	-	\$50,000	\$50,000
	-	-	-	-	-	\$728,500	\$728,500
[673]: Hood Street - Joseph Houska Drive to Niedbalski Bridge							
<i>Engineering; Streets</i>							
Borrowing - New Debt Issue	-	-	-	-	-	\$536,000	\$536,000
	-	-	-	-	-	\$536,000	\$536,000
[222]: 21st Pl S - Townsend St to Bennett St							
<i>Engineering; Stormwater Utility; Streets</i>							
Borrowing - New Debt Issue	-	-	-	-	-	\$190,000	\$190,000
Borrowing - Revenue Bonds/Notes: Storm Water Utility	-	-	-	-	-	\$330,000	\$330,000
	-	-	-	-	-	\$520,000	\$520,000
[949]: Park Street N - 13th St S to 15th St S							
<i>Engineering; Sanitary Sewer Utility; Streets; Water Utility</i>							
Borrowing - New Debt Issue	-	-	-	-	-	\$310,000	\$310,000
Borrowing - Revenue Bonds/Notes: Sanitary Sewer Utility	-	-	-	-	-	\$65,000	\$65,000
Borrowing - Revenue Bonds/Notes: Water Utility	-	-	-	-	-	\$120,500	\$120,500
	-	-	-	-	-	\$495,500	\$495,500
[945]: 30th Street South - Dead End N to Glendale Ave							
<i>Engineering; Streets</i>							
Borrowing - New Debt Issue	-	-	-	-	-	\$119,000	\$119,000
Borrowing - Revenue Bonds/Notes: Sanitary Sewer Utility	-	-	-	-	-	\$60,000	\$60,000
	-	-	-	-	-	\$179,000	\$179,000

Requests

Funding Source	Past	2025	2026	2027	2028	2029	Total
[931]: Milson Ct Traffic Calming							
<i>Engineering</i>							
Borrowing - New Debt Issue	-	-	-	-	-	\$65,000	\$65,000
	-	-	-	-	-	\$65,000	\$65,000

Streetscaping & Lighting

2025 Total Funding
\$805,000
2025 New Borrowing
\$440,000
2025 City Funded
\$785,000



Funding Sources

Source	2025	2026	2027	2028	2029	Total
Borrowing	\$440,000	\$1,045,000	\$955,000	\$1,345,000	\$4,305,000	\$8,090,000
New Debt Issue	\$440,000	\$1,045,000	\$955,000	\$1,345,000	\$4,305,000	\$8,090,000
Donations & Outside Funding	\$20,000	-	-	-	-	\$20,000
Donations	\$20,000	-	-	-	-	\$20,000
Grants & Other Intergovernmental	-	-	-	\$500,000	-	\$500,000
State	-	-	-	\$500,000	-	\$500,000
Taxation	\$345,000	\$120,000	\$120,000	\$4,500,000	-	\$5,085,000
Special Assessments	\$120,000	\$120,000	\$120,000	-	-	\$360,000
TIF Increment	\$225,000	-	-	\$4,500,000	-	\$4,725,000
	\$805,000	\$1,165,000	\$1,075,000	\$6,345,000	\$4,305,000	\$13,695,000

Requests

Funding Source	Past	2025	2026	2027	2028	2029	Total
[907]: Pearl Street reconstruction							
<i>Engineering; Planning and Development</i>							
Other - TIF Increment - 11	\$75,000	\$125,000	-	-	-	-	\$200,000
Other - TIF Increment - 17	-	-	-	-	\$4,000,000	-	\$4,000,000
	\$75,000	\$125,000	-	-	\$4,000,000	-	\$4,200,000
[647]: Sidewalk Snow Removal - City Wide							
<i>Engineering</i>							
Other - Special Assessments	\$440,000	\$120,000	\$120,000	\$120,000	-	-	\$800,000
	\$440,000	\$120,000	\$120,000	\$120,000	-	-	\$800,000
[762]: Annual Sidewalk Infill Program							
<i>Engineering</i>							
Borrowing - New Debt Issue	\$215,000	\$115,000	\$115,000	\$125,000	\$125,000	\$135,000	\$830,000
	\$215,000	\$115,000	\$115,000	\$125,000	\$125,000	\$135,000	\$830,000
[648]: Annual Sidewalk & ADA Ramp Replacement Program							
<i>Engineering</i>							
Borrowing - New Debt Issue	\$400,000	\$100,000	\$100,000	\$100,000	\$100,000	\$100,000	\$900,000
	\$400,000	\$100,000	\$100,000	\$100,000	\$100,000	\$100,000	\$900,000
[901]: Annual Capital Streetscape & Lighting Maintenance Program							
<i>Engineering; Streets</i>							
Borrowing - New Debt Issue	\$100,000	\$100,000	\$110,000	\$110,000	\$120,000	\$120,000	\$660,000
	\$100,000	\$100,000	\$110,000	\$110,000	\$120,000	\$120,000	\$660,000
[946]: King Street Greenway Extension							
<i>Planning and Development</i>							
Grants - State	-	-	-	-	\$500,000	-	\$500,000
Other - TIF Increment - 11	-	\$100,000	-	-	\$500,000	-	\$600,000
	-	\$100,000	-	-	\$1,000,000	-	\$1,100,000
[948]: Sidewalk Infill South side of US 14/61 from Roundabout to Fireclay Ct							
<i>Engineering</i>							
Borrowing - New Debt Issue	-	\$75,000	-	-	-	-	\$75,000
	-	\$75,000	-	-	-	-	\$75,000

Requests

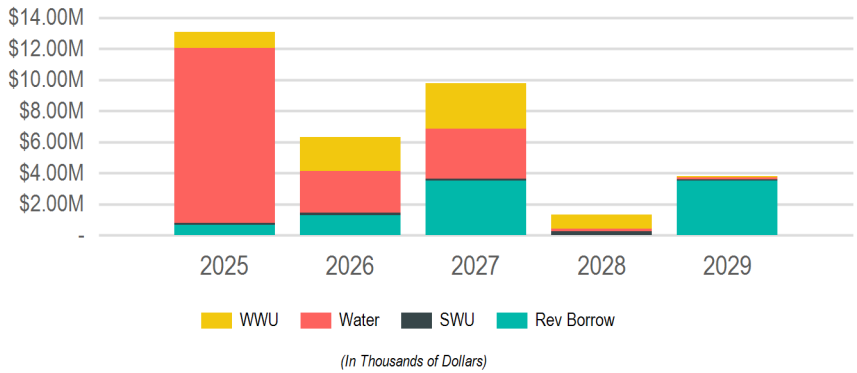
Funding Source	Past	2025	2026	2027	2028	2029	Total
[935]: 7th Street S - RRFB at Tyler St							
<i>Engineering</i>							
Borrowing - New Debt Issue	-	\$30,000	-	-	-	-	\$30,000
Outside - Donations	-	\$20,000	-	-	-	-	\$20,000
	-	\$50,000	-	-	-	-	\$50,000
[626]: LED Street Light Upgrades							
<i>Engineering</i>							
Borrowing - New Debt Issue	\$80,000	\$20,000	\$20,000	\$20,000	-	-	\$140,000
	\$80,000	\$20,000	\$20,000	\$20,000	-	-	\$140,000
[827]: Pedestrian Lighting - Green Bay St, from South Ave to Losey Blvd							
<i>Engineering</i>							
Borrowing - New Debt Issue	-	-	\$700,000	\$600,000	-	-	\$1,300,000
	-	-	\$700,000	\$600,000	-	-	\$1,300,000
[831]: Pedestrian Lighting - Main St, 7th St to West Avenue							
<i>Engineering</i>							
Borrowing - New Debt Issue	-	-	-	-	\$500,000	-	\$500,000
	-	-	-	-	\$500,000	-	\$500,000
[846]: Pedestrian Lighting - Clinton St from Avon St to George St							
<i>Engineering</i>							
Borrowing - New Debt Issue	-	-	-	-	\$500,000	-	\$500,000
	-	-	-	-	\$500,000	-	\$500,000
[938]: Pedestrian Lighting - Jackson St, from 3rd to West Ave							
<i>Engineering</i>							
Borrowing - New Debt Issue	-	-	-	-	-	\$950,000	\$950,000
	-	-	-	-	-	\$950,000	\$950,000
[939]: Pedestrian Lighting - 8th Street S, from Market to Denton							
<i>Engineering</i>							
Borrowing - New Debt Issue	-	-	-	-	-	\$877,000	\$877,000
	-	-	-	-	-	\$877,000	\$877,000
[745]: Pedestrian Lighting - State St, from 7th St to West Ave							
<i>Engineering</i>							
Borrowing - New Debt Issue	-	-	-	-	-	\$475,000	\$475,000
	-	-	-	-	-	\$475,000	\$475,000
[964]: Pedestrian Lighting - St Andrew St from Caledonia to George							
<i>Engineering</i>							
Borrowing - New Debt Issue	-	-	-	-	-	\$444,000	\$444,000
	-	-	-	-	-	\$444,000	\$444,000
[832]: Pedestrian Lighting - 8th & 9th Streets, from Cameron Ave to Market St							
<i>Engineering</i>							
Borrowing - New Debt Issue	-	-	-	-	-	\$400,000	\$400,000
	-	-	-	-	-	\$400,000	\$400,000
[824]: Airport Road - Streetlighting, terminal to Lakeshore Dr							
<i>Engineering</i>							
Borrowing - New Debt Issue	-	-	-	-	-	\$275,000	\$275,000
	-	-	-	-	-	\$275,000	\$275,000
[959]: Sidewalk Infill Bliss Rd from RR to Oak Trail							
<i>Engineering</i>							
Borrowing - New Debt Issue	-	-	-	-	-	\$244,000	\$244,000
	-	-	-	-	-	\$244,000	\$244,000
[934]: Ranger Drive - midblock RRFB at Wood & Sill							
<i>Engineering</i>							
Borrowing - New Debt Issue	-	-	-	-	-	\$120,000	\$120,000
	-	-	-	-	-	\$120,000	\$120,000
[924]: Sidewalk Infill East side HWY 14/61/35 - 33rd Street to Zion Dr							
<i>Engineering</i>							
Borrowing - New Debt Issue	-	-	-	-	-	\$90,000	\$90,000
	-	-	-	-	-	\$90,000	\$90,000
[930]: Campbell Rd - midblock RRFB at Emersen Elementary							
<i>Engineering</i>							
Borrowing - New Debt Issue	-	-	-	-	-	\$45,000	\$45,000
	-	-	-	-	-	\$45,000	\$45,000

Requests

Funding Source	Past	2025	2026	2027	2028	2029	Total
[925]: Midblock Crosswalk - 1600 block Park Ave							
<i>Engineering</i>							
Borrowing - New Debt Issue	-	-	-	-	-	\$30,000	\$30,000
	-	-	-	-	-	\$30,000	\$30,000

Utilities

2025 Total Funding
\$13,070,000
2025 New Borrowing
\$650,000
2025 City Funded
\$13,070,000



Funding Sources

Source	2025	2026	2027	2028	2029	Total
Borrowing	\$650,000	\$1,282,000	\$3,500,000	-	\$3,510,000	\$8,942,000
Revenue Bonds/Notes	\$650,000	\$1,282,000	\$3,500,000	-	\$3,510,000	\$8,942,000
Operating Funds	\$12,420,000	\$5,030,000	\$6,270,000	\$1,325,000	\$300,000	\$25,345,000
Enterprise/Utility Funds	\$12,420,000	\$5,030,000	\$6,270,000	\$1,325,000	\$300,000	\$25,345,000
	\$13,070,000	\$6,312,000	\$9,770,000	\$1,325,000	\$3,810,000	\$34,287,000

Requests

Funding Source	Past	2025	2026	2027	2028	2029	Total
[884]: Hwy 16 New Water Transmission Line							
<i>Water Utility</i>							
Operating - Water Utility Funds	\$100,000	\$6,000,000	-	-	-	-	\$6,100,000
	\$100,000	\$6,000,000	-	-	-	-	\$6,100,000
[500]: Myrick Pump Station Improvements							
<i>Water Utility</i>							
Operating - Water Utility Funds	\$5,500,000	\$5,000,000	\$2,000,000	-	-	-	\$12,500,000
	\$5,500,000	\$5,000,000	\$2,000,000	-	-	-	\$12,500,000
[611]: Rehabilitation of the Green Island Sanitary Lift Station							
<i>Sanitary Sewer Utility</i>							
Operating - Sanitary Sewer Utility Funds	\$50,000	\$600,000	-	-	-	-	\$650,000
	\$50,000	\$600,000	-	-	-	-	\$650,000
[808]: Ultra Violet Treatment System Replacement at Wastewater Treatment Plant							
<i>Sanitary Sewer Utility</i>							
Borrowing - Revenue Bonds/Notes: Sanitary Sewer Utility	-	\$500,000	-	\$2,500,000	-	-	\$3,000,000
Operating - Sanitary Sewer Utility Funds	-	-	-	\$2,500,000	-	-	\$2,500,000
	-	\$500,000	-	\$5,000,000	-	-	\$5,500,000
[886]: Force Main Locating & Condition Assessment							
<i>Sanitary Sewer Utility</i>							
Operating - Sanitary Sewer Utility Funds	-	\$300,000	-	-	-	-	\$300,000
	-	\$300,000	-	-	-	-	\$300,000
[492]: Well House Furnace Replacements							
<i>Water Utility</i>							
Operating - Water Utility Funds	\$455,000	\$120,000	\$120,000	\$120,000	-	-	\$815,000
	\$455,000	\$120,000	\$120,000	\$120,000	-	-	\$815,000
[578]: Storm Water Utility Casting and Catch Basin Replacement Funds							
<i>Engineering; Stormwater Utility</i>							
Operating - Storm Water Utility Funds	\$400,000	\$100,000	\$100,000	\$100,000	\$100,000	\$100,000	\$900,000
	\$400,000	\$100,000	\$100,000	\$100,000	\$100,000	\$100,000	\$900,000
[579]: Sanitary Sewer Utility Casting and Manhole Replacement Funds							
<i>Sanitary Sewer Utility</i>							
Operating - Sanitary Sewer Utility Funds	\$400,000	\$100,000	\$100,000	\$100,000	\$100,000	\$100,000	\$900,000
	\$400,000	\$100,000	\$100,000	\$100,000	\$100,000	\$100,000	\$900,000
[812]: Add 3rd Pump and outfall to Monitor St. Lift Station							
<i>Stormwater Utility</i>							
Borrowing - Revenue Bonds/Notes: Storm Water Utility	-	\$100,000	\$700,000	-	-	-	\$800,000
	-	\$100,000	\$700,000	-	-	-	\$800,000

Requests

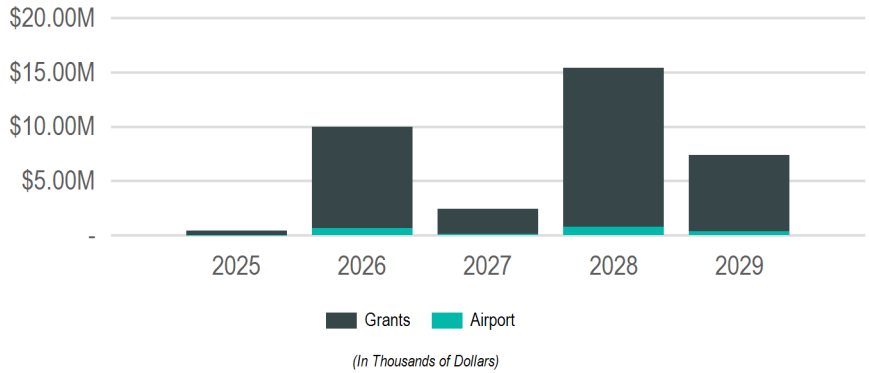
Funding Source	Past	2025	2026	2027	2028	2029	Total
[883]: Water Utility Replacement Funds							
<i>Water Utility</i>							
Operating - Water Utility Funds	\$100,000	\$100,000	\$100,000	\$100,000	\$100,000	\$100,000	\$600,000
	\$100,000	\$100,000	\$100,000	\$100,000	\$100,000	\$100,000	\$600,000
[184]: Street Best Management Practice (BMP)							
<i>Engineering; Stormwater Utility</i>							
Operating - Storm Water Utility Funds	\$300,000	\$50,000	\$50,000	\$50,000	\$50,000	-	\$500,000
	\$300,000	\$50,000	\$50,000	\$50,000	\$50,000	-	\$500,000
[912]: Well Access and Security							
<i>Water Utility</i>							
Operating - Water Utility Funds	\$50,000	\$50,000	-	-	-	-	\$100,000
	\$50,000	\$50,000	-	-	-	-	\$100,000
[974]: WWTP Office Remodel							
<i>Sanitary Sewer Utility</i>							
Borrowing - Revenue Bonds/Notes: Sanitary Sewer Utility	-	\$50,000	\$582,000	-	-	-	\$632,000
	-	\$50,000	\$582,000	-	-	-	\$632,000
[689]: Parkview Sanitary Station Controls Upgrade							
<i>Sanitary Sewer Utility</i>							
Operating - Sanitary Sewer Utility Funds	-	-	\$710,000	-	-	-	\$710,000
	-	-	\$710,000	-	-	-	\$710,000
[684]: Bluff Slough Sanitary Station Controls Upgrade							
<i>Sanitary Sewer Utility</i>							
Operating - Sanitary Sewer Utility Funds	-	-	\$700,000	-	-	-	\$700,000
	-	-	\$700,000	-	-	-	\$700,000
[227]: Sanitary Sewer Repair and Rehab Projects							
<i>Sanitary Sewer Utility</i>							
Operating - Sanitary Sewer Utility Funds	\$1,200,000	-	\$500,000	-	\$500,000	-	\$2,200,000
	\$1,200,000	-	\$500,000	-	\$500,000	-	\$2,200,000
[879]: Fiber to Grandad Reservoir							
<i>Water Utility</i>							
Operating - Water Utility Funds	-	-	\$500,000	-	-	-	\$500,000
	-	-	\$500,000	-	-	-	\$500,000
[708]: Disinfection Building Roof Replacement							
<i>Sanitary Sewer Utility</i>							
Operating - Sanitary Sewer Utility Funds	-	-	\$150,000	-	-	-	\$150,000
	-	-	\$150,000	-	-	-	\$150,000
[887]: Market Street Bridge Watermain Replacement							
<i>Water Utility</i>							
Operating - Water Utility Funds	-	-	-	\$3,000,000	-	-	\$3,000,000
	-	-	-	\$3,000,000	-	-	\$3,000,000
[976]: WWTP Digester Cover Rehabilitation							
<i>Sanitary Sewer Utility</i>							
Borrowing - Revenue Bonds/Notes: Sanitary Sewer Utility	-	-	-	\$1,000,000	-	-	\$1,000,000
	-	-	-	\$1,000,000	-	-	\$1,000,000
[809]: Replace Cold Storage roof at WWTP							
<i>Sanitary Sewer Utility</i>							
Operating - Sanitary Sewer Utility Funds	-	-	-	\$200,000	-	-	\$200,000
	-	-	-	\$200,000	-	-	\$200,000
[690]: Valleybrook Sanitary Station Rehabilitation							
<i>Sanitary Sewer Utility</i>							
Operating - Sanitary Sewer Utility Funds	-	-	-	\$100,000	\$300,000	-	\$400,000
	-	-	-	\$100,000	\$300,000	-	\$400,000
[814]: Mormon Coulee Road Flood Fix Study							
<i>Stormwater Utility</i>							
Operating - Storm Water Utility Funds	-	-	-	-	\$100,000	-	\$100,000
	-	-	-	-	\$100,000	-	\$100,000
[877]: Fiber to Well 13							
<i>Water Utility</i>							
Operating - Water Utility Funds	-	-	-	-	\$75,000	-	\$75,000
	-	-	-	-	\$75,000	-	\$75,000
[950]: South Ave Sanitary Sewer Lining							
<i>Sanitary Sewer Utility</i>							
Borrowing - Revenue Bonds/Notes: Sanitary Sewer Utility	-	-	-	-	-	\$1,230,000	\$1,230,000
	-	-	-	-	-	\$1,230,000	\$1,230,000

Requests

Funding Source	Past	2025	2026	2027	2028	2029	Total
[954]: Oak Street Watermain- Gillette Pl to Rublee St							
<i>Water Utility</i>							
Borrowing - Revenue Bonds/Notes: Water Utility	-	-	-	-	-	\$745,000	\$745,000
	-	-	-	-	-	\$745,000	\$745,000
[955]: Farnam St Sanitary Replacement							
<i>Sanitary Sewer Utility</i>							
Borrowing - Revenue Bonds/Notes: Sanitary Sewer Utility	-	-	-	-	-	\$680,000	\$680,000
	-	-	-	-	-	\$680,000	\$680,000
[952]: Charles St Sanitary at rail crossing							
<i>Sanitary Sewer Utility</i>							
Borrowing - Revenue Bonds/Notes: Sanitary Sewer Utility	-	-	-	-	-	\$510,000	\$510,000
	-	-	-	-	-	\$510,000	\$510,000
[953]: West George St Storm Extension							
<i>Stormwater Utility</i>							
Borrowing - Revenue Bonds/Notes: Storm Water Utility	-	-	-	-	-	\$295,000	\$295,000
	-	-	-	-	-	\$295,000	\$295,000
[943]: Ward Ave & 33rd St Watermain							
<i>Water Utility</i>							
Borrowing - Revenue Bonds/Notes: Water Utility	-	-	-	-	-	\$50,000	\$50,000
	-	-	-	-	-	\$50,000	\$50,000

Airport

2025 Total Funding
\$400,000
2025 New Borrowing
2025 City Funded
\$20,000



Funding Sources

Source	2025	2026	2027	2028	2029	Total
Grants & Other Intergovernmental	\$380,000	\$9,350,000	\$2,327,500	\$14,615,000	\$7,030,000	\$33,702,500
Federal	\$360,000	\$8,100,000	\$2,205,000	\$13,770,000	\$6,660,000	\$31,095,000
State	\$20,000	\$1,250,000	\$122,500	\$845,000	\$370,000	\$2,607,500
Operating Funds	\$20,000	\$650,000	\$122,500	\$785,000	\$370,000	\$1,947,500
Enterprise/Utility Funds	\$20,000	\$650,000	\$122,500	\$785,000	\$370,000	\$1,947,500
	\$400,000	\$10,000,000	\$2,450,000	\$15,400,000	\$7,400,000	\$35,650,000

Requests

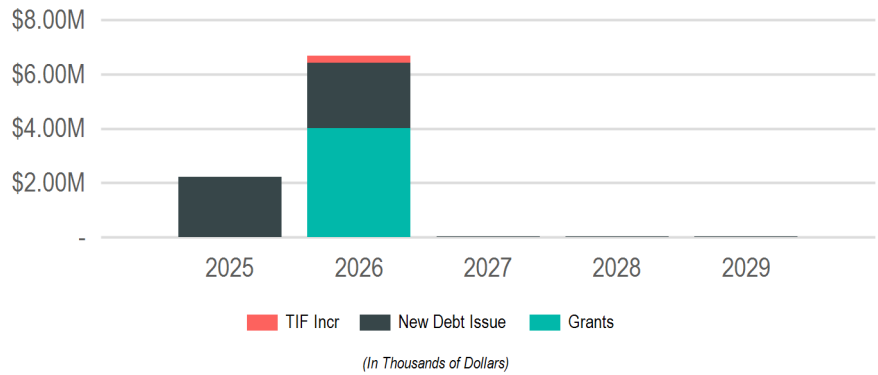
Funding Source	Past	2025	2026	2027	2028	2029	Total
[917]: Environmental Assessment - Runway 4/22 Removal							
<i>Airport</i>							
Grants - Federal	-	\$360,000	-	-	-	-	\$360,000
Grants - State	-	\$20,000	-	-	-	-	\$20,000
Operating - Passenger Facility Charges	-	\$20,000	-	-	-	-	\$20,000
	-	\$400,000	-	-	-	-	\$400,000
[711]: South GA Apron Reconstruction							
<i>Airport</i>							
Grants - Federal	\$360,000	-	\$8,100,000	-	-	-	\$8,460,000
Grants - State	\$20,000	-	\$450,000	-	-	-	\$470,000
Operating - Airport Operating Funds	\$20,000	-	\$450,000	-	-	-	\$470,000
	\$400,000	-	\$9,000,000	-	-	-	\$9,400,000
[767]: Reconstruct Terminal Parking Lot - Phase 2							
<i>Airport</i>							
Grants - State	\$80,000	-	\$800,000	-	-	-	\$880,000
Operating - Airport Operating Funds	\$20,000	-	\$200,000	-	-	-	\$220,000
	\$100,000	-	\$1,000,000	-	-	-	\$1,100,000
[616]: Terminal Outbound Baggage Expansion							
<i>Airport</i>							
Grants - Federal	-	-	-	\$720,000	-	-	\$720,000
Grants - State	-	-	-	\$40,000	-	-	\$40,000
Operating - Passenger Facility Charges	-	-	-	\$40,000	-	-	\$40,000
	-	-	-	\$800,000	-	-	\$800,000
[712]: Airfield Drainage Improvement							
<i>Airport</i>							
Grants - Federal	-	-	-	\$585,000	-	-	\$585,000
Grants - State	-	-	-	\$32,500	-	-	\$32,500
Operating - Airport Operating Funds	-	-	-	\$32,500	-	-	\$32,500
	-	-	-	\$650,000	-	-	\$650,000
[769]: East GA Apron Reconstruction							
<i>Airport</i>							
Grants - Federal	-	-	-	\$540,000	\$8,100,000	-	\$8,640,000
Grants - State	-	-	-	\$30,000	\$450,000	-	\$480,000
Operating - Airport Operating Funds	-	-	-	\$30,000	\$450,000	-	\$480,000
	-	-	-	\$600,000	\$9,000,000	-	\$9,600,000

Requests

Funding Source	Past	2025	2026	2027	2028	2029	Total
[918]: Remove Runway 4/22							
<i>Airport</i>							
Grants - Federal	-	-	-	\$360,000	\$4,500,000	\$4,500,000	\$9,360,000
Grants - State	-	-	-	\$20,000	\$250,000	\$250,000	\$520,000
Operating - Passenger Facility Charges	-	-	-	\$20,000	\$250,000	\$250,000	\$520,000
	-	-	-	\$400,000	\$5,000,000	\$5,000,000	\$10,400,000
[615]: Construct Connector Taxiway							
<i>Airport</i>							
Grants - Federal	-	-	-	-	\$1,080,000	-	\$1,080,000
Grants - State	-	-	-	-	\$60,000	-	\$60,000
Operating - Passenger Facility Charges	-	-	-	-	\$60,000	-	\$60,000
	-	-	-	-	\$1,200,000	-	\$1,200,000
[619]: Prepare Development Site							
<i>Airport</i>							
Grants - State	-	-	-	-	\$80,000	-	\$80,000
Operating - Airport Operating Funds	-	-	-	-	\$20,000	-	\$20,000
	-	-	-	-	\$100,000	-	\$100,000
[621]: Snow Removal Equipment Building Rehabilitation/Expansion							
<i>Airport</i>							
Grants - Federal	-	-	-	-	\$90,000	\$2,160,000	\$2,250,000
Grants - State	-	-	-	-	\$5,000	\$120,000	\$125,000
Operating - Passenger Facility Charges	-	-	-	-	\$5,000	\$120,000	\$125,000
	-	-	-	-	\$100,000	\$2,400,000	\$2,500,000

Bridges

2025 Total Funding
\$2,212,800
2025 New Borrowing
\$2,212,800
2025 City Funded
\$2,212,800



Funding Sources

Source	2025	2026	2027	2028	2029	Total
Borrowing	\$2,212,800	\$2,412,800	\$30,000	\$30,000	\$32,500	\$4,718,100
New Debt Issue	\$2,212,800	\$2,412,800	\$30,000	\$30,000	\$32,500	\$4,718,100
Grants & Other Intergovernmental	-	\$4,010,400	-	-	-	\$4,010,400
Federal	-	\$4,010,400	-	-	-	\$4,010,400
Taxation	-	\$250,000	-	-	-	\$250,000
TIF Increment	-	\$250,000	-	-	-	\$250,000
	\$2,212,800	\$6,673,200	\$30,000	\$30,000	\$32,500	\$8,978,500

Requests

Funding Source	Past	2025	2026	2027	2028	2029	Total
[688]: Wagon Wheel Connector Trail							
<i>Planning and Development</i>							
Borrowing - New Debt Issue	\$480,700	\$1,135,300	\$1,135,300	-	-	-	\$2,751,300
Grants - Federal	-	-	\$4,010,400	-	-	-	\$4,010,400
	\$480,700	\$1,135,300	\$5,145,700	-	-	-	\$6,761,700
[927]: Bridge Approach Repair							
<i>Engineering</i>							
Borrowing - New Debt Issue	-	\$450,000	-	-	-	-	\$450,000
	-	\$450,000	-	-	-	-	\$450,000
[904]: Niedbalski Bridge Repair							
<i>Engineering</i>							
Borrowing - New Debt Issue	\$60,000	\$300,000	-	-	-	-	\$360,000
	\$60,000	\$300,000	-	-	-	-	\$360,000
[967]: Bridge Repair of SE Copeland Viaduct, River Valley Dr N & S, and Gillette St							
<i>Engineering</i>							
Borrowing - New Debt Issue	-	\$100,000	\$750,000	-	-	-	\$850,000
	-	\$100,000	\$750,000	-	-	-	\$850,000
[968]: Bridge Redeck - Pammel Creek Footbridge							
<i>Engineering</i>							
Borrowing - New Debt Issue	-	\$100,000	-	-	-	-	\$100,000
	-	\$100,000	-	-	-	-	\$100,000
[970]: Bridge Patching - State Rd							
<i>Engineering</i>							
Borrowing - New Debt Issue	-	\$100,000	\$500,000	-	-	-	\$600,000
	-	\$100,000	\$500,000	-	-	-	\$600,000
[528]: Bridge Maintenance & Inspections							
<i>Engineering</i>							
Borrowing - New Debt Issue	\$550,000	\$27,500	\$27,500	\$30,000	\$30,000	\$32,500	\$697,500
	\$550,000	\$27,500	\$27,500	\$30,000	\$30,000	\$32,500	\$697,500
[703]: Market Street Bridge Replacement							
<i>Engineering</i>							
Other - TIF Increment - 11	-	-	\$250,000	-	-	-	\$250,000
	-	-	\$250,000	-	-	-	\$250,000

New Borrowing Requests

Request	2025	2026	2027	2028	2029	Total
Borrowing - New Debt Issue						
E86: Tandem Axle Dump Truck with Front and Wing Plow	\$1,155,000	\$816,200	\$774,586	-	\$369,992	\$3,115,778
688: Wagon Wheel Connector Trail	\$1,135,300	\$1,135,300	-	-	-	\$2,270,600
E105: Networking/Backbone Upgrades	\$1,017,000	\$374,000	\$719,000	\$854,000	\$138,000	\$3,102,000
761: Annual Traffic Signal Replacement Program	\$1,000,000	\$1,100,000	\$1,100,000	\$1,200,000	\$1,200,000	\$5,600,000
598: Green Bay St - 22nd St S to Losey Blvd (STP-Urban)	\$875,000	-	-	-	-	\$875,000
981: Fire Station 3 Renovation	\$750,000	\$750,000	-	-	-	\$1,500,000
E392: (2) 35' Hybrid Buses	\$620,000	-	-	-	-	\$620,000
544: Forest Hills Tennis Courts	\$600,000	-	-	-	-	\$600,000
906: Housing Grant Revolving Fund	\$500,000	\$500,000	\$500,000	-	-	\$1,500,000
927: Bridge Approach Repair	\$450,000	-	-	-	-	\$450,000
926: Main Library Air Handlers	\$418,410	-	-	-	-	\$418,410
E390: 35' Low Floor Clean Diesel Buses	\$395,454	-	-	-	-	\$395,454
915: Annual CIP Street Department Paving	\$350,000	\$350,000	\$350,000	\$350,000	\$350,000	\$1,750,000
880: Sunset Lane - Sunnyslope Rd to Gillette St	\$336,000	-	-	-	-	\$336,000
904: Niedbalski Bridge Repair	\$300,000	-	-	-	-	\$300,000
881: Vine Street - 14th St N to 16th St N	\$291,000	-	-	-	-	\$291,000
E421: Motorola Handheld Radios	\$270,000	\$270,000	\$270,000	-	-	\$810,000
E61: City Technology Upgrades	\$260,000	\$150,000	\$225,000	\$300,000	\$350,000	\$1,285,000
E87: Single Axle Dump Truck w/Plow	\$260,000	\$533,000	\$564,980	\$876,821	\$894,183	\$3,128,984
E275: P25 Radio System/NICE Logger/SUS/RSUS Service	\$240,122	\$259,331	\$300,000	\$500,000	\$500,000	\$1,799,453
E381: Mecalac 9MWR	\$240,000	-	-	-	-	\$240,000
E420: Screener	\$225,000	-	-	-	-	\$225,000
E91: Quad Axle Dump Truck	\$220,000	-	\$230,000	-	-	\$450,000
268: Citywide Traffic Implementation: Interconnect & Synchronization	\$200,000	\$100,000	\$100,000	-	-	\$400,000
763: Annual Capital Pavement Maintenance Program	\$200,000	\$200,000	\$250,000	\$250,000	\$300,000	\$1,200,000
E424: Fleet Vehicle Replacement	\$200,000	-	-	-	-	\$200,000
E317: Crack Filler/ Patcher	\$185,000	-	\$85,000	\$90,000	-	\$360,000
873: Highland Street - Dead End W to 26th St S	\$180,000	-	-	-	-	\$180,000
786: 31st Place South-Farnam St. to Green Bay St.	\$150,397	-	-	-	-	\$150,397
277: ADA Transition Plan	\$150,000	-	-	-	-	\$150,000
913: Annual Miscellaneous Curb Gutter & Pavement Replacement	\$150,000	\$150,000	\$150,000	\$150,000	\$150,000	\$750,000
E49: Leaf Vacuum Collector	\$140,000	\$148,400	\$157,304	\$166,742	\$176,746	\$789,192
762: Annual Sidewalk Infill Program	\$115,000	\$115,000	\$125,000	\$125,000	\$135,000	\$615,000
969: South Hall Renovation	\$110,000	\$533,750	\$651,250	-	-	\$1,295,000
E383: Library Technology Upgrades	\$106,200	-	-	-	-	\$106,200
648: Annual Sidewalk & ADA Ramp Replacement Program	\$100,000	\$100,000	\$100,000	\$100,000	\$100,000	\$500,000
901: Annual Capital Streetscape & Lighting Maintenance Program	\$100,000	\$110,000	\$110,000	\$120,000	\$120,000	\$560,000
967: Bridge Repair of SE Copeland Viaduct, River Valley Dr N & S, and Gillette St	\$100,000	\$750,000	-	-	-	\$850,000
968: Bridge Redeck - Pammel Creek Footbridge	\$100,000	-	-	-	-	\$100,000
970: Bridge Patching - State Rd	\$100,000	\$500,000	-	-	-	\$600,000
E394: Automated Vehicle Locator	\$100,000	-	-	-	-	\$100,000
E356: Horner Basketball Court	\$90,000	-	-	-	-	\$90,000
E412: DSR 2 Antenna Radar Unit	\$90,000	-	-	-	-	\$90,000
855: Aspen Trail Bridge Replacement	\$75,000	-	-	-	-	\$75,000
948: Sidewalk Infill South side of US 14/61 from Roundabout to Fireclay Ct	\$75,000	-	-	-	-	\$75,000
565: Fiber, Wireless and other Telecommunications Infrastructure	\$70,000	\$70,000	\$70,000	\$70,000	-	\$280,000
961: New UPS and Mechanical Room on 5th Floor	\$70,000	-	-	-	-	\$70,000
E355: Bobcat Toolcat	\$70,000	-	-	-	-	\$70,000
E386: Replacement Dance Floor	\$70,000	-	-	-	-	\$70,000
944: Avon Street Greenway	\$60,000	-	\$500,000	-	-	\$560,000
E319: Pavement Roller	\$60,000	\$205,000	-	-	-	\$265,000
551: Marsh Hydrological Study & Implementation	\$50,000	-	-	-	-	\$50,000
914: Annual Miscellaneous Alley Pavement Replacement	\$50,000	\$50,000	\$50,000	\$50,000	\$50,000	\$250,000
E350: Medium sized Scrubber	\$50,000	-	-	-	-	\$50,000
E347: Copeland Baseball Scoreboard	\$45,000	-	-	-	-	\$45,000
E101: Domain Awareness, Building Security and Smart City	\$40,000	\$40,000	\$40,000	\$40,000	\$40,000	\$200,000
E425: Surveying GPS Receiver & Data Collector	\$40,000	-	-	-	-	\$40,000
169: 21st St N - Campbell Rd to State St	\$36,000	-	-	-	-	\$36,000
E384: Public Works Locator/Code Enforcement Technician vehicle	\$35,000	-	-	-	-	\$35,000
935: 7th Street S - RRFB at Tyler St	\$30,000	-	-	-	-	\$30,000
E419: Backhoe Hammer	\$30,000	-	-	-	-	\$30,000
528: Bridge Maintenance & Inspections	\$27,500	\$27,500	\$30,000	\$30,000	\$32,500	\$147,500
E378: Training Smoke Machines and Mannequins	\$25,000	-	-	-	-	\$25,000
E418: Air Compressor	\$25,000	-	-	-	-	\$25,000
E96: Advanced Life Support/Basic Life Support Emergency Medical Services Equipment	\$22,000	-	-	\$16,000	-	\$38,000

Supplemental Information - New Borrowing Requests

Request	2025	2026	2027	2028	2029	Total
626: LED Street Light Upgrades	\$20,000	\$20,000	\$20,000	-	-	\$60,000
E51: Bullet Resistant Vests	\$20,000	\$20,000	\$20,000	\$20,000	-	\$80,000
49: 28th Street South - Main St. to Cass St.	\$15,000	-	-	-	-	\$15,000
825: Municipal Services Center - Brine Tank Addition	-	\$3,000,000	-	\$3,000,000	-	\$6,000,000
554: Northside Community Pool	-	\$900,000	-	-	-	\$900,000
827: Pedestrian Lighting - Green Bay St, from South Ave to Losey Blvd	-	\$700,000	\$600,000	-	-	\$1,300,000
798: Robinsdale Avenue - Mormon Coulee Rd to 28th St.	-	\$582,000	-	-	-	\$582,000
159: 16th St N - Vine St to Main St	-	\$325,000	-	-	-	\$325,000
983: Losey Boulevard Traffic Signals at Main Street	-	\$325,000	-	-	-	\$325,000
212: State St - 16th St to 17th St	-	\$198,000	-	-	-	\$198,000
980: Fire Department Search and Rescue Training Prop	-	\$180,000	-	-	-	\$180,000
E385: Library Network/Backbone Upgrades	-	\$164,049	-	-	-	\$164,049
E325: Front End Loader	-	\$120,000	-	-	-	\$120,000
561: City Hall Plumbing Repairs/Bathroom Remodel	-	\$100,000	-	\$100,000	-	\$200,000
E318: Column Lift	-	\$70,000	\$75,000	-	-	\$145,000
179: Lincoln Avenue - 29th St. to 32nd St.	-	\$66,000	-	-	-	\$66,000
542: Interior Building Networking Cable Replacement	-	\$50,000	-	-	-	\$50,000
624: Flood Levee Rehabilitation	-	\$50,000	-	\$50,000	-	\$100,000
E401: Greens Mower	-	\$42,000	-	-	\$47,000	\$89,000
E277: Sport Bleachers	-	\$36,000	-	-	-	\$36,000
E323: Aluminum Flagpole	-	\$30,000	-	-	-	\$30,000
781: Losey Boulevard - La Crosse St. to Main St.	-	-	\$3,174,000	-	-	\$3,174,000
601: Green Bay St - 9th St S to 14th St S	-	-	\$2,137,000	-	-	\$2,137,000
435: 15th Street - Cass St. to Ferry St.	-	-	\$1,320,000	-	-	\$1,320,000
E422: Radio System Upgrades	-	-	\$1,071,000	-	-	\$1,071,000
182: Monitor St - Rose St to Lang Dr	-	-	\$950,000	-	-	\$950,000
160: 17th Pl S - Cass St to Main St	-	-	\$800,000	-	-	\$800,000
982: Losey Blvd, Mormon Coulee Rd to Ward Ave - 3-Lane Conversion	-	-	\$500,000	-	-	\$500,000
E367: Mobile Library Vehicle - 33' Coach Style	-	-	\$450,000	-	-	\$450,000
213: Birch Street - 29th St. to Dead End East	-	-	\$368,000	-	-	\$368,000
E316: Loader	-	-	\$285,000	\$300,000	-	\$585,000
E266: Aerial Lift Truck	-	-	\$280,000	-	-	\$280,000
E354: Scissors lift	-	-	\$60,000	-	-	\$60,000
E407: Fairway Mower	-	-	\$60,000	-	-	\$60,000
E349: Forklift	-	-	\$45,000	-	-	\$45,000
E109: Special Operations Teams and Urban Search and Rescue Response Equipment	-	-	\$40,000	-	-	\$40,000
E353: LED Replacement Bulbs	-	-	\$30,000	-	-	\$30,000
64: Lauderdale Place - George St. to Lauderdale Ct.	-	-	-	\$1,370,000	-	\$1,370,000
E263: Hazardous Materials Team Response Vehicle	-	-	-	\$850,000	-	\$850,000
234: Sims Place - Western Terminus to South Ave	-	-	-	\$800,000	-	\$800,000
229: Weston Street - East Ave. to 21st Pl. S	-	-	-	\$638,000	-	\$638,000
424: Sunset Drive - Green Bay St. to State Rd.	-	-	-	\$606,000	-	\$606,000
831: Pedestrian Lighting - Main St, 7th St to West Avenue	-	-	-	\$500,000	-	\$500,000
846: Pedestrian Lighting - Clinton St from Avon St to George St	-	-	-	\$500,000	-	\$500,000
680: 8th Street South - Johnson Street to Denton Street	-	-	-	\$450,000	\$450,000	\$900,000
228: Travis Street - East Ave. to 20th St. S	-	-	-	\$424,000	-	\$424,000
232: 20th Street South - Mormon Coulee Rd. to Dead End South	-	-	-	\$418,000	-	\$418,000
233: Cook Street - Miller to 7th St S	-	-	-	\$393,000	-	\$393,000
E92: Motor Grader	-	-	-	\$390,000	-	\$390,000
823: 13th Place - Weston to Travis	-	-	-	\$386,000	-	\$386,000
E83: Pelican Street Sweeper	-	-	-	\$300,000	\$300,000	\$600,000
230: 7th St S - Cook St to Wollan Pl	-	-	-	\$253,000	-	\$253,000
E357: Display Board	-	-	-	\$225,000	-	\$225,000
E328: Zamboni	-	-	-	\$150,000	-	\$150,000
891: Olberg Ct - Alley Reconstruction	-	-	-	\$135,000	-	\$135,000
E423: Copier/Printer Replacement	-	-	-	\$115,500	-	\$115,500
E410: Lawn Mower	-	-	-	\$70,000	-	\$70,000
E97: Training Site - Equipment Improvements and Live Burn Engineering Requirements	-	-	-	\$50,000	-	\$50,000
E119: Cardiac Monitors and Associated Equipment	-	-	-	\$40,000	\$40,000	\$80,000
E239: Turf Gator	-	-	-	\$35,000	-	\$35,000
E346: Lift Trailer	-	-	-	\$20,000	-	\$20,000
E196: Thermal Imaging Cameras	-	-	-	\$15,000	-	\$15,000
951: Caledonia St - Monitor St to St Andrew St	-	-	-	-	\$1,220,000	\$1,220,000
600: Green Bay St - Losey Blvd to BNSF RR	-	-	-	-	\$1,087,000	\$1,087,000
938: Pedestrian Lighting - Jackson St, from 3rd to West Ave	-	-	-	-	\$950,000	\$950,000
431: 31st Street South - State Rd. to East Fairchild St.	-	-	-	-	\$945,000	\$945,000
939: Pedestrian Lighting - 8th Street S, from Market to Denton	-	-	-	-	\$877,000	\$877,000
E387: Video Score Board	-	-	-	-	\$750,000	\$750,000
670: 10th Street North - Pine Street to Main Street	-	-	-	-	\$720,000	\$720,000

Supplemental Information - New Borrowing Requests

Request	2025	2026	2027	2028	2029	Total
593: Redfield Street - 21st Street South to Losey Boulevard	-	-	-	-	\$596,000	\$596,000
673: Hood Street - Joseph Houska Drive to Niedbalski Bridge	-	-	-	-	\$536,000	\$536,000
162: 17th Street South - Chase St. to South Ave.	-	-	-	-	\$520,500	\$520,500
745: Pedestrian Lighting - State St, from 7th St to West Ave	-	-	-	-	\$475,000	\$475,000
964: Pedestrian Lighting - St Andrew St from Caledonia to George	-	-	-	-	\$444,000	\$444,000
832: Pedestrian Lighting - 8th & 9th Streets, from Cameron Ave to Market St	-	-	-	-	\$400,000	\$400,000
949: Park Street N - 13th St S to 15th St S	-	-	-	-	\$310,000	\$310,000
824: Airport Road - Streetlighting, terminal to Lakeshore Dr	-	-	-	-	\$275,000	\$275,000
959: Sidewalk Infill Bliss Rd from RR to Oak Trail	-	-	-	-	\$244,000	\$244,000
E345: Dump Truck	-	-	-	-	\$230,000	\$230,000
222: 21st Pl S - Townsend St to Bennett St	-	-	-	-	\$190,000	\$190,000
E416: Tractor Backhoe	-	-	-	-	\$185,000	\$185,000
E417: Aerial Platform Truck	-	-	-	-	\$160,000	\$160,000
E388: Banquet Equipment	-	-	-	-	\$150,000	\$150,000
934: Ranger Drive - midblock RRFB at Wood & Sill	-	-	-	-	\$120,000	\$120,000
945: 30th Street South - Dead End N to Glendale Ave	-	-	-	-	\$119,000	\$119,000
924: Sidewalk Infill East side HWY 14/61/35 - 33rd Street to Zion Dr	-	-	-	-	\$90,000	\$90,000
931: Wilson Ct Traffic Calming	-	-	-	-	\$65,000	\$65,000
930: Campbell Rd - midblock RRFB at Emersen Elementary	-	-	-	-	\$45,000	\$45,000
925: Midblock Crosswalk - 1600 block Park Ave	-	-	-	-	\$30,000	\$30,000
E411: Driving Range Picker	-	-	-	-	\$28,000	\$28,000
	\$15,685,383	\$16,315,530	\$19,737,120	\$17,892,063	\$17,504,921	\$87,135,017

Borrowing - Revenue Bonds/Notes: Sanitary Sewer Utility

808: Ultra Violet Treatment System Replacement at Wastewater Treatment Plant	\$500,000	-	\$2,500,000	-	-	\$3,000,000
786: 31st Place South-Farnam St. to Green Bay St.	\$245,000	-	-	-	-	\$245,000
974: WWTP Office Remodel	\$50,000	\$582,000	-	-	-	\$632,000
430: 28th Street South - Lincoln Ave. to Ward Ave.	\$15,000	-	-	-	-	\$15,000
598: Green Bay St - 22nd St S to Losey Blvd (STP-Urban)	\$15,000	-	-	-	-	\$15,000
425: 7th Street South - Ferry St. to Market St.	\$5,000	-	-	-	-	\$5,000
436: Ferry Street - 11th St. to 15th St.	-	\$320,000	-	-	-	\$320,000
179: Lincoln Avenue - 29th St. to 32nd St.	-	\$175,000	-	-	-	\$175,000
159: 16th St N - Vine St to Main St	-	\$145,000	-	-	-	\$145,000
212: State St - 16th St to 17th St	-	\$95,000	-	-	-	\$95,000
433: Hagar Street - Liberty St. to Avon St.	-	\$95,000	-	-	-	\$95,000
976: WWTP Digester Cover Rehabilitation	-	-	\$1,000,000	-	-	\$1,000,000
781: Losey Boulevard - La Crosse St. to Main St.	-	-	\$590,000	-	-	\$590,000
182: Monitor St - Rose St to Lang Dr	-	-	\$415,000	-	-	\$415,000
160: 17th Pl S - Cass St to Main St	-	-	\$330,000	-	-	\$330,000
601: Green Bay St - 9th St S to 14th St S	-	-	\$330,000	-	-	\$330,000
435: 15th Street - Cass St. to Ferry St.	-	-	\$167,000	-	-	\$167,000
174: Charles St - Island St to Hagar St	-	-	\$150,000	-	-	\$150,000
823: 13th Place - Weston to Travis	-	-	-	\$198,000	-	\$198,000
680: 8th Street South - Johnson Street to Denton Street	-	-	-	\$150,000	\$150,000	\$300,000
424: Sunset Drive - Green Bay St. to State Rd.	-	-	-	\$50,000	-	\$50,000
950: South Ave Sanitary Sewer Lining	-	-	-	-	\$1,230,000	\$1,230,000
955: Farnam St Sanitary Replacement	-	-	-	-	\$680,000	\$680,000
952: Charles St Sanitary at rail crossing	-	-	-	-	\$510,000	\$510,000
670: 10th Street North - Pine Street to Main Street	-	-	-	-	\$410,000	\$410,000
951: Caledonia St - Monitor St to St Andrew St	-	-	-	-	\$320,000	\$320,000
593: Redfield Street - 21st Street South to Losey Boulevard	-	-	-	-	\$235,000	\$235,000
431: 31st Street South - State Rd. to East Fairchild St.	-	-	-	-	\$220,000	\$220,000
162: 17th Street South - Chase St. to South Ave.	-	-	-	-	\$158,000	\$158,000
600: Green Bay St - Losey Blvd to BNSF RR	-	-	-	-	\$125,000	\$125,000
949: Park Street N - 13th St S to 15th St S	-	-	-	-	\$65,000	\$65,000
945: 30th Street South - Dead End N to Glendale Ave	-	-	-	-	\$60,000	\$60,000
	\$830,000	\$1,412,000	\$5,482,000	\$398,000	\$4,163,000	\$12,285,000

Borrowing - Revenue Bonds/Notes: Storm Water Utility

598: Green Bay St - 22nd St S to Losey Blvd (STP-Urban)	\$625,000	-	-	-	-	\$625,000
169: 21st St N - Campbell Rd to State St	\$109,000	-	-	-	-	\$109,000
812: Add 3rd Pump and outfall to Monitor St. Lift Station	\$100,000	\$700,000	-	-	-	\$800,000
430: 28th Street South - Lincoln Ave. to Ward Ave.	\$5,000	-	-	-	-	\$5,000
436: Ferry Street - 11th St. to 15th St.	-	\$625,000	-	-	-	\$625,000
159: 16th St N - Vine St to Main St	-	\$250,000	-	-	-	\$250,000
179: Lincoln Avenue - 29th St. to 32nd St.	-	\$75,000	-	-	-	\$75,000
212: State St - 16th St to 17th St	-	\$72,000	-	-	-	\$72,000
798: Robinsdale Avenue - Mormon Coulee Rd to 28th St.	-	\$50,000	-	-	-	\$50,000
433: Hagar Street - Liberty St. to Avon St.	-	\$20,000	-	-	-	\$20,000
781: Losey Boulevard - La Crosse St. to Main St.	-	-	\$951,000	-	-	\$951,000

Supplemental Information - New Borrowing Requests

Request	2025	2026	2027	2028	2029	Total
182: Monitor St - Rose St to Lang Dr	-	-	\$494,000	-	-	\$494,000
435: 15th Street - Cass St. to Ferry St.	-	-	\$312,000	-	-	\$312,000
174: Charles St - Island St to Hagar St	-	-	\$310,000	-	-	\$310,000
601: Green Bay St - 9th St S to 14th St S	-	-	\$155,000	-	-	\$155,000
160: 17th Pl S - Cass St to Main St	-	-	\$50,000	-	-	\$50,000
213: Birch Street - 29th St. to Dead End East	-	-	\$50,000	-	-	\$50,000
234: Sims Place - Western Terminus to South Ave	-	-	-	\$1,000,000	-	\$1,000,000
229: Weston Street - East Ave. to 21st Pl. S	-	-	-	\$637,000	-	\$637,000
233: Cook Street - Miller to 7th St S	-	-	-	\$283,000	-	\$283,000
823: 13th Place - Weston to Travis	-	-	-	\$278,000	-	\$278,000
230: 7th St S - Cook St to Wollan Pl	-	-	-	\$216,000	-	\$216,000
228: Travis Street - East Ave. to 20th St. S	-	-	-	\$208,000	-	\$208,000
680: 8th Street South - Johnson Street to Denton Street	-	-	-	\$72,500	\$72,500	\$145,000
600: Green Bay St - Losey Blvd to BNSF RR	-	-	-	-	\$445,000	\$445,000
670: 10th Street North - Pine Street to Main Street	-	-	-	-	\$435,000	\$435,000
222: 21st Pl S - Townsend St to Bennett St	-	-	-	-	\$330,000	\$330,000
953: West George St Storm Extension	-	-	-	-	\$295,000	\$295,000
951: Caledonia St - Monitor St to St Andrew St	-	-	-	-	\$250,000	\$250,000
431: 31st Street South - State Rd. to East Fairchild St.	-	-	-	-	\$115,000	\$115,000
162: 17th Street South - Chase St. to South Ave.	-	-	-	-	\$50,000	\$50,000
593: Redfield Street - 21st Street South to Losey Boulevard	-	-	-	-	\$50,000	\$50,000
	\$839,000	\$1,792,000	\$2,322,000	\$2,694,500	\$2,042,500	\$9,690,000

Borrowing - Revenue Bonds/Notes: Water Utility

598: Green Bay St - 22nd St S to Losey Blvd (STP-Urban)	\$360,000	-	-	-	-	\$360,000
212: State St - 16th St to 17th St	-	\$97,000	-	-	-	\$97,000
781: Losey Boulevard - La Crosse St. to Main St.	-	-	\$2,300,000	-	-	\$2,300,000
182: Monitor St - Rose St to Lang Dr	-	-	\$530,000	-	-	\$530,000
160: 17th Pl S - Cass St to Main St	-	-	\$408,000	-	-	\$408,000
424: Sunset Drive - Green Bay St. to State Rd.	-	-	-	\$205,000	-	\$205,000
680: 8th Street South - Johnson Street to Denton Street	-	-	-	\$77,500	\$77,500	\$155,000
593: Redfield Street - 21st Street South to Losey Boulevard	-	-	-	-	\$848,000	\$848,000
954: Oak Street Watermain- Gillette Pl to Rublee St	-	-	-	-	\$745,000	\$745,000
951: Caledonia St - Monitor St to St Andrew St	-	-	-	-	\$350,000	\$350,000
949: Park Street N - 13th St S to 15th St S	-	-	-	-	\$120,500	\$120,500
943: Ward Ave & 33rd St Watermain	-	-	-	-	\$50,000	\$50,000
	\$360,000	\$97,000	\$3,238,000	\$282,500	\$2,191,000	\$6,168,500

TIF Funded Project Requests

Request	2025	2026	2027	2028	2029	Total
---------	------	------	------	------	------	-------

Figures only include TIF portion of project funding does not include total project cost.

Other - TIF Increment - 11

594: 6th Street South - State Street to Cass Street	\$1,700,000	-	-	-	-	\$1,700,000
972: Community Development Program Initiatives in TID 11	\$300,000	\$300,000	-	-	-	\$600,000
907: Pearl Street reconstruction	\$125,000	-	-	-	-	\$125,000
946: King Street Greenway Extension	\$100,000	-	-	\$500,000	-	\$600,000
896: Pine Street Corridor	-	\$1,575,000	-	-	-	\$1,575,000
436: Ferry Street - 11th St. to 15th St.	-	\$1,294,000	-	-	-	\$1,294,000
703: Market Street Bridge Replacement	-	\$250,000	-	-	-	\$250,000
447: Downtown Facade Renovation Program	-	\$100,000	-	-	-	\$100,000
	\$2,225,000	\$3,519,000	-	\$500,000	-	\$6,244,000

Other - TIF Increment - 15

975: Community Development Program Initiatives in TID 15	\$250,000	\$250,000	\$250,000	-	-	\$750,000
716: Coulee Park	\$100,000	-	-	-	-	\$100,000
179: Lincoln Avenue - 29th St. to 32nd St.	-	\$374,667	-	-	-	\$374,667
	\$350,000	\$624,667	\$250,000	-	-	\$1,224,667

Other - TIF Increment - 16

895: Charles St Affordable Housing	\$300,000	-	-	-	-	\$300,000
965: ReNew the Block	\$100,000	-	-	-	-	\$100,000
944: Avon Street Greenway	\$60,000	-	\$500,000	-	-	\$560,000
433: Hagar Street - Liberty St. to Avon St.	-	\$221,000	-	-	-	\$221,000
174: Charles St - Island St to Hagar St	-	-	\$481,000	-	-	\$481,000
682: Red Cloud Park Trail	-	-	\$50,000	-	-	\$50,000
	\$460,000	\$221,000	\$1,031,000	-	-	\$1,712,000

Other - TIF Increment - 17

896: Pine Street Corridor	-	-	\$1,000,000	\$500,000	-	\$1,500,000
907: Pearl Street reconstruction	-	-	-	\$4,000,000	-	\$4,000,000
	-	-	\$1,000,000	\$4,500,000	-	\$5,500,000

Other - TIF Increment - 18

555: River Point District Waterway Development Plan	\$500,000	\$500,000	\$500,000	-	-	\$1,500,000
181: Milwaukee St- Buchner Pl to Causeway Blvd	-	-	-	\$487,000	-	\$487,000
	\$500,000	\$500,000	\$500,000	\$487,000	-	\$1,987,000

Unfunded Requests

Request	Past Funded Amount	Unfunded Amount	Total Amount
Buildings & Grounds - City Hall			
562: City Hall Air Handler Replacement	-	\$900,000	\$900,000
563: City Hall Windows, Air Seal Replacements	-	\$800,000	\$800,000
564: City Hall Parking Lot	-	\$125,000	\$125,000
663: City Hall Stairwell Refurbishments	-	\$50,000	\$50,000
	-	\$1,875,000	\$1,875,000
Buildings & Grounds - La Crosse Center			
865: Freight Elevator Upgrade	-	\$185,000	\$185,000
866: Escalator Upgrade	-	\$900,000	\$900,000
	-	\$1,085,000	\$1,085,000
Buildings & Grounds - Others			
656: Public Market	-	\$13,700,000	\$13,700,000
777: Green Island Ice Arena Roof	-	\$600,000	\$600,000
	-	\$14,300,000	\$14,300,000
Flood Control, Harbors & Waterfront			
706: Municipal Harbor Transient Dock	-	\$250,000	\$250,000
725: Utility line to La Crosse Municipal Harbor	-	\$40,000	\$40,000
776: Municipal Boat Harbor Gazebo	-	\$150,000	\$150,000
	-	\$440,000	\$440,000
Parks, Recreation & Forestry			
548: Copeland Park Shelters and Site Improvements	\$30,000	\$1,600,000	\$1,630,000
553: Erickson Pool	-	\$450,000	\$450,000
559: Glendale Park	-	\$100,000	\$100,000
560: Hass Park	-	\$200,000	\$200,000
698: Weigant Park Fence Replacement	-	\$50,000	\$50,000
700: Chad Erickson Lagoon Trail Stabilization	-	\$75,000	\$75,000
771: Citywide Tree Planting	\$50,000	\$300,000	\$350,000
772: Pettibone Beach House	-	\$250,000	\$250,000
774: Riverside International Friendship Gardens	-	\$25,000	\$25,000
778: Civic Center Park	-	\$100,000	\$100,000
849: Wittenberg Dog Park	-	\$100,000	\$100,000
850: Trane Park Improvements	-	\$150,000	\$150,000
923: Willow Trail Resiliency	-	\$1,070,000	\$1,070,000
	\$80,000	\$4,470,000	\$4,550,000
Planning & Community Development - Economic Development			
898: Industrial Park Expansion Project	-	\$1,500,000	\$1,500,000
	-	\$1,500,000	\$1,500,000
Planning & Community Development - Housing			
971: Home Energy Audit Program	-	\$750,000	\$750,000
	-	\$750,000	\$750,000
Planning & Community Development - Neighborhoods			
947: St. James-St. Cloud Cycle Track	-	\$599,155	\$599,155
962: Downtown La Crosse Bike Parking	-	\$50,000	\$50,000
	-	\$649,155	\$649,155
Planning & Community Development - Plans & Studies			
735: Lost La Crosse- Historic Signage Project	-	\$30,000	\$30,000
956: Commercial Building Efficiency Program	-	\$575,000	\$575,000
957: City of La Crosse Transportation Safety Action Plan	-	\$200,000	\$200,000
958: City of La Crosse Bicycle and Pedestrian Quick-Build Safety Program	-	\$100,000	\$100,000
960: Commercial Fleet Electrification Program	-	\$208,332	\$208,332
963: Work Bus Pass Marketing Program	-	\$250,000	\$250,000
973: Residential Solar Group Buy Program	-	\$175,000	\$175,000
978: Energy-Saving Tree Program	-	\$270,000	\$270,000
	-	\$1,808,332	\$1,808,332
Transportation & Utilities - Streets			
46: 20th Street South - Park Ave. to Denton St.	-	\$349,000	\$349,000
47: 22nd Street South - Hyde Ave. to Weston St.	-	\$708,000	\$708,000

Supplemental Information - Unfunded Requests

Request	Past Funded Amount	Unfunded Amount	Total Amount
56: Front St Regrade and Reconstruction	\$500,000	\$2,945,000	\$3,445,000
57: Garner Place - Zion Rd to Dead End South	-	\$348,000	\$348,000
58: George Street - Wittenberg Pl. to Onalaska Ave.	-	\$663,000	\$663,000
137: Vine Street - Front St. to 2nd St.	-	\$429,000	\$429,000
138: Zion Road - Garner Pl. to Dead End North	-	\$293,000	\$293,000
421: Livingston Street - Liberty St. to George St.	-	\$1,217,000	\$1,217,000
428: 21st Street South - Jackson St. to Johnson St.	-	\$236,000	\$236,000
429: 23rd Street South - Hyde Ave. to Barlow St.	-	\$533,000	\$533,000
432: Elm Drive - Easter Rd. to Valleyview Pl.	-	\$1,342,000	\$1,342,000
595: 16th St S - Johnson St to Farnam St	-	\$1,777,000	\$1,777,000
596: Cunningham Street - Larson Street to Dead End East	-	\$827,000	\$827,000
597: Farnam St - 16th St S to 20th St S	-	\$1,906,000	\$1,906,000
649: Bliss Road Slope Stabilization	\$650,000	\$900,000	\$1,550,000
667: Redfield Street - 16th Street to East Avenue	-	\$421,000	\$421,000
671: Liberty Street - Sill Street to Clinton Street	-	\$757,000	\$757,000
672: Ray Place - Strong Avenue to Dead End East	-	\$333,000	\$333,000
801: Sunset Lane - Sunnyslope Rd to Gillette St.	-	\$36,708	\$36,708
859: 20th Street S - Redfield St. to Green Bay St.	-	\$12,400	\$12,400
869: East Avenue - Ferry St to Market St	-	\$8,200	\$8,200
874: Horton Street - East Ave to 19th St S	-	\$22,000	\$22,000
875: Laurel Street - Old Town Hall Rd to Sunnyside Dr	-	\$42,000	\$42,000
876: Linwood Court - Sunnyside Dr to Dead End S	-	\$22,000	\$22,000
909: Losey Boulevard - Main St to Market St	-	\$7,541,000	\$7,541,000
910: Wood Street - St. Andrew to Dead End S	-	\$434,000	\$434,000
911: Island Street - George St to Loomis St	-	\$864,000	\$864,000
	\$1,150,000	\$24,966,308	\$26,116,308

Transportation & Utilities - Streetscaping & Lighting

259: Pedestrian Lighting, 7th St N - from La Crosse St to North Terminus	-	\$90,000	\$90,000
271: 8th St Pedestrian Lighting, Jackson St. to Cass St.	-	\$770,000	\$770,000
830: New Infill Sidewalk - Miller St, from Cook St to Niebalski Bridge	-	\$700,000	\$700,000
885: Palace Street - midblock RRFB east of Charles St	-	\$60,000	\$60,000
928: Pedestrian Lighting - Main Street, from West Ave to 21st St	-	\$856,000	\$856,000
929: Pedestrian Lighting - State Street, from West Ave to 21st St	-	\$856,000	\$856,000
933: Pedestrian Lighting - 3rd Street & 4th Street - Division to Adams	-	\$1,740,000	\$1,740,000
940: Lighting - Copeland from Monitor to La Crosse River	-	\$1,005,000	\$1,005,000
941: Lighting - Copeland from Clinton to Hagar	-	\$1,041,000	\$1,041,000
942: Lighting - 3rd & 4th from La Crosse St to Pine St	-	\$410,000	\$410,000
	-	\$7,528,000	\$7,528,000
	\$1,230,000	\$59,371,795	\$60,601,795

City Vehicle Fleet

The City is in partnership with Enterprise Fleet Management. This report details the planned amount of vehicles the City will lease from Enterprise and the annual cost for 2025. The total annual lease cost does not include any cash outlay for upfitting of vehicles or value of any trade-in sales from the replaced vehicle. A negative annual lease cost signifies that the trade in sales were more than the total annual lease cost. Lease payments for general government are not included in the individual department operating budgets. The lease payments are levied for and are in the debt service fund. Enterprise and Special Revenue Fund leases are budgeted for in their respective fund operating budgets. In addition, this report details the total number of vehicles authorized for each department for 2025.

General Government

		2024		2025	
		Number	Total Annual Lease Cost	Number	Total Annual Lease Cost
Engineering	Leased	7	\$54,147	7	\$54,144
	Owned	1		1	
Fire	Leased	9	\$73,578	9	\$73,584
	Owned	13		13	
Grounds & Building	Leased	2	\$14,398	2	\$14,400
Information Technology	Owned	1		1	
La Crosse Center	Owned	2		2	
Parks, Recreation, and Forestry	Leased	19	\$134,451	19	\$134,460
	Owned	8		8	
Police	Leased	27	\$328,447	35	\$478,632
	Owned	34		26	
Refuse and Recycling	Leased	1	\$7,770	1	\$7,764
Streets	Leased	13	\$117,472	15	\$149,736
	Owned	5		4	
GENERAL GOVERNMENT TOTAL		142	\$730,264	143	\$912,720

Enterprise Funds

		2024		2025	
		Number	Total Annual Lease Cost	Number	Total Annual Lease Cost
Airport	Leased	7	\$53,314	7	\$53,316
	Owned	3		3	
Parking	Leased	5	\$42,522	8	\$70,824
	Owned	5		2	
Sanitary Sewer Utility	Leased	12	\$87,609	12	\$87,612
	Owned	4		4	
Water Utility	Leased	10	\$75,174	10	\$75,180
	Owned	7		7	
ENTERPRISE FUNDS TOTAL		53	\$258,621	53	\$286,932

Special Revenue Funds

		2024		2025	
		Number	Total Annual Lease Cost	Number	Total Annual Lease Cost
Municipal Transit	Leased	1	\$7,749	1	\$7,752
SPECIAL REVENUE FUNDS TOTAL		1	\$7,749	1	\$7,752