

# 74 Construct Solar Array Canopy System

Airport

2020 Funding Request

**\$1.440M**

Past Funding

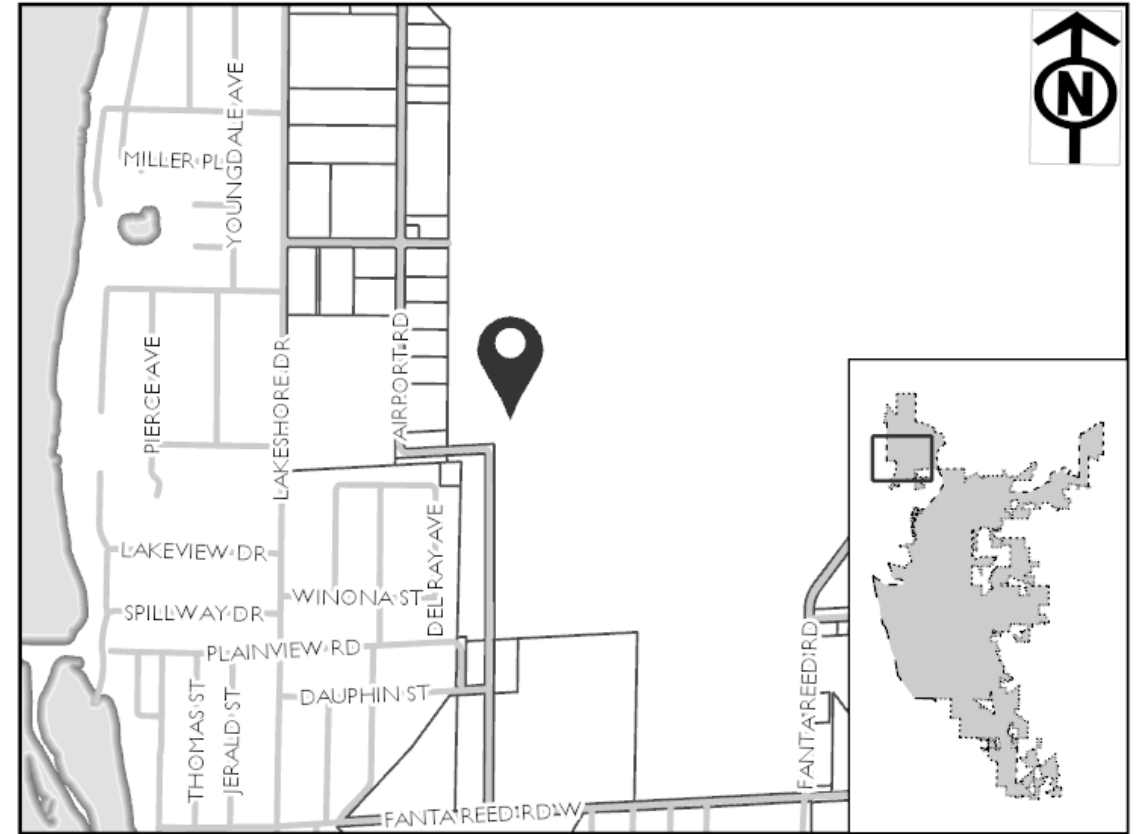
**\$0.160M**

Total Funding

**\$1.600M**

Funding Source	Past	2020	2021	2022	2023	2024
Airport	\$0.008M	\$0.072M	-	-	-	-
Grants/Intgov	\$0.152M	\$1.368M	-	-	-	-
<b>Total</b>	<b>\$0.160M</b>	<b>\$1.440M</b>	-	-	-	-

Expenditure Category	Total
Airport - Terminal	\$1.600M



**2020 to 2024 Capital Improvement Budget**

**LA CROSSE WISCONSIN**

## 2020 Funding Request

**\$50k**

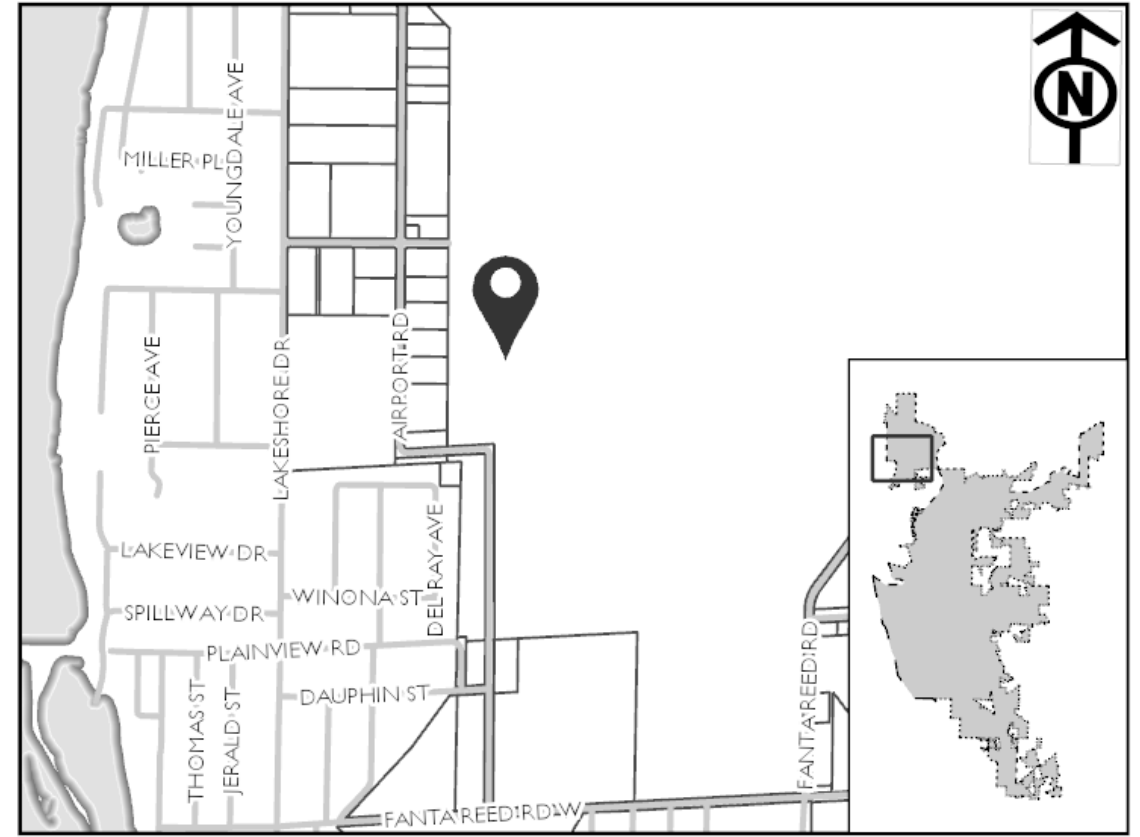
## Past Funding

## Total Funding

**\$50k**

Funding Source	Past	2020	2021	2022	2023	2024
Airport	-	\$50k	-	-	-	-
<b>Total</b>	-	<b>\$50k</b>	-	-	-	-

Expenditure Category	Total
Airport - Other Buildings	\$50k



# 76 Employee Lot Electric Vehicle Charging Stations

Airport

2020 Funding Request

**\$10k**

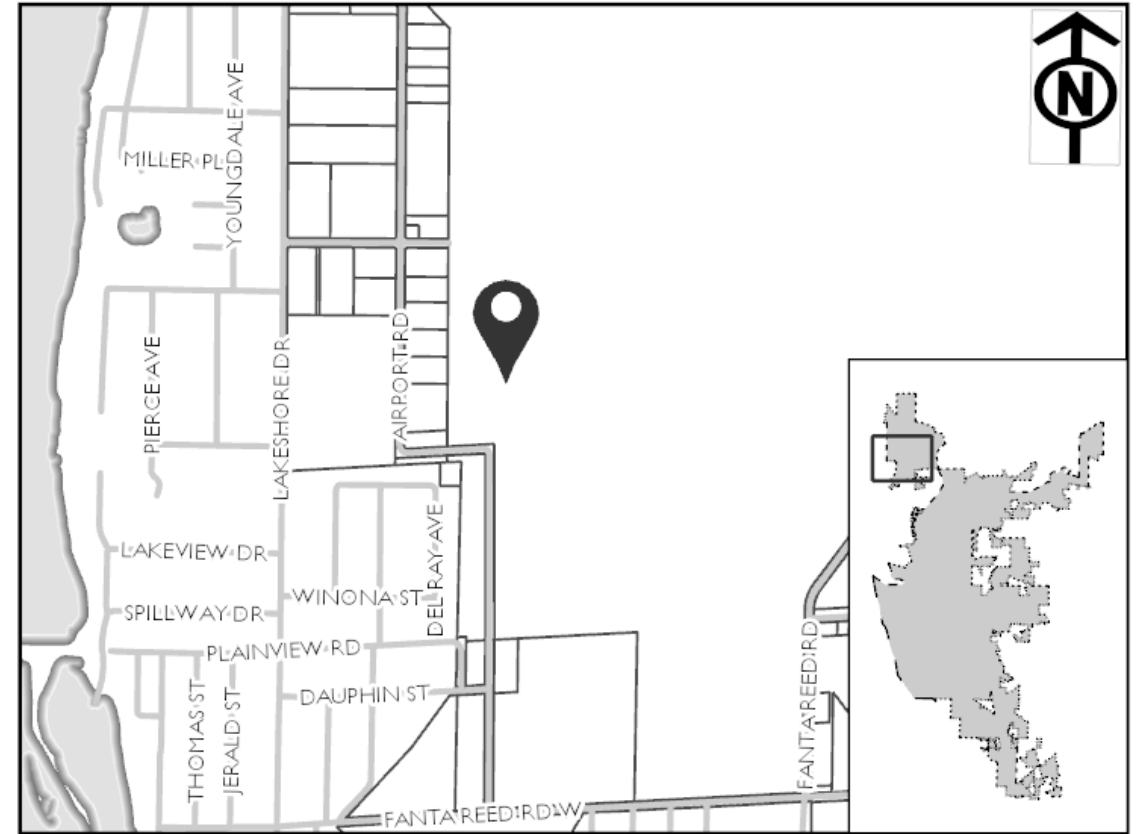
Past Funding

Total Funding

**\$10k**

Funding Source	Past	2020	2021	2022	2023	2024
Airport	-	\$10k	-	-	-	-
<b>Total</b>	-	<b>\$10k</b>	-	-	-	-

Expenditure Category	Total
Airport - Other Buildings	\$10k



**2020 to 2024 Capital Improvement Budget**

**LA CROSSE WISCONSIN**

# 78 Rehabilitate Terminal Loop Road - Surface Treatment

Airport

2020 Funding Request

**\$35k**

Past Funding

Total Funding

**\$35k**

Funding Source	Past	2020	2021	2022	2023	2024
Airport	-	\$35k	-	-	-	-
<b>Total</b>	-	<b>\$35k</b>	-	-	-	-

Expenditure Category	Total
Airport - Other Buildings	\$35k



**2020 to 2024 Capital Improvement Budget**

**LA CROSSE WISCONSIN**

## 2020 Funding Request

**\$1.304M**

## Past Funding

## Total Funding

**\$1.304M**

Funding Source	Past	2020	2021	2022	2023	2024
Airport	-	\$0.008M	-	-	-	-
Grants/Intgov	-	\$1.296M	-	-	-	-
<b>Total</b>	-	<b>\$1.304M</b>	-	-	-	-

Expenditure Category	Total
Airport - Runways and Taxiways	\$1.304M



## 2020 Funding Request

## Past Funding

## Total Funding

**\$300k**

Funding Source	Past	2020	2021	2022	2023	2024
Airport	-	-	\$60k	-	-	-
Grants/Intgov	-	-	\$240k	-	-	-
<b>Total</b>	-	-	<b>\$300k</b>	-	-	-

Expenditure Category	Total
Airport - Terminal	\$300k



# 81 Install Terminal Inbound Baggage Conveyor

Airport

## 2020 Funding Request

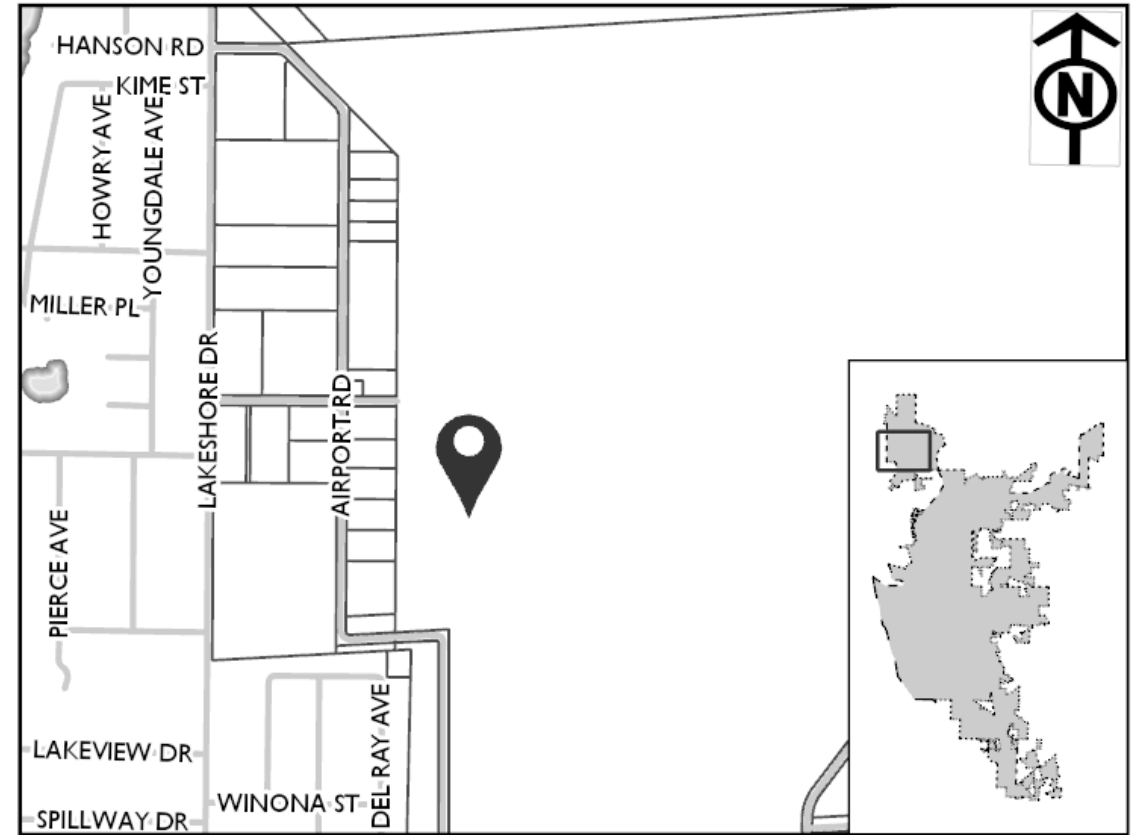
## Past Funding

## Total Funding

**\$650k**

Funding Source	Past	2020	2021	2022	2023	2024
Airport	-	-	\$130k	-	-	-
Grants/Intgov	-	-	\$520k	-	-	-
<b>Total</b>	-	-	<b>\$650k</b>	-	-	-

Expenditure Category	Total
Airport - Terminal	\$650k



**2020 to 2024 Capital Improvement Budget**

**LA CROSSE WISCONSIN**

## 2020 Funding Request

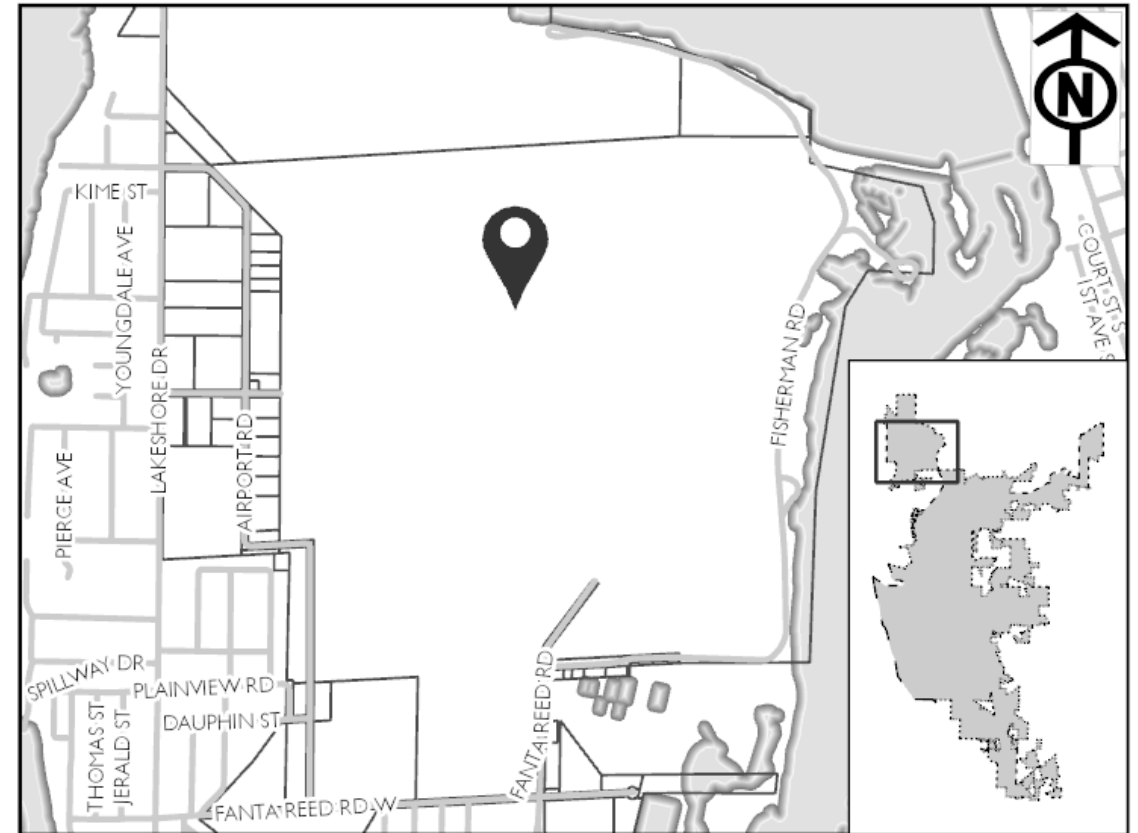
## Past Funding

## Total Funding

**\$5.500M**

Funding Source	Past	2020	2021	2022	2023	2024
Airport	-	-	\$0.014M	\$0.261M	-	-
Grants/Intgov	-	-	\$0.261M	\$4.964M	-	-
<b>Total</b>	-	-	<b>\$0.275M</b>	<b>\$5.225M</b>	-	-

Expenditure Category	Total
Airport - Runways and Taxiways	\$5.500M





## 2020 Funding Request

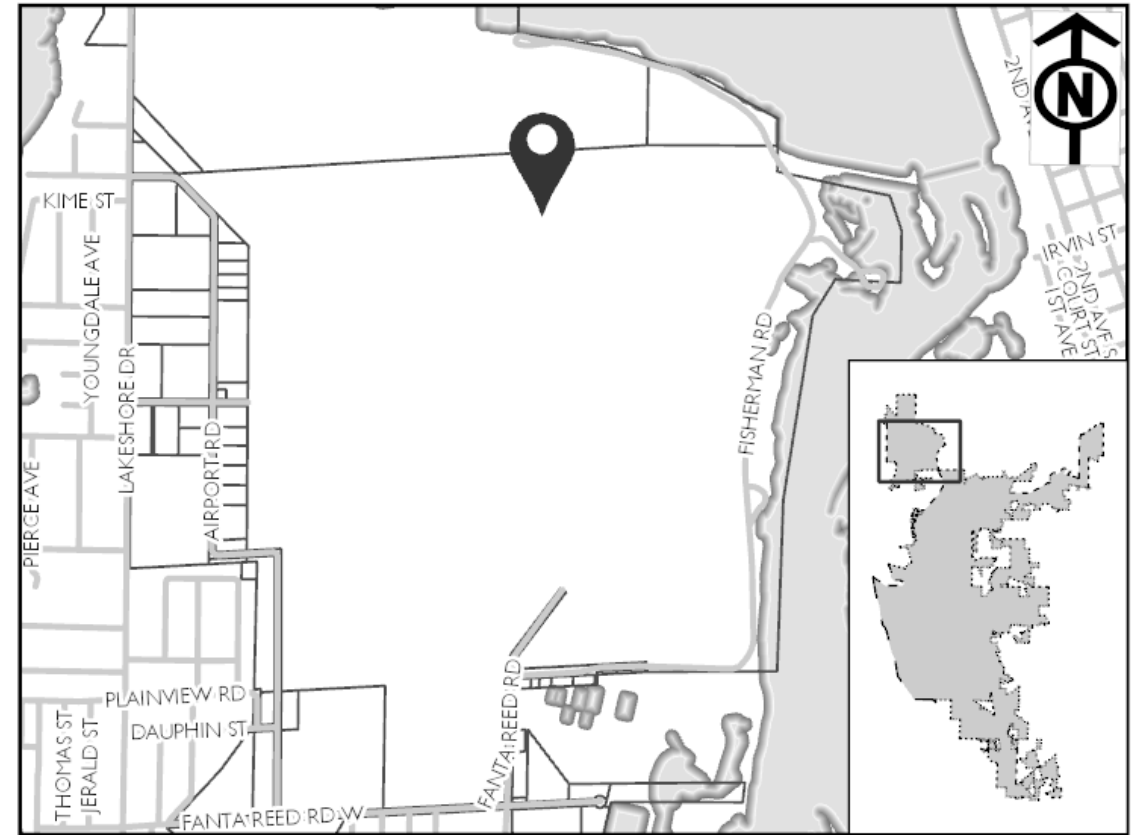
## Past Funding

## Total Funding

**\$500k**

Funding Source	Past	2020	2021	2022	2023	2024
Airport	-	-	-	\$25k	-	-
Grants/Intgov	-	-	-	\$475k	-	-
<b>Total</b>	-	-	-	<b>\$500k</b>	-	-

Expenditure Category	Total
Airport - Runways and Taxiways	\$500k



## 2020 Funding Request

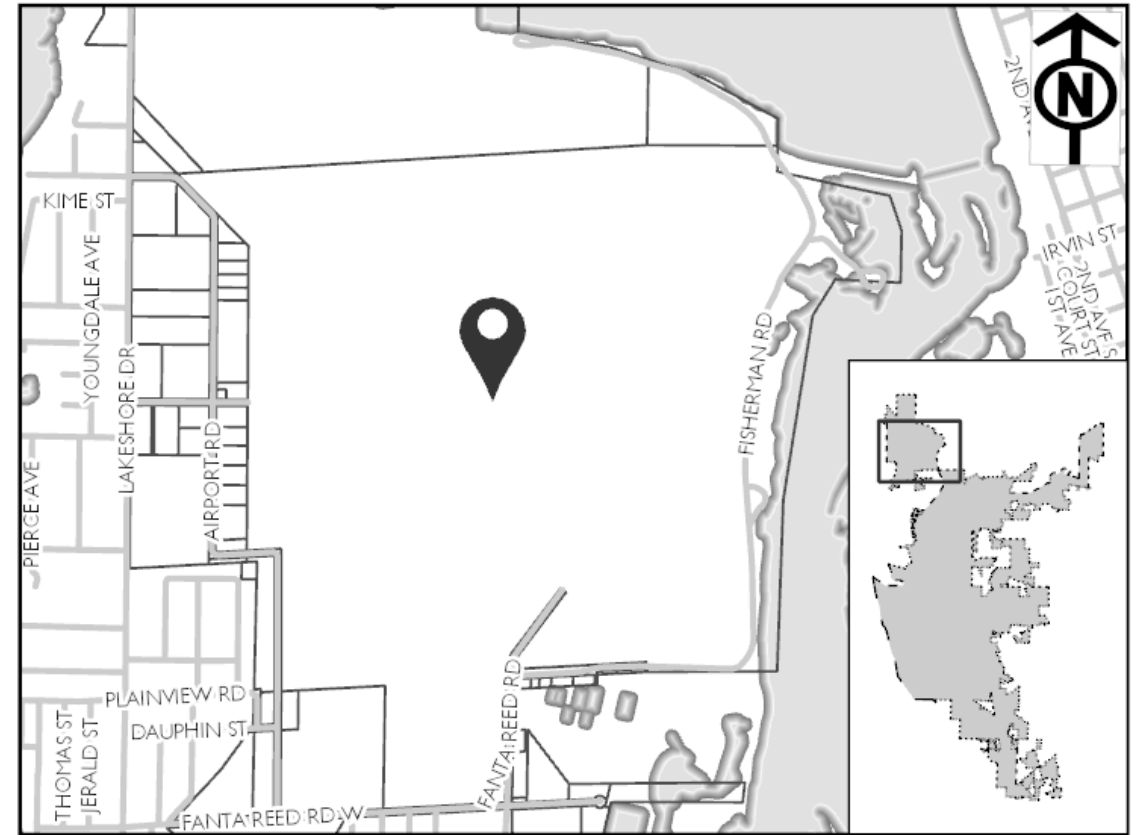
## Past Funding

## Total Funding

**\$2.700M**

Funding Source	Past	2020	2021	2022	2023	2024
Airport	-	-	-	\$0.014M	\$0.122M	-
Grants/Intgov	-	-	-	\$0.257M	\$2.309M	-
<b>Total</b>	-	-	-	<b>\$0.270M</b>	<b>\$2.430M</b>	-

Expenditure Category	Total
Airport - Runways and Taxiways	\$2.700M



## 2020 Funding Request

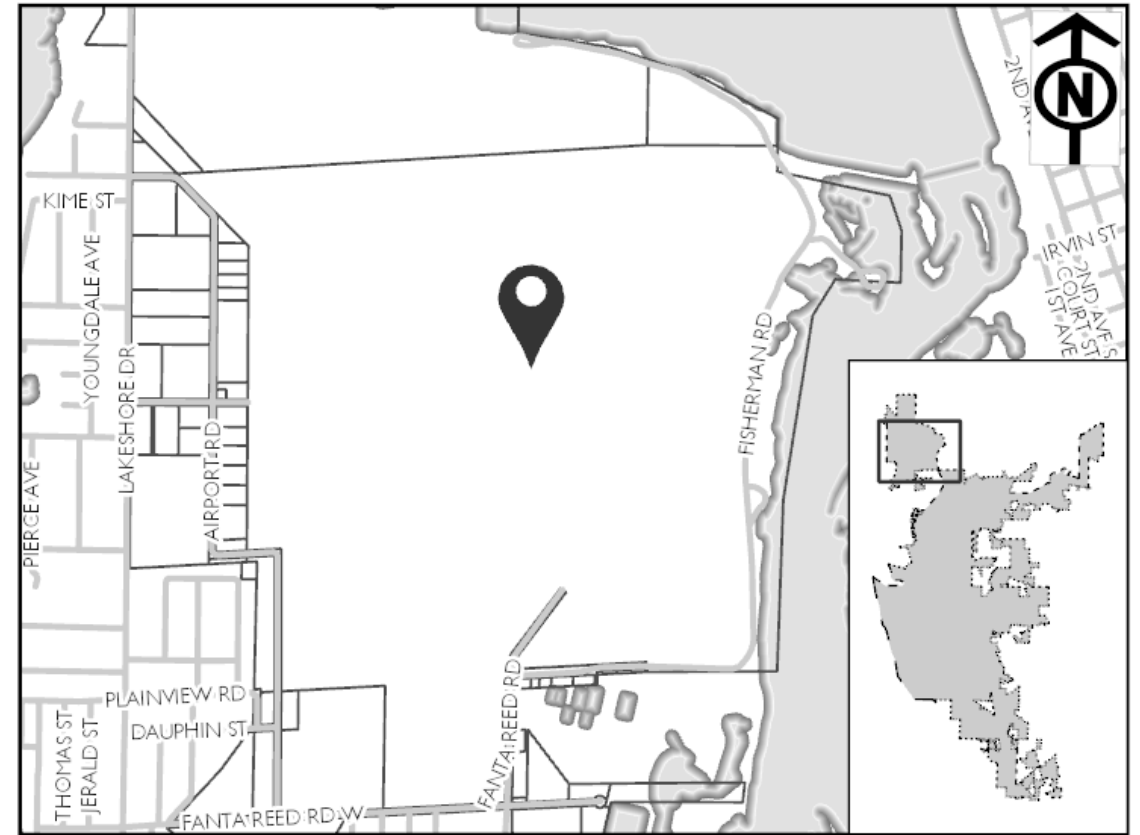
## Past Funding

## Total Funding

**\$6.450M**

Funding Source	Past	2020	2021	2022	2023	2024
Airport	-	-	-	\$0.010M	\$0.031M	\$0.281M
Grants/Intgov	-	-	-	\$0.190M	\$0.594M	\$5.344M
<b>Total</b>	-	-	-	<b>\$0.200M</b>	<b>\$0.625M</b>	<b>\$5.625M</b>

Expenditure Category	Total
Airport - Runways and Taxiways	\$6.450M



# 86 Install Fanta Reed Road Lighting

Airport

## 2020 Funding Request

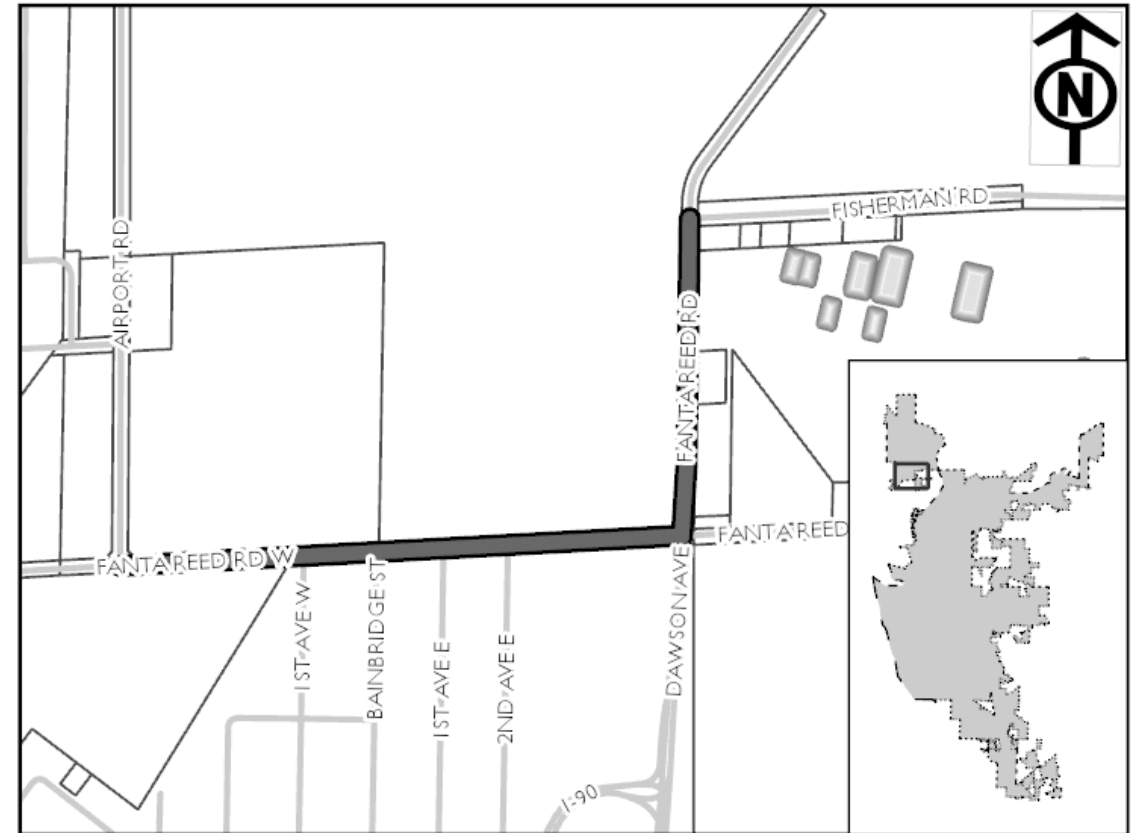
## Past Funding

## Total Funding

**\$300k**

Funding Source	Past	2020	2021	2022	2023	2024
Airport	-	-	-	\$60k	-	-
Grants/Intgov	-	-	-	\$240k	-	-
<b>Total</b>	-	-	-	<b>\$300k</b>	-	-

Expenditure Category	Total
Airport - Other Buildings	\$300k



**2020 to 2024 Capital Improvement Budget**

**LA CROSSE  
WISCONSIN**

# 88 Reconstruct South Terminal Parking Lot

Airport

## 2020 Funding Request

## Past Funding

## Total Funding

**\$1.000M**

Funding Source	Past	2020	2021	2022	2023	2024
Airport	-	-	-	-	\$0.200M	-
Grants/Intgov	-	-	-	-	\$0.800M	-
<b>Total</b>	-	-	-	-	<b>\$1.000M</b>	-

Expenditure Category	Total
Airport - Terminal	\$1.000M



**2020 to 2024 Capital Improvement Budget**

**LA CROSSE WISCONSIN**

## 2020 Funding Request

**\$50k**

## Past Funding

## Total Funding

**\$300k**

Funding Source	Past	2020	2021	2022	2023	2024
<b>Airport</b>	-	\$50k	\$50k	\$50k	\$50k	\$100k
<b>Total</b>	-	\$50k	\$50k	\$50k	\$50k	\$100k

Expenditure Category	Total
Airport - Terminal	\$300k

## 2020 Funding Request

## Past Funding

## Total Funding

**\$75k**

Funding Source	Past	2020	2021	2022	2023	2024
<b>Airport</b>	-	-	-	\$75k	-	-
<b>Total</b>	-	-	-	\$75k	-	-

Expenditure Category	Total
Airport - Terminal	\$75k

## 2020 Funding Request

## Past Funding

## Total Funding

**\$400k**

Funding Source	Past	2020	2021	2022	2023	2024
<b>Airport</b>	-	-	\$80k	-	-	-
<b>Grants/Intgov</b>	-	-	\$320k	-	-	-
<b>Total</b>	-	-	<b>\$400k</b>	-	-	-

Expenditure Category	Total
Airport - Runways and Taxiways	\$400k



## 2020 Funding Request

## Past Funding

## Total Funding

**\$750k**

Funding Source	Past	2020	2021	2022	2023	2024
<b>Airport</b>	-	-	-	-	-	\$150k
<b>Grants/Intgov</b>	-	-	-	-	-	\$600k
<b>Total</b>	-	-	-	-	-	<b>\$750k</b>

Expenditure Category	Total
Airport - Other Buildings	\$750k

# 414 Extend Fiber to City Hall

Airport

## 2020 Funding Request

**\$200k**

## Past Funding

## Total Funding

**\$200k**

Funding Source	Past	2020	2021	2022	2023	2024
<b>Airport</b>	-	\$200k	-	-	-	-
<b>Total</b>	-	\$200k	-	-	-	-

Expenditure Category	Total
Airport - Other Buildings	\$200k

## 2020 Funding Request

**\$10k**

## Past Funding

## Total Funding

**\$10k**

Funding Source	Past	2020	2021	2022	2023	2024
<b>Operating</b>	-	\$10k	-	-	-	-
<b>Total</b>	-	\$10k	-	-	-	-

Expenditure Category	Total
Public Buildings - City Hall	\$10k

## 2020 Funding Request

**\$294k**

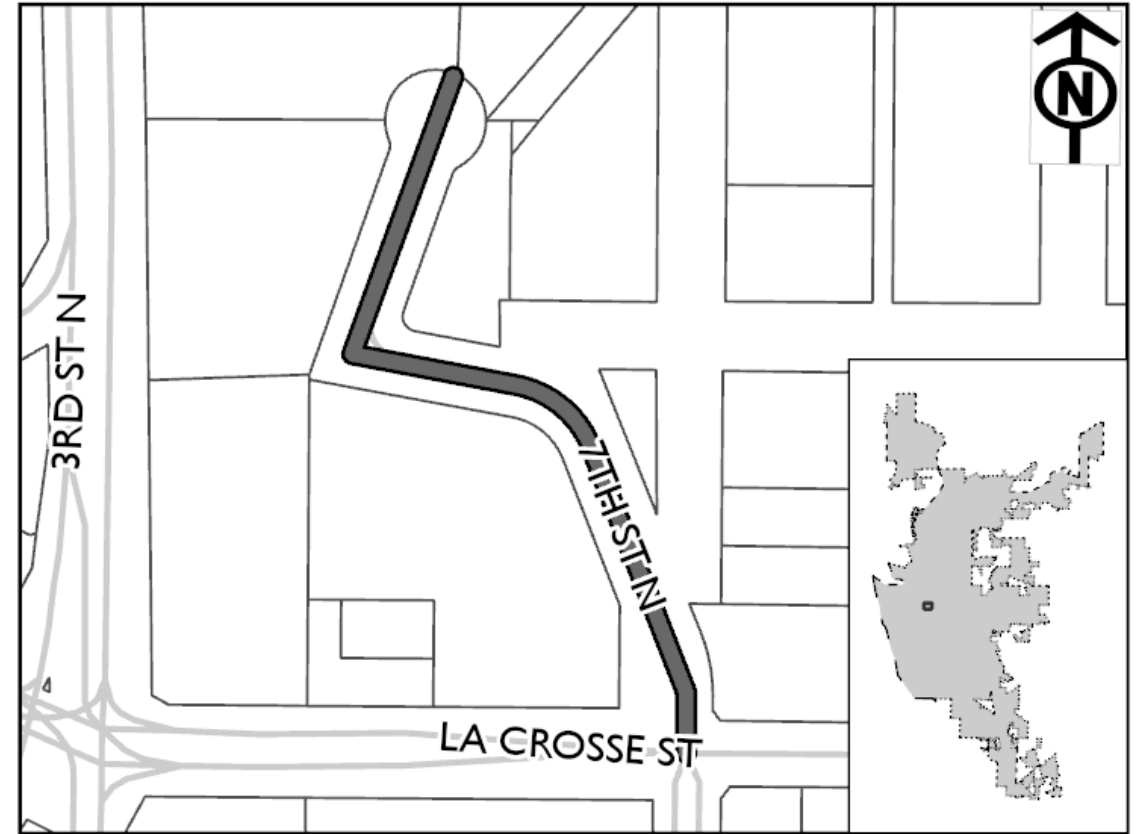
## Past Funding

## Total Funding

**\$294k**

Funding Source	Past	2020	2021	2022	2023	2024
Borrowing	-	\$278k	-	-	-	-
WWU	-	\$16k	-	-	-	-
<b>Total</b>	-	<b>\$294k</b>	-	-	-	-

Expenditure Category	Total
Storm Sewer/Stormwater - Storm Sewer Mains	\$16k
Streets - Total Street Reconstruction	\$278k



## 2020 Funding Request

**\$183k**

## Past Funding

## Total Funding

**\$183k**

Funding Source	Past	2020	2021	2022	2023	2024
Borrowing	-	\$141k	-	-	-	-
SWU	-	\$42k	-	-	-	-
<b>Total</b>	-	<b>\$183k</b>	-	-	-	-

Expenditure Category	Total
Sanitary Sewer/Wastewater - Sanitary Sewer Mains	\$42k
Streets - Total Street Reconstruction	\$141k



2020 Funding Request

**\$640k**

Past Funding

Total Funding

**\$640k**

Funding Source	Past	2020	2021	2022	2023	2024
Borrowing	-	\$472k	-	-	-	-
SWU	-	\$140k	-	-	-	-
Water	-	\$20k	-	-	-	-
WWU	-	\$8k	-	-	-	-
<b>Total</b>	<b>-</b>	<b>\$640k</b>	<b>-</b>	<b>-</b>	<b>-</b>	<b>-</b>

Expenditure Category	Total
Sanitary Sewer/Wastewater - Sanitary Sewer Mains	\$140k
Storm Sewer/Stormwater - Storm Sewer Mains	\$8k
Streets - Total Street Reconstruction	\$472k
Water - Watermains	\$20k



## 2020 Funding Request

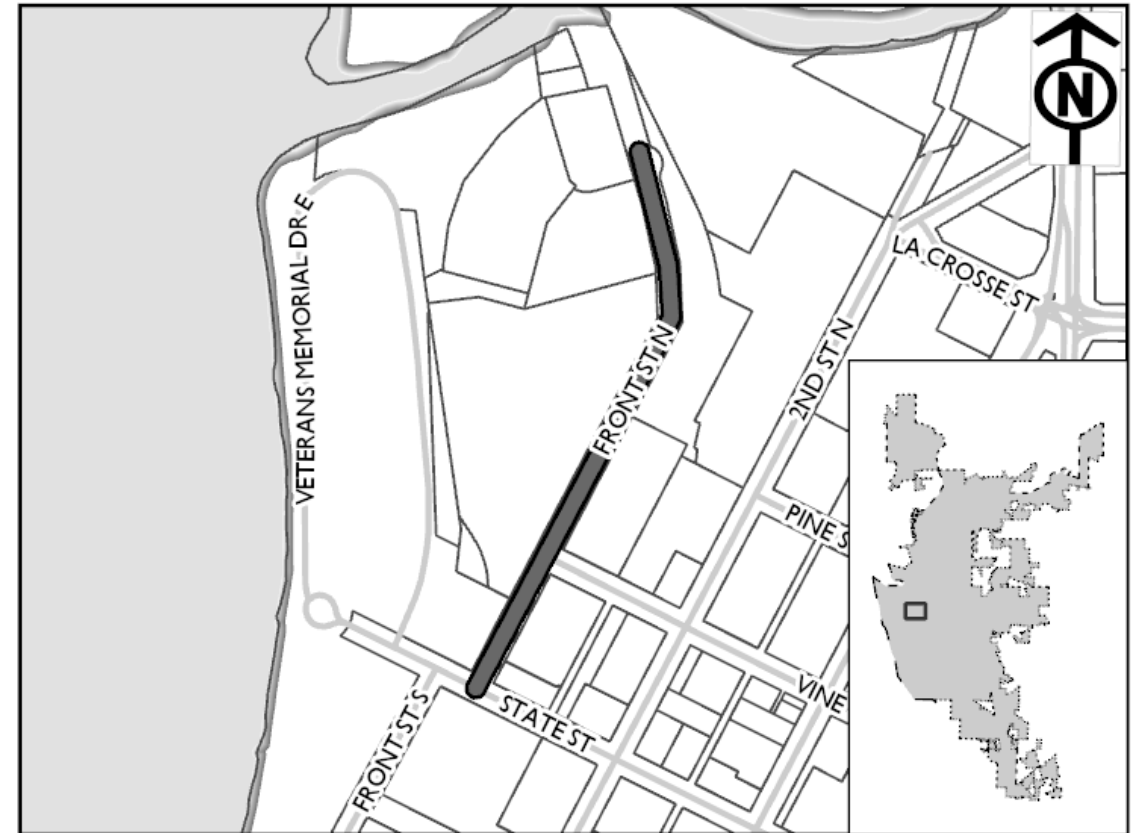
## Past Funding

## Total Funding

**\$5.200M**

Funding Source	Past	2020	2021	2022	2023	2024
Borrowing	-	-	\$5.200M	-	-	-
SWU	-	-	\$0.000M	-	-	-
Water	-	-	\$0.000M	-	-	-
WWU	-	-	\$0.000M	-	-	-
<b>Total</b>	-	-	<b>\$5.200M</b>	-	-	-

Expenditure Category	Total
Sanitary Sewer/Wastewater - Sanitary Sewer Mains	\$0.000M
Storm Sewer/Stormwater - Storm Sewer Mains	\$0.000M
Streets - Total Street Reconstruction	\$5.200M
Water - Watermains	\$0.000M



## 2020 Funding Request

## Past Funding

## Total Funding

**\$366k**

Funding Source	Past	2020	2021	2022	2023	2024
Borrowing	-	-	\$206k	-	-	-
SWU	-	-	\$85k	-	-	-
WWU	-	-	\$75k	-	-	-
<b>Total</b>	-	-	<b>\$366k</b>	-	-	-

Expenditure Category	Total
Sanitary Sewer/Wastewater - Sanitary Sewer Mains	\$85k
Storm Sewer/Stormwater - Storm Sewer Mains	\$75k
Streets - Total Street Reconstruction	\$206k





# 61 Hayes Street - Onalaska Ave. to Dead End East

Combined

## 2020 Funding Request

**\$300k**

## Past Funding

## Total Funding

**\$300k**

Funding Source	Past	2020	2021	2022	2023	2024
Borrowing	-	\$144k	-	-	-	-
SWU	-	\$38k	-	-	-	-
Water	-	\$82k	-	-	-	-
WWU	-	\$36k	-	-	-	-
<b>Total</b>	-	<b>\$300k</b>	-	-	-	-

Expenditure Category	Total
Sanitary Sewer/Wastewater - Sanitary Sewer Mains	\$38k
Storm Sewer/Stormwater - Storm Sewer Mains	\$36k
Streets - Total Street Reconstruction	\$144k
Water - Watermains	\$82k



**2020 to 2024 Capital  
Improvement Budget**

**LA CROSSE  
WISCONSIN**

**2020 Funding Request**

**\$20k**

**Past Funding**

**Total Funding**

**\$20k**

Funding Source	Past	2020	2021	2022	2023	2024
<b>Borrowing</b>	-	\$20k	-	-	-	-
<b>Total</b>	-	\$20k	-	-	-	-

Expenditure Category	Total
Fiber	\$20k

# 113 Green Bay St - from 14th St to East Ave

Combined

## 2020 Funding Request

## Past Funding

## Total Funding

# \$1.320M

Funding Source	Past	2020	2021	2022	2023	2024
<b>Borrowing</b>	-	-	-	-	-	\$1.200M
<b>Water</b>	-	-	-	-	-	\$0.120M
<b>Total</b>	-	-	-	-	-	<b>\$1.320M</b>

Expenditure Category	Total
Streets - Total Street Reconstruction	\$1.200M
Water - Watermains	\$0.120M



**2020 to 2024 Capital  
Improvement Budget**

**LA CROSSE  
WISCONSIN**

# 116 La Crosse St - From West Ave. through Losey Blvd. Intersection

Combined

## 2020 Funding Request

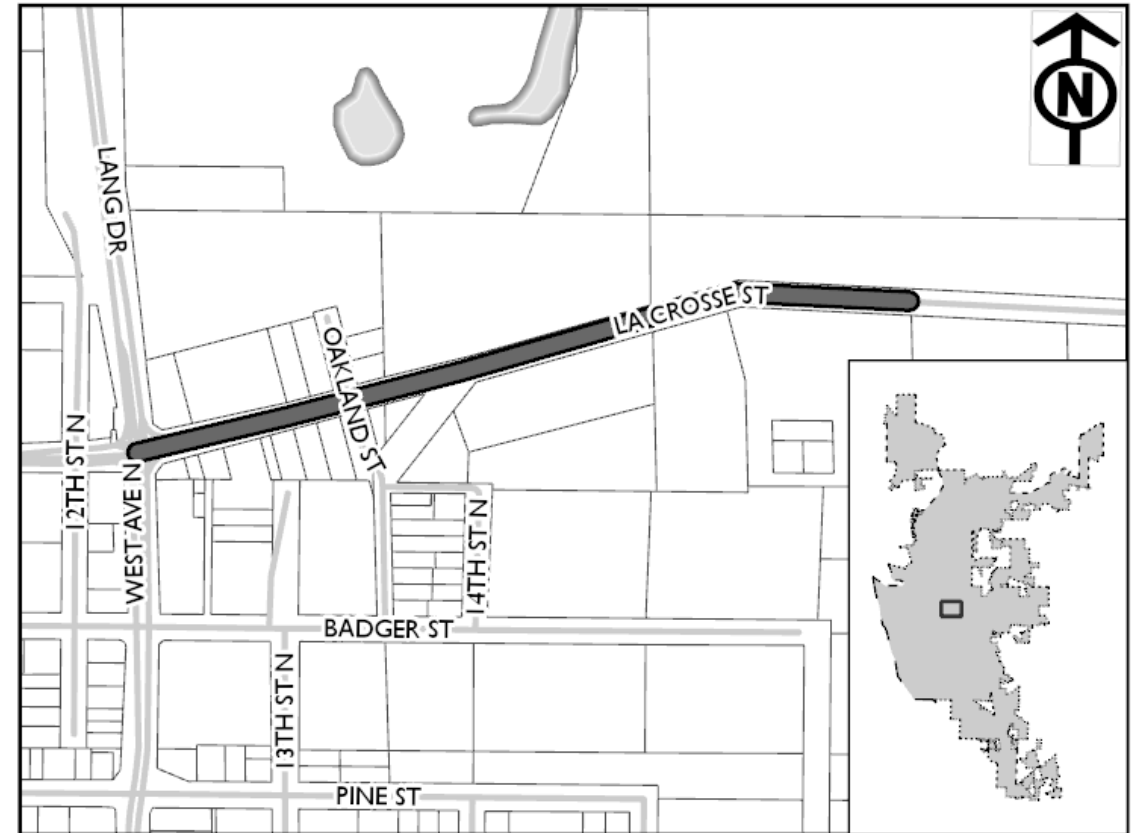
## Past Funding

## Total Funding

**\$2.450M**

Funding Source	Past	2020	2021	2022	2023	2024
Borrowing	-	-	\$0.500M	-	-	-
SWU	-	-	\$0.352M	-	-	-
Water	-	-	\$0.960M	-	-	-
WWU	-	-	\$0.638M	-	-	-
<b>Total</b>	-	-	<b>\$2.450M</b>	-	-	-

Expenditure Category	Total
Sanitary Sewer/Wastewater - Sanitary Sewer Mains	\$0.352M
Storm Sewer/Stormwater - Storm Sewer Mains	\$0.638M
Streets - Total Street Reconstruction	\$0.500M
Water - Watermains	\$0.960M



**2020 to 2024 Capital Improvement Budget**

**LA CROSSE WISCONSIN**

## 2020 Funding Request

**\$183k**

## Past Funding

## Total Funding

**\$183k**

Funding Source	Past	2020	2021	2022	2023	2024
Borrowing	-	\$143k	-	-	-	-
Water	-	\$40k	-	-	-	-
Total	-	\$183k	-	-	-	-

Expenditure Category	Total
Streets - Total Street Reconstruction	\$143k
Water - Watermains	\$40k



## 2020 Funding Request

## Past Funding

## Total Funding

**\$141k**

Funding Source	Past	2020	2021	2022	2023	2024
<b>Borrowing</b>	-	-	\$141k	-	-	-
<b>Total</b>	-	-	\$141k	-	-	-

Expenditure Category	Total
Streets - Total Street Reconstruction	\$141k



## 2020 Funding Request

## Past Funding

## Total Funding

**\$481k**

Funding Source	Past	2020	2021	2022	2023	2024
Borrowing	-	-	\$291k	-	-	-
WWU	-	-	\$190k	-	-	-
<b>Total</b>	-	-	<b>\$481k</b>	-	-	-

Expenditure Category	Total
Storm Sewer/Stormwater - Storm Sewer Mains	\$190k
Streets - Total Street Reconstruction	\$291k



**2020 Funding Request**

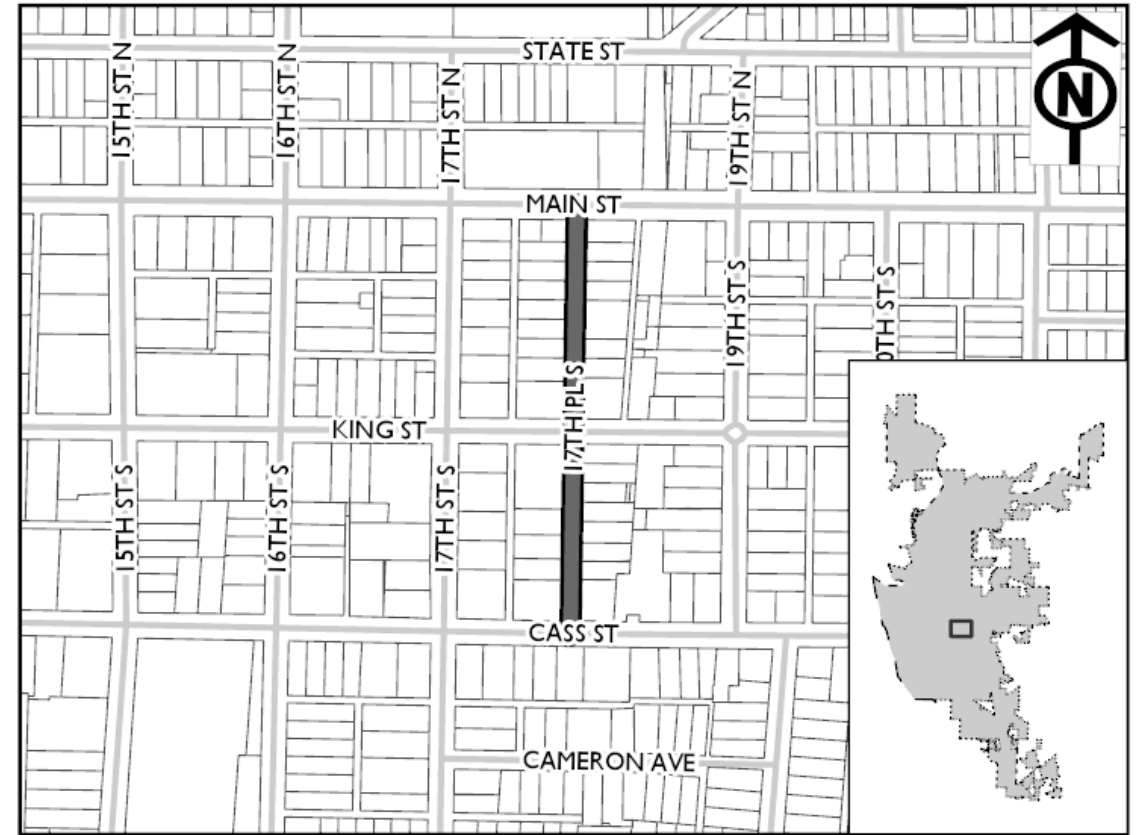
**Past Funding**

**Total Funding**

**\$525k**

Funding Source	Past	2020	2021	2022	2023	2024
<b>Borrowing</b>	-	-	\$399k	-	-	-
<b>Water</b>	-	-	\$126k	-	-	-
<b>Total</b>	-	-	\$525k	-	-	-

Expenditure Category	Total
Streets - Total Street Reconstruction	\$399k
Water - Watermains	\$126k





## 2020 Funding Request

**\$0.100M**

## Past Funding

## Total Funding

**\$2.600M**

Funding Source	Past	2020	2021	2022	2023	2024
Borrowing	-	\$0.100M	\$2.500M	-	-	-
<b>Total</b>	-	<b>\$0.100M</b>	<b>\$2.500M</b>	-	-	-

Expenditure Category	Total
Parks - Boat Docks	\$2.600M



**2020 to 2024 Capital Improvement Budget**

**LA CROSSE WISCONSIN**

**2020 Funding Request**

**Past Funding**

**Total Funding**

**\$433k**

Funding Source	Past	2020	2021	2022	2023	2024
<b>Borrowing</b>	-	-	\$303k	-	-	-
<b>SWU</b>	-	-	\$130k	-	-	-
<b>Total</b>	-	-	\$433k	-	-	-

Expenditure Category	Total
Sanitary Sewer/Wastewater - Sanitary Sewer Mains	\$130k
Streets - Total Street Reconstruction	\$303k



## 2020 Funding Request

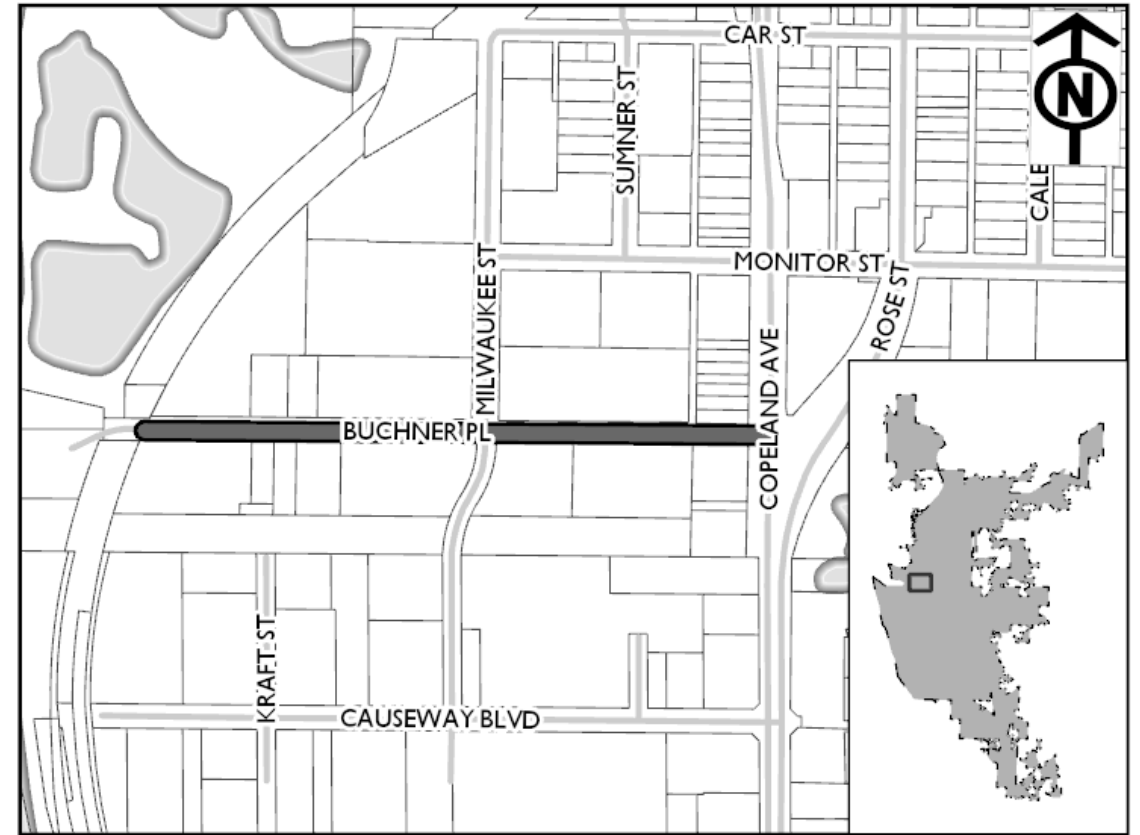
## Past Funding

## Total Funding

**\$1.135M**

Funding Source	Past	2020	2021	2022	2023	2024
Borrowing	-	-	-	\$0.875M	-	-
WWU	-	-	-	\$0.260M	-	-
<b>Total</b>	-	-	-	<b>\$1.135M</b>	-	-

Expenditure Category	Total
Storm Sewer/Stormwater - Storm Sewer Mains	\$0.260M
Streets - Total Street Reconstruction	\$0.875M



# 173 Causeway Boulevard - Dead End West to Copeland Ave.

Combined

## 2020 Funding Request

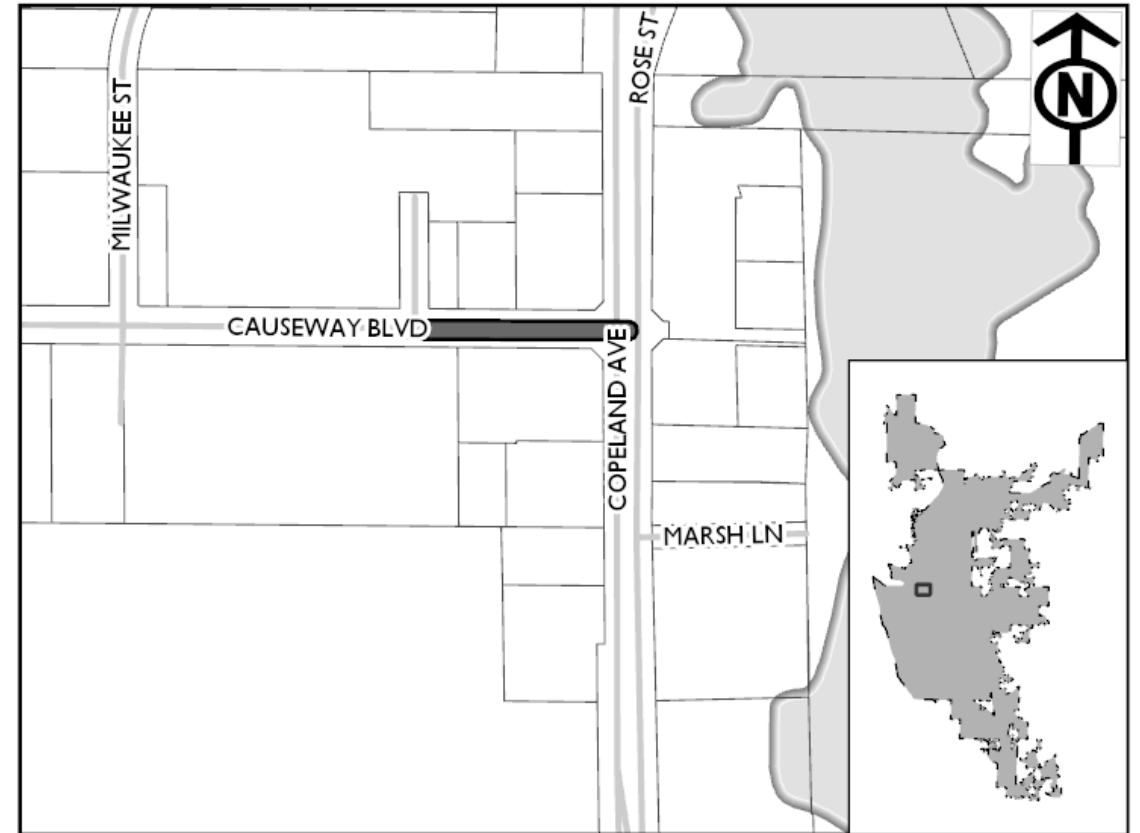
## Past Funding

## Total Funding

**\$1.813M**

Funding Source	Past	2020	2021	2022	2023	2024
Borrowing	-	-	\$0.713M	-	-	-
TIF 12 Incr	-	-	\$1.100M	-	-	-
<b>Total</b>	-	-	<b>\$1.813M</b>	-	-	-

Expenditure Category	Total
Sanitary Sewer/Wastewater - Sanitary Sewer Mains	\$0.460M
Storm Sewer/Stormwater - Storm Sewer Mains	\$0.400M
Streets - Total Street Reconstruction	\$0.713M
Water - Watermains	\$0.240M



**2020 to 2024 Capital  
Improvement Budget**

**LA CROSSE  
WISCONSIN**

# 174 Charles Street - Island St. to Hagar St.

Combined

## 2020 Funding Request

## Past Funding

## Total Funding

**\$433k**

Funding Source	Past	2020	2021	2022	2023	2024
Borrowing	-	-	-	\$293k	-	-
WWU	-	-	-	\$140k	-	-
<b>Total</b>	-	-	-	<b>\$433k</b>	-	-

Expenditure Category	Total
Storm Sewer/Stormwater - Storm Sewer Mains	\$140k
Streets - Total Street Reconstruction	\$293k



**2020 to 2024 Capital Improvement Budget**

**LA CROSSE WISCONSIN**

# 175 Cunningham Street - George St. to Wood St. & Onalaska Ave. to Prospect St. Combined

## 2020 Funding Request

**\$182k**

## Past Funding

## Total Funding

**\$182k**

Funding Source	Past	2020	2021	2022	2023	2024
Borrowing	-	\$167k	-	-	-	-
Water	-	\$15k	-	-	-	-
<b>Total</b>	-	<b>\$182k</b>	-	-	-	-

Expenditure Category	Total
Streets - Total Street Reconstruction	\$167k
Water - Watermains	\$15k



**2020 to 2024 Capital  
Improvement Budget**

**LA CROSSE  
WISCONSIN**

## 2020 Funding Request

**\$317k**

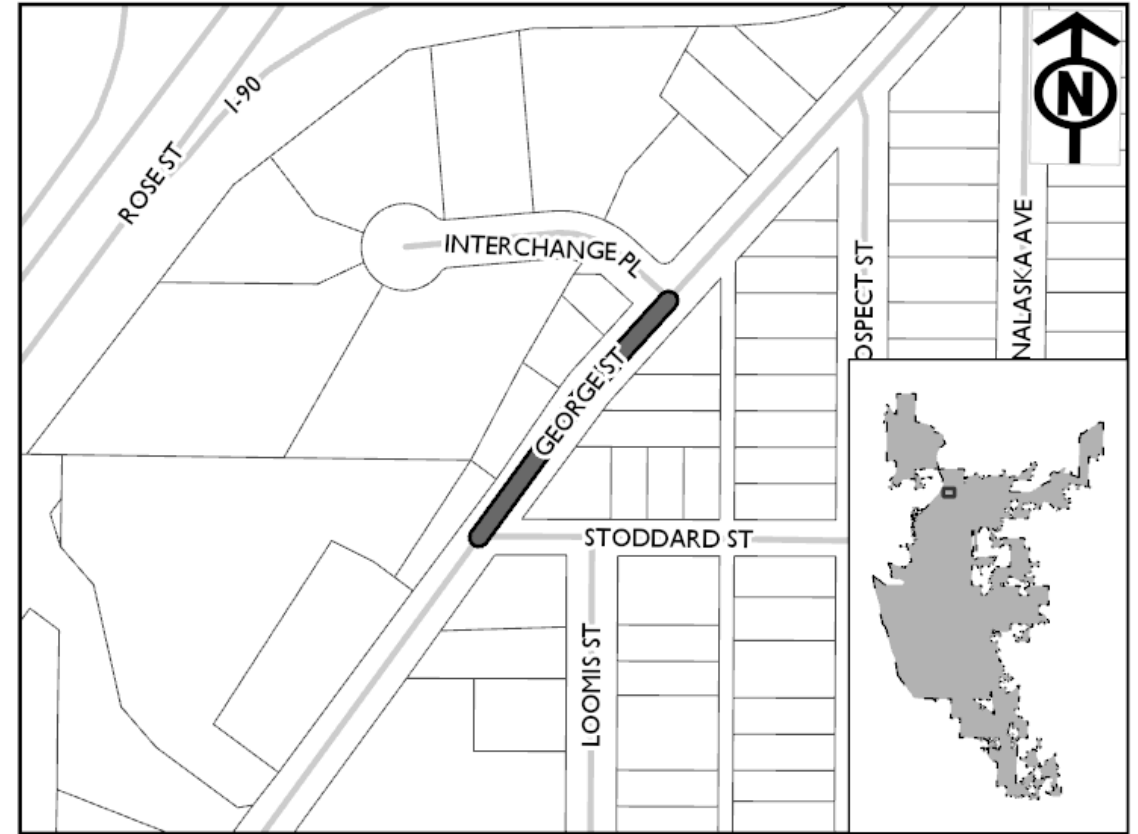
## Past Funding

## Total Funding

**\$317k**

Funding Source	Past	2020	2021	2022	2023	2024
Borrowing	-	\$38k	-	-	-	-
WWU	-	\$279k	-	-	-	-
<b>Total</b>	-	<b>\$317k</b>	-	-	-	-

Expenditure Category	Total
Storm Sewer/Stormwater - Storm Sewer Mains	\$130k
Streets - Total Street Reconstruction	\$187k



## 2020 Funding Request

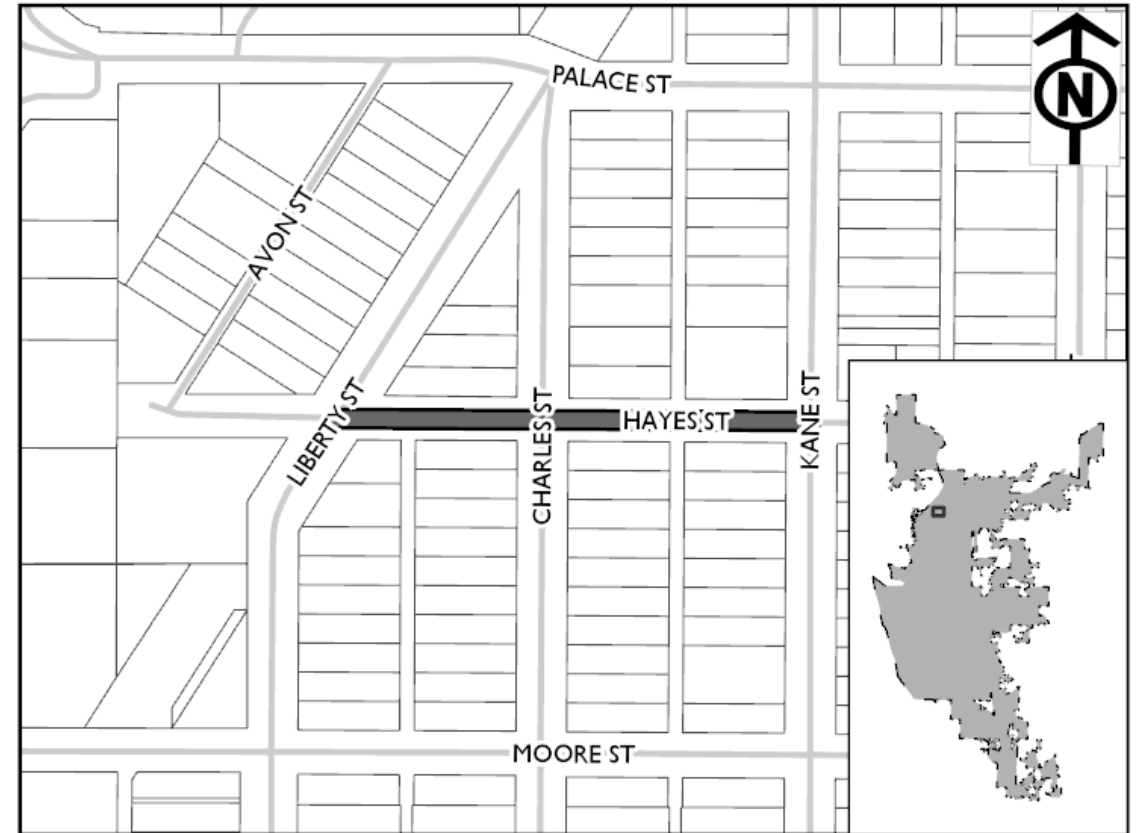
## Past Funding

## Total Funding

**\$351k**

Funding Source	Past	2020	2021	2022	2023	2024
Borrowing	-	-	\$236k	-	-	-
WWU	-	-	\$115k	-	-	-
<b>Total</b>	-	-	<b>\$351k</b>	-	-	-

Expenditure Category	Total
Storm Sewer/Stormwater - Storm Sewer Mains	\$115k
Streets - Total Street Reconstruction	\$236k





## 2020 Funding Request

## Past Funding

## Total Funding

**\$270k**

Funding Source	Past	2020	2021	2022	2023	2024
Borrowing	-	-	-	\$175k	-	-
WWU	-	-	-	\$95k	-	-
<b>Total</b>	-	-	-	<b>\$270k</b>	-	-

Expenditure Category	Total
Storm Sewer/Stormwater - Storm Sewer Mains	\$95k
Streets - Total Street Reconstruction	\$175k



# 181 Milwaukee Street - Buchner Pl. to Causeway Blvd.

Combined

## 2020 Funding Request

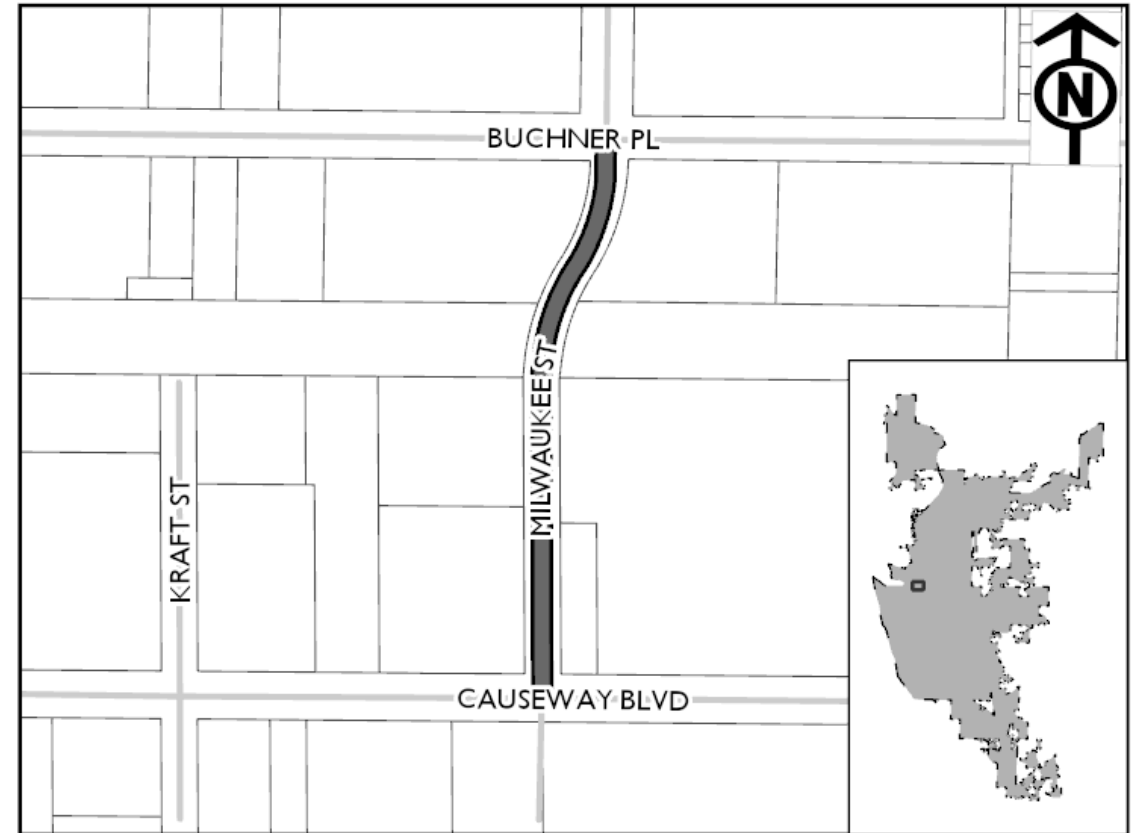
## Past Funding

## Total Funding

**\$560k**

Funding Source	Past	2020	2021	2022	2023	2024
Borrowing	-	-	-	\$410k	-	-
Water	-	-	-	\$150k	-	-
Total	-	-	-	\$560k	-	-

Expenditure Category	Total
Storm Sewer/Stormwater - Storm Sewer Mains	\$150k
Streets - Total Street Reconstruction	\$410k



**2020 to 2024 Capital Improvement Budget**

**LA CROSSE  
WISCONSIN**

## 2020 Funding Request

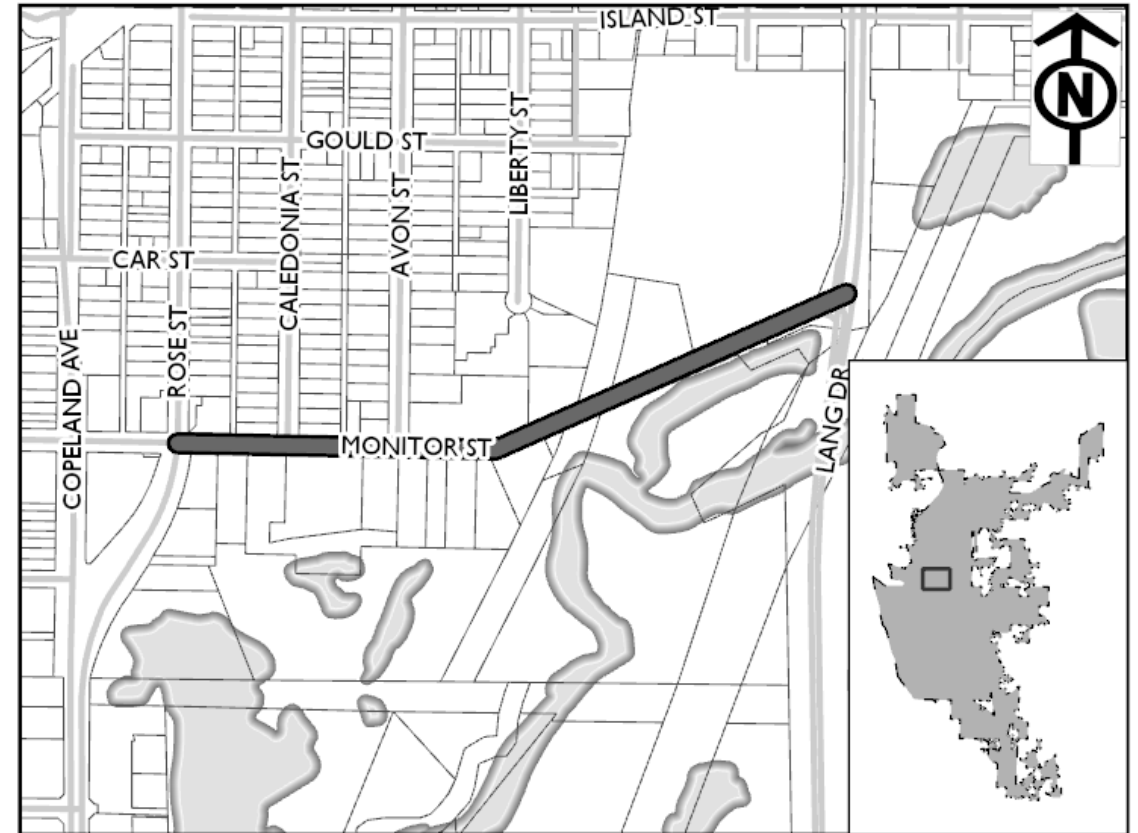
## Past Funding

## Total Funding

**\$1.830M**

Funding Source	Past	2020	2021	2022	2023	2024
Borrowing	-	-	\$1.230M	-	-	-
Water	-	-	\$0.240M	-	-	-
WWU	-	-	\$0.360M	-	-	-
<b>Total</b>	-	-	<b>\$1.830M</b>	-	-	-

Expenditure Category	Total
Storm Sewer/Stormwater - Storm Sewer Mains	\$0.360M
Streets - Total Street Reconstruction	\$1.230M
Water - Watermains	\$0.240M



## 2020 Funding Request

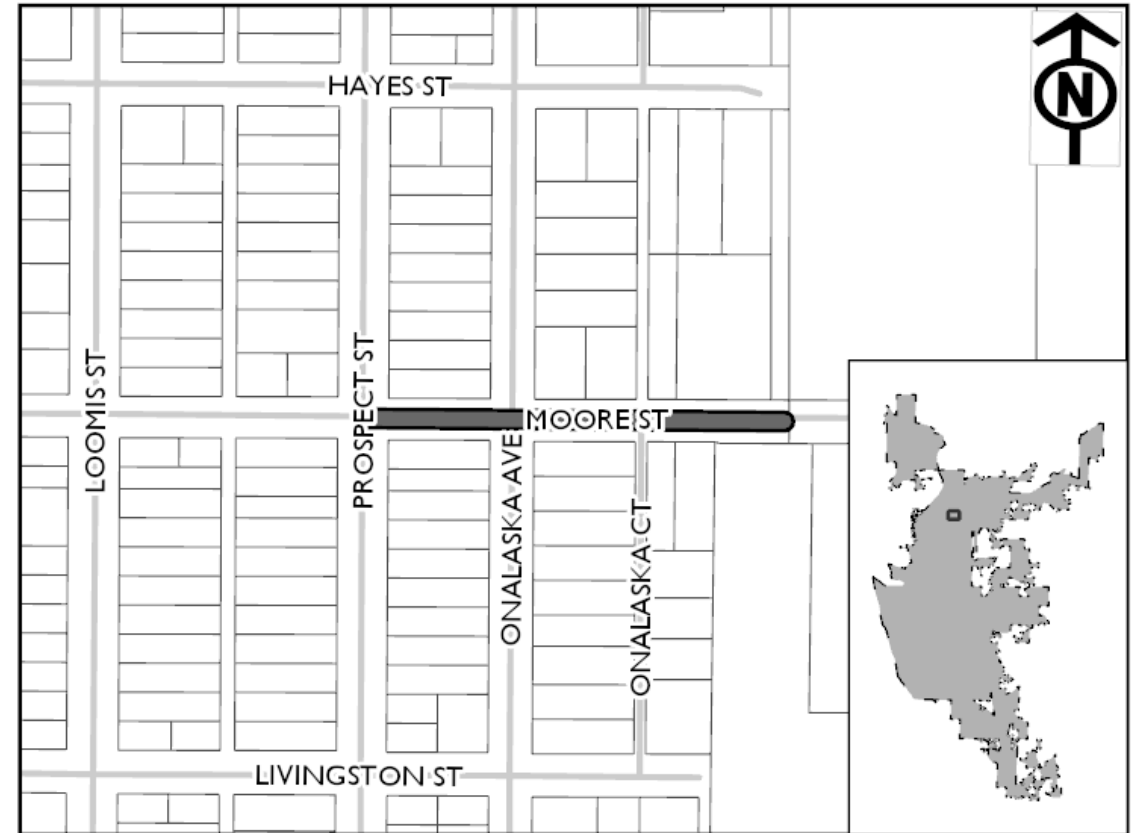
## Past Funding

## Total Funding

**\$304k**

Funding Source	Past	2020	2021	2022	2023	2024
Borrowing	-	-	\$209k	-	-	-
WWU	-	-	\$95k	-	-	-
<b>Total</b>	-	-	<b>\$304k</b>	-	-	-

Expenditure Category	Total
Storm Sewer/Stormwater - Storm Sewer Mains	\$95k
Streets - Total Street Reconstruction	\$209k



## 2020 Funding Request

**\$50k**

## Past Funding

**\$50k**

## Total Funding

**\$350k**

Funding Source	Past	2020	2021	2022	2023	2024
SWU	\$50k	-	-	-	-	-
WWU	-	\$50k	\$50k	\$50k	\$50k	\$100k
<b>Total</b>	<b>\$50k</b>	<b>\$50k</b>	<b>\$50k</b>	<b>\$50k</b>	<b>\$50k</b>	<b>\$100k</b>

Expenditure Category	Total
Storm Sewer/Stormwater - Other	\$350k

# 185 State Road From Adams to Losey Blvd-Watermain Replacement

Combined

## 2020 Funding Request

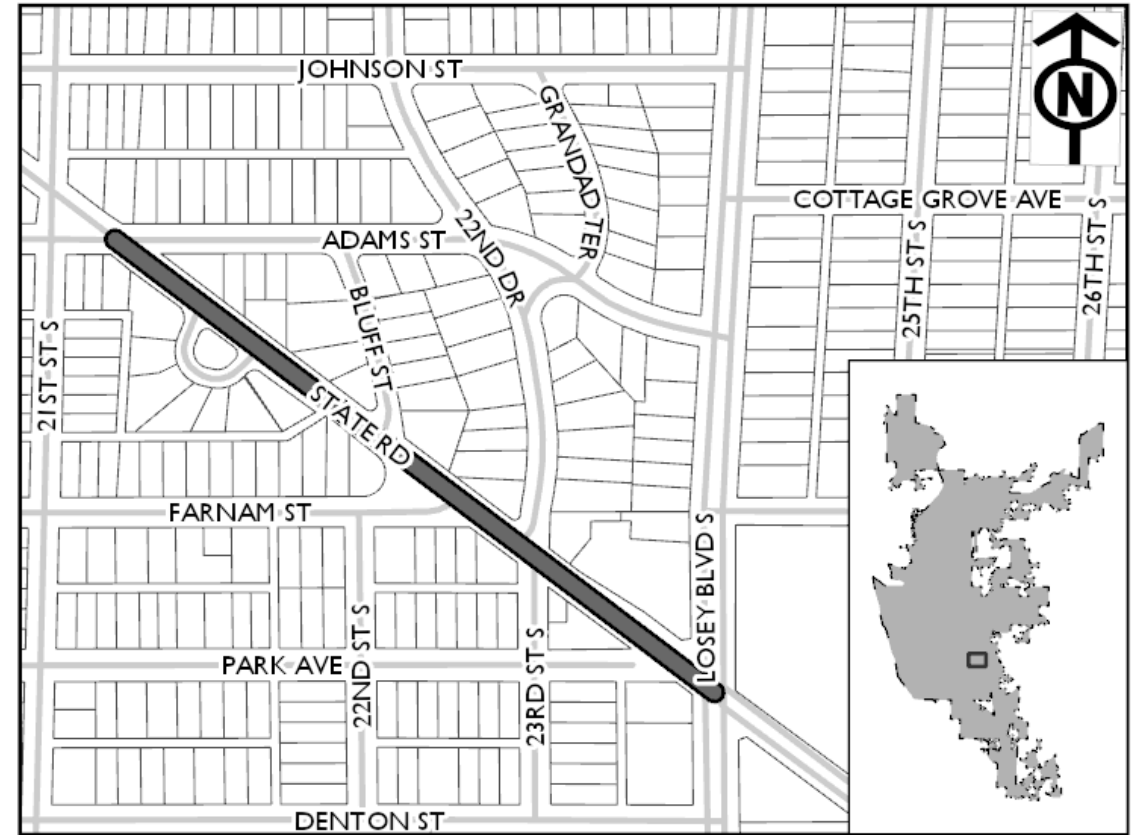
## Past Funding

## Total Funding

**\$525k**

Funding Source	Past	2020	2021	2022	2023	2024
Borrowing	-	-	\$150k	-	-	-
Water	-	-	\$375k	-	-	-
Total	-	-	\$525k	-	-	-

Expenditure Category	Total
Streets - Total Street Reconstruction	\$300k
Water - Watermains	\$225k



**2020 to 2024 Capital  
Improvement Budget**

**LA CROSSE  
WISCONSIN**

**2020 Funding Request**

**Past Funding**

**Total Funding**

**\$700k**

Funding Source	Past	2020	2021	2022	2023	2024
Borrowing	-	-	\$470k	-	-	-
WWU	-	-	\$230k	-	-	-
<b>Total</b>	-	-	<b>\$700k</b>	-	-	-

Expenditure Category	Total
Storm Sewer/Stormwater - Storm Sewer Mains	\$230k
Streets - Total Street Reconstruction	\$470k



## 2020 Funding Request

**\$581k**

## Past Funding

## Total Funding

**\$581k**

Funding Source	Past	2020	2021	2022	2023	2024
Borrowing	-	\$336k	-	-	-	-
SWU	-	\$100k	-	-	-	-
WWU	-	\$145k	-	-	-	-
<b>Total</b>	-	<b>\$581k</b>	-	-	-	-

Expenditure Category	Total
Sanitary Sewer/Wastewater - Sanitary Sewer Mains	\$100k
Storm Sewer/Stormwater - Storm Sewer Mains	\$145k
Streets - Total Street Reconstruction	\$336k





## 2020 Funding Request

**\$2.844M**

## Past Funding

## Total Funding

**\$3.644M**

Funding Source	Past	2020	2021	2022	2023	2024
Borrowing	-	\$2.844M	-	-	-	-
Water	-	-	-	\$0.800M	-	-
<b>Total</b>	<b>-</b>	<b>\$2.844M</b>	<b>-</b>	<b>\$0.800M</b>	<b>-</b>	<b>-</b>

Expenditure Category	Total
Streets - Total Street Reconstruction	\$2.844M
Water - Watermains	\$0.800M



**2020 Funding Request**

**Past Funding**

**Total Funding**

**\$300k**

Funding Source	Past	2020	2021	2022	2023	2024
<b>Borrowing</b>	-	-	\$220k	-	-	-
<b>WWU</b>	-	-	\$80k	-	-	-
<b>Total</b>	-	-	<b>\$300k</b>	-	-	-

Expenditure Category	Total
Storm Sewer/Stormwater - Storm Sewer Mains	\$80k
Streets - Total Street Reconstruction	\$220k



## 2020 Funding Request

## Past Funding

## Total Funding

**\$586k**

Funding Source	Past	2020	2021	2022	2023	2024
Borrowing	-	-	\$466k	-	-	-
Water	-	-	\$120k	-	-	-
<b>Total</b>	-	-	<b>\$586k</b>	-	-	-

Expenditure Category	Total
Streets - Total Street Reconstruction	\$466k
Water - Watermains	\$120k



## 2020 Funding Request

## Past Funding

## Total Funding

**\$548k**

Funding Source	Past	2020	2021	2022	2023	2024
Borrowing	-	-	-	\$358k	-	-
WWU	-	-	-	\$190k	-	-
<b>Total</b>	-	-	-	<b>\$548k</b>	-	-

Expenditure Category	Total
Storm Sewer/Stormwater - Storm Sewer Mains	\$190k
Streets - Total Street Reconstruction	\$358k



**2020 Funding Request**

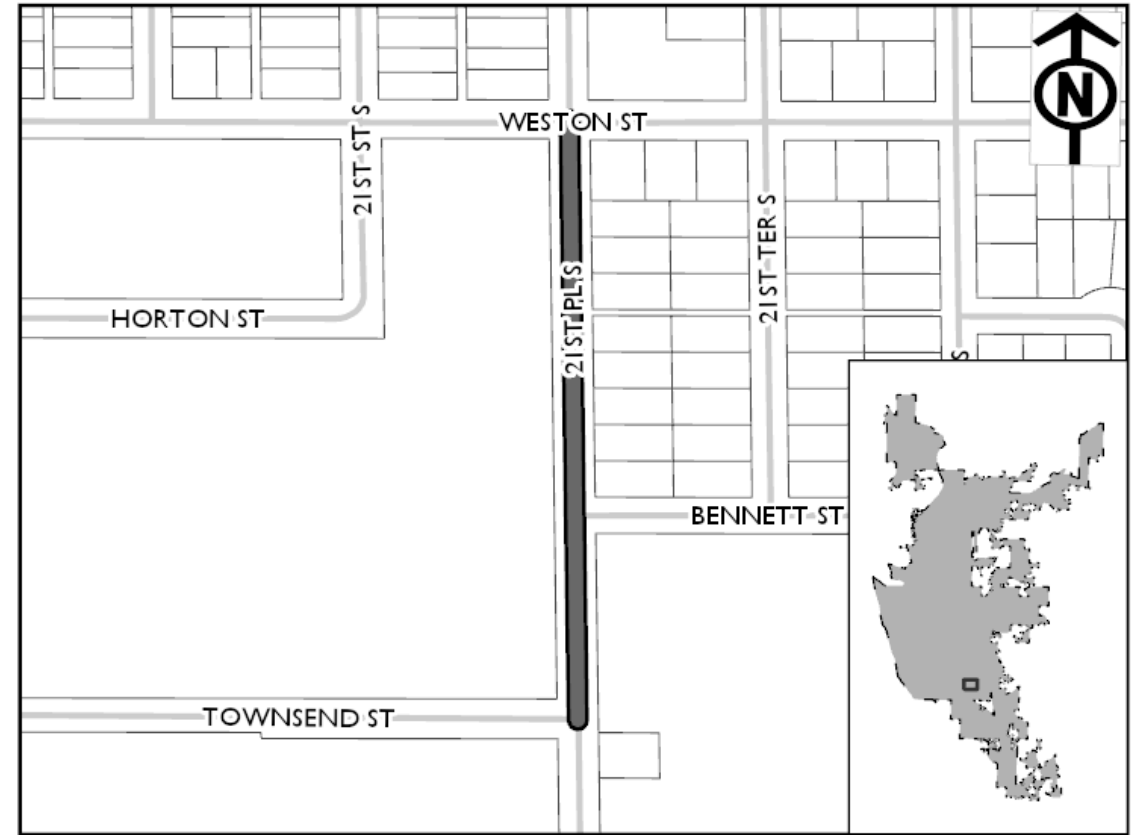
**Past Funding**

**Total Funding**

**\$232k**

Funding Source	Past	2020	2021	2022	2023	2024
<b>Borrowing</b>	-	-	-	\$122k	-	-
<b>WWU</b>	-	-	-	\$110k	-	-
<b>Total</b>	-	-	-	\$232k	-	-

Expenditure Category	Total
Storm Sewer/Stormwater - Storm Sewer Mains	\$110k
Streets - Total Street Reconstruction	\$122k



**2020 Funding Request**

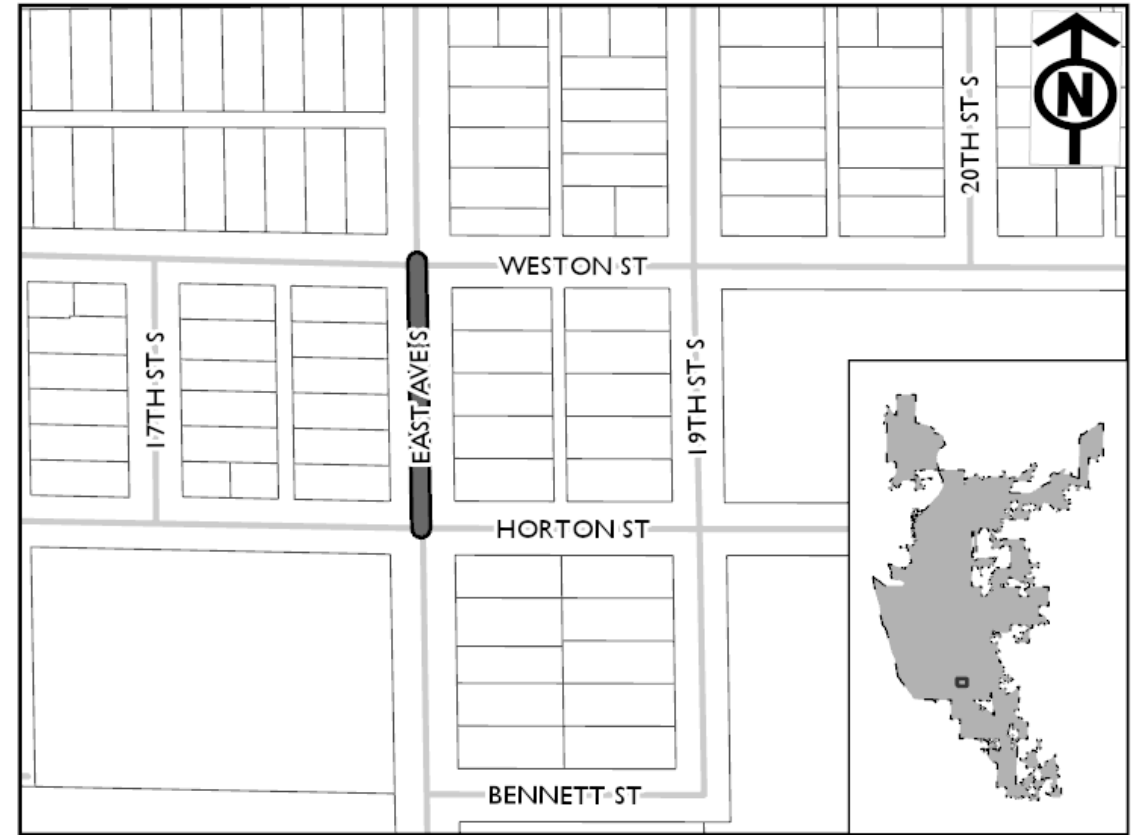
**Past Funding**

**Total Funding**

**\$185k**

Funding Source	Past	2020	2021	2022	2023	2024
<b>Borrowing</b>	-	-	-	\$120k	-	-
<b>WWU</b>	-	-	-	\$65k	-	-
<b>Total</b>	-	-	-	\$185k	-	-

Expenditure Category	Total
Storm Sewer/Stormwater - Storm Sewer Mains	\$65k
Streets - Total Street Reconstruction	\$120k



## 2020 Funding Request

## Past Funding

## Total Funding

**\$357k**

Funding Source	Past	2020	2021	2022	2023	2024
Borrowing	-	-	-	\$247k	-	-
WWU	-	-	-	\$110k	-	-
<b>Total</b>	-	-	-	<b>\$357k</b>	-	-

Expenditure Category	Total
Storm Sewer/Stormwater - Storm Sewer Mains	\$110k
Streets - Total Street Reconstruction	\$247k



**2020 Funding Request**

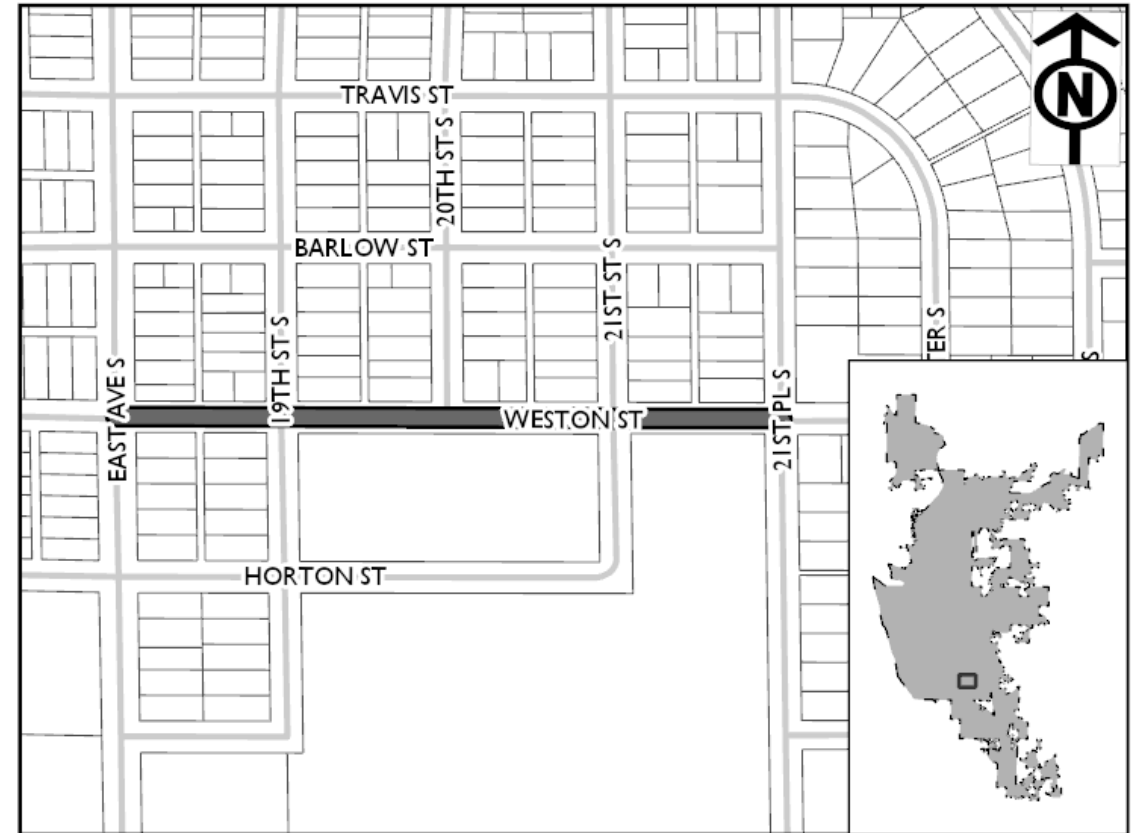
**Past Funding**

**Total Funding**

**\$953k**

Funding Source	Past	2020	2021	2022	2023	2024
Borrowing	-	-	-	\$718k	-	-
WWU	-	-	-	\$235k	-	-
<b>Total</b>	-	-	-	<b>\$953k</b>	-	-

Expenditure Category	Total
Storm Sewer/Stormwater - Storm Sewer Mains	\$235k
Streets - Total Street Reconstruction	\$718k





**2020 Funding Request**

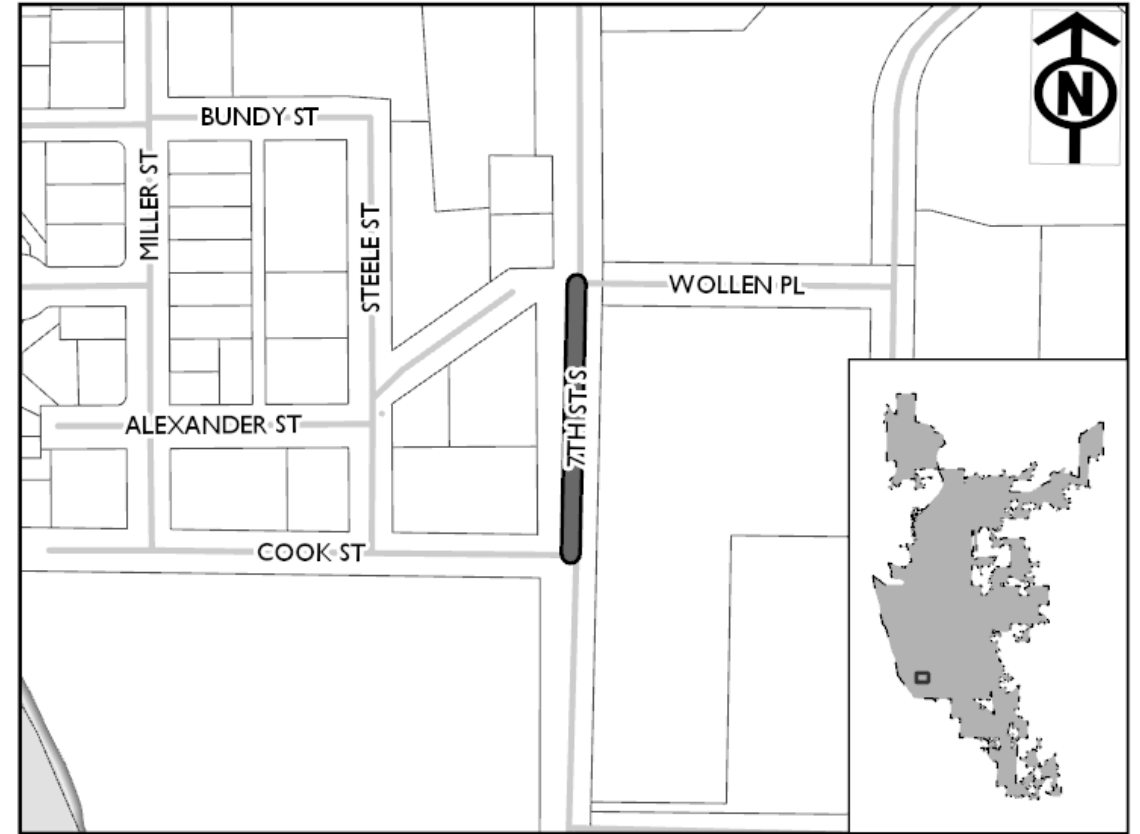
**Past Funding**

**Total Funding**

**\$297k**

Funding Source	Past	2020	2021	2022	2023	2024
<b>Borrowing</b>	-	-	-	-	-	\$147k
<b>WWU</b>	-	-	-	-	-	\$150k
<b>Total</b>	-	-	-	-	-	<b>\$297k</b>

Expenditure Category	Total
Storm Sewer/Stormwater - Storm Sewer Mains	\$150k
Streets - Total Street Reconstruction	\$147k



## 2020 Funding Request

## Past Funding

## Total Funding

**\$229k**

Funding Source	Past	2020	2021	2022	2023	2024
<b>Borrowing</b>	-	-	-	-	\$109k	-
<b>WWU</b>	-	-	-	-	\$120k	-
<b>Total</b>	-	-	-	-	<b>\$229k</b>	-

Expenditure Category	Total
Storm Sewer/Stormwater - Storm Sewer Mains	\$120k
Streets - Total Street Reconstruction	\$109k



## 2020 Funding Request

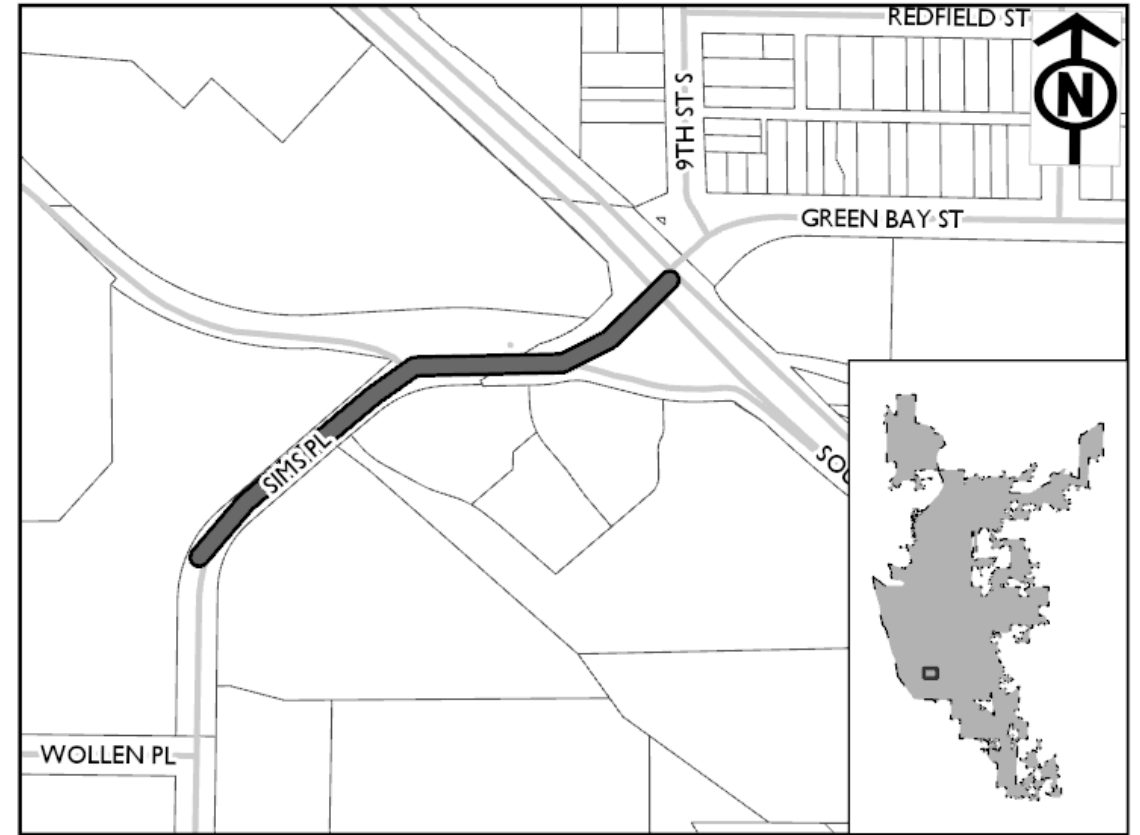
## Past Funding

## Total Funding

**\$955k**

Funding Source	Past	2020	2021	2022	2023	2024
Borrowing	-	-	-	-	-	\$380k
WWU	-	-	-	-	-	\$575k
<b>Total</b>	-	-	-	-	-	<b>\$955k</b>

Expenditure Category	Total
Storm Sewer/Stormwater - Storm Sewer Mains	\$575k
Streets - Total Street Reconstruction	\$380k



## 2020 Funding Request

**\$100k**

## Past Funding

## Total Funding

**\$780k**

Funding Source	Past	2020	2021	2022	2023	2024
Borrowing	-	\$100k	\$40k	\$100k	-	-
Water	-	-	-	\$260k	-	-
WWU	-	-	-	\$280k	-	-
<b>Total</b>	-	<b>\$100k</b>	<b>\$40k</b>	<b>\$640k</b>	-	-

Expenditure Category	Total
Storm Sewer/Stormwater - Storm Sewer Mains	\$280k
Streets - Total Street Reconstruction	\$240k
Water - Watermains	\$260k



## 2020 Funding Request

## Past Funding

## Total Funding

**\$1.725M**

Funding Source	Past	2020	2021	2022	2023	2024
Borrowing	-	-	-	-	\$1.400M	-
Water	-	-	-	-	\$0.130M	-
WWU	-	-	-	-	\$0.195M	-
<b>Total</b>	-	-	-	-	<b>\$1.725M</b>	-

Expenditure Category	Total
Storm Sewer/Stormwater - Storm Sewer Mains	\$0.195M
Streets - Total Street Reconstruction	\$1.400M
Water - Watermains	\$0.130M



**2020 Funding Request**

**\$144k**

**Past Funding**

**Total Funding**

**\$144k**

Funding Source	Past	2020	2021	2022	2023	2024
<b>Borrowing</b>	-	\$44k	-	-	-	-
<b>SWU</b>	-	\$50k	-	-	-	-
<b>WWU</b>	-	\$50k	-	-	-	-
<b>Total</b>	-	\$144k	-	-	-	-

Expenditure Category	Total
Sanitary Sewer/Wastewater - Sanitary Sewer Mains	\$50k
Streets - Total Street Reconstruction	\$94k

# 413 Taylor Street - Hamilton St. to Onalaska Ave.

Combined

## 2020 Funding Request

**\$333k**

## Past Funding

## Total Funding

**\$333k**

Funding Source	Past	2020	2021	2022	2023	2024
<b>Borrowing</b>	-	\$281k	-	-	-	-
<b>WWU</b>	-	\$52k	-	-	-	-
<b>Total</b>	-	<b>\$333k</b>	-	-	-	-

Expenditure Category	Total
Storm Sewer/Stormwater - Storm Sewer Mains	\$52k
Streets - Total Street Reconstruction	\$281k

**2020 Funding Request**

**Past Funding**

**Total Funding**

**\$364k**

Funding Source	Past	2020	2021	2022	2023	2024
<b>Borrowing</b>	-	-	-	\$274k	-	-
<b>Water</b>	-	-	-	\$90k	-	-
<b>Total</b>	-	-	-	<b>\$364k</b>	-	-

Expenditure Category	Total
Streets - Total Street Reconstruction	\$274k
Water - Watermains	\$90k



**2020 Funding Request**

**Past Funding**

**Total Funding**

**\$649k**

Funding Source	Past	2020	2021	2022	2023	2024
<b>Borrowing</b>	-	-	-	-	-	\$399k
<b>WWU</b>	-	-	-	-	-	\$250k
<b>Total</b>	-	-	-	-	-	<b>\$649k</b>

Expenditure Category	Total
Storm Sewer/Stormwater - Storm Sewer Mains	\$250k
Streets - Total Street Reconstruction	\$399k

## 2020 Funding Request

## Past Funding

## Total Funding

**\$1.034M**

Funding Source	Past	2020	2021	2022	2023	2024
<b>Borrowing</b>	-	-	-	-	-	\$0.634M
<b>WWU</b>	-	-	-	-	-	\$0.400M
<b>Total</b>	-	-	-	-	-	<b>\$1.034M</b>

Expenditure Category	Total
Storm Sewer/Stormwater - Storm Sewer Mains	\$0.400M
Streets - Total Street Reconstruction	\$0.634M

**2020 Funding Request**

**\$200k**

**Past Funding**

**Total Funding**

**\$200k**

Funding Source	Past	2020	2021	2022	2023	2024
TIF 11 Incr	-	\$200k	-	-	-	-
<b>Total</b>	-	<b>\$200k</b>	-	-	-	-

Expenditure Category	Total
Parks - Boat Docks	\$200k

**2020 Funding Request**

**Past Funding**

**Total Funding**

**\$625k**

Funding Source	Past	2020	2021	2022	2023	2024
<b>Borrowing</b>	-	-	-	\$250k	-	-
<b>WWU</b>	-	-	-	\$375k	-	-
<b>Total</b>	-	-	-	<b>\$625k</b>	-	-

Expenditure Category	Total
Storm Sewer/Stormwater - Storm Sewer Mains	\$375k
Streets - Total Street Reconstruction	\$250k

## 2020 Funding Request

## Past Funding

## Total Funding

**\$125k**

Funding Source	Past	2020	2021	2022	2023	2024
<b>Borrowing</b>	-	-	-	-	-	\$50k
<b>WWU</b>	-	-	-	-	-	\$75k
<b>Total</b>	-	-	-	-	-	<b>\$125k</b>

Expenditure Category	Total
Storm Sewer/Stormwater - Storm Sewer Mains	\$75k
Streets - Street Improvements	\$50k

## 2020 Funding Request

**\$115k**

## Past Funding

## Total Funding

**\$115k**

Funding Source	Past	2020	2021	2022	2023	2024
SWU	-	\$50k	-	-	-	-
WWU	-	\$65k	-	-	-	-
<b>Total</b>	-	<b>\$115k</b>	-	-	-	-

Expenditure Category	Total
Sanitary Sewer/Wastewater - Sanitary Sewer Mains	\$50k
Storm Sewer/Stormwater - Storm Sewer Mains	\$65k

## 2020 Funding Request

**\$90k**

## Past Funding

## Total Funding

**\$90k**

Funding Source	Past	2020	2021	2022	2023	2024
SWU	-	\$48k	-	-	-	-
WWU	-	\$42k	-	-	-	-
<b>Total</b>	-	<b>\$90k</b>	-	-	-	-

Expenditure Category	Total
Sanitary Sewer/Wastewater - Sanitary Sewer Mains	\$48k
Storm Sewer/Stormwater - Storm Sewer Mains	\$42k

**2020 Funding Request**

**\$100k**

**Past Funding**

**Total Funding**

**\$100k**

Funding Source	Past	2020	2021	2022	2023	2024
<b>Water</b>	-	\$100k	-	-	-	-
<b>Total</b>	-	\$100k	-	-	-	-

Expenditure Category	Total
Fiber	\$100k



**2020 Funding Request**

**\$69k**

**Past Funding**

**Total Funding**

**\$69k**

Funding Source	Past	2020	2021	2022	2023	2024
<b>Borrowing</b>	-	\$18k	-	-	-	-
<b>Spec Assmts</b>	-	\$31k	-	-	-	-
<b>WWU</b>	-	\$20k	-	-	-	-
<b>Total</b>	-	<b>\$69k</b>	-	-	-	-

Expenditure Category	Total
Alleys	\$49k
Storm Sewer/Stormwater - Storm Sewer Mains	\$20k

**2020 Funding Request**

**\$175k**

**Past Funding**

**Total Funding**

**\$175k**

Funding Source	Past	2020	2021	2022	2023	2024
<b>Borrowing</b>	-	\$175k	-	-	-	-
<b>Total</b>	-	\$175k	-	-	-	-

Expenditure Category	Total
Streets - Traffic Signals	\$175k

## 2020 Funding Request

**\$106k**

## Past Funding

## Total Funding

**\$106k**

Funding Source	Past	2020	2021	2022	2023	2024
<b>Borrowing</b>	-	\$106k	-	-	-	-
<b>Total</b>	-	\$106k	-	-	-	-

Expenditure Category	Total
Streets - Street Improvements	\$106k

## 2020 Funding Request

**\$340k**

## Past Funding

## Total Funding

**\$340k**

Funding Source	Past	2020	2021	2022	2023	2024
<b>Borrowing</b>	-	\$250k	-	-	-	-
<b>SWU</b>	-	\$50k	-	-	-	-
<b>WWU</b>	-	\$40k	-	-	-	-
<b>Total</b>	-	<b>\$340k</b>	-	-	-	-

Expenditure Category	Total
Sanitary Sewer/Wastewater - Sanitary Sewer Mains	\$50k
Storm Sewer/Stormwater - Storm Sewer Mains	\$40k
Streets - Street Improvements	\$250k

**2020 Funding Request**

**\$816k**

**Past Funding**

**Total Funding**

**\$816k**

Funding Source	Past	2020	2021	2022	2023	2024
<b>Borrowing</b>	-	\$668k	-	-	-	-
<b>SWU</b>	-	\$130k	-	-	-	-
<b>WWU</b>	-	\$18k	-	-	-	-
<b>Total</b>	-	<b>\$816k</b>	-	-	-	-

Expenditure Category	Total
Sanitary Sewer/Wastewater - Sanitary Sewer Mains	\$130k
Storm Sewer/Stormwater - Storm Sewer Mains	\$36k
Streets - Total Street Reconstruction	\$650k

## 2020 Funding Request

**\$300k**

## Past Funding

**\$100k**

## Total Funding

**\$550k**

Funding Source	Past	2020	2021	2022	2023	2024
<b>Borrowing</b>	-	\$150k	-	-	-	-
<b>Grants/Intgov</b>	-	\$150k	\$150k	-	-	-
<b>Loans - STF</b>	\$100k	-	-	-	-	-
<b>Total</b>	<b>\$100k</b>	<b>\$300k</b>	<b>\$150k</b>	<b>-</b>	<b>-</b>	<b>-</b>

Expenditure Category	Total
Housing Rehabilitation	\$550k

## 2020 Funding Request

**\$70k**

## Past Funding

**\$50k**

## Total Funding

**\$120k**

Funding Source	Past	2020	2021	2022	2023	2024
Grants/Intgov	\$50k	\$25k	-	-	-	-
Loans - STF	-	\$45k	-	-	-	-
<b>Total</b>	<b>\$50k</b>	<b>\$70k</b>	-	-	-	-

Expenditure Category	Total
Housing Rehabilitation	\$120k

## 2020 Funding Request

**\$0.200M**

## Past Funding

**\$1.400M**

## Total Funding

**\$1.800M**

Funding Source	Past	2020	2021	2022	2023	2024
<b>Borrowing</b>	\$1.400M	\$0.200M	\$0.200M	-	-	-
<b>Total</b>	\$1.400M	\$0.200M	\$0.200M	-	-	-

Expenditure Category	Total
Housing Rehabilitation	\$1.800M



## 2020 Funding Request

**\$250k**

## Past Funding

## Total Funding

**\$250k**

Funding Source	Past	2020	2021	2022	2023	2024
TIF 13 Incr	-	\$250k	-	-	-	-
<b>Total</b>	-	<b>\$250k</b>	-	-	-	-

Expenditure Category	Total
Housing Rehabilitation	\$250k

**2020 Funding Request**

**\$350k**

**Past Funding**

**Total Funding**

**\$700k**

Funding Source	Past	2020	2021	2022	2023	2024
TIF 14 Incr	-	\$350k	\$350k	-	-	-
<b>Total</b>	-	<b>\$350k</b>	<b>\$350k</b>	-	-	-

Expenditure Category	Total
Planning and Community Development - Neighborhoods	\$700k

## 2020 Funding Request

**\$175k**

## Past Funding

## Total Funding

**\$175k**

Funding Source	Past	2020	2021	2022	2023	2024
TIF 14 Incr	-	\$175k	-	-	-	-
<b>Total</b>	-	<b>\$175k</b>	-	-	-	-

Expenditure Category	Total
Housing Rehabilitation	\$175k

**2020 Funding Request**

**\$300k**

**Past Funding**

**Total Funding**

**\$750k**

Funding Source	Past	2020	2021	2022	2023	2024
TIF 14 Incr	-	\$300k	\$300k	\$150k	-	-
<b>Total</b>	-	<b>\$300k</b>	<b>\$300k</b>	<b>\$150k</b>	-	-

Expenditure Category	Total
Planning and Community Development - Miscellaneous	\$750k

## 2020 Funding Request

**\$150k**

## Past Funding

## Total Funding

**\$150k**

Funding Source	Past	2020	2021	2022	2023	2024
TIF 15 Incr	-	\$150k	-	-	-	-
<b>Total</b>	-	<b>\$150k</b>	-	-	-	-

Expenditure Category	Total
Planning and Community Development - Neighborhoods	\$150k

## 2020 Funding Request

**\$280k**

## Past Funding

## Total Funding

**\$715k**

Funding Source	Past	2020	2021	2022	2023	2024
Borrowing	-	\$280k	\$300k	-	-	-
SWU	-	-	\$50k	-	-	-
WWU	-	-	\$85k	-	-	-
<b>Total</b>	-	<b>\$280k</b>	<b>\$435k</b>	-	-	-

Expenditure Category	Total
Sanitary Sewer/Wastewater - Lift Stations	\$50k
Storm Sewer/Stormwater - Storm Sewer Mains	\$85k
Streets - Total Street Reconstruction	\$580k



# 111 Green Bay St - from 9th St to 14th St

## 2020 Funding Request

## Past Funding

## Total Funding

**\$1.593M**

Funding Source	Past	2020	2021	2022	2023	2024
<b>Borrowing</b>	-	-	-	-	-	\$1.593M
<b>Total</b>	-	-	-	-	-	\$1.593M

Expenditure Category	Total
Streets - Total Street Reconstruction	\$1.593M



**2020 Funding Request**

**\$50k**

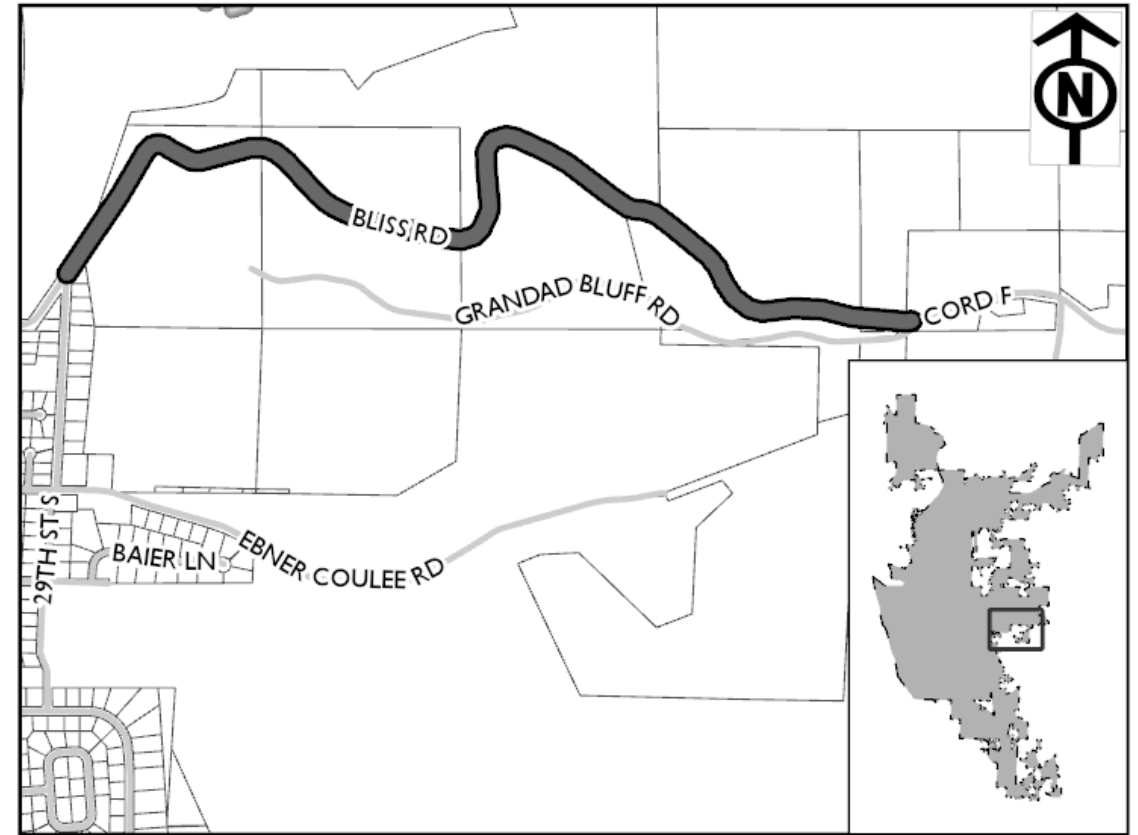
**Past Funding**

**Total Funding**

**\$50k**

Funding Source	Past	2020	2021	2022	2023	2024
Borrowing	-	\$50k	-	-	-	-
<b>Total</b>	-	<b>\$50k</b>	-	-	-	-

Expenditure Category	Total
Streets - Total Street Reconstruction	\$50k





## 2020 Funding Request

## Past Funding

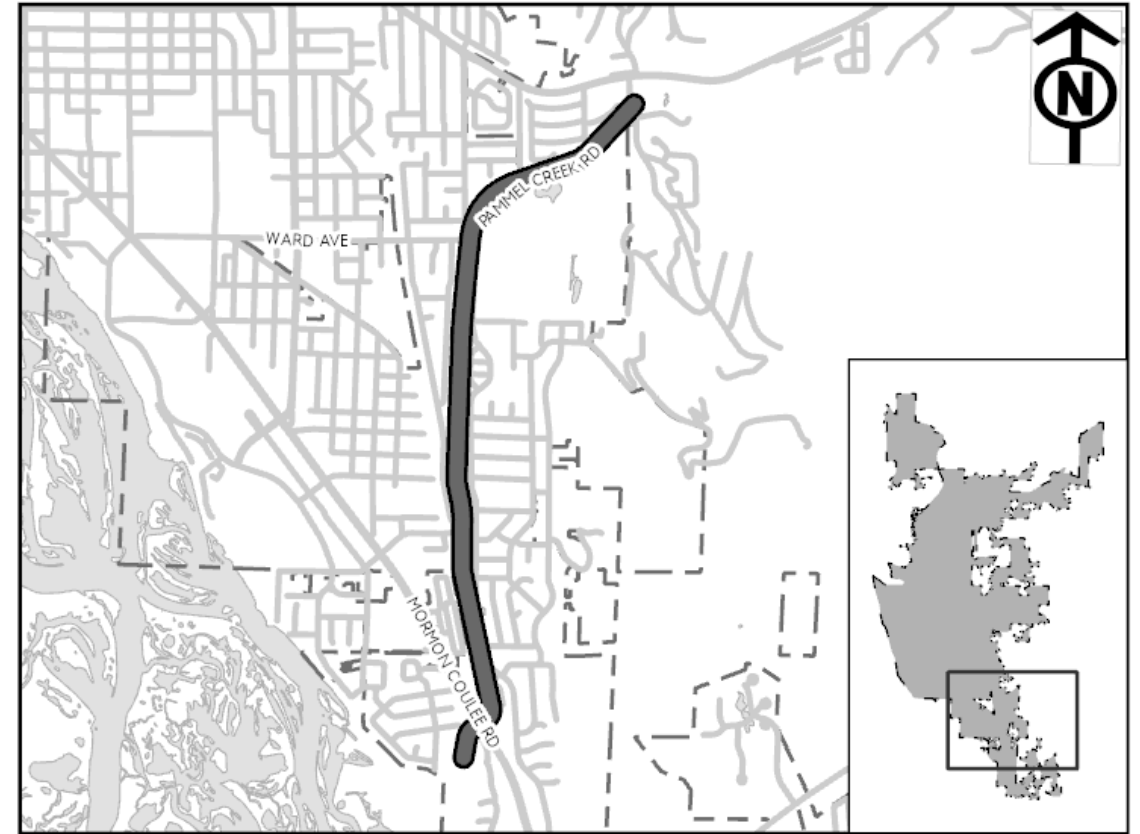
## Total Funding

**\$315k**

**\$915k**

Funding Source	Past	2020	2021	2022	2023	2024
<b>Borrowing</b>	\$158k	-	\$200k	\$200k	\$200k	-
<b>SWU</b>	\$158k	-	-	-	-	-
<b>Total</b>	<b>\$315k</b>	-	<b>\$200k</b>	<b>\$200k</b>	<b>\$200k</b>	-

Expenditure Category	Total
Floodplain Improvements	\$915k



**2020 to 2024 Capital Improvement Budget**

**LA CROSSE WISCONSIN**

# 216 Mormon Coulee Rd - from Victory St to North Marion Rd

Engineering

2020 Funding Request

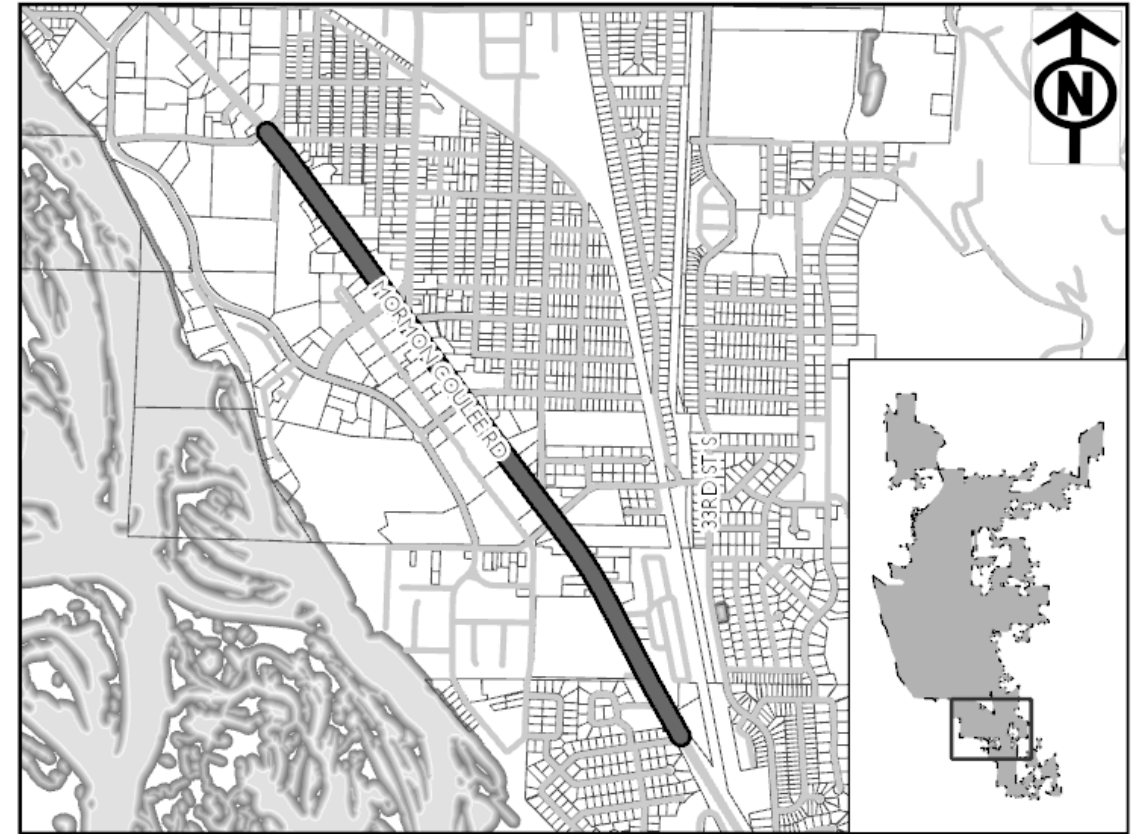
Past Funding

Total Funding

**\$3.979M**

Funding Source	Past	2020	2021	2022	2023	2024
<b>Borrowing</b>	-	-	-	-	-	\$3.979M
<b>SWU</b>	-	-	-	-	-	\$0.000M
<b>Water</b>	-	-	-	-	-	\$0.000M
<b>WWU</b>	-	-	-	-	-	\$0.000M
<b>Total</b>	-	-	-	-	-	<b>\$3.979M</b>

Expenditure Category	Total
Sanitary Sewer/Wastewater - Sanitary Sewer Mains	\$0.000M
Storm Sewer/Stormwater - Storm Sewer Mains	\$0.000M
Streets - Total Street Reconstruction	\$3.979M
Water - Watermains	\$0.000M



**2020 to 2024 Capital Improvement Budget**

**LA CROSSE WISCONSIN**

## 2020 Funding Request

**\$75k**

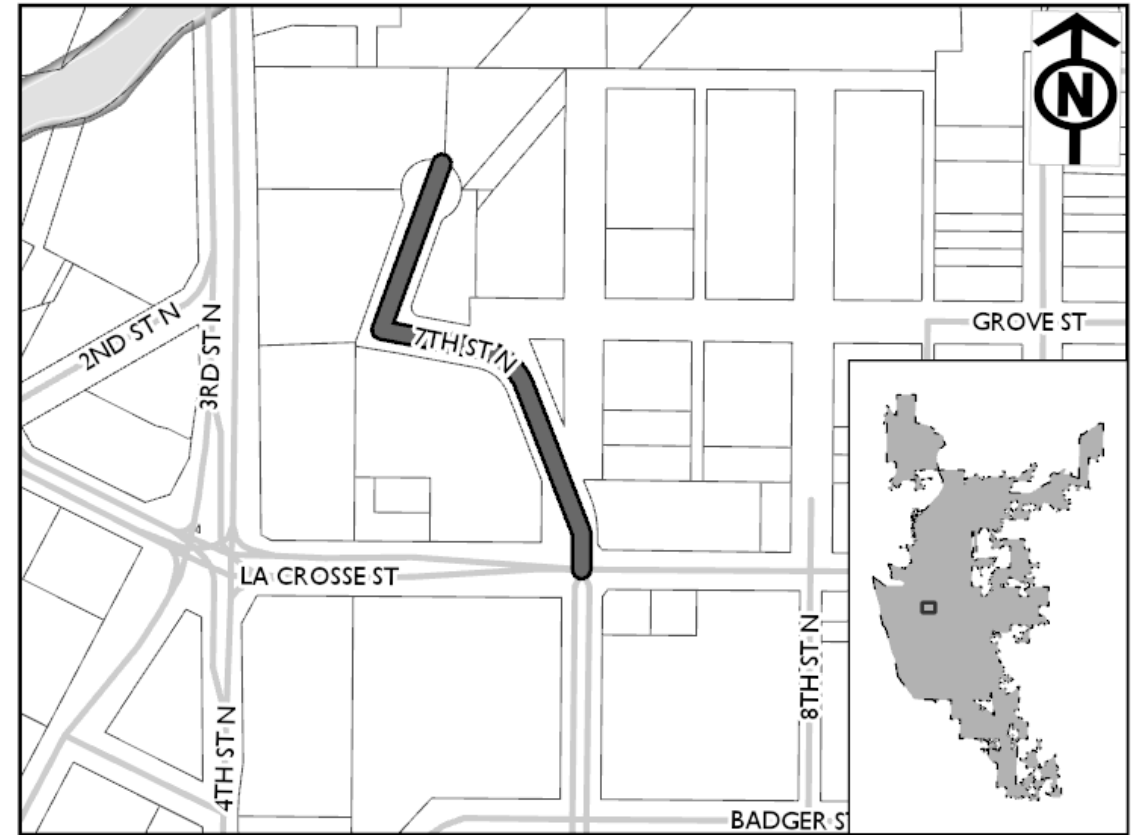
## Past Funding

## Total Funding

**\$75k**

Funding Source	Past	2020	2021	2022	2023	2024
TIF 11 Borrow	-	\$75k	-	-	-	-
<b>Total</b>	-	<b>\$75k</b>	-	-	-	-

Expenditure Category	Total
Streetscaping - Street Lighting	\$75k



## 2020 Funding Request

**\$300k**

## Past Funding

## Total Funding

**\$300k**

Funding Source	Past	2020	2021	2022	2023	2024
Borrowing	-	\$300k	-	-	-	-
Total	-	\$300k	-	-	-	-

Expenditure Category	Total
Streets - Traffic Signals	\$300k



## 2020 Funding Request

**\$400k**

## Past Funding

## Total Funding

**\$400k**

Funding Source	Past	2020	2021	2022	2023	2024
Borrowing	-	\$400k	-	-	-	-
Total	-	\$400k	-	-	-	-

Expenditure Category	Total
Streets - Traffic Signals	\$400k



**2020 Funding Request**

**\$300k**

**Past Funding**

**\$63k**

**Total Funding**

**\$663k**

Funding Source	Past	2020	2021	2022	2023	2024
<b>Borrowing</b>	\$63k	\$300k	\$300k	-	-	-
<b>Total</b>	\$63k	\$300k	\$300k	-	-	-

Expenditure Category	Total
Streets - Traffic Signals	\$663k

**2020 Funding Request**

**\$600k**

**Past Funding**

**Total Funding**

**\$600k**

Funding Source	Past	2020	2021	2022	2023	2024
<b>Borrowing</b>	-	\$600k	-	-	-	-
<b>Total</b>	-	\$600k	-	-	-	-

Expenditure Category	Total
Streetscaping - Street Lighting	\$600k

**2020 Funding Request**

**\$3.907M**

**Past Funding**

**Total Funding**

**\$3.907M**

Funding Source	Past	2020	2021	2022	2023	2024
<b>Borrowing</b>	-	\$3.907M	-	-	-	-
<b>Total</b>	-	\$3.907M	-	-	-	-

Expenditure Category	Total
Equipment	\$3.907M



**2020 Funding Request**

**\$4.500M**

**Past Funding**

**\$0.500M**

**Total Funding**

**\$5.000M**

Funding Source	Past	2020	2021	2022	2023	2024
<b>Borrowing</b>	\$0.500M	\$4.500M	-	-	-	-
<b>Total</b>	<b>\$0.500M</b>	<b>\$4.500M</b>	-	-	-	-

Expenditure Category	Total
Fire Stations	\$5.000M

## 2020 Funding Request

**\$6.000M**

## Past Funding

**\$0.500M**

## Total Funding

**\$6.500M**

Funding Source	Past	2020	2021	2022	2023	2024
<b>Borrowing</b>	\$0.500M	\$6.000M	-	-	-	-
<b>Total</b>	<b>\$0.500M</b>	<b>\$6.000M</b>	-	-	-	-

Expenditure Category	Total
Fire Stations	\$6.500M

## 2020 Funding Request

**\$480k**

## Past Funding

## Total Funding

**\$480k**

Funding Source	Past	2020	2021	2022	2023	2024
<b>Borrowing</b>	-	\$480k	-	-	-	-
<b>Total</b>	-	\$480k	-	-	-	-

Expenditure Category	Total
Public Buildings - City Hall	\$480k

## 2020 Funding Request

**\$100k**

## Past Funding

## Total Funding

**\$100k**

Funding Source	Past	2020	2021	2022	2023	2024
<b>Borrowing</b>	-	\$100k	-	-	-	-
<b>Total</b>	-	\$100k	-	-	-	-

Expenditure Category	Total
Public Buildings - City Hall	\$100k

## 2020 Funding Request

**\$400k**

## Past Funding

## Total Funding

**\$400k**

Funding Source	Past	2020	2021	2022	2023	2024
<b>Borrowing</b>	-	\$400k	-	-	-	-
<b>Total</b>	-	\$400k	-	-	-	-

Expenditure Category	Total
Public Buildings - City Hall	\$400k

## 2020 Funding Request

**\$170k**

## Past Funding

**\$150k**

## Total Funding

**\$320k**

Funding Source	Past	2020	2021	2022	2023	2024
<b>Borrowing</b>	-	\$170k	-	-	-	-
<b>Exist Bond</b>	\$40k	-	-	-	-	-
<b>Lib Trustee</b>	\$110k	-	-	-	-	-
<b>Total</b>	<b>\$150k</b>	<b>\$170k</b>	-	-	-	-

Expenditure Category	Total
Public Buildings - Library	\$320k

# 465 New Roof at Main branch library location

Library

## 2020 Funding Request

**\$500k**

## Past Funding

## Total Funding

**\$500k**

Funding Source	Past	2020	2021	2022	2023	2024
<b>Borrowing</b>	-	\$500k	-	-	-	-
<b>Total</b>	-	\$500k	-	-	-	-

Expenditure Category	Total
Public Buildings - Library	\$500k

# 466 Combined multiuse facility at South Community Library site

Library

## 2020 Funding Request

**\$0.250M**

## Past Funding

## Total Funding

**\$7.500M**

Funding Source	Past	2020	2021	2022	2023	2024
<b>Borrowing</b>	-	\$0.250M	\$0.250M	\$7.000M	-	-
<b>Total</b>	-	\$0.250M	\$0.250M	\$7.000M	-	-

Expenditure Category	Total
Public Buildings - Library	\$7.500M



## 2020 Funding Request

**\$50k**

## Past Funding

## Total Funding

**\$300k**

Funding Source	Past	2020	2021	2022	2023	2024
<b>Borrowing</b>	-	\$50k	\$50k	\$50k	\$50k	\$100k
<b>Total</b>	-	\$50k	\$50k	\$50k	\$50k	\$100k

Expenditure Category	Total
Public Buildings - Library	\$300k

## 2020 Funding Request

**\$0.750M**

## Past Funding

**\$4.120M**

## Total Funding

**\$4.870M**

Funding Source	Past	2020	2021	2022	2023	2024
Grants/Intgov	\$2.470M	-	-	-	-	-
TIF 15 Incr	\$1.650M	\$0.750M	-	-	-	-
<b>Total</b>	<b>\$4.120M</b>	<b>\$0.750M</b>	-	-	-	-

Expenditure Category	Total
Parks - Recreation Facilities	\$4.870M



## 2020 Funding Request

**\$450k**

## Past Funding

**\$25k**

## Total Funding

**\$475k**

Funding Source	Past	2020	2021	2022	2023	2024
Exist Bond	-	\$150k	-	-	-	-
Grants/Intgov	-	\$150k	-	-	-	-
TIF 11 Incr	-	\$150k	-	-	-	-
TIF 14 Incr	\$25k	-	-	-	-	-
<b>Total</b>	<b>\$25k</b>	<b>\$450k</b>	-	-	-	-

Expenditure Category	Total
Parks - Recreation Facilities	\$475k



## 2020 Funding Request

**\$30k**

## Past Funding

## Total Funding

**\$30k**

Funding Source	Past	2020	2021	2022	2023	2024
<b>Borrowing</b>	-	\$30k	-	-	-	-
<b>Total</b>	-	\$30k	-	-	-	-

Expenditure Category	Total
Parks - Sports Facilities	\$30k



## 2020 Funding Request

**\$0.500M**

## Past Funding

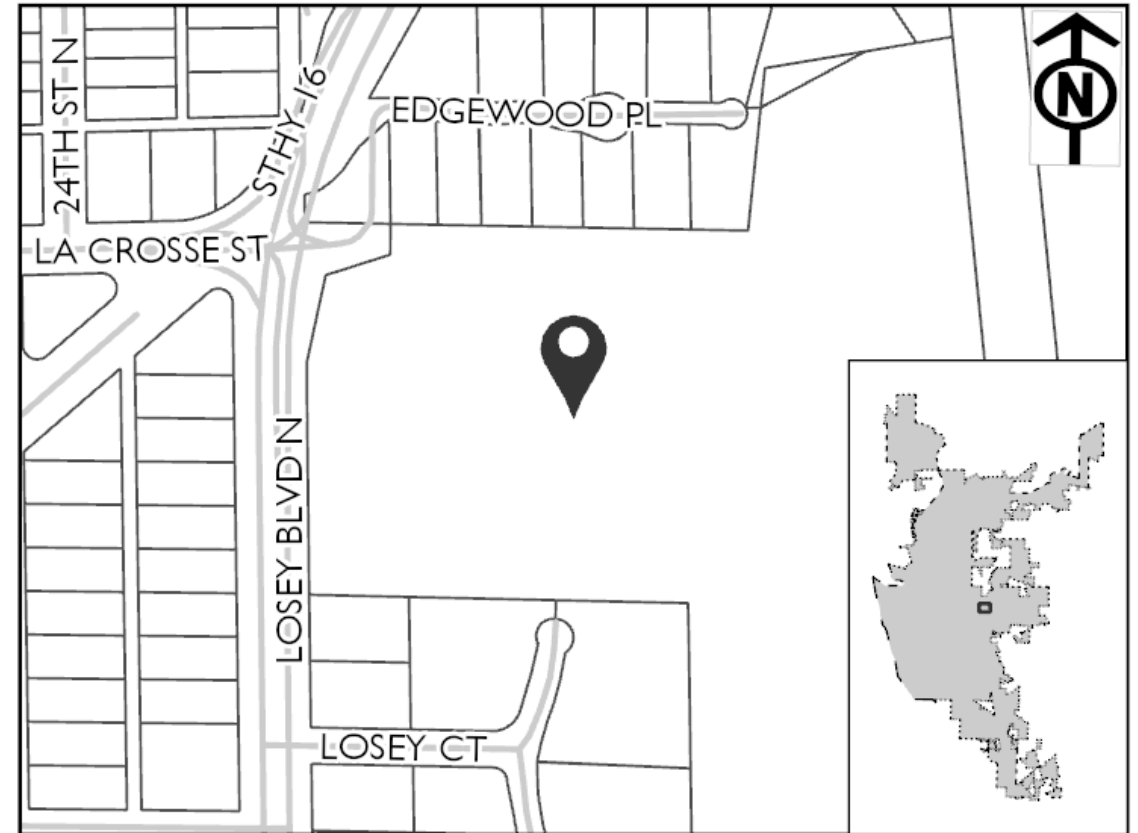
**\$1.900M**

## Total Funding

**\$2.400M**

Funding Source	Past	2020	2021	2022	2023	2024
Developer	\$0.400M	-	-	-	-	-
Donations	\$1.500M	-	-	-	-	-
TIF 14 Incr	-	\$0.500M	-	-	-	-
<b>Total</b>	<b>\$1.900M</b>	<b>\$0.500M</b>	-	-	-	-

Expenditure Category	Total
Parks - Sports Facilities	\$2.400M



**2020 Funding Request**

**\$200k**

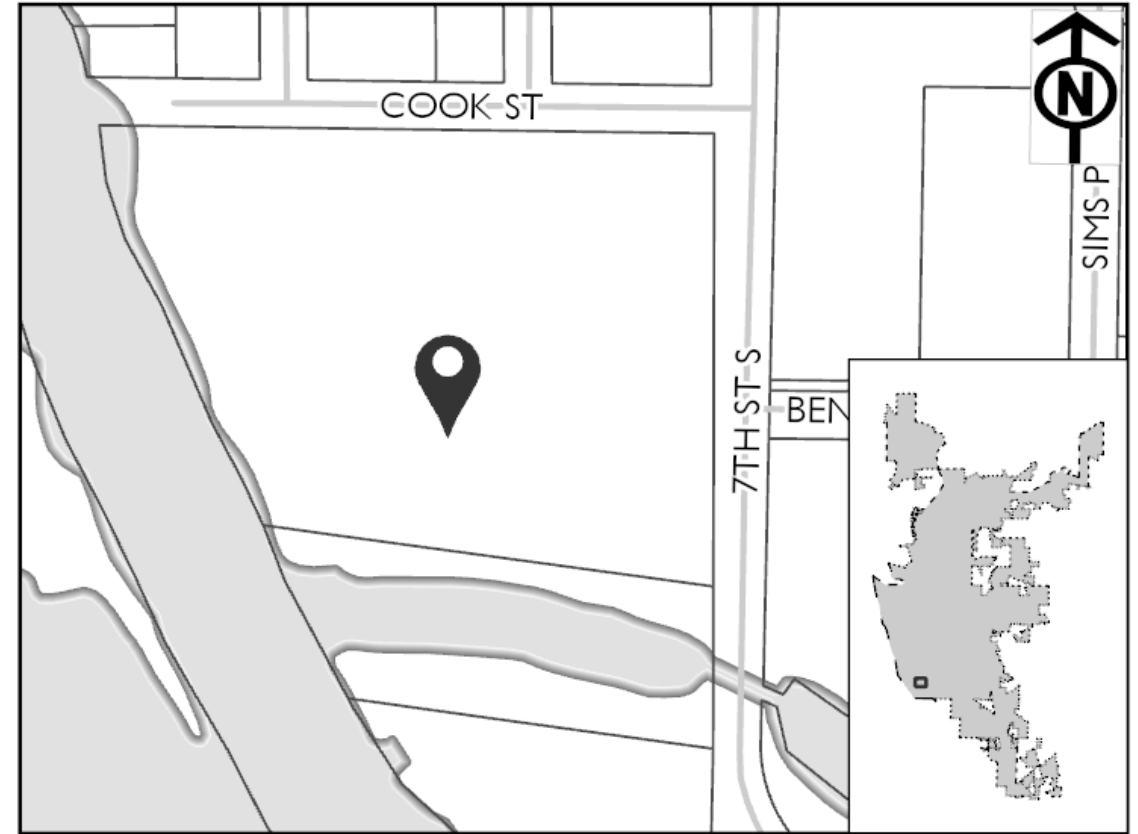
**Past Funding**

**Total Funding**

**\$200k**

Funding Source	Past	2020	2021	2022	2023	2024
<b>Special</b>	-	\$200k	-	-	-	-
<b>Total</b>	-	\$200k	-	-	-	-

Expenditure Category	Total
Parks - Sports Facilities	\$200k



## 2020 Funding Request

**\$500k**

## Past Funding

## Total Funding

**\$500k**

Funding Source	Past	2020	2021	2022	2023	2024
Borrowing	-	\$500k	-	-	-	-
<b>Total</b>	-	<b>\$500k</b>	-	-	-	-

Expenditure Category	Total
Parks - Recreation Facilities	\$500k



**2020 Funding Request**

**\$250k**

**Past Funding**

**Total Funding**

**\$250k**

Funding Source	Past	2020	2021	2022	2023	2024
<b>Special</b>	-	\$150k	-	-	-	-
<b>TIF 10 Incr</b>	-	\$100k	-	-	-	-
<b>Total</b>	-	\$250k	-	-	-	-

Expenditure Category	Total
Parks - General Improvements	\$250k



**2020 Funding Request**

**\$350k**

**Past Funding**

**Total Funding**

**\$350k**

Funding Source	Past	2020	2021	2022	2023	2024
<b>Borrowing</b>	-	\$350k	-	-	-	-
<b>Total</b>	-	\$350k	-	-	-	-

Expenditure Category	Total
Parks - Sports Facilities	\$350k

**2020 Funding Request**

**\$0.950M**

**Past Funding**

**\$0.620M**

**Total Funding**

**\$1.570M**

Funding Source	Past	2020	2021	2022	2023	2024
Developer	\$0.620M	-	-	-	-	-
Donations	-	\$0.300M	-	-	-	-
TIF 14 Incr	-	\$0.650M	-	-	-	-
<b>Total</b>	<b>\$0.620M</b>	<b>\$0.950M</b>	-	-	-	-

Expenditure Category	Total
Parks - Recreation Facilities	\$0.920M
Parks - Sports Facilities	\$0.650M

**2020 Funding Request**

**\$200k**

**Past Funding**

**Total Funding**

**\$200k**

Funding Source	Past	2020	2021	2022	2023	2024
<b>Borrowing</b>	-	\$200k	-	-	-	-
<b>Total</b>	-	\$200k	-	-	-	-

Expenditure Category	Total
Parks - Trails	\$200k

**2020 Funding Request**

**\$100k**

**Past Funding**

**Total Funding**

**\$100k**

Funding Source	Past	2020	2021	2022	2023	2024
<b>Borrowing</b>	-	\$100k	-	-	-	-
<b>Total</b>	-	\$100k	-	-	-	-

Expenditure Category	Total
Parks - Recreation Facilities	\$100k

**2020 Funding Request**

**\$550k**

**Past Funding**

**Total Funding**

**\$550k**

Funding Source	Past	2020	2021	2022	2023	2024
<b>Borrowing</b>	-	\$450k	-	-	-	-
<b>Exist Bond</b>	-	\$100k	-	-	-	-
<b>Total</b>	-	\$550k	-	-	-	-

Expenditure Category	Total
Parks - Recreation Facilities	\$550k

**2020 Funding Request**

**\$400k**

**Past Funding**

**Total Funding**

**\$400k**

Funding Source	Past	2020	2021	2022	2023	2024
<b>Borrowing</b>	-	\$400k	-	-	-	-
<b>Total</b>	-	\$400k	-	-	-	-

Expenditure Category	Total
Parks - General Improvements	\$400k

**2020 Funding Request**

**\$175k**

**Past Funding**

**Total Funding**

**\$175k**

Funding Source	Past	2020	2021	2022	2023	2024
<b>Borrowing</b>	-	\$175k	-	-	-	-
<b>Total</b>	-	\$175k	-	-	-	-

Expenditure Category	Total
Planning and Community Development - Miscellaneous	\$175k

**2020 Funding Request**

**\$300k**

**Past Funding**

**Total Funding**

**\$300k**

Funding Source	Past	2020	2021	2022	2023	2024
TIF 13 Incr	-	\$300k	-	-	-	-
<b>Total</b>	-	<b>\$300k</b>	-	-	-	-

Expenditure Category	Total
Floodplain Improvements	\$300k



## 2020 Funding Request

**\$225k**

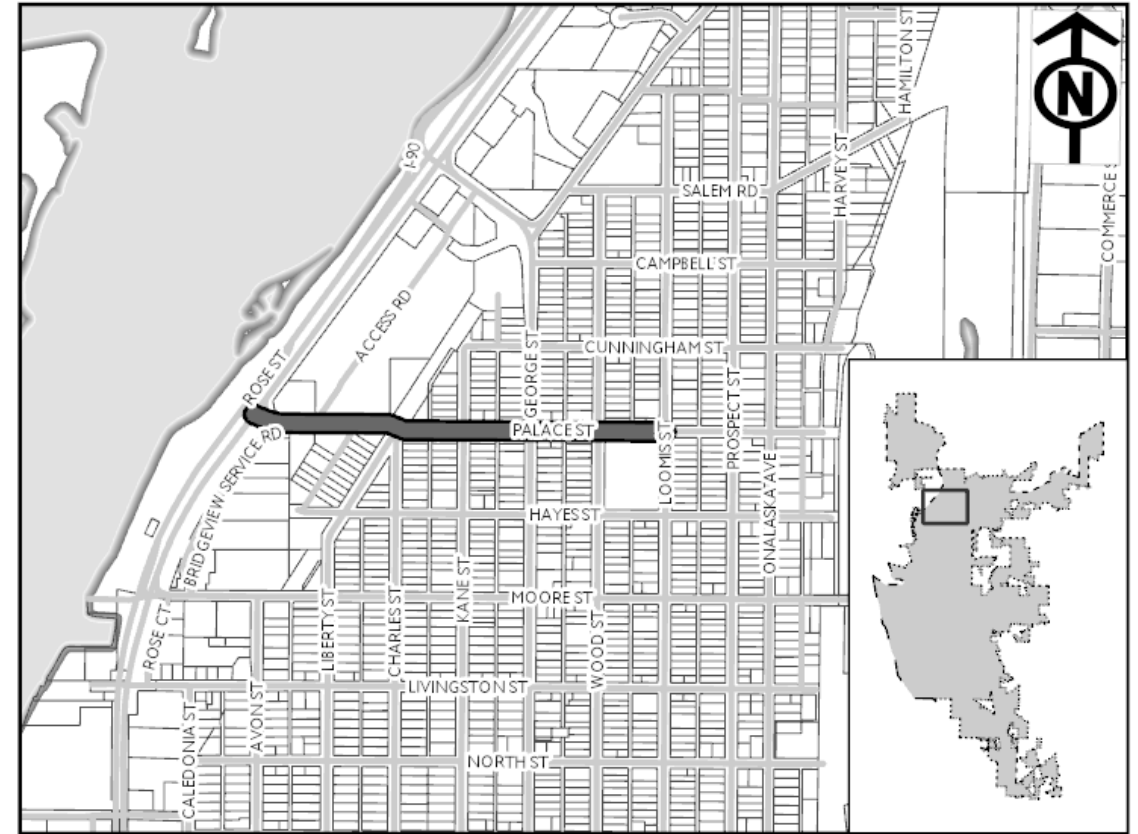
## Past Funding

## Total Funding

**\$225k**

Funding Source	Past	2020	2021	2022	2023	2024
Borrowing	-	\$225k	-	-	-	-
<b>Total</b>	-	<b>\$225k</b>	-	-	-	-

Expenditure Category	Total
Streetscaping - Street Lighting	\$225k



**2020 Funding Request**

**\$500k**

**Past Funding**

**\$350k**

**Total Funding**

**\$850k**

Funding Source	Past	2020	2021	2022	2023	2024
TIF 12 Borrow	\$350k	-	-	-	-	-
TIF 12 Incr	-	\$500k	-	-	-	-
<b>Total</b>	<b>\$350k</b>	<b>\$500k</b>	-	-	-	-

Expenditure Category	Total
Economic Development - Riverside North	\$850k

## 2020 Funding Request

**\$100k**

## Past Funding

**\$100k**

## Total Funding

**\$500k**

Funding Source	Past	2020	2021	2022	2023	2024
Borrowing	-	\$100k	\$100k	\$100k	\$100k	-
Exist Bond	\$100k	-	-	-	-	-
<b>Total</b>	<b>\$100k</b>	<b>\$100k</b>	<b>\$100k</b>	<b>\$100k</b>	<b>\$100k</b>	<b>-</b>

Expenditure Category	Total
Streetscaping - Streetscaping	\$500k



**2020 to 2024 Capital Improvement Budget**

**LA CROSSE**  
**WISCONSIN**

## 2020 Funding Request

## Past Funding

## Total Funding

**\$104k**

Funding Source	Past	2020	2021	2022	2023	2024
Grants/Intgov	-	-	-	\$83k	-	-
Special	-	-	-	\$21k	-	-
<b>Total</b>	-	-	-	<b>\$104k</b>	-	-

Expenditure Category	Total
Harbors, Docks and Waterways	\$104k



## 2020 Funding Request

**\$551k**

## Past Funding

## Total Funding

**\$551k**

Funding Source	Past	2020	2021	2022	2023	2024
Borrowing	-	\$55k	-	-	-	-
Grants/Intgov	-	\$441k	-	-	-	-
Special	-	\$55k	-	-	-	-
<b>Total</b>	-	<b>\$551k</b>	-	-	-	-

Expenditure Category	Total
Harbors, Docks and Waterways	\$551k



## 2020 Funding Request

**\$79k**

## Past Funding

## Total Funding

**\$99k**

Funding Source	Past	2020	2021	2022	2023	2024
Grants/Intgov	-	\$79k	-	-	-	-
Harbor Fees	-	-	\$20k	-	-	-
<b>Total</b>	-	<b>\$79k</b>	<b>\$20k</b>	-	-	-

Expenditure Category	Total
Harbors, Docks and Waterways	\$99k



## 2020 Funding Request

**\$100k**

## Past Funding

## Total Funding

**\$100k**

Funding Source	Past	2020	2021	2022	2023	2024
<b>Borrowing</b>	-	\$100k	-	-	-	-
<b>Total</b>	-	\$100k	-	-	-	-

Expenditure Category	Total
Harbors, Docks and Waterways	\$100k



**2020 to 2024 Capital Improvement Budget**

**LA CROSSE WISCONSIN**

## 2020 Funding Request

**\$25k**

## Past Funding

## Total Funding

**\$25k**

Funding Source	Past	2020	2021	2022	2023	2024
Borrowing	-	\$25k	-	-	-	-
<b>Total</b>	-	<b>\$25k</b>	-	-	-	-

Expenditure Category	Total
Streetscaping - Boulevard Trees	\$25k





**2020 Funding Request**

**\$50k**

**Past Funding**

**Total Funding**

**\$100k**

Funding Source	Past	2020	2021	2022	2023	2024
Borrowing	-	-	\$50k	-	-	-
Exist Bond	-	\$50k	-	-	-	-
<b>Total</b>	-	<b>\$50k</b>	<b>\$50k</b>	-	-	-

Expenditure Category	Total
Arts	\$100k

**2020 Funding Request**

**\$158k**

**Past Funding**

**Total Funding**

**\$158k**

Funding Source	Past	2020	2021	2022	2023	2024
<b>Borrowing</b>	-	\$158k	-	-	-	-
<b>Total</b>	-	\$158k	-	-	-	-

Expenditure Category	Total
Arts	\$158k

**2020 Funding Request**

**\$150k**

**Past Funding**

**Total Funding**

**\$150k**

Funding Source	Past	2020	2021	2022	2023	2024
<b>Borrowing</b>	-	\$50k	-	-	-	-
<b>Grants/Intgov</b>	-	\$100k	-	-	-	-
<b>Total</b>	-	\$150k	-	-	-	-

Expenditure Category	Total
Planning and Community Development - Miscellaneous	\$150k

## 2020 Funding Request

**\$770k**

## Past Funding

## Total Funding

**\$770k**

Funding Source	Past	2020	2021	2022	2023	2024
Borrowing	-	\$770k	-	-	-	-
Total	-	\$770k	-	-	-	-

Expenditure Category	Total
Streetscaping - Street Lighting	\$770k



**2020 Funding Request**

**\$9k**

**Past Funding**

**Total Funding**

**\$51k**

Funding Source	Past	2020	2021	2022	2023	2024
<b>Borrowing</b>	-	\$9k	\$9k	\$9k	\$9k	\$17k
<b>Total</b>	-	\$9k	\$9k	\$9k	\$9k	\$17k

Expenditure Category	Total
Arts	\$51k

## 2020 Funding Request

**\$100k**

## Past Funding

## Total Funding

**\$600k**

Funding Source	Past	2020	2021	2022	2023	2024
TIF 11 Incr	-	\$100k	\$100k	\$100k	\$100k	\$200k
<b>Total</b>	-	<b>\$100k</b>	<b>\$100k</b>	<b>\$100k</b>	<b>\$100k</b>	<b>\$200k</b>

Expenditure Category	Total
Economic Development - Facade Renovation	\$600k

**2020 Funding Request**

**\$100k**

**Past Funding**

**Total Funding**

**\$100k**

Funding Source	Past	2020	2021	2022	2023	2024
<b>Borrowing</b>	-	\$100k	-	-	-	-
<b>Total</b>	-	\$100k	-	-	-	-

Expenditure Category	Total
Planning and Community Development - Miscellaneous	\$100k

**2020 Funding Request**

**\$25k**

**Past Funding**

**Total Funding**

**\$25k**

Funding Source	Past	2020	2021	2022	2023	2024
<b>Borrowing</b>	-	\$25k	-	-	-	-
<b>Total</b>	-	\$25k	-	-	-	-

Expenditure Category	Total
Planning and Community Development - Miscellaneous	\$25k



**2020 Funding Request**

**\$10.000M**

**Past Funding**

**Total Funding**

**\$10.000M**

Funding Source	Past	2020	2021	2022	2023	2024
TIF 12 Borrow	-	\$10.00M	-	-	-	-
<b>Total</b>	-	<b>\$10.00M</b>	-	-	-	-

Expenditure Category	Total
Economic Development - Riverside North	\$10.000M

## 2020 Funding Request

**\$50k**

## Past Funding

## Total Funding

**\$50k**

Funding Source	Past	2020	2021	2022	2023	2024
<b>Borrowing</b>	-	\$50k	-	-	-	-
<b>Total</b>	-	\$50k	-	-	-	-

Expenditure Category	Total
Planning and Community Development - Miscellaneous	\$50k

## 2020 Funding Request

**\$100k**

## Past Funding

## Total Funding

**\$100k**

Funding Source	Past	2020	2021	2022	2023	2024
<b>Borrowing</b>	-	\$100k	-	-	-	-
<b>Total</b>	-	\$100k	-	-	-	-

Expenditure Category	Total
Planning and Community Development - Neighborhoods	\$100k

## 2020 Funding Request

**\$100k**

## Past Funding

## Total Funding

**\$500k**

Funding Source	Past	2020	2021	2022	2023	2024
TIF 16 Incr	-	\$100k	\$100k	\$100k	\$100k	\$100k
<b>Total</b>	-	\$100k	\$100k	\$100k	\$100k	\$100k

Expenditure Category	Total
Parks - General Improvements	\$500k

## 2020 Funding Request

**\$80k**

## Past Funding

## Total Funding

**\$80k**

Funding Source	Past	2020	2021	2022	2023	2024
TIF 16 Incr	-	\$80k	-	-	-	-
<b>Total</b>	-	<b>\$80k</b>	-	-	-	-

Expenditure Category	Total
Parks - General Improvements	\$80k

## 2020 Funding Request

**\$5k**

## Past Funding

## Total Funding

**\$5k**

Funding Source	Past	2020	2021	2022	2023	2024
TIF 11 Incr	-	\$5k	-	-	-	-
<b>Total</b>	-	<b>\$5k</b>	-	-	-	-

Expenditure Category	Total
Economic Development - Other	\$5k

## 2020 Funding Request

**\$500k**

## Past Funding

## Total Funding

**\$500k**

Funding Source	Past	2020	2021	2022	2023	2024
TIF 13 Incr	-	\$500k	-	-	-	-
<b>Total</b>	-	<b>\$500k</b>	-	-	-	-

Expenditure Category	Total
Streetscaping - Street Lighting	\$500k

## 2020 Funding Request

**\$50k**

## Past Funding

## Total Funding

**\$50k**

Funding Source	Past	2020	2021	2022	2023	2024
<b>Borrowing</b>	-	\$50k	-	-	-	-
<b>Total</b>	-	\$50k	-	-	-	-

Expenditure Category	Total
Planning and Community Development - Miscellaneous	\$50k



**2020 Funding Request**

**Past Funding**

**Total Funding**

**\$90k**

Funding Source	Past	2020	2021	2022	2023	2024
<b>Borrowing</b>	-	-	\$30k	\$30k	\$30k	-
<b>Total</b>	-	-	\$30k	\$30k	\$30k	-

Expenditure Category	Total
Planning and Community Development - Miscellaneous	\$90k

**2020 Funding Request**

**\$150k**

**Past Funding**

**Total Funding**

**\$150k**

Funding Source	Past	2020	2021	2022	2023	2024
<b>Borrowing</b>	-	\$100k	-	-	-	-
<b>Grants/Intgov</b>	-	\$50k	-	-	-	-
<b>Total</b>	-	\$150k	-	-	-	-

Expenditure Category	Total
Planning and Community Development - Miscellaneous	\$150k

**2020 Funding Request**

**\$150k**

**Past Funding**

**Total Funding**

**\$150k**

Funding Source	Past	2020	2021	2022	2023	2024
<b>Borrowing</b>	-	\$150k	-	-	-	-
<b>Total</b>	-	\$150k	-	-	-	-

Expenditure Category	Total
Planning and Community Development - Miscellaneous	\$150k

**2020 Funding Request**

**\$20k**

**Past Funding**

**Total Funding**

**\$20k**

Funding Source	Past	2020	2021	2022	2023	2024
<b>Borrowing</b>	-	\$20k	-	-	-	-
<b>Total</b>	-	\$20k	-	-	-	-

Expenditure Category	Total
Streetscaping - Boulevard Trees	\$20k

**2020 Funding Request**

**\$150k**

**Past Funding**

**Total Funding**

**\$150k**

Funding Source	Past	2020	2021	2022	2023	2024
<b>Borrowing</b>	-	\$150k	-	-	-	-
<b>Total</b>	-	\$150k	-	-	-	-

Expenditure Category	Total
Planning and Community Development - Miscellaneous	\$150k

**2020 Funding Request**

**Past Funding**

**Total Funding**

**\$36.000M**

Funding Source	Past	2020	2021	2022	2023	2024
<b>Borrowing</b>	-	-	-	-	\$1.000M	\$35.00M
<b>Total</b>	-	-	-	-	\$1.000M	\$35.00M

Expenditure Category	Total
Police Stations	\$36.000M

## 2020 Funding Request

**\$65k**

## Past Funding

## Total Funding

**\$65k**

Funding Source	Past	2020	2021	2022	2023	2024
SWU	-	\$65k	-	-	-	-
<b>Total</b>	-	<b>\$65k</b>	-	-	-	-

Expenditure Category	Total
Sanitary Sewer/Wastewater - Wastewater Treatment Plant	\$65k



## 2020 Funding Request

**\$0.350M**

## Past Funding

## Total Funding

**\$1.050M**

Funding Source	Past	2020	2021	2022	2023	2024
<b>SWU</b>	-	\$0.350M	-	\$0.350M	-	\$0.350M
<b>Total</b>	-	\$0.350M	-	\$0.350M	-	\$0.350M

Expenditure Category	Total
Sanitary Sewer/Wastewater - Sanitary Sewer Mains	\$1.050M



## 2020 Funding Request

**\$489k**

## Past Funding

## Total Funding

**\$489k**

Funding Source	Past	2020	2021	2022	2023	2024
<b>WWU</b>	-	\$489k	-	-	-	-
<b>Total</b>	-	\$489k	-	-	-	-

Expenditure Category	Total
Sanitary Sewer/Wastewater - Lift Stations	\$489k

## 2020 Funding Request

**\$185k**

## Past Funding

## Total Funding

**\$185k**

Funding Source	Past	2020	2021	2022	2023	2024
SWU	-	\$185k	-	-	-	-
<b>Total</b>	-	<b>\$185k</b>	-	-	-	-

Expenditure Category	Total
Sanitary Sewer/Wastewater - Lift Stations	\$185k

**2020 Funding Request**

**\$30k**

**Past Funding**

**Total Funding**

**\$30k**

Funding Source	Past	2020	2021	2022	2023	2024
<b>WWU</b>	-	\$30k	-	-	-	-
<b>Total</b>	-	\$30k	-	-	-	-

Expenditure Category	Total
Sanitary Sewer/Wastewater - Sanitary Sewer Mains	\$30k

## 2020 Funding Request

## Past Funding

## Total Funding

**\$1.000M**

Funding Source	Past	2020	2021	2022	2023	2024
<b>SWU</b>	-	-	\$1.000M	-	-	-
<b>Total</b>	-	-	\$1.000M	-	-	-

Expenditure Category	Total
Sanitary Sewer/Wastewater - Lift Stations	\$1.000M

**2020 Funding Request**

**\$50k**

**Past Funding**

**Total Funding**

**\$50k**

Funding Source	Past	2020	2021	2022	2023	2024
<b>SWU</b>	-	\$50k	-	-	-	-
<b>Total</b>	-	\$50k	-	-	-	-

Expenditure Category	Total
Storm Sewer/Stormwater - Other	\$50k

**2020 Funding Request**

**Past Funding**

**Total Funding**

**\$50.000M**

Funding Source	Past	2020	2021	2022	2023	2024
<b>Grants/Intgov</b>	-	-	\$50.00M	-	-	-
<b>Total</b>	-	-	\$50.00M	-	-	-

Expenditure Category	Total
Sanitary Sewer/Wastewater - Wastewater Treatment Plant	\$50.000M

## 2020 Funding Request

**\$1.400M**

## Past Funding

## Total Funding

**\$1.400M**

Funding Source	Past	2020	2021	2022	2023	2024
Grants/Intgov	-	\$1.120M	-	-	-	-
WWU	-	\$0.280M	-	-	-	-
<b>Total</b>	<b>-</b>	<b>\$1.400M</b>	<b>-</b>	<b>-</b>	<b>-</b>	<b>-</b>

Expenditure Category	Total
Storm Sewer/Stormwater - Lift Stations	\$1.400M

**2020 Funding Request**

**\$1.300M**

**Past Funding**

**Total Funding**

**\$1.300M**

Funding Source	Past	2020	2021	2022	2023	2024
Grants/Intgov	-	\$1.040M	-	-	-	-
WWU	-	\$0.260M	-	-	-	-
<b>Total</b>	-	<b>\$1.300M</b>	-	-	-	-

Expenditure Category	Total
Storm Sewer/Stormwater - Lift Stations	\$1.300M



## 2020 Funding Request

**\$26k**

## Past Funding

## Total Funding

**\$26k**

Funding Source	Past	2020	2021	2022	2023	2024
WWU	-	\$26k	-	-	-	-
<b>Total</b>	-	<b>\$26k</b>	-	-	-	-

Expenditure Category	Total
Storm Sewer/Stormwater - Lift Stations	\$26k

**2020 Funding Request**

**Past Funding**

**Total Funding**

**\$18k**

Funding Source	Past	2020	2021	2022	2023	2024
<b>WWU</b>	-	-	\$18k	-	-	-
<b>Total</b>	-	-	\$18k	-	-	-

Expenditure Category	Total
Storm Sewer/Stormwater - Storm Sewer Mains	\$18k

## 2020 Funding Request

**\$45k**

## Past Funding

## Total Funding

**\$45k**

Funding Source	Past	2020	2021	2022	2023	2024
WWU	-	\$45k	-	-	-	-
<b>Total</b>	-	<b>\$45k</b>	-	-	-	-

Expenditure Category	Total
Storm Sewer/Stormwater - Storm Sewer Mains	\$45k

# 487 Line 36" storm sewer (near Dairyland Power) from East Ave to outfall

SWU

## 2020 Funding Request

**\$75k**

## Past Funding

## Total Funding

**\$75k**

Funding Source	Past	2020	2021	2022	2023	2024
WWU	-	\$75k	-	-	-	-
<b>Total</b>	-	<b>\$75k</b>	-	-	-	-

Expenditure Category	Total
Storm Sewer/Stormwater - Storm Sewer Mains	\$75k

## 2020 Funding Request

**\$800k**

## Past Funding

## Total Funding

**\$800k**

Funding Source	Past	2020	2021	2022	2023	2024
WWU	-	\$800k	-	-	-	-
<b>Total</b>	-	<b>\$800k</b>	-	-	-	-

Expenditure Category	Total
Storm Sewer/Stormwater - Storm Sewer Mains	\$800k

# 46 20th Street South - Park Ave. to Denton St.

## 2020 Funding Request

## Past Funding

## Total Funding

**\$120k**

Funding Source	Past	2020	2021	2022	2023	2024
<b>Borrowing</b>	-	-	\$120k	-	-	-
<b>Total</b>	-	-	\$120k	-	-	-

Expenditure Category	Total
Streets - Total Street Reconstruction	\$120k



# 47 22nd Street South - Hyde Ave. to Weston St.

## 2020 Funding Request

## Past Funding

## Total Funding

**\$382k**

Funding Source	Past	2020	2021	2022	2023	2024
<b>Borrowing</b>	-	-	-	\$382k	-	-
<b>Total</b>	-	-	-	\$382k	-	-

Expenditure Category	Total
Streets - Total Street Reconstruction	\$382k



2020 Funding Request

Past Funding

Total Funding

**\$394k**

Funding Source	Past	2020	2021	2022	2023	2024
<b>Borrowing</b>	-	-	\$394k	-	-	-
<b>Total</b>	-	-	\$394k	-	-	-

Expenditure Category	Total
Streets - Total Street Reconstruction	\$394k





**2020 Funding Request**

**\$468k**

**Past Funding**

**Total Funding**

**\$468k**

Funding Source	Past	2020	2021	2022	2023	2024
<b>Borrowing</b>	-	\$468k	-	-	-	-
<b>Total</b>	-	\$468k	-	-	-	-

Expenditure Category	Total
Streets - Total Street Reconstruction	\$468k



# 51 Airport Rd. - Lakeshore Dr. to Terminal Entrance

## 2020 Funding Request

**\$1.688M**

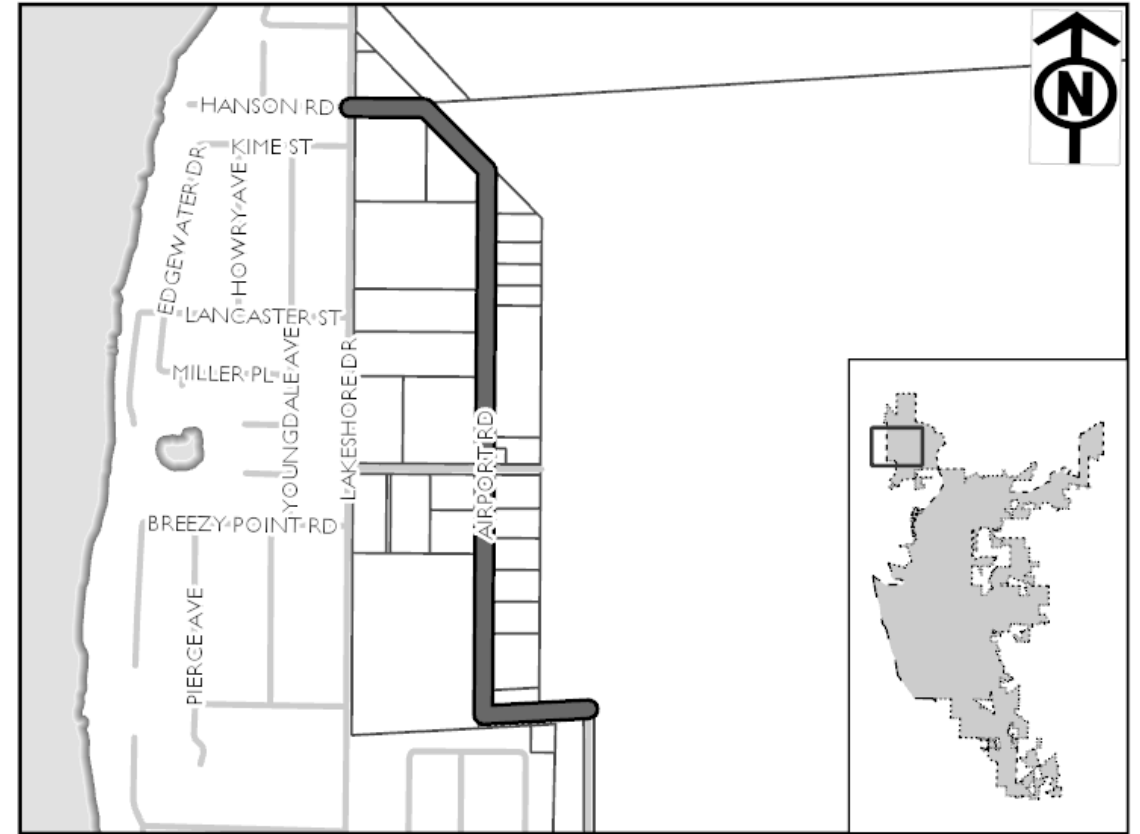
## Past Funding

## Total Funding

**\$1.688M**

Funding Source	Past	2020	2021	2022	2023	2024
Borrowing	-	\$1.688M	-	-	-	-
<b>Total</b>	-	<b>\$1.688M</b>	-	-	-	-

Expenditure Category	Total
Streets - Total Street Reconstruction	\$1.688M



# 53 Cliffwood Lane - 28th St. to Seiler Ln.

2020 Funding Request

**\$842k**

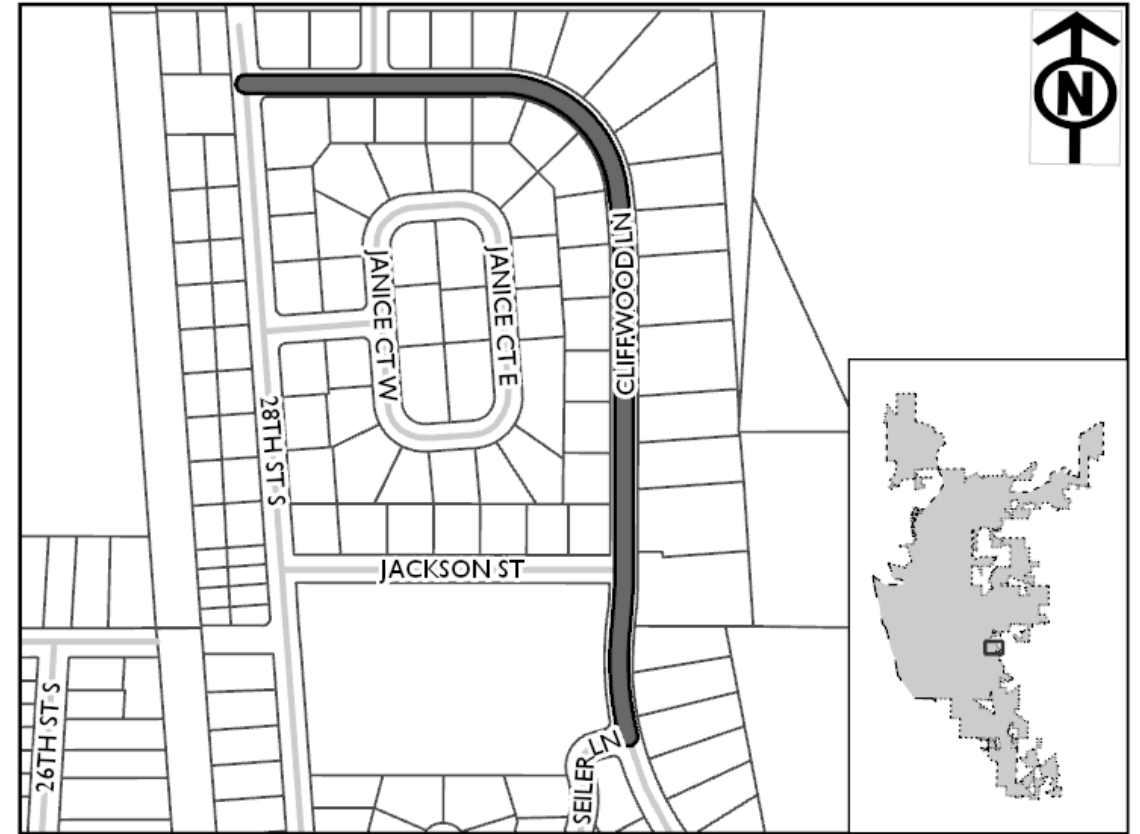
Past Funding

Total Funding

**\$842k**

Funding Source	Past	2020	2021	2022	2023	2024
Borrowing	-	\$842k	-	-	-	-
Total	-	\$842k	-	-	-	-

Expenditure Category	Total
Streets - Total Street Reconstruction	\$842k



**2020 to 2024 Capital Improvement Budget**

**LA CROSSE WISCONSIN**

# 54 Commerce Street - Cunningham St. to Enterprise Ave.

## 2020 Funding Request

**\$739k**

## Past Funding

## Total Funding

**\$739k**

Funding Source	Past	2020	2021	2022	2023	2024
<b>Borrowing</b>	-	\$739k	-	-	-	-
<b>Total</b>	-	\$739k	-	-	-	-

Expenditure Category	Total
Streets - Total Street Reconstruction	\$739k



# 57 Garner Place - Zion Rd to Dead End South

## 2020 Funding Request

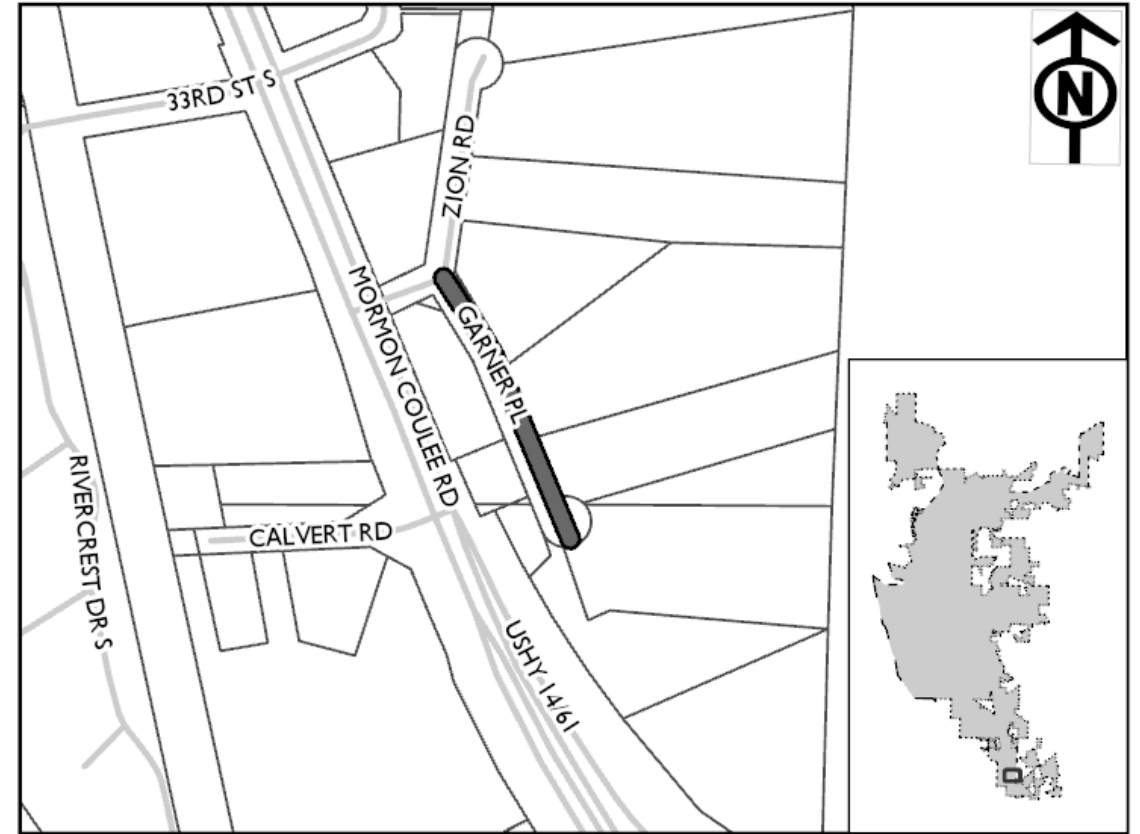
## Past Funding

## Total Funding

**\$202k**

Funding Source	Past	2020	2021	2022	2023	2024
<b>Borrowing</b>	-	-	-	\$202k	-	-
<b>Total</b>	-	-	-	\$202k	-	-

Expenditure Category	Total
Streets - Total Street Reconstruction	\$202k



# 63 Larson Street - Palace St. to Hauser St.

2020 Funding Request

**\$1.722M**

Past Funding

Total Funding

**\$1.722M**

Funding Source	Past	2020	2021	2022	2023	2024
Borrowing	-	\$1.722M	-	-	-	-
Total	-	\$1.722M	-	-	-	-

Expenditure Category	Total
Streets - Total Street Reconstruction	\$1.722M



# 64 Lauderdale Place - George St. to Lauderdale Ct.

**2020 Funding Request**

**Past Funding**

**Total Funding**

**\$753k**

Funding Source	Past	2020	2021	2022	2023	2024
<b>Borrowing</b>	-	-	\$753k	-	-	-
<b>Total</b>	-	-	\$753k	-	-	-

Expenditure Category	Total
Streets - Total Street Reconstruction	\$753k



# 131 Main Street - West Ave. to 17th St.

## 2020 Funding Request

## Past Funding

## Total Funding

**\$1.084M**

Funding Source	Past	2020	2021	2022	2023	2024
<b>Borrowing</b>	-	-	\$1.084M	-	-	-
<b>Total</b>	-	-	\$1.084M	-	-	-

Expenditure Category	Total
Streets - Total Street Reconstruction	\$1.084M





# 132 Palace Street - River Valley Dr. to Larson St.

## 2020 Funding Request

**\$687k**

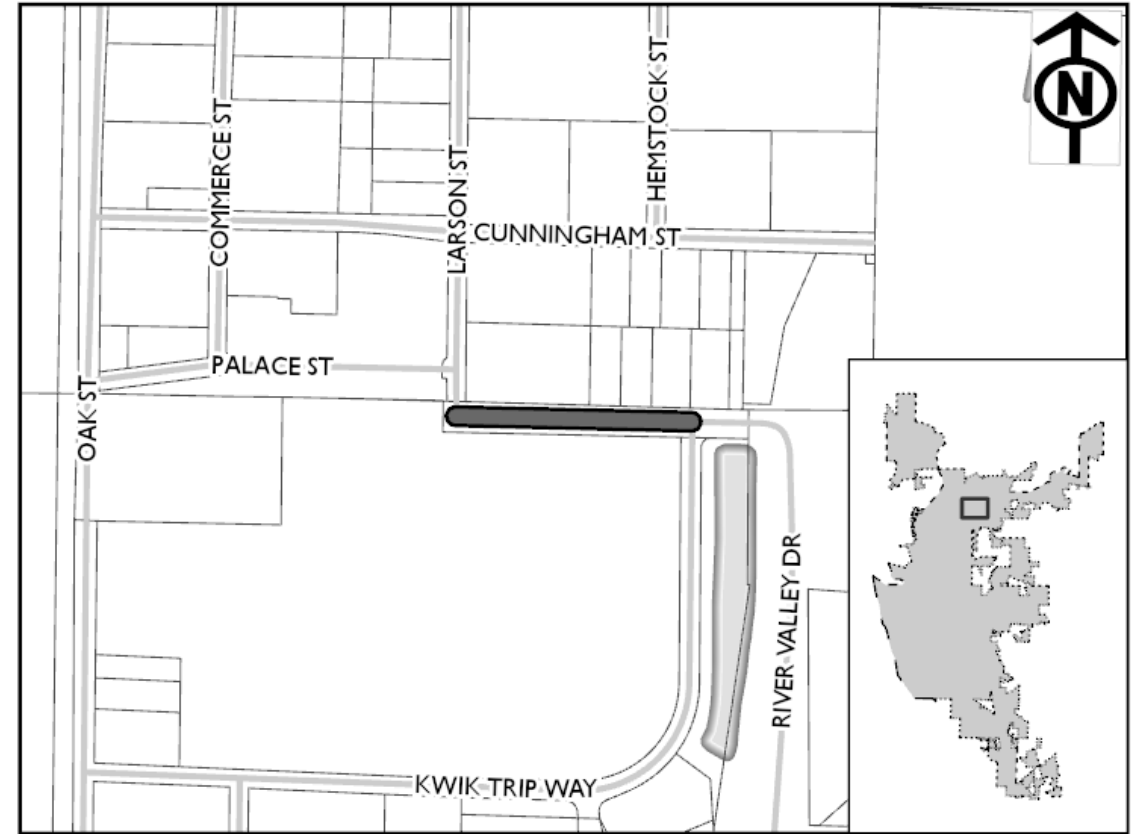
## Past Funding

## Total Funding

**\$687k**

Funding Source	Past	2020	2021	2022	2023	2024
<b>Borrowing</b>	-	\$687k	-	-	-	-
<b>Total</b>	-	\$687k	-	-	-	-

Expenditure Category	Total
Streets - Total Street Reconstruction	\$687k



# 134 Saint James Street - Copeland Ave. to Caledonia St.

Streets

**2020 Funding Request**

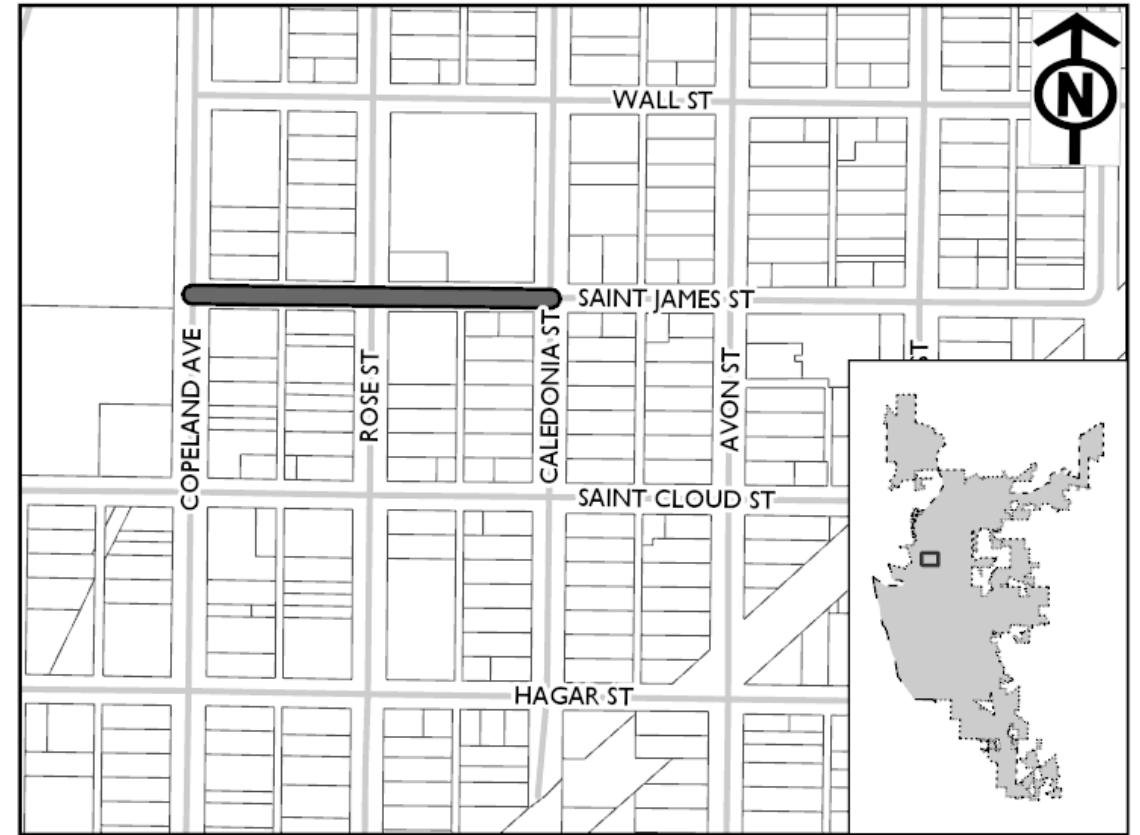
**Past Funding**

**Total Funding**

**\$385k**

Funding Source	Past	2020	2021	2022	2023	2024
<b>Borrowing</b>	-	-	-	\$385k	-	-
<b>Total</b>	-	-	-	\$385k	-	-

Expenditure Category	Total
Streets - Total Street Reconstruction	\$385k



**2020 to 2024 Capital Improvement Budget**

**LA CROSSE WISCONSIN**

# 138 Zion Road - Garner Pl. to Dead End North

## 2020 Funding Request

## Past Funding

## Total Funding

**\$171k**

Funding Source	Past	2020	2021	2022	2023	2024
<b>Borrowing</b>	-	-	-	\$171k	-	-
<b>Total</b>	-	-	-	\$171k	-	-

Expenditure Category	Total
Streets - Total Street Reconstruction	\$171k



## 2020 Funding Request

**\$500k**

## Past Funding

## Total Funding

**\$500k**

Funding Source	Past	2020	2021	2022	2023	2024
<b>Borrowing</b>	-	\$500k	-	-	-	-
<b>Total</b>	-	\$500k	-	-	-	-

Expenditure Category	Total
Floodplain Improvements	\$500k

# 162 17th Street South - Chase St. to South Ave.

## 2020 Funding Request

## Past Funding

## Total Funding

**\$354k**

Funding Source	Past	2020	2021	2022	2023	2024
<b>Borrowing</b>	-	-	-	\$354k	-	-
<b>Total</b>	-	-	-	\$354k	-	-

Expenditure Category	Total
Streets - Total Street Reconstruction	\$354k



**2020 Funding Request**

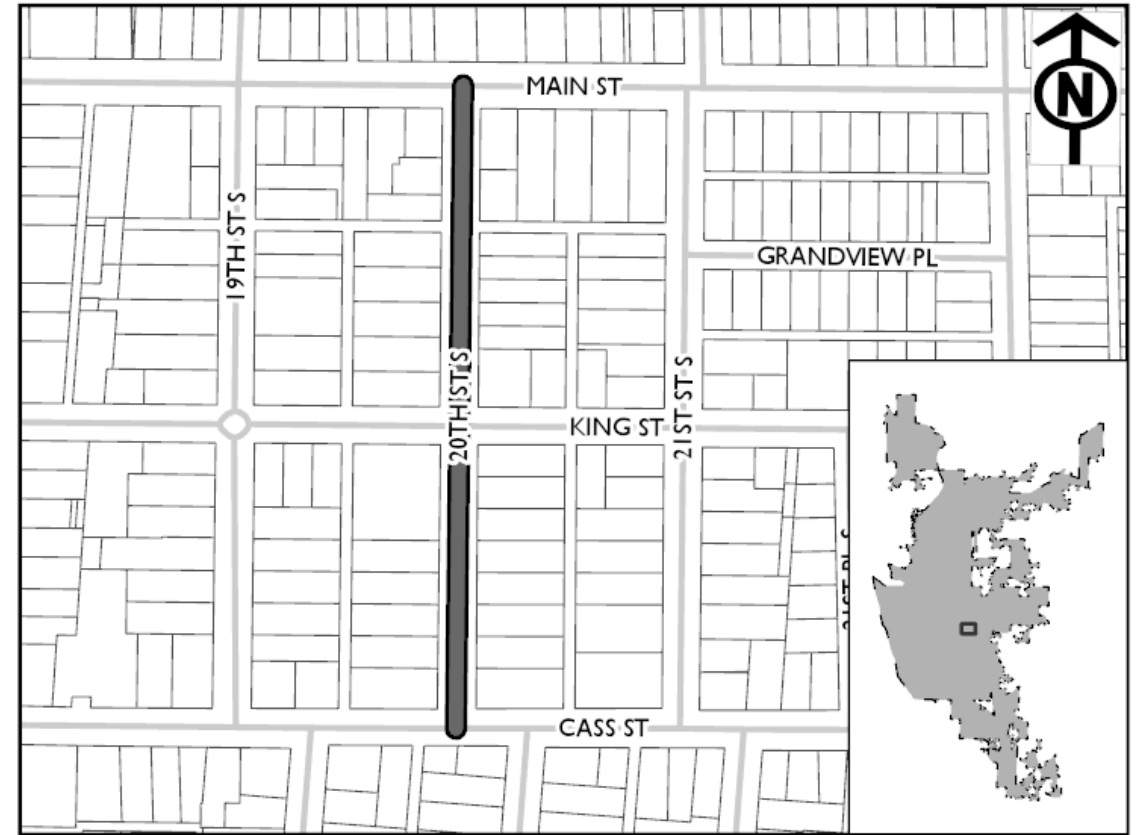
**Past Funding**

**Total Funding**

**\$398k**

Funding Source	Past	2020	2021	2022	2023	2024
<b>Borrowing</b>	-	-	\$398k	-	-	-
<b>Total</b>	-	-	\$398k	-	-	-

Expenditure Category	Total
Streets - Total Street Reconstruction	\$398k



# 170 21st Street South - Market St. to Winnebago St.

**2020 Funding Request**

**Past Funding**

**Total Funding**

**\$132k**

Funding Source	Past	2020	2021	2022	2023	2024
<b>Borrowing</b>	-	-	\$132k	-	-	-
<b>Total</b>	-	-	\$132k	-	-	-

Expenditure Category	Total
Streets - Total Street Reconstruction	\$132k



# 179 Lincoln Avenue - 29th St. to 32nd St.

## 2020 Funding Request

## Past Funding

## Total Funding

**\$335k**

Funding Source	Past	2020	2021	2022	2023	2024
<b>Borrowing</b>	-	-	-	-	\$335k	-
<b>Total</b>	-	-	-	-	\$335k	-

Expenditure Category	Total
Streets - Total Street Reconstruction	\$335k





# 213 Birch Street - 29th St. to Dead End East

## 2020 Funding Request

## Past Funding

## Total Funding

**\$225k**

Funding Source	Past	2020	2021	2022	2023	2024
<b>Borrowing</b>	-	-	-	-	\$225k	-
<b>Total</b>	-	-	-	-	\$225k	-

Expenditure Category	Total
Streets - Total Street Reconstruction	\$225k



# 214 Copeland Park Drive - Gold St. to Clinton St.

## 2020 Funding Request

## Past Funding

## Total Funding

**\$120k**

Funding Source	Past	2020	2021	2022	2023	2024
<b>Borrowing</b>	-	-	-	-	\$120k	-
<b>Total</b>	-	-	-	-	\$120k	-

Expenditure Category	Total
Streets - Total Street Reconstruction	\$120k



# 215 Kraft Street - Causeway Blvd. to Dead End North

## 2020 Funding Request

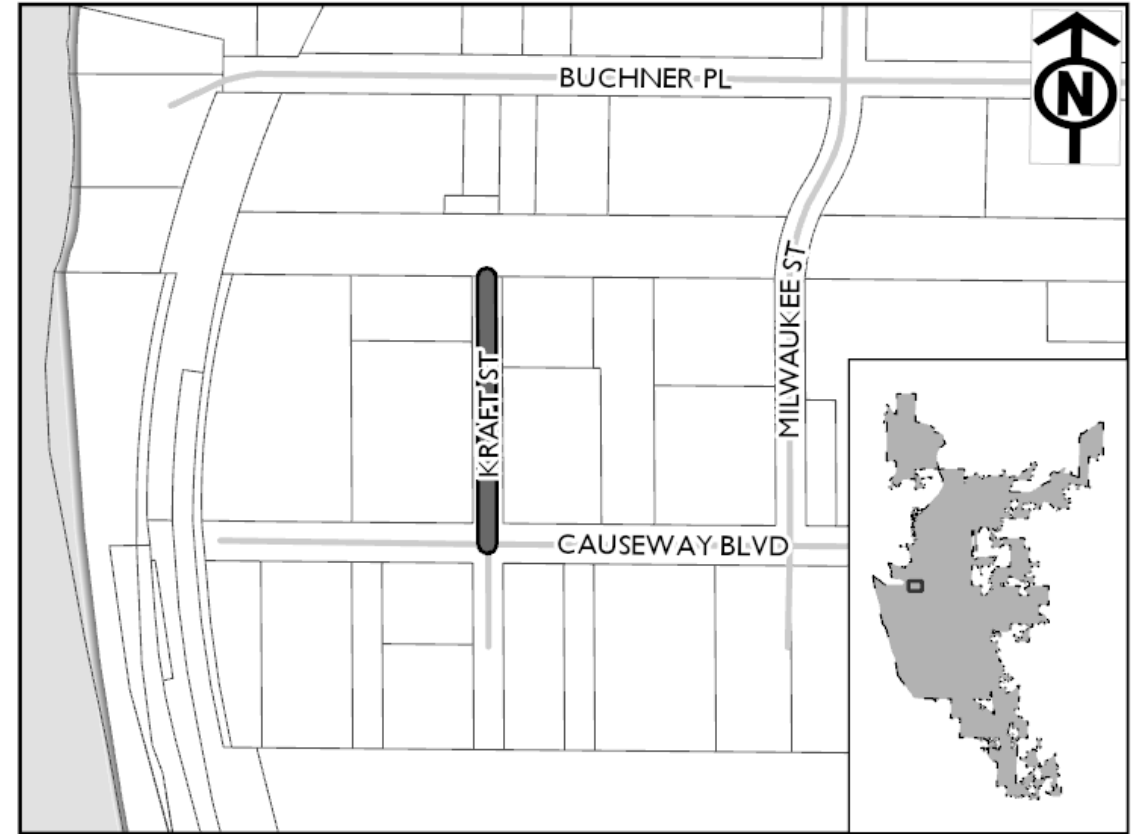
## Past Funding

## Total Funding

**\$160k**

Funding Source	Past	2020	2021	2022	2023	2024
<b>Borrowing</b>	-	-	\$160k	-	-	-
<b>Total</b>	-	-	\$160k	-	-	-

Expenditure Category	Total
Streets - Total Street Reconstruction	\$160k



# 218 Sumner Street - Hagar St. to Dead End South

## 2020 Funding Request

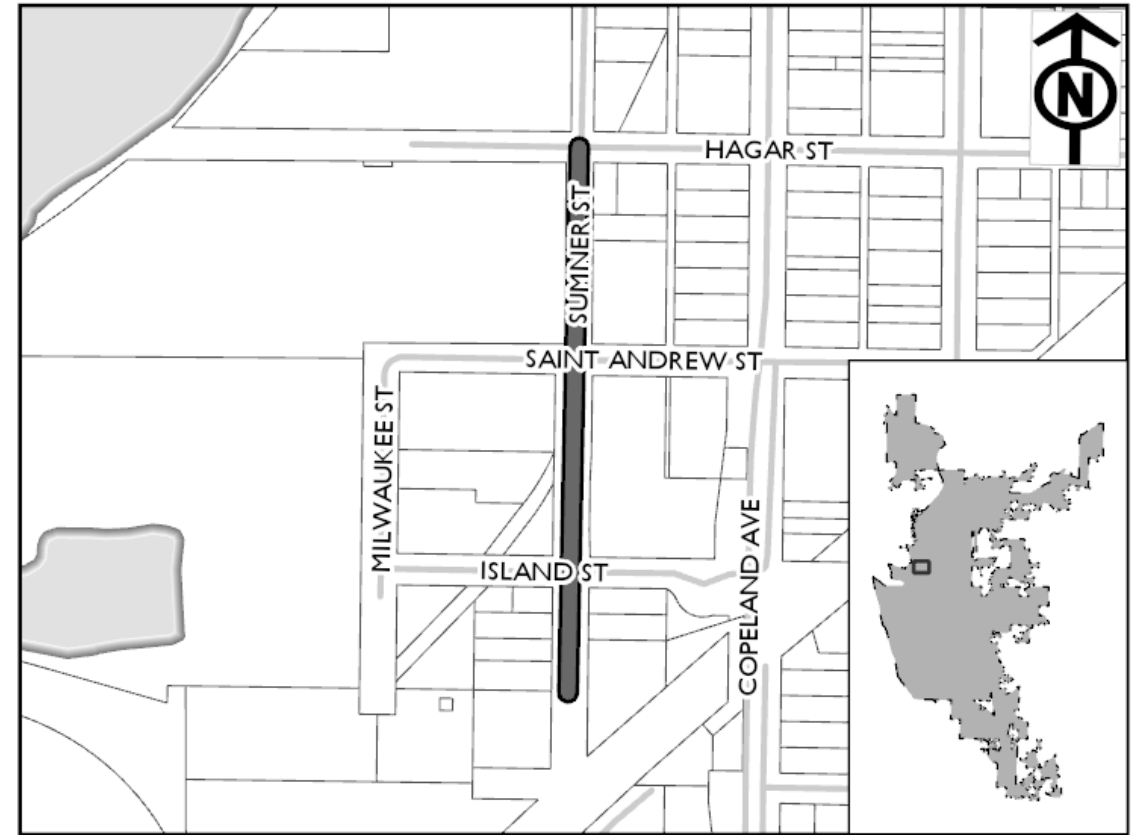
## Past Funding

## Total Funding

**\$550k**

Funding Source	Past	2020	2021	2022	2023	2024
<b>Borrowing</b>	-	-	-	-	\$550k	-
<b>Total</b>	-	-	-	-	\$550k	-

Expenditure Category	Total
Streets - Total Street Reconstruction	\$550k



## 2020 Funding Request

## Past Funding

## Total Funding

**\$272k**

Funding Source	Past	2020	2021	2022	2023	2024
<b>Borrowing</b>	-	-	-	-	\$272k	-
<b>Total</b>	-	-	-	-	\$272k	-

Expenditure Category	Total
Streets - Total Street Reconstruction	\$272k



## 2020 Funding Request

## Past Funding

## Total Funding

**\$227k**

Funding Source	Past	2020	2021	2022	2023	2024
<b>Borrowing</b>	-	-	-	-	\$227k	-
<b>Total</b>	-	-	-	-	\$227k	-

Expenditure Category	Total
Streets - Total Street Reconstruction	\$227k



**2020 Funding Request**

**Past Funding**

**Total Funding**

**\$168k**

Funding Source	Past	2020	2021	2022	2023	2024
<b>Borrowing</b>	-	-	\$168k	-	-	-
<b>Total</b>	-	-	\$168k	-	-	-

Expenditure Category	Total
Streets - Total Street Reconstruction	\$168k

**2020 Funding Request**

**Past Funding**

**Total Funding**

**\$242k**

Funding Source	Past	2020	2021	2022	2023	2024
<b>Borrowing</b>	-	-	-	\$242k	-	-
<b>Total</b>	-	-	-	\$242k	-	-

Expenditure Category	Total
Streets - Total Street Reconstruction	\$242k



**2020 Funding Request**

**Past Funding**

**Total Funding**

**\$586k**

Funding Source	Past	2020	2021	2022	2023	2024
<b>Borrowing</b>	-	-	-	\$586k	-	-
<b>Total</b>	-	-	-	\$586k	-	-

Expenditure Category	Total
Streets - Total Street Reconstruction	\$586k

## 2020 Funding Request

## Past Funding

## Total Funding

**\$709k**

Funding Source	Past	2020	2021	2022	2023	2024
<b>Borrowing</b>	-	-	-	\$709k	-	-
<b>Total</b>	-	-	-	\$709k	-	-

Expenditure Category	Total
Streets - Total Street Reconstruction	\$709k

## 2020 Funding Request

## Past Funding

## Total Funding

**\$249k**

Funding Source	Past	2020	2021	2022	2023	2024
<b>Borrowing</b>	-	-	-	\$249k	-	-
<b>Total</b>	-	-	-	\$249k	-	-

Expenditure Category	Total
Streets - Total Street Reconstruction	\$249k

**2020 Funding Request**

**Past Funding**

**Total Funding**

**\$578k**

Funding Source	Past	2020	2021	2022	2023	2024
<b>Borrowing</b>	-	-	-	\$578k	-	-
<b>Total</b>	-	-	-	\$578k	-	-

Expenditure Category	Total
Streets - Total Street Reconstruction	\$578k

# 423 Saint Andrew Street - Wood St. to Dead End East

Streets

## 2020 Funding Request

## Past Funding

## Total Funding

**\$633k**

Funding Source	Past	2020	2021	2022	2023	2024
<b>Borrowing</b>	-	-	-	\$633k	-	-
<b>Total</b>	-	-	-	\$633k	-	-

Expenditure Category	Total
Streets - Total Street Reconstruction	\$633k

## 2020 Funding Request

## Past Funding

## Total Funding

**\$352k**

Funding Source	Past	2020	2021	2022	2023	2024
<b>Borrowing</b>	-	-	-	\$352k	-	-
<b>Total</b>	-	-	-	\$352k	-	-

Expenditure Category	Total
Streets - Total Street Reconstruction	\$352k

## 2020 Funding Request

## Past Funding

## Total Funding

**\$204k**

Funding Source	Past	2020	2021	2022	2023	2024
<b>Borrowing</b>	-	-	-	-	\$204k	-
<b>Total</b>	-	-	-	-	\$204k	-

Expenditure Category	Total
Streets - Total Street Reconstruction	\$204k

**2020 Funding Request**

**Past Funding**

**Total Funding**

**\$120k**

Funding Source	Past	2020	2021	2022	2023	2024
<b>Borrowing</b>	-	-	-	-	\$120k	-
<b>Total</b>	-	-	-	-	\$120k	-

Expenditure Category	Total
Streets - Total Street Reconstruction	\$120k



**2020 Funding Request**

**Past Funding**

**Total Funding**

**\$118k**

Funding Source	Past	2020	2021	2022	2023	2024
<b>Borrowing</b>	-	-	-	-	\$118k	-
<b>Total</b>	-	-	-	-	\$118k	-

Expenditure Category	Total
Streets - Total Street Reconstruction	\$118k

**2020 Funding Request**

**Past Funding**

**Total Funding**

**\$133k**

Funding Source	Past	2020	2021	2022	2023	2024
<b>Borrowing</b>	-	-	-	-	\$133k	-
<b>Total</b>	-	-	-	-	\$133k	-

Expenditure Category	Total
Streets - Total Street Reconstruction	\$133k

**2020 Funding Request**

**Past Funding**

**Total Funding**

**\$244k**

Funding Source	Past	2020	2021	2022	2023	2024
<b>Borrowing</b>	-	-	-	-	\$244k	-
<b>Total</b>	-	-	-	-	\$244k	-

Expenditure Category	Total
Streets - Total Street Reconstruction	\$244k

**2020 Funding Request**

**Past Funding**

**Total Funding**

**\$130k**

Funding Source	Past	2020	2021	2022	2023	2024
<b>Borrowing</b>	-	-	-	-	\$130k	-
<b>Total</b>	-	-	-	-	\$130k	-

Expenditure Category	Total
Streets - Total Street Reconstruction	\$130k

**2020 Funding Request**

**Past Funding**

**Total Funding**

**\$563k**

Funding Source	Past	2020	2021	2022	2023	2024
<b>Borrowing</b>	-	-	-	-	\$563k	-
<b>Total</b>	-	-	-	-	\$563k	-

Expenditure Category	Total
Streets - Total Street Reconstruction	\$563k

## 2020 Funding Request

## Past Funding

## Total Funding

**\$1.128M**

Funding Source	Past	2020	2021	2022	2023	2024
<b>Borrowing</b>	-	-	-	-	\$1.128M	-
<b>Total</b>	-	-	-	-	\$1.128M	-

Expenditure Category	Total
Streets - Total Street Reconstruction	\$1.128M

# 433 Hagar Street - Liberty St. to Avon St.

Streets

## 2020 Funding Request

## Past Funding

## Total Funding

**\$143k**

Funding Source	Past	2020	2021	2022	2023	2024
<b>Borrowing</b>	-	-	-	-	\$143k	-
<b>Total</b>	-	-	-	-	\$143k	-

Expenditure Category	Total
Streets - Total Street Reconstruction	\$143k

**2020 Funding Request**

**Past Funding**

**Total Funding**

**\$120k**

Funding Source	Past	2020	2021	2022	2023	2024
<b>Borrowing</b>	-	-	-	-	\$120k	-
<b>Total</b>	-	-	-	-	\$120k	-

Expenditure Category	Total
Streets - Total Street Reconstruction	\$120k



## 2020 Funding Request

**\$40k**

## Past Funding

## Total Funding

**\$40k**

Funding Source	Past	2020	2021	2022	2023	2024
<b>Water</b>	-	\$40k	-	-	-	-
<b>Total</b>	-	\$40k	-	-	-	-

Expenditure Category	Total
Water - Other	\$40k

## 2020 Funding Request

**\$40k**

## Past Funding

## Total Funding

**\$84k**

Funding Source	Past	2020	2021	2022	2023	2024
<b>Water</b>	-	\$40k	-	\$44k	-	-
<b>Total</b>	-	\$40k	-	\$44k	-	-

Expenditure Category	Total
Water - Wells, Pumphouses and Reservoir	\$84k

# 494 Replace Doors at Well Houses

Water

## 2020 Funding Request

**\$60k**

## Past Funding

## Total Funding

**\$60k**

Funding Source	Past	2020	2021	2022	2023	2024
<b>Water</b>	-	\$60k	-	-	-	-
<b>Total</b>	-	\$60k	-	-	-	-

Expenditure Category	Total
Water - Wells, Pumphouses and Reservoir	\$60k

## 2020 Funding Request

**\$0.050M**

## Past Funding

## Total Funding

**\$1.400M**

Funding Source	Past	2020	2021	2022	2023	2024
<b>Water</b>	-	\$0.050M	\$0.850M	\$0.500M	-	-
<b>Total</b>	-	\$0.050M	\$0.850M	\$0.500M	-	-

Expenditure Category	Total
Water - Wells, Pumphouses and Reservoir	\$1.400M