

CITY OF LA CROSSE, WISCONSIN

**FINANCIAL STATEMENTS
WITH INDEPENDENT AUDITORS'
REPORT**

DECEMBER 31, 2018

CITY OF LA CROSSE, WISCONSIN

TABLE OF CONTENTS

DECEMBER 31, 2018

Page

3-4 Independent Auditors' Report

5-18 Management's Discussion and Analysis

BASIC FINANCIAL STATEMENTS

GOVERNMENT-WIDE FINANCIAL STATEMENTS

19 Statement of Net Position

20 Statement of Activities

FUND FINANCIAL STATEMENTS

21 Balance Sheet - Governmental Funds

22 Reconciliation of the Governmental Funds Balance Sheet to the Statement of Net Position

23 Statement of Revenue, Expenditures, and Changes in Fund Balances - Governmental Funds

24 Reconciliation of the Statement of Revenue, Expenditures, and Changes in Fund Balances of Governmental Funds to the Statement of Activities

25-26 Statement of Net Position - Proprietary Funds

27 Statement of Revenue, Expenses, and Changes in Net Position - Proprietary Funds

28-29 Statement of Cash Flows - Proprietary Funds

30 Statement of Net Position - Fiduciary Funds

31 Statement of Changes in Net Position - Fiduciary Funds

32-63 Notes to the Basic Financial Statements

CITY OF LA CROSSE, WISCONSIN

TABLE OF CONTENTS - Continued

DECEMBER 31, 2018

Page

REQUIRED SUPPLEMENTARY INFORMATION

64	Budgetary Comparison Schedule - General Fund
65	Notes to Required Supplementary Information on Budgetary Accounting and Control
66	OPEB Healthcare Defined Benefit Schedules
67	Wisconsin Retirement System Schedules
68	Wisconsin Retirement System Local Retiree Life Insurance Fund Schedules

OTHER SUPPLEMENTARY INFORMATION

69	Combining Balance Sheet - Nonmajor Governmental Funds
70	Combining Statement of Revenue, Expenditures, and Changes in Fund Balances - Nonmajor Governmental Funds
71	Combining Balance Sheet - Nonmajor Special Revenue Funds
72	Combining Statement of Revenue, Expenditures, and Changes in Fund Balances - Nonmajor Special Revenue Funds
73-74	Combining Balance Sheet - Nonmajor Capital Projects Funds
75-76	Combining Statement of Revenue, Expenditures, and Changes in Fund Balances - Nonmajor Capital Projects Funds
77	Combining Statement of Net Position - Internal Service Funds
78	Combining Statement of Revenue, Expenses, and Changes in Net Position - Internal Service Funds
79	Combining Statement of Cash Flows - Internal Service Funds
80	Combining Balance Sheet - All Agency Funds
81	Combining Statement of Changes in Assets and Liabilities - All Agency Funds

OTHER REPORT

82-84	Independent Auditors' Report on Internal Control Over Financial Reporting and on Compliance and Other Matters Based on an Audit of Financial Statements Performed in Accordance With <i>Government Auditing Standards</i>
-------	---

INDEPENDENT AUDITORS' REPORT

To the Common Council
City of La Crosse, Wisconsin

Report on the Financial Statements

We have audited the accompanying financial statements of the governmental activities, the business-type activities, each major fund, and the aggregate remaining fund information of the City of La Crosse, Wisconsin ("City"), as of and for the year ended December 31, 2018, and the related notes to the financial statements, which collectively comprise the City's basic financial statements as listed in the table of contents.

Management's Responsibility for the Financial Statements

Management is responsible for the preparation and fair presentation of these financial statements in accordance with accounting principles generally accepted in the United States of America; this includes the design, implementation, and maintenance of internal control relevant to the preparation and fair presentation of financial statements that are free from material misstatement, whether due to fraud or error.

Auditors' Responsibility

Our responsibility is to express opinions on these financial statements based on our audit. We conducted our audit in accordance with auditing standards generally accepted in the United States of America and the standards applicable to financial audits contained in *Government Auditing Standards*, issued by the Comptroller General of the United States. Those standards require that we plan and perform the audit to obtain reasonable assurance about whether the basic financial statements are free from material misstatement.

An audit involves performing procedures to obtain audit evidence about the amounts and disclosures in the financial statements. The procedures selected depend on the auditor's judgment, including the assessment of the risks of material misstatement of the financial statements, whether due to fraud or error. In making those risk assessments, the auditor considers internal control relevant to the City's preparation and fair presentation of the financial statements in order to design audit procedures that are appropriate in the circumstances, but not for the purpose of expressing an opinion on the effectiveness of the City's internal control. Accordingly, we express no such opinion. An audit also includes evaluating the appropriateness of accounting policies used and the reasonableness of significant accounting estimates made by management, as well as evaluating the overall presentation of the financial statements.

We believe that the audit evidence we have obtained is sufficient and appropriate to provide a basis for our audit opinions.

Opinions

In our opinion, the financial statements referred to above present fairly, in all material respects, the respective financial position of the governmental activities, the business-type activities, each major fund, and the aggregate remaining fund information of the City of La Crosse, as of December 31, 2018, and the respective changes in financial position, and, where applicable, cash flows thereof for the year then ended in accordance with accounting principles generally accepted in the United States of America.

Change in Accounting Principle

As described in Note 14 to the financial statements, in 2018, the City adopted new accounting guidance, GASB No. 75, *Accounting and Financial Reporting for Post-Employment Benefits Other Than Pensions*. Our opinion is not modified with respect to this matter.

Other Matters

Required Supplementary Information

Accounting principles generally accepted in the United States of America require that the management's discussion and analysis on pages 5 through 18, budgetary comparison information on pages 64 and 65, OPEB Healthcare Defined Benefit Plan Schedules on page 66, the Wisconsin Retirement System Schedules on page 67, and the Wisconsin Retirement System Local Retiree Life Insurance Fund Schedules on page 68 be presented to supplement the basic financial statements. Such information, although not a part of the basic financial statements, is required by the Governmental Accounting Standards Board, who considers it to be an essential part of financial reporting for placing the basic financial statements in an appropriate operational, economic, or historical context. We have applied certain limited procedures to the required supplementary information in accordance with auditing standards generally accepted in the United States of America, which consisted of inquiries of management about the methods of preparing the information and comparing the information for consistency with management's responses to our inquiries, the basic financial statements, and other knowledge we obtained during our audit of the basic financial statements. We do not express an opinion or provide any assurance on the information because the limited procedures do not provide us with sufficient evidence to express an opinion or provide any assurance.

Other Information

Our audit was conducted for the purpose of forming opinions on the financial statements that collectively comprise the City's basic financial statements. The combining nonmajor fund financial statements are presented for purposes of additional analysis and are not a required part of the basic financial statements.

The combining nonmajor fund financial statements are the responsibility of management and were derived from and relate directly to the underlying accounting and other records used to prepare the basic financial statements. Such information has been subjected to the auditing procedures applied in the audit of the basic financial statements and certain additional procedures, including comparing and reconciling such information directly to the underlying accounting and other records used to prepare the basic financial statements or to the basic financial statements themselves, and other additional procedures in accordance with auditing standards generally accepted in the United States of America. In our opinion, the combining nonmajor fund financial statements are fairly stated in all material respects in relation to the basic financial statements as a whole.

Other Reporting Required by Government Auditing Standards

In accordance with *Government Auditing Standards*, we have also issued a report dated September 25, 2019, on our consideration of the City of La Crosse's internal control over financial reporting and on our tests of its compliance with certain provisions of laws, regulations, contracts, and grant agreements and other matters. The purpose of that report is to describe the scope of our testing of internal control over financial reporting and compliance and the results of that testing, and not to provide an opinion on the internal control over financial reporting or on compliance. That report is an integral part of an audit performed in accordance with *Government Auditing Standards* in considering the City of La Crosse's internal control over financial reporting and compliance.

Hawkins Ash CPAs, LLP

La Crosse, Wisconsin
September 25, 2019

CITY OF LA CROSSE, WISCONSIN
MANAGEMENT'S DISCUSSION & ANALYSIS



The City of La Crosse, Wisconsin - Management's Discussion and Analysis for the year ended December 31, 2018

As management of the City of La Crosse, Wisconsin we offer readers of the City's financial statements this narrative overview and analysis of the financial activities of the City of La Crosse for the fiscal year ended December 31, 2018. We encourage the reader to consider the information presented here in conjunction with additional information that we have furnished in the City's basic financial statements, which follow this narrative.

The Financial Highlights

When revenues exceed expenses, the result is an increase in net position. When expenses exceed revenues, the result is a decrease in net position. This relationship between revenues and expenses can be considered the City's operating results. The City's net position as measured in the Statement of Net Position is one measure of the City's financial position, or financial health. Over time, increases or decreases in the City's net position, as measured in the Statement of Activities are one indicator of whether the City's financial health is improving or deteriorating. However, the City's goal is to provide services that improve the quality of life for our residents, not to generate profits as companies do. For this reason, you will need to consider many other non-financial factors, such as the condition of our roads, the traffic and business generated by having a City owned and maintained airport, the hustle and bustle and beauty of our revitalized historic downtown area, and the overall quality of life in assessing the overall health of our City.

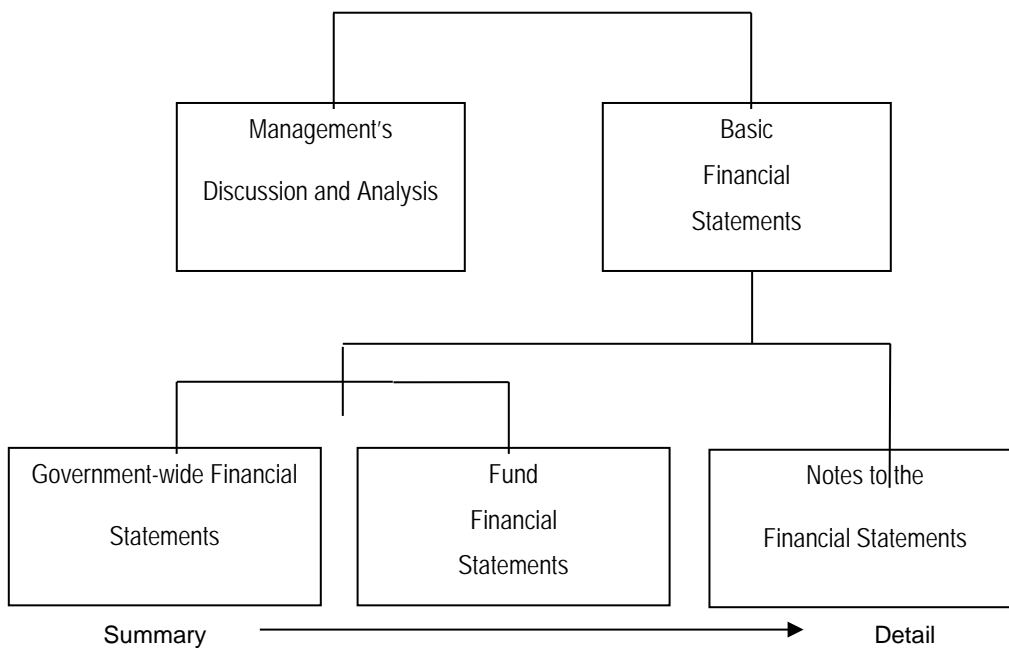
- The assets of the City of La Crosse exceeded its liabilities as of December 31, 2018 by \$415,691,168 (net position).
- The City of La Crosse's total net position of Governmental Funds and Proprietary Funds decreased by \$31,793,582.
- As of December 31, 2018, the City of La Crosse's governmental funds reported combined ending fund balances of \$74,348,533 an increase of \$639,144 in comparison with the prior year. As of December 31, 2018, the unassigned fund balance for the general fund was \$12,283,346 or approximately 22.93% of total general fund expenditures.

- The City of La Crosse’s total general obligation debt decreased by \$6,286,846, 8.15% during 2018. This decrease is attributable to the City’s rapid debt retirement practice and the continued implementation of the City’s debt model, which assists the City with planning and financing of future capital improvement projects. The City was able to fund \$7,576,986 in capital improvement projects as listed in the City’s five-year Capital Improvement Budget with new borrowed funds. Those projects included various street, streetscaping, alley, bridge, civic center, fire, library, park, storm sewer, transit, airport, and water projects.

Overview of the Financial Statements

This discussion and analysis is intended to serve as an introduction to the City of La Crosse, Wisconsin’s basic financial statements. These basic financial statements are comprised of three components: 1.) government-wide financial statements, 2.) fund financial statements, and 3.) notes to the financial statements (see Figure 1). This report also contains other supplementary information in addition to the basic financial statements themselves that will enhance the reader’s understanding of the financial condition of the City of La Crosse, Wisconsin.

**Required Components of the Annual Financial Report
Figure 1**



Basic Financial Statements

The first two statements in the basic financial statements are the **Government-wide Financial Statements**. They provide both short and long-term information about the City’s financial status.

The next statements are **Fund Financial Statements**. These statements focus on the activities of the individual parts of the City’s government. These statements provide more detail than the government-wide statements. There are three parts to the Fund Financial Statements: 1) the governmental funds statements; 2) the proprietary fund statements; and 3) the fiduciary fund statements.

The next section of the basic financial statements is the **notes**. The notes to the financial statements explain in detail some of the data contained in those statements. After the notes, **supplemental information** is provided to show details about the City's individual funds in the form of combining statements. Budgetary information can be found in this part of the statements.

Government-wide Financial Statements

The government-wide financial statements are designed to provide readers with a broad overview of the City of La Crosse's finances, in a manner similar to a private-sector business. The government-wide statements provide short and long-term information about the City's financial status as a whole.

The two government-wide statements report the City's net position and how it has changed. Net position is the difference between the City's total assets and total liabilities. Measuring net position is one way to gauge the City's financial condition.

The statement of activities presents information showing how the government's net position changed during the most recent fiscal year. All changes in net position are reported as soon as the underlying event giving rise to the change occurs, regardless of the timing of related cash flows. Thus, revenues and expenses are reported in this statement for some items that will only result in cash flows in future fiscal periods (i.e. uncollected taxes and earned but unused vacation and sick leave).

Both of the government-wide financial statements distinguish functions of the City of La Crosse that are principally supported by taxes and intergovernmental revenues (governmental activities) from other functions that are intended to recover all or a significant portion of their costs through user fees and charges (business-type activities). The government activities of the City of La Crosse include general government, public safety, public works, health and human services, culture, recreation and leisure, and conservation and development. The business-type activities of the City of La Crosse include: Airport, Parking Utility, Sanitary Sewer Utility, Sanitary Sewer District, Storm Water Utility, and a Water Utility.

The government-wide financial statements include only the activities of the City of La Crosse, Wisconsin.

Fund Financial Statements

The fund financial statements provide a more detailed look at the City's most significant activities. A fund is a grouping of related accounts that is used to maintain control over resources that have been segregated for specific activities or objectives. The City of La Crosse, Wisconsin, like all other governmental entities in Wisconsin, uses fund accounting to ensure and reflect compliance (or non-compliance) with finance-related legal requirements, such as the State of Wisconsin Statutes or the City's budget resolution. All of the funds of the City of La Crosse, Wisconsin can be divided into three categories: governmental funds, proprietary funds, and fiduciary funds.

Governmental Funds

Governmental funds are used to account for those functions reported as governmental activities in the government-wide financial statements. Most of the City's basic services are accounted for in governmental funds. These funds focus on how assets can readily be converted into cash flow in and out, and what monies are left at year-end that will be available for spending in the next year. Governmental funds are reported using an accounting method called *modified accrual accounting* which provides a short-term spending focus. As a result, the governmental fund financial statements give the reader a detailed short-term view that helps him or her determine if there are more or less financial resources available to finance the City's programs. The relationship between government activities (reported in the Statement of Net Position and the Statement of Activities) and governmental funds is described in a reconciliation that is a part of the fund financial statements.

The City of La Crosse maintains approximately 300 individual government funds. Information is presented separately in the governmental fund statement of revenues, expenditures, and changes in fund balances for the general fund, HUD Programs, and the Debt Service Fund, each of which is considered to be a major fund. Data from the remaining governmental funds are combined into a single, aggregated presentation. Individual fund data for each of these non-major governmental funds is provided in the form of combining statements elsewhere in this report.

The City of La Crosse adopts an annual appropriated budget for its general fund as required by State Statute. The budget is a legally adopted document that incorporates input from the citizens of the City, the management of the City, and the decisions of the Mayor and Council about which services to provide and how to pay for them. It also authorizes the City to obtain funds from identified sources to finance these current period activities. The budgetary comparison schedule provided for the General Fund demonstrates how well the City complied with the budget resolution and whether or not the City succeeded in providing the services as planned when the budget was adopted. The statement shows four columns: 1) the original budget as adopted by the Common Council; 2) the final budget as amended by the Common Council; 3) the actual resources, charges to appropriations, and ending balances in the General Fund; and 4) the variance between the final budget and the actual revenues and expenditures.

Proprietary Funds

The City of La Crosse maintains two different types of proprietary funds. Enterprise funds are used to report the same functions presented as business-type activities in the government-wide financial statements. The City of La Crosse uses enterprise funds to account for its Airport, Parking Utility, Sanitary Sewer Utility, Sanitary Sewer District, Storm Water Utility, and Water Utility. These funds are the same as those functions shown in the business-type activities in the Statement of Net Assets and the Statement of Activities. Internal service funds are an accounting device used to accumulate and allocate costs internally among the City of La Crosse's various functions. The City of La Crosse uses internal service funds to account for its Liability Self-Insurance program, its Worker's Comp Self-Insurance program, its Stockroom, its Employee's Health Insurance Self-Insurance program, and its Health Care Cost Containment program. Because these services predominately benefit government rather than business-type functions, they have been included within governmental activities in the government-wide financial statements.

Proprietary funds provide the same type of information as the government-wide financial statements, only in more detail. The proprietary fund financial statements provide separate information for the Airport, Parking Utility, Sanitary Sewer Utility, Sanitary Sewer District, Storm Water Utility, and Water Utility, which are considered to be major funds of the City of La Crosse. Conversely, the internal service funds are combined into a single, aggregated presentation in the proprietary fund financial statements. Individual fund data for the internal service funds is provided in the form of combining statements elsewhere in this report.

Fiduciary Funds

Fiduciary funds are used to account for resources held for the benefit of parties outside the government. Fiduciary funds are not reflected in the government-wide financial statements because the resources of those funds are not available to support the City of La Crosse's programs. The agency funds maintained by the City are primarily the tax collection fund which records the tax roll and tax collections for other taxing jurisdictions and various other trust funds. The accounting used for fiduciary funds is much like that used for governmental funds.

Notes to the Financial Statements

The notes provide additional information that is essential to a full understanding of the data provided in the government-wide and fund financial statements.

Other Information

In addition to the basic financial statements and accompanying notes, this report includes certain required supplementary information concerning the City of La Crosse, Wisconsin. Required supplementary information can be found following the notes to the financial statements.

Government-wide Financial Analysis

As noted earlier, net position may serve over time as one useful indicator of a government's financial condition. The assets of the City of La Crosse exceeded liabilities by \$415,691,168 as of December 31, 2018. The City's net position decreased by \$31,793,582 for the fiscal year ended December 31, 2018. However, the largest portion (83.48%) reflects the City's investment in capital assets (e.g. land, land improvements, buildings, and equipment); less any related debt still outstanding that was issued to acquire those items. The City of La Crosse uses these capital assets to provide services to citizens; consequently, these assets are not available for future spending. Although the City of La Crosse's investment in its capital assets is reported net of the outstanding related debt, the resources needed to repay that debt must be provided by other sources, since the capital assets cannot be used to liquidate these liabilities.

The City of La Crosse, Wisconsin's Net Position

(in thousands of dollars)

	Governmental Activities		Business-Type Activities		Total	
	2018	2017	2018	2017	2018	2017
<u>ASSETS</u>						
Assets, net of Capital Assets	\$ 171,731	\$ 161,692	\$ 31,196	\$ 34,495	\$ 202,927	\$ 196,187
Capital Assets not Depreciated	39,003	46,123	34,201	29,667	73,204	75,790
Capital Assets, net of Depreciation	199,442	183,041	143,339	144,159	342,781	327,200
TOTAL ASSETS	\$410,176	\$390,856	\$208,736	\$208,321	\$618,912	\$599,177
<u>DEFERRED OUTFLOWS OF RESOURCES</u>						
Wisconsin Retirement System Pension	23,771	18,892	1,914	1,600	25,685	20,492
DEFERRED OUTFLOWS OF RESOURCES	\$433,947	\$409,748	\$210,650	\$209,921	\$644,597	\$619,669
<u>LIABILITIES, DEFERRED INFLOWS OF RESOURCES, AND NET</u>						
<u>LIABILITIES</u>						
TOTAL LIABILITIES	\$ 113,598	\$ 88,920	\$ 29,893	\$ 26,706	\$ 143,491	\$ 115,626
<u>DEFERRED INFLOWS OF RESOURCES</u>						
Unavailable Revenue-Tax Roll	\$ 46,938	\$ 46,760	\$ 116	\$ 138	\$ 47,054	\$ 46,898
Wisconsin Retirement System Pension	34,694	8,905	3,666	754	38,360	9,659
TOTAL DEFERRED INFLOWS OF RESOURCES	\$ 81,632	\$ 55,665	\$ 3,782	\$ 892	\$ 85,414	\$ 56,557
<u>NET POSITION</u>						
Net Investment in Capital Assets	\$ 190,612	\$ 177,222	\$ 156,420	\$ 151,294	\$ 347,032	\$ 328,516
Restricted For:						
Special Revenue	1,630	2,258	-	-	1,630	2,258
Debt Service	6,472	5,384	-	-	6,472	5,384
Capital Projects	35,080	26,434	2,806	3,273	37,886	29,707
Other Activities	7,930	7,863	630	666	8,560	8,529
Unrestricted	(3,007)	46,001	17,118	27,090	14,111	73,091
TOTAL NET POSITION	\$238,717	\$265,162	\$176,974	\$182,323	\$415,691	\$447,485

An additional portion of the City's net position of \$54,547,558 (13.12%) represents resources that are subject to external restrictions on how they may be used. The remaining balance of unrestricted net position or \$14,111,728 (3.39%) may be used to meet the government's ongoing obligations to citizens or creditors.

The City's total net position decreased \$31,793,582 during the year. This decrease was comprised of a decrease in business type activities of \$5,348,060 and a decrease in the governmental type activities of \$26,445,522 during the year. This decrease was due to the application of GASB Statement 75, Other post-employment benefits.

At the end of the current fiscal year, the City of La Crosse is able to report positive balances in all three categories of net position, for the government as a whole as well as for its separate governmental and business-type activities.

Governmental Activities

Governmental activities decreased the City of La Crosse's net position by \$31,793,582. Key elements of this decrease are:

- Revenues were on a comparable level in 2018 versus 2017, although Capital Grants declined, there was an increase in Operating Grants and Charges for Service.
- The City's share of property taxes decreased by \$368,842 (-1.06%) from 2017 to 2018. Departments were required to keep 2018 budgets at 2017 levels unless increases were justified and approved by the Council. Minimal increases were granted for 2018 in various departments, mostly due to increases related to external factors such as utilities and supplies.
- Expenditures were at a lower level for 2018 compared to 2017, generally due to a decrease of \$4.1 million in Public Works and a \$1.2 million decrease in Public Safety.
- The practice of contracting in advance for approximately 66% of the City's annual fuel needs began in 2009 and now remains steady at approximately 95% in 2018 which has contributed significantly towards favorable department fuel costs.
- Plan design changes, insurance co-pays and a change in health insurance networks are having a positive impact on the City's self-insurance health fund and allowed for no increase in the funding for health insurance even though the national trend continues to rise. The City offers annual health risk assessment (HRA) opportunities to its employees and families as a proactive measure to curb potential future health insurance costs. Employees and their spouses are encouraged to participate in the health risk assessment program and are able to receive reduced monthly premium costs as an incentive to participate.

The following table represents the City's summarized operating results and their impact on net assets.

The City of La Crosse, Wisconsin's Changes in Net Position

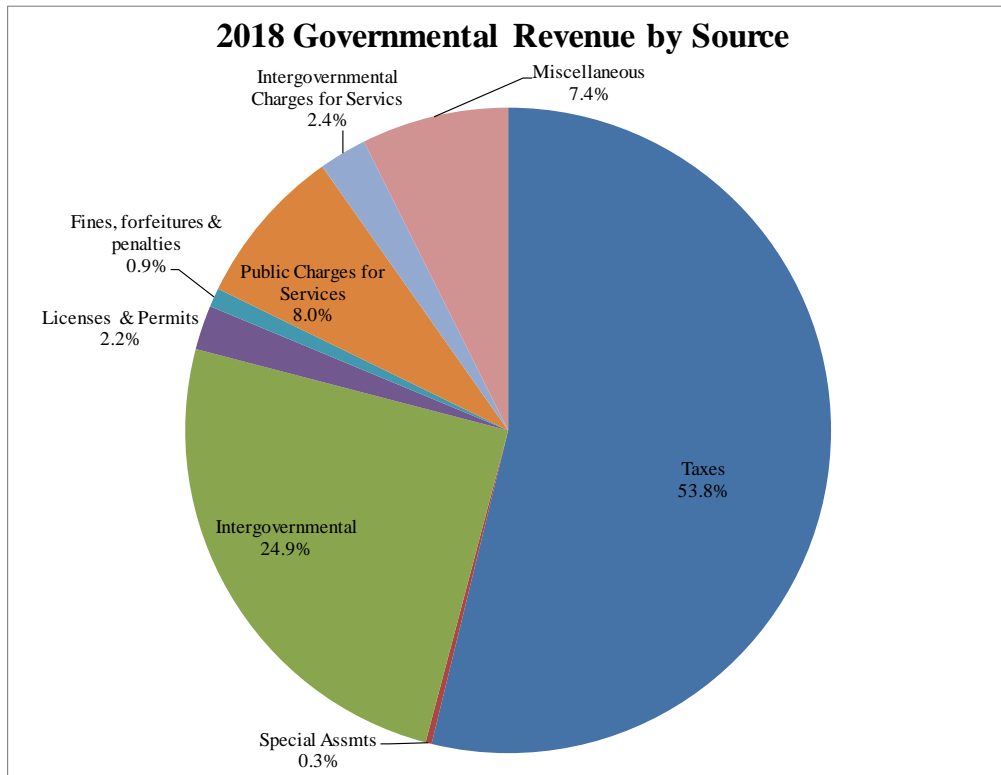
(in thousands of dollars)

	Governmental Activities		Business-Type Activities		Total	
	2018	2017	2018	2017	2018	2017
Revenues:						
Program Revenues:						
Charges for Services	\$ 14,764	\$ 14,913	\$ 20,441	\$ 20,117	\$ 35,205	\$ 35,030
Grants & Contributions	13,748	12,453	4,908	4,676	18,656	17,129
General Revenues:						
Taxes	50,814	48,897	-	-	50,814	48,897
State Shared Revenue	13,058	13,074	-	-	13,058	13,074
Interest and investment income	1,837	1,272	653	335	2,490	1,607
Miscellaneous	925	409	114	68	1,039	477
Total Revenues	\$ 95,146	\$ 91,018	\$ 26,116	\$ 25,196	\$ 121,262	\$ 116,214
Expenses:						
General Government	\$ 10,267	\$ 7,457	\$ -	\$ -	\$ 10,267	\$ 7,457
Public Safety	23,536	24,813	-	-	23,536	24,813
Public Works	17,812	21,904	-	-	17,812	21,904
Health and Human Services	236	225	-	-	236	225
Culture, Recreation and Education	15,517	15,419	-	-	15,517	15,419
Conservation & Development	12,587	11,523	-	-	12,587	11,523
Principal, Interest & Fiscal Charges	2,184	2,111	-	-	2,184	2,111
Airport	-	-	4,544	3,965	4,544	3,965
Parking	-	-	2,844	2,899	2,844	2,899
Water	-	-	4,458	4,298	4,458	4,298
Sanitary Sewer	-	-	6,351	6,976	6,351	6,976
Storm Water	-	-	942	977	942	977
Other Business-type Activities	-	-	77	77	77	77
Total Expenses	\$ 82,139	\$ 83,452	\$ 19,216	\$ 19,192	\$ 101,355	\$ 102,644
Change in Net Position before Transfers	\$ 13,007	\$ 7,566	\$ 6,900	\$ 6,004	\$ 19,907	\$ 13,570
Transfers	4,386	1,164	(4,386)	(1,164)	-	-
Change in Net Position	\$ 17,393	\$ 8,730	\$ 2,514	\$ 4,840	\$ 19,907	\$ 13,570
Net Position, beginning of year	265,162	255,396	182,323	177,483	447,485	432,879
Prior Period Adjustment		1,036	-	-	-	1,036
Net Position, end of year	\$ 282,555	\$ 265,162	\$ 184,837	\$ 182,323	\$ 467,392	\$ 447,485

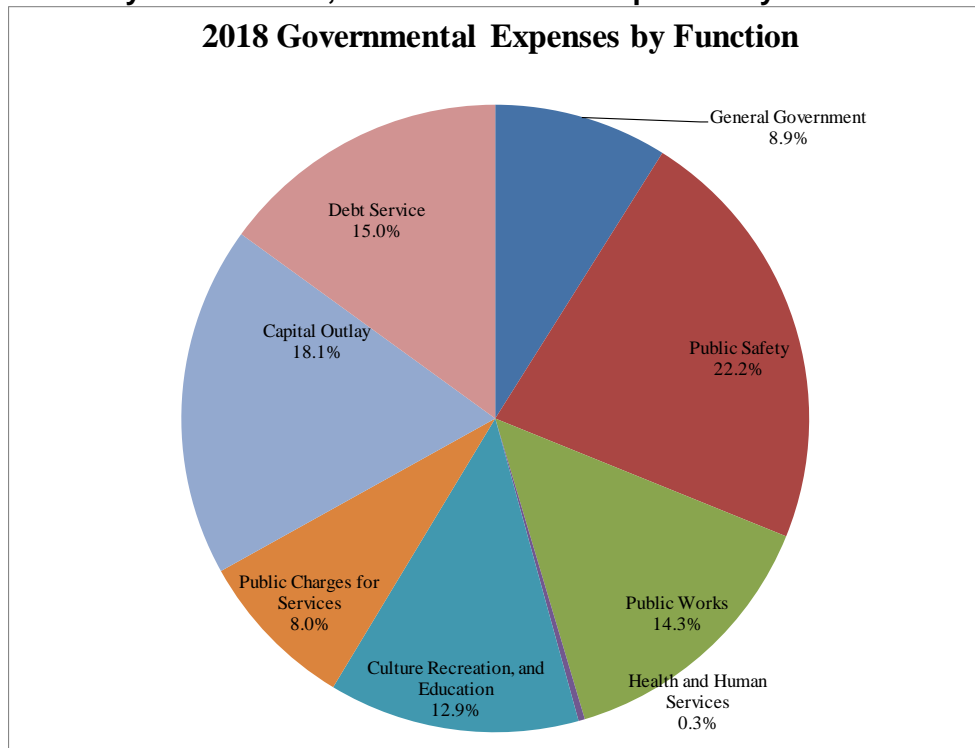
Governmental Activities expenditures were at a lower level for 2018 compared to 2017, generally due to a decrease in Public Works activities of \$4.1 million and a decrease of \$1.2 million in Public Safety.

The following two charts represent revenues by source and expenses by function for the City's Governmental Activities for 2018.

City of La Crosse, Wisconsin – 2018 Governmental Revenue by Source



City of La Crosse, Wisconsin – 2018 Expenses by Function



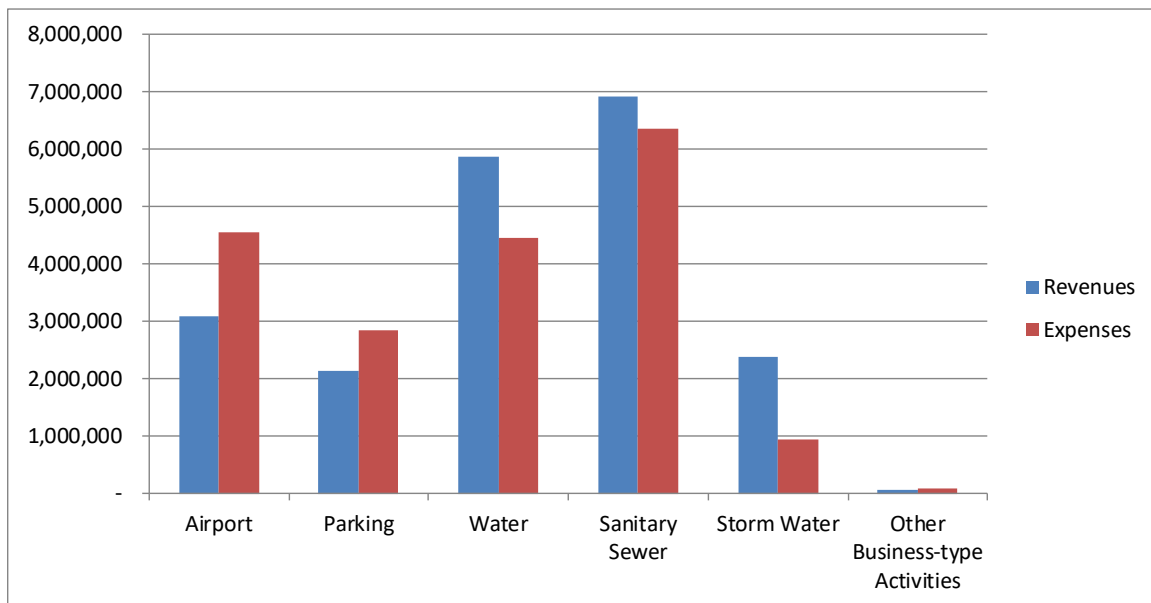
Business-type Activities

Business-type activities decreased the City's net position by \$5,348,060. The major contributing factors to this decrease for the business-type activities are as follows:

- The Water Utility is self-supporting, operating on revenues from the sales of water and from private and public fire protection. The current water rate is designed to provide a 4.0% return on rate base. The Common Council now requires that future water rates be reviewed every two years with the next review scheduled to take place in 2019.
- The current Sanitary Sewer Utility and Storm Water Utility rates are designed to meet cash requirements, be consistent with existing rate design structure to maintain equitability between different sizes and classes of customers, fund capital projects, and meet debt coverage requirements.

The following chart represents the operating revenues and expenses for 2018 for the City's Business-Type Activities.

City of La Crosse, Wisconsin – 2018 Business-Type Activities Expense & Revenue



Financial Analysis of the Governmental Funds

As noted earlier, the City of La Crosse, Wisconsin uses fund accounting to ensure and demonstrate compliance with finance-related legal requirements.

The focus of the City's governmental funds is to provide information on near-term inflows, outflows, and balances of spendable resources. Such information is useful in assessing the City's financing requirements. In particular, unassigned fund balance may serve as a useful measure of a government's net resources available for spending at the end of the fiscal year. The remaining fund balance is designated as either nonspendable, restricted, or committed to indicate that it is not available for new spending because it has already been committed for other items.

As of December 31, 2018, the City of La Crosse's governmental funds reported combined ending fund balances of \$74,348,533. Of this amount \$16,108,329 is attributable to the General Fund balance and is designated as follows: \$3,159,983 or approximately 19.62% is designated as Nonspendable; \$665,000 or approximately 4.13% is designated as Committed and \$12,283,346 or approximately 76.25% is designated as Unassigned.

The General Fund is the chief operating fund of the City of La Crosse, Wisconsin. As of December 31, 2018, the total fund balance of the general fund was \$16,108,329 of which \$12,283,346 is designated as Unassigned. This Unassigned fund balance represents approximately 22.93% of total general fund expenditures for 2018. The general fund balance decreased by \$3,545,585 in fiscal year 2018. Additionally, the 2018 annual program budget for the City's general fund identified a use of fund balance for items to be carried forward from the 2018 budget to the 2019 budget of \$548,733; \$275,119 of which was designated for increase in 2020 budgeted wage increases, \$183,614 for an ERP consulting project. Actual expenditures were more than final amended budgeted expenditures by approximately 0.08% or \$43,848. Actual revenue sources were more than the original amended budgeted revenues in the general fund by \$2,784,442 or approximately 4.8%.

The budget revenues were higher primarily due to:

- Intergovernmental charges to departments and utilities for services and products due mainly to the higher costs of fuel oil, natural gas, electricity, and the redistribution of internal service charges.
- A transfer entry was done to show revenue received for a Payment in Lieu of Taxes (PILOT) to be stated on the Financial Statements properly.

The budget expenditures were higher primarily due to:

- An entry was made to gross up convention and visitor's bureau portion of room tax for the year based on allocations of collections.

Proprietary Funds

The City of La Crosse, Wisconsin's proprietary funds provide the same type of information found in the government-wide financial statements, but in more detail.

The City of La Crosse, Wisconsin's Net Position
Business-type Funds
(in thousands of dollars)

	Net Position		Change in Net Position	
	2018	2017	2018	2017
Airport	\$ 63,413	\$ 64,941	\$ (1,528)	\$ 1,508
Parking Utility	30,539	31,360	(821)	(67)
Water Utility	30,797	32,663	(1,866)	850
Sewer Utility	35,718	39,022	(3,304)	(92)
Storm Water Utility	13,210	11,031	2,179	2,266
Sanitary Sewer District	618	618	-	12
Total	\$174,295	\$179,635	\$ (5,340)	\$ 4,477

General Fund Budgetary Highlights

Differences between the original budget and the final amended budget can be briefly summarized as follows:

- Amendments made to adjust the estimates that are used to prepare the original budget
- Amendments made to recognize new funding amounts from external sources
- Increases in appropriations that become necessary to maintain services

Actual revenues and other sources were more than budgeted revenues by \$2,784,442. Actual expenditures were more than budgeted expenditures by \$43,848.

Revenues exceeded budgetary estimates and expenditures came in over budget; the City's General Fund "Unassigned" balance decreased by \$5,906,150. The City's General Fund combined fund balance is 30.07% of 2018 General Fund actual expenditures.

Capital Asset and Debt Administration

Capital Assets

The City of La Crosse's investment in capital assets for its governmental and business-type activities as of December 31, 2018, amounts to \$415,985,747 (net of accumulated depreciation), an increase of \$12,996,227 (3.22%). This investment in capital assets includes land, buildings, building improvements, improvements other than buildings, machinery & equipment, infrastructure, and construction work in progress. The total increase in the City's investment in capital assets for the current fiscal year consisted of \$9,280,948 (4.05%) increase for governmental activities and a \$3,715,279 (2.13%) increase for business-type activities.

The following capital improvement projects for 2018 are contained and financed in the City's 2018-2022 five year Capital Improvement Program budget:

- Airport facility and runway upgrades – approximately \$3,075,000.
- Capital Equipment purchases for various departments - approximately \$1,916,400.
- Various Park projects - approximately \$2,610,000.
- Continuing upgrades to the Sanitary Sewer infrastructure - approximately \$3,626,715.
- Storm water improvement projects - approximately \$938,000.
- Various street and streetscaping improvement projects - approximately \$6,798,000.
- Various Tax Incremental Financing District projects - approximately \$7,897,393.
- Miscellaneous Water projects - approximately \$344,000.
-

The City of La Crosse, Wisconsin's Capital Assets

(in thousands of dollars)

	Governmental Activities		Business-Type Activities		Total	
	2018	2017	2018	2017	2018	2017
Land and Land Improvements	\$ 11,431	\$ 11,355	\$ 8,692	\$ 8,692	\$ 20,123	\$ 20,047
Buildings and Improvements	85,128	83,797	28,862	28,467	113,990	112,264
Machinery and Equipment	41,824	36,648	25,601	23,598	67,425	60,246
Infrastructure/systems	167,951	153,252	151,772	150,338	319,723	303,590
Construction in Progress	27,571	34,768	29,495	24,961	57,066	59,729
Less: Accumulated Depreciation	(95,461)	(90,656)	(66,881)	(62,230)	(162,342)	(152,886)
Total	\$238,444	\$229,164	\$177,541	\$173,826	\$415,985	\$402,990

Long-term Debt

The City's bond rating is AA by Standard & Poor. Due to this favorable rating the City is able to borrow at a lesser interest rate for capital projects included in its annual capital improvement budget and for other special projects.

At the end of the 2018 fiscal year, the City of La Crosse had total general obligation debt outstanding of \$70,825,795 entirely backed by the full faith and credit of the government. This represents a decrease of \$6,286,846 compared to the total general obligation debt outstanding as of the end of fiscal year 2017. This decrease is due primarily to scheduled borrowing and structured repayment of principle and interest in accordance with the City's debt model.

In 2018, the City sold two bond issues. The issues were dated May 10, 2018. Issue A was for 15 year Corporate Purpose Bonds for \$5,035,000 at a net interest rate of 2.942%. Issue B was for 10 year Promissory Notes for \$2,280,000 at a net interest rate of 2.642%. Issues A and B funded the City's \$31,993,694 annual capital improvement program budget and the various projects: Street and Streetscaping projects, Bridge projects, Storm Sewer projects, Fire projects, Water Projects, Library projects, Park projects, and Miscellaneous Tax Incremental Financing projects. The issues were rated AA by Standard & Poor's.

Wisconsin State Statutes limit the amount of general obligation debt a governmental entity may issue up to 5% of its total equalized valuation. The City of La Crosse has adopted a more stringent debt borrowing policy that states that its outstanding debt will not exceed 75% of the 5% State Statute allowable legal debt margin unless authorized by a 2/3 vote of the City Council. In addition, the City will not borrow a larger amount than is retired in the current year unless overridden by a 2/3 vote of the City Council. The current legal debt limitation for the City of La Crosse is \$193,862,770 and its outstanding debt subject to State statutory limit at December 31, 2018 is \$70,825,795 or approximately 36.53%.

The City of La Crosse, Wisconsin's Outstanding Long-Term Obligations

(in thousands of dollars)

	Governmental Activities		Business-Type Activities		Total	
	2018	2017	2018	2017	2018	2017
General Obligation bonds/notes	\$ 51,941	\$ 56,733	\$ 21,121	\$ 22,532	\$ 73,062	\$ 79,265
Mortgage revenue bonds		-		-	-	-
Other long-term obligations	49,747	20,667	8,153	2,295	57,900	22,962
Total	\$101,688	\$ 77,400	\$ 29,274	\$ 24,827	\$130,962	\$102,227

Economic Factors Influencing the City of La Crosse, Wisconsin's Future

- The 2018 unadjusted unemployment rate for the La Crosse MSA was 2.6% compared to the State average of 3.0%, and compared to the National average of 3.9%.
- Inflationary trends in the region are comparable to national indices.
- The total value of building permits in 2018 was \$129,770,000 as compared to 2017 with \$105,929,494 and 2016 with \$70,299,196.

Requests for Information

This financial report is designed to provide a general overview of the City of La Crosse, Wisconsin's finances for all those with an interest in the government's finances. Questions concerning any of the information provided in this report or requests for additional information should be addressed to the Director of Finance, 400 La Crosse Street, La Crosse, Wisconsin 54601.

CITY OF LA CROSSE, WISCONSIN

BASIC FINANCIAL STATEMENTS

CITY OF LA CROSSE, WISCONSIN
GOVERNMENT-WIDE FINANCIAL STATEMENTS

CITY OF LA CROSSE, WISCONSIN

STATEMENT OF NET POSITION

DECEMBER 31, 2018

<u>ASSETS AND DEFERRED OUTFLOWS OF RESOURCES</u>	<u>GOVERNMENTAL ACTIVITIES</u>	<u>BUSINESS-TYPE ACTIVITIES</u>	<u>TOTAL</u>
ASSETS			
Cash and investments	\$ 101,201,436	\$ 16,938,259	\$ 118,139,695
Restricted cash and investments	-	3,173,815	3,173,815
Receivables			
Taxes	46,931,429	698,629	47,630,058
Accounts and other	2,508,655	3,788,350	6,297,005
Special assessments	312,616	-	312,616
Current portion of loans receivable	141,093	-	141,093
Internal balances	(4,711,167)	4,711,167	-
Due from other governments	2,616,516	-	2,616,516
Net pension asset (Wisconsin Retirement System)	7,929,896	630,238	8,560,134
Inventories	258,484	342,218	600,702
Prepaid items	72,302	903,432	975,734
Special assessments	343,335	6,096	349,431
Loans receivable	14,126,548	-	14,126,548
Other property	-	3,375	3,375
Capital assets not being depreciated	39,002,868	34,201,221	73,204,089
Capital assets, net of accumulated depreciation	<u>199,441,892</u>	<u>143,339,766</u>	<u>342,781,658</u>
TOTAL ASSETS	<u>410,175,903</u>	<u>208,736,566</u>	<u>618,912,469</u>
DEFERRED OUTFLOWS OF RESOURCES			
Wisconsin Retirement System LRLIF	343,567	52,238	395,805
Wisconsin Retirement System pension	<u>23,427,558</u>	<u>1,861,932</u>	<u>25,289,490</u>
TOTAL DEFERRED OUTFLOWS OF RESOURCES	<u>23,771,125</u>	<u>1,914,170</u>	<u>25,685,295</u>
TOTAL ASSETS AND DEFERRED OUTFLOWS OF RESOURCES	<u>\$ 433,947,028</u>	<u>\$ 210,650,736</u>	<u>\$ 644,597,764</u>
<u>LIABILITIES, DEFERRED INFLOWS OF RESOURCES, AND NET POSITION</u>			
LIABILITIES			
Accounts payable	\$ 8,682,563	\$ 314,405	\$ 8,996,968
Accrued liabilities			
Payroll, payroll taxes	2,049,549	271,802	2,321,351
Interest	575,729	32,743	608,472
Other	81,980	-	81,980
Due to other governments	27,309	-	27,309
Due to others	222,770	-	222,770
Unearned revenue	269,861	-	269,861
Current portion of long-term obligations	10,738,802	1,454,684	12,193,486
Noncurrent portion of long-term obligations	<u>90,949,631</u>	<u>27,819,764</u>	<u>118,769,395</u>
TOTAL LIABILITIES	<u>113,598,194</u>	<u>29,893,398</u>	<u>143,491,592</u>
DEFERRED INFLOWS OF RESOURCES			
Unavailable revenue - tax roll	46,938,319	116,324	47,054,643
Healthcare OPEB	10,410,530	1,733,106	12,143,636
Wisconsin Retirement System LRLIF	44,082	6,702	50,784
Wisconsin Retirement System pension	<u>24,239,481</u>	<u>1,926,460</u>	<u>26,165,941</u>
TOTAL DEFERRED INFLOWS OF RESOURCES	<u>81,632,412</u>	<u>3,782,592</u>	<u>85,415,004</u>
NET POSITION			
Net investment in capital assets	190,611,746	156,420,136	347,031,882
Restricted for:			
Special revenue	1,629,700	-	1,629,700
Debt service	6,471,578	-	6,471,578
Capital projects	35,080,174	2,805,972	37,886,146
Other activities	7,929,896	630,238	8,560,134
Unrestricted	<u>(3,006,672)</u>	<u>17,118,400</u>	<u>14,111,728</u>
TOTAL NET POSITION	<u>238,716,422</u>	<u>176,974,746</u>	<u>415,691,168</u>
TOTAL LIABILITIES, DEFERRED INFLOWS OF RESOURCES, AND NET POSITION	<u>\$ 433,947,028</u>	<u>\$ 210,650,736</u>	<u>\$ 644,597,764</u>

The accompanying notes are an integral part of these financial statements.

CITY OF LA CROSSE, WISCONSIN
STATEMENT OF ACTIVITIES
YEAR ENDED DECEMBER 31, 2018

FUNCTIONS/PROGRAMS	EXPENSES	PROGRAM REVENUE			NET (EXPENSES) REVENUE AND CHANGES IN NET POSITION		
		CHARGES FOR SERVICES	OPERATING GRANTS AND CONTRIBUTIONS	CAPITAL GRANTS AND CONTRIBUTIONS	GOVERNMENTAL ACTIVITIES	BUSINESS-TYPE ACTIVITIES	TOTALS
GOVERNMENTAL ACTIVITIES							
General government	\$ 10,266,801	\$ 2,837,749	\$ 1,512,726	\$ -	\$ (5,916,326)		\$ (5,916,326)
Public safety							
Law enforcement	12,325,736	1,053,692	707,991	31,978	(10,532,075)		(10,532,075)
Fire protection	10,271,338	113,612	236,158	-	(9,921,568)		(9,921,568)
Other public safety	938,823	-	-	-	(938,823)		(938,823)
Public works							
Transportation	15,394,535	2,925,485	6,331,749	343,423	(5,793,878)		(5,793,878)
Storm sewer	25,187	25,386	10,861	-	11,060		11,060
Docks and harbors	20,462	46,991	-	-	26,529		26,529
Sanitation	2,371,215	13,566	180,812	-	(2,176,837)		(2,176,837)
Health and human services	236,033	158,386	1,002	-	(76,645)		(76,645)
Culture, recreation, and education							
Library	5,850,968	55,640	453,658	-	(5,341,670)		(5,341,670)
Auditorium	4,271,901	3,835,176	-	-	(436,725)		(436,725)
Parks and recreation	5,394,255	2,170,687	567,688	178,447	(2,477,433)		(2,477,433)
Conservation and development	12,587,259	1,527,680	3,191,170	-	(7,868,409)		(7,868,409)
Interest and fiscal charges	2,183,807	-	-	-	(2,183,807)		(2,183,807)
TOTAL GOVERNMENTAL ACTIVITIES	82,138,320	14,764,050	13,193,815	553,848	(53,626,607)		(53,626,607)
BUSINESS-TYPE ACTIVITIES							
Municipal Airport	4,544,391	3,079,950	-	4,096,000		\$ 2,631,559	2,631,559
Parking Utility	2,843,895	2,125,915	-	380,603		(337,377)	(337,377)
Water Utility	4,458,275	5,866,958	-	404,312		1,812,995	1,812,995
Sewer Utility	6,351,248	6,914,853	-	-		563,605	563,605
Storm Water Utility	942,012	2,382,963	-	27,031		1,467,982	1,467,982
Sanitary Sewer District	76,777	70,641	-	-		(6,136)	(6,136)
TOTAL BUSINESS-TYPE ACTIVITIES	19,216,598	20,441,280	-	4,907,946		6,132,628	6,132,628
TOTAL PRIMARY GOVERNMENT	\$ 101,354,918	\$ 35,205,330	\$ 13,193,815	\$ 5,461,794	(53,626,607)	6,132,628	(47,493,979)
GENERAL REVENUE							
Taxes							
Property taxes, levied for general purposes					34,447,486	-	34,447,486
Tax increments					12,140,297	-	12,140,297
Other taxes					4,226,614	-	4,226,614
Intergovernmental revenue not restricted to specific programs					13,057,696	-	13,057,696
Interest and investment income					1,837,418	653,274	2,490,692
Miscellaneous					925,506	113,605	1,039,111
TRANSFERS					4,385,910	(4,385,910)	-
TOTAL GENERAL REVENUE AND TRANSFERS					71,020,927	(3,619,031)	67,401,896
CHANGE IN NET POSITION					17,394,320	2,513,597	19,907,917
NET POSITION - BEGINNING					265,161,944	182,322,806	447,484,750
PRIOR PERIOD ADJUSTMENT					(89,014)	264,564	175,550
CHANGE IN ACCOUNTING PRINCIPLE					(43,750,828)	(8,126,221)	(51,877,049)
NET POSITION - ENDING					\$ 238,716,422	\$ 176,974,746	\$ 415,691,168

CITY OF LA CROSSE, WISCONSIN
FUND FINANCIAL STATEMENTS

CITY OF LA CROSSE, WISCONSIN
BALANCE SHEET
GOVERNMENTAL FUNDS
DECEMBER 31, 2018

ASSETS	GENERAL FUND	HUD PROGRAMS	BONDED CAPITAL PROJECTS	DEBT SERVICE	NONMAJOR GOVERNMENTAL FUNDS	TOTAL GOVERNMENTAL FUNDS
Cash and investments	\$ 14,265,175	\$ 478,864	\$ 23,650,727	\$ 5,072,408	\$ 34,687,247	\$ 78,154,421
Receivables						
Taxes	34,382,113	-	-	-	12,549,316	46,931,429
Accounts and other	990,636	4,511	-	-	762,649	1,757,796
Special assessments	-	-	-	-	655,951	655,951
Loans	-	9,244,502	-	1,831,923	3,191,216	14,267,641
Due from other funds	1,040,258	-	-	-	-	1,040,258
Due from other governments	9,404	254,732	-	-	2,352,380	2,616,516
Inventories	23,161	-	-	-	116,405	139,566
Prepaid items	39,758	-	-	-	32,523	72,281
Advances to other funds	3,068,754	-	32,081	1,400,000	295,082	4,795,917
TOTAL ASSETS	<u>\$ 53,819,259</u>	<u>\$ 9,982,609</u>	<u>\$ 23,682,808</u>	<u>\$ 8,304,331</u>	<u>\$ 54,642,769</u>	<u>\$ 150,431,776</u>
 <u>LIABILITIES, DEFERRED INFLOWS OF RESOURCES, AND FUND BALANCES</u>						
LIABILITIES						
Accounts payable	\$ 1,152,377	\$ 56,093	\$ 1,136,836	\$ 830	\$ 1,144,902	\$ 3,491,038
Accrued liabilities	1,951,589	-	-	-	175,318	2,126,907
Due to other funds	-	-	443,950	-	-	443,950
Due to other governments	-	-	-	-	27,309	27,309
Due to others	222,770	-	-	-	61,056	283,826
Unearned revenue	56,247	9,244,602	-	1,831,923	3,616,541	14,749,313
Advances from other funds	-	-	-	-	7,423,640	7,423,640
TOTAL LIABILITIES	<u>3,382,983</u>	<u>9,300,695</u>	<u>1,580,786</u>	<u>1,832,753</u>	<u>12,448,766</u>	<u>28,545,983</u>
DEFERRED INFLOWS OF RESOURCES						
Unavailable revenue						
Tax roll	34,327,947	-	-	-	12,549,316	46,877,263
Special assessments	-	-	-	-	659,997	659,997
TOTAL DEFERRED INFLOWS OF RESOURCES	<u>34,327,947</u>	<u>-</u>	<u>-</u>	<u>-</u>	<u>13,209,313</u>	<u>47,537,260</u>
FUND BALANCES						
Nonspendable	3,159,983	-	-	-	148,928	3,308,911
Restricted	-	681,914	22,102,022	6,471,578	13,925,938	43,181,452
Committed	665,000	-	-	-	16,697,642	17,362,642
Unassigned	12,283,346	-	-	-	(1,787,818)	10,495,528
TOTAL FUND BALANCES	<u>16,108,329</u>	<u>681,914</u>	<u>22,102,022</u>	<u>6,471,578</u>	<u>28,984,690</u>	<u>74,348,533</u>
TOTAL LIABILITIES, DEFERRED INFLOWS OF RESOURCES, AND FUND BALANCES	<u>\$ 53,819,259</u>	<u>\$ 9,982,609</u>	<u>\$ 23,682,808</u>	<u>\$ 8,304,331</u>	<u>\$ 54,642,769</u>	<u>\$ 150,431,776</u>

The accompanying notes are an integral part of these financial statements.

CITY OF LA CROSSE, WISCONSIN
RECONCILIATION OF THE GOVERNMENTAL FUNDS BALANCE SHEET
TO THE STATEMENT OF NET POSITION
DECEMBER 31, 2018

Fund balances - total governmental funds		\$ 74,348,533
<i>Amounts reported for governmental activities in the statement of net position are different because:</i>		
Capital assets used in government activities are not financial resources and, therefore, are not reported in the fund.		238,444,760
Some revenue is unavailable in the funds because they are not available to pay current period expenditures.		15,192,949
Wisconsin Retirement System net pension asset, deferred outflows of resources and deferred inflows of resources are not current financial resources and are not reported in fund statements		7,117,973
Other post-employment benefits deferred inflows of resources and deferred outflows of resources are not current financial resources and are not reported in the fund statements		(10,111,045)
Long-term liabilities are not due and payable in the current period and therefore, are not reported in the funds. Interest on long-term debt is not accrued in governmental funds, but rather is recognized as an expenditure when due. All liabilities - both current and long-term - are reported in the statement of net assets.		
Accrued interest payable	\$ (575,729)	
Bonds and notes payable, including premium	(51,940,857)	
Compensated absences	(2,505,896)	
OPEB liability	(44,113,017)	
Wisconsin Retirement System LRLIF	<u>(3,128,663)</u>	(102,264,162)
Internal service funds assets and liabilities	\$ 18,667,166	
Receivable from business-type funds for internal service activity	<u>(2,679,752)</u>	<u>15,987,414</u>
TOTAL NET POSITION OF GOVERNMENTAL ACTIVITIES		<u>\$238,716,422</u>

The accompanying notes are an integral part of these financial statements.

CITY OF LA CROSSE, WISCONSIN
STATEMENT OF REVENUE, EXPENDITURES, AND CHANGES IN FUND BALANCES
GOVERNMENTAL FUNDS
YEAR ENDED DECEMBER 31, 2018

	GENERAL FUND	HUD PROGRAMS	BONDED CAPITAL PROJECTS	DEBT SERVICE	NONMAJOR GOVERNMENTAL FUNDS	TOTAL GOVERNMENTAL FUNDS
REVENUE						
Taxes	\$ 37,833,118	\$ -	\$ -	\$ -	\$ 13,011,301	\$ 50,844,419
Special assessments	-	-	-	-	287,795	287,795
Intergovernmental	15,426,308	1,804,771	-	-	6,331,832	23,562,911
Licenses and permits	1,884,210	-	-	-	216,580	2,100,790
Fines, forfeits, and penalties	-	-	-	-	894,939	894,939
Public charges for services	2,081,027	-	-	-	5,482,953	7,563,980
Intergovernmental charges for services	1,985,260	-	-	-	277,081	2,262,341
Miscellaneous	1,035,654	1,228,276	618,273	962,133	3,119,861	6,964,197
TOTAL REVENUE	<u>60,245,577</u>	<u>3,033,047</u>	<u>618,273</u>	<u>962,133</u>	<u>29,622,342</u>	<u>94,481,372</u>
EXPENDITURES						
Current						
General government	9,144,993	-	-	-	448,348	9,593,341
Public safety	22,856,264	-	-	-	956,120	23,812,384
Public works	9,482,927	-	-	-	5,826,864	15,309,791
Health and human services	149,731	-	-	-	202,285	352,016
Culture, recreation, and education	9,615,294	-	11,806	-	4,233,366	13,860,466
Conservation and development	2,227,909	3,243,220	5,056	-	3,414,116	8,890,301
Capital outlay	81,516	-	9,324,323	-	9,993,688	19,399,527
Debt service						
Principal	-	-	-	13,286,846	190,000	13,476,846
Interest and other fiscal charges	-	-	-	2,464,100	159,914	2,624,014
TOTAL EXPENDITURES	<u>53,558,634</u>	<u>3,243,220</u>	<u>9,341,185</u>	<u>15,750,946</u>	<u>25,424,701</u>	<u>107,318,686</u>
EXCESS OF REVENUE OVER (UNDER) EXPENDITURES	<u>6,686,943</u>	<u>(210,173)</u>	<u>(8,722,912)</u>	<u>(14,788,813)</u>	<u>4,197,641</u>	<u>(12,837,314)</u>
OTHER FINANCING (USES) SOURCES						
Operating transfers in	11,958,324	475,622	18,746,675	15,960,573	4,492,866	51,634,060
Operating transfers out	(22,190,852)	(475,622)	(8,163,625)	(514,945)	(14,625,813)	(45,970,857)
Issuance of long-term debt	-	-	5,704,433	54,167	1,556,400	7,315,000
Premium on long-term debt	-	-	-	376,985	-	376,985
TOTAL OTHER FINANCING (USES) SOURCES	<u>(10,232,528)</u>	<u>-</u>	<u>16,287,483</u>	<u>15,876,780</u>	<u>(8,576,547)</u>	<u>13,355,188</u>
NET CHANGE IN FUND BALANCES	<u>(3,545,585)</u>	<u>(210,173)</u>	<u>7,564,571</u>	<u>1,087,967</u>	<u>(4,378,906)</u>	<u>517,874</u>
FUND BALANCES - BEGINNING	19,653,914	892,087	14,416,181	5,383,611	33,363,596	73,709,389
PRIOR PERIOD ADJUSTMENT	-	-	121,270	-	-	121,270
FUND BALANCES - ENDING	<u>\$ 16,108,329</u>	<u>\$ 681,914</u>	<u>\$ 22,102,022</u>	<u>\$ 6,471,578</u>	<u>\$ 28,984,690</u>	<u>\$ 74,348,533</u>

The accompanying notes are an integral part of these financial statements.

CITY OF LA CROSSE, WISCONSIN
RECONCILIATION OF STATEMENT OF REVENUE, EXPENDITURES,
AND CHANGES IN FUND BALANCES
OF GOVERNMENTAL FUNDS TO THE STATEMENT OF ACTIVITIES
YEAR ENDED DECEMBER 31, 2018

Net change in fund balances - total governmental funds \$ 517,874

Amounts reported for governmental activities in the statement of activities are different because:

The acquisition of capital assets are reported in the governmental funds as expenditures. However, for governmental activities those costs are shown in the statement of net position and allocated over their estimated useful lives as annual depreciation expense in the statement of activities.

Capital outlay reported in governmental fund statements	\$ 19,399,527	
Less noncapitalized outlay	(4,736,939)	
Depreciation expense reported in the statement of activities	<u>(4,891,758)</u>	
Amount by which capital outlays are greater than depreciation in the current period:		9,770,830

The net effect of various miscellaneous transactions involving capital assets (i.e., loss on disposal of assets) is to decrease net position: (589,373)

Some capital assets acquired during the year were financed with long-term debt. The amount of the long-term debt is reported in the governmental funds as a source of financing. In the statement of net position, however, long-term debt is not reported as a financing source, but rather constitutes a long-term liability. The amount of long-term debt issued in the governmental funds statement is: (7,315,000)

Wisconsin Retirement System net pension asset and deferred outflows of resources changes. (745,311)

Wisconsin Retirement System LRLIF liability, deferred inflows and inflows of resources, and deferred outflows of resources changes: (310,415)

Net change due to internal services funds incorporated into the statement of activities.	\$ (733,910)	
Transfers from business-type funds for internal service fund activity.	<u>7,832</u>	(726,078)

Certain employee benefits are reported in the government funds when amounts are paid. The statement of activities reports the value of benefits earned during the year.
This year the accrual of these benefits decreased by: 48,945

OPEB expense is not reported in the governmental funds. 2,696,023

Certain revenue is unavailable in the governmental funds because they are not available to pay current period expenditures. In the statement of activities, these are recorded as revenue in the current year, primarily special assessments. 1,516,923

Repayment of principal on long-term debt is reported in the governmental funds as an expenditure, but is reported as a reduction in long-term debt in the statement of net position and does not affect the statement of activities.
The amount of long-term debt principal payments in the current year: \$ 13,476,846
Less amount for business-type activities: (936,558) 12,540,288

Governmental funds report the effect of debt discounts and premiums when debt is first issued, whereas, these amounts are deferred and amortized in the statement of activities.
The net effect of these differences in the current year: (123,742)

In governmental funds interest payments on outstanding debt are reported as an expenditure when paid. In the statement of activities interest is reported as it accrues.
The amount of interest paid during the current period \$ 2,414,411
The amount of interest accrued during the current period (2,301,055)
Interest paid is greater than interest accrued by: 113,356

CHANGE IN NET POSITION - GOVERNMENTAL ACTIVITIES \$ 17,394,320

The accompanying notes are an integral part of these financial statements.

CITY OF LA CROSSE, WISCONSIN
STATEMENT OF NET POSITION
PROPRIETARY FUNDS
DECEMBER 31, 2018

	BUSINESS-TYPE ACTIVITIES						TOTALS	GOVERNMENTAL ACTIVITIES
	MUNICIPAL AIRPORT	PARKING UTILITY	WATER UTILITY	SEWER UTILITY	NONMAJOR STORM WATER UTILITY	NONMAJOR SANITARY SEWER DISTRICT	INTERNAL SERVICE	
ASSETS AND DEFERRED OUTFLOWS OF RESOURCES								
ASSETS								
CURRENT ASSETS								
Cash and investments	\$ 3,394,952	\$ 1,366,018	\$ 3,396,200	\$ 1,760,648	\$ 6,766,491	\$ 253,950	\$ 16,938,259	\$ 23,047,015
Restricted cash	68,002	-	367,843	2,737,970	-	-	3,173,815	-
Taxes receivable	-	116,323	287,164	210,245	84,897	-	698,629	-
Accounts receivable	297,072	574,862	1,183,119	1,240,025	432,224	61,048	3,788,350	750,859
Due from other funds	-	-	443,950	-	-	-	443,950	-
Inventories	11,395	-	330,817	6	-	-	342,218	118,918
Prepaid items	901,591	373	568	627	273	-	903,432	21
TOTAL CURRENT ASSETS	<u>4,673,012</u>	<u>2,057,576</u>	<u>6,009,661</u>	<u>5,949,521</u>	<u>7,283,885</u>	<u>314,998</u>	<u>26,288,653</u>	<u>23,916,813</u>
NONCURRENT ASSETS								
CAPITAL ASSETS								
Property, plant, and equipment	60,148,814	56,209,447	45,595,355	49,465,226	2,883,768	624,934	214,927,544	-
Construction in progress	22,935,378	101,307	1,267,403	2,025,626	3,165,142	-	29,494,856	-
TOTAL CAPITAL ASSETS	<u>83,084,192</u>	<u>56,310,754</u>	<u>46,862,758</u>	<u>51,490,852</u>	<u>6,048,910</u>	<u>624,934</u>	<u>244,422,400</u>	<u>-</u>
Less accumulated depreciation	18,111,343	13,126,840	16,400,226	18,779,382	141,947	321,675	66,881,413	-
NET CAPITAL ASSETS	<u>64,972,849</u>	<u>43,183,914</u>	<u>30,462,532</u>	<u>32,711,470</u>	<u>5,906,963</u>	<u>303,259</u>	<u>177,540,987</u>	<u>-</u>
OTHER ASSETS								
Net pension asset	120,054	73,070	200,445	196,462	40,207	-	630,238	-
Advances to other funds	-	2,124,158	312,104	158,967	32,494	-	2,627,723	-
Special assessments	-	-	6,096	-	-	-	6,096	-
Other property	-	-	3,375	-	-	-	3,375	-
TOTAL OTHER ASSETS	<u>120,054</u>	<u>2,197,228</u>	<u>522,020</u>	<u>355,429</u>	<u>72,701</u>	<u>-</u>	<u>3,267,432</u>	<u>-</u>
TOTAL NONCURRENT ASSETS	<u>65,092,903</u>	<u>45,381,142</u>	<u>30,984,552</u>	<u>33,066,899</u>	<u>5,979,664</u>	<u>303,259</u>	<u>180,808,419</u>	<u>-</u>
TOTAL ASSETS	<u>69,765,915</u>	<u>47,438,718</u>	<u>36,994,213</u>	<u>39,016,420</u>	<u>13,263,549</u>	<u>618,257</u>	<u>207,097,072</u>	<u>23,916,813</u>
DEFERRED OUTFLOWS OF RESOURCES								
Wisconsin Retirement System LRLIF	7,031	5,666	12,299	22,808	4,434	-	52,238	-
Wisconsin Retirement System pension	354,680	215,872	592,183	580,413	118,784	-	1,861,932	-
TOTAL DEFERRED OUTFLOWS OF RESOURCES	<u>361,711</u>	<u>221,538</u>	<u>604,482</u>	<u>603,221</u>	<u>123,218</u>	<u>-</u>	<u>1,914,170</u>	<u>-</u>
TOTAL ASSETS AND DEFERRED OUTFLOWS OF RESOURCES	<u>\$ 70,127,626</u>	<u>\$ 47,660,256</u>	<u>\$ 37,598,695</u>	<u>\$ 39,619,641</u>	<u>\$ 13,386,767</u>	<u>\$ 618,257</u>	<u>\$ 209,011,242</u>	<u>\$ 23,916,813</u>

(Continued on page 26)

The accompanying notes are an integral part of these financial statements.

CITY OF LA CROSSE, WISCONSIN
STATEMENT OF NET POSITION
PROPRIETARY FUNDS - Continued
DECEMBER 31, 2018

	BUSINESS-TYPE ACTIVITIES						GOVERNMENTAL	
	MUNICIPAL AIRPORT	PARKING UTILITY	WATER UTILITY	SEWER UTILITY	NONMAJOR STORM WATER UTILITY	NONMAJOR SANITARY SEWER DISTRICT	INTERNAL SERVICE	
<u>LIABILITIES, DEFERRED INFLOWS OF RESOURCES, AND NET NET POSITION</u>						TOTALS		
LIABILITIES								
CURRENT LIABILITIES								
Accounts payable	\$ 48,091	\$ 31,103	\$ 115,402	\$ 116,775	\$ 2,900	\$ 134	\$ 314,405	\$ 5,191,525
Accrued liabilities	49,512	32,843	100,387	79,257	9,803	-	271,802	4,622
Interest	32,743	-	-	-	-	-	32,743	-
Due to other funds	-	-	1,040,258	-	-	-	1,040,258	-
Compensated absences	30,400	32,176	148,979	122,573	-	-	334,128	-
Unearned revenue	-	-	-	-	-	-	-	53,500
Current portion of general obligation bonds	<u>377,212</u>	<u>607,662</u>	<u>135,683</u>	<u>-</u>	<u>-</u>	<u>-</u>	<u>1,120,557</u>	<u>-</u>
TOTAL CURRENT LIABILITIES	<u>537,958</u>	<u>703,784</u>	<u>1,540,709</u>	<u>318,605</u>	<u>12,703</u>	<u>134</u>	<u>3,113,893</u>	<u>5,249,647</u>
NONCURRENT LIABILITIES								
General obligation bonds	4,008,759	15,117,920	873,615	-	-	-	20,000,294	-
Post-employment benefits	<u>1,468,720</u>	<u>785,680</u>	<u>3,074,111</u>	<u>2,450,580</u>	<u>40,379</u>	<u>-</u>	<u>7,819,470</u>	<u>-</u>
TOTAL NONCURRENT LIABILITIES	<u>5,477,479</u>	<u>15,903,600</u>	<u>3,947,726</u>	<u>2,450,580</u>	<u>40,379</u>	<u>-</u>	<u>27,819,764</u>	<u>-</u>
TOTAL LIABILITIES	<u>6,015,437</u>	<u>16,607,384</u>	<u>5,488,435</u>	<u>2,769,185</u>	<u>53,082</u>	<u>134</u>	<u>30,933,657</u>	<u>5,249,647</u>
DEFERRED INFLOWS OF RESOURCES								
Unavailable revenue - tax roll	-	116,323	-	-	-	-	116,323	-
Healthcare OPEB	331,503	173,241	699,049	529,313	-	-	1,733,106	-
Wisconsin Retirement System LRLIF	902	727	1,578	2,926	569	-	6,702	-
Wisconsin Retirement System pension	<u>366,972</u>	<u>223,353</u>	<u>612,706</u>	<u>600,529</u>	<u>122,900</u>	<u>-</u>	<u>1,926,460</u>	<u>-</u>
TOTAL DEFERRED INFLOWS OF RESOURCES	<u>699,377</u>	<u>513,644</u>	<u>1,313,333</u>	<u>1,132,768</u>	<u>123,469</u>	<u>-</u>	<u>3,782,591</u>	<u>-</u>
NET POSITION								
Net investment in capital assets	60,586,878	27,458,332	29,453,234	32,711,470	5,906,963	303,259	156,420,136	-
Restricted for capital improvement	68,002	-	-	2,737,970	-	-	2,805,972	-
Restricted for other	120,054	73,070	200,445	196,462	40,207	-	630,238	-
Unrestricted	<u>2,637,878</u>	<u>3,007,826</u>	<u>1,143,248</u>	<u>71,786</u>	<u>7,263,046</u>	<u>314,864</u>	<u>14,438,648</u>	<u>18,667,166</u>
TOTAL NET POSITION	<u>63,412,812</u>	<u>30,539,228</u>	<u>30,796,927</u>	<u>35,717,688</u>	<u>13,210,216</u>	<u>618,123</u>	<u>174,294,994</u>	<u>18,667,166</u>
TOTAL LIABILITIES, DEFERRED INFLOWS OF RESOURCES, AND NET POSITION	<u>\$ 70,127,626</u>	<u>\$ 47,660,256</u>	<u>\$ 37,598,695</u>	<u>\$ 39,619,641</u>	<u>\$ 13,386,767</u>	<u>\$ 618,257</u>	<u>\$ 209,011,242</u>	<u>\$ 23,916,813</u>
							\$ 174,294,994	
							2,679,752	
							<u>\$ 176,974,746</u>	

The accompanying notes are an integral part of these financial statements.

CITY OF LA CROSSE, WISCONSIN
STATEMENT OF REVENUE, EXPENSES, AND CHANGES IN NET POSITION
PROPRIETARY FUNDS
YEAR ENDED DECEMBER 31, 2018

	BUSINESS-TYPE ACTIVITIES						TOTALS	GOVERNMENTAL ACTIVITIES
	MUNICIPAL AIRPORT	PARKING UTILITY	WATER UTILITY	SEWER UTILITY	NONMAJOR STORM WATER UTILITY	NONMAJOR SANITARY SEWER DISTRICT	TOTALS	INTERNAL SERVICE
OPERATING REVENUE								
Charges for services	\$ 3,066,473	\$ 1,156,167	\$ 4,758,133	\$ 6,552,312	\$ 2,270,702	\$ 70,641	\$ 17,874,428	\$ -
Fines, forfeits, and penalties	-	967,202	-	-	19,241	-	986,443	-
Interfund charges for services	-	-	777,595	-	-	-	777,595	12,485,928
Intergovernmental charges for services	-	-	271,264	349,793	-	-	621,057	-
Miscellaneous	23,729	22,661	73,486	76,644	98,842	-	295,362	1,732,925
TOTAL OPERATING REVENUE	<u>3,090,202</u>	<u>2,146,030</u>	<u>5,880,478</u>	<u>6,978,749</u>	<u>2,388,785</u>	<u>70,641</u>	<u>20,554,885</u>	<u>14,218,853</u>
OPERATING EXPENSES								
Operations	1,725,940	1,243,437	694,247	3,630,408	690,233	64,528	8,048,793	14,755,208
Maintenance	330,281	359,223	1,533,879	992,312	170,826	9,121	3,395,642	-
General and administrative	121,675	106,593	965,496	192,504	32,809	1,147	1,420,224	-
Depreciation	1,929,989	1,138,282	1,131,749	1,478,827	41,077	1,992	5,721,916	-
Taxes	57,551	33,770	93,504	89,591	-	-	274,416	-
TOTAL OPERATING EXPENSES	<u>4,165,436</u>	<u>2,881,305</u>	<u>4,418,875</u>	<u>6,383,642</u>	<u>934,945</u>	<u>76,788</u>	<u>18,860,991</u>	<u>14,755,208</u>
OPERATING (LOSS) INCOME	<u>(1,075,234)</u>	<u>(735,275)</u>	<u>1,461,603</u>	<u>595,107</u>	<u>1,453,840</u>	<u>(6,147)</u>	<u>1,693,894</u>	<u>(536,355)</u>
NONOPERATING (EXPENSES) REVENUE								
Interest income	113,200	74,344	112,030	186,261	161,150	6,289	653,274	489,738
Gain (loss) on disposal of capital assets	(279,825)	1,738	-	34,725	(6,554)	-	(249,916)	-
Interest expense	(99,477)	(1,000)	(37,256)	-	-	-	(137,733)	-
Amortization of premium	2,212	37,662	-	-	-	-	39,874	-
TOTAL NONOPERATING REVENUE	<u>(263,890)</u>	<u>112,744</u>	<u>74,774</u>	<u>220,986</u>	<u>154,596</u>	<u>6,289</u>	<u>305,499</u>	<u>489,738</u>
(LOSS) INCOME BEFORE TRANSFERS AND CAPITAL CONTRIBUTIONS	<u>(1,339,124)</u>	<u>(622,531)</u>	<u>1,536,377</u>	<u>816,093</u>	<u>1,608,436</u>	<u>142</u>	<u>1,999,393</u>	<u>(46,617)</u>
TRANSFER IN	259,150	-	830,928	1,230,998	387,766	-	2,708,842	-
TRANSFER (OUT)	(2,815,000)	(690,416)	(1,988,006)	(2,191,330)	-	-	(7,684,752)	(687,293)
CAPITAL CONTRIBUTIONS	<u>4,096,000</u>	<u>970,603</u>	<u>404,312</u>	<u>-</u>	<u>27,031</u>	<u>-</u>	<u>5,497,946</u>	<u>-</u>
CHANGE IN NET POSITION	201,026	(342,344)	783,611	(144,239)	2,023,233	142	2,521,429	(733,910)
NET POSITION - BEGINNING	64,941,537	31,359,917	32,662,910	39,021,892	11,030,985	617,981	179,635,222	19,401,076
PRIOR PERIOD ADJUSTMENT	-	76,059	-	-	188,505	-	264,564	-
CHANGE IN ACCOUNTING PRINCIPLE	<u>(1,729,751)</u>	<u>(554,404)</u>	<u>(2,649,594)</u>	<u>(3,159,965)</u>	<u>(32,507)</u>	<u>-</u>	<u>(8,126,221)</u>	<u>-</u>
NET POSITION - ENDING	<u>\$ 63,412,812</u>	<u>\$ 30,539,228</u>	<u>\$ 30,796,927</u>	<u>\$ 35,717,688</u>	<u>\$ 13,210,216</u>	<u>\$ 618,123</u>	<u>\$174,294,994</u>	<u>\$ 18,667,166</u>

The accompanying notes are an integral part of these financial statements.

CITY OF LA CROSSE, WISCONSIN
STATEMENT OF CASH FLOWS
PROPRIETARY FUNDS
YEAR ENDED DECEMBER 31, 2018

	BUSINESS-TYPE ACTIVITIES						GOVERNMENTAL
	MUNICIPAL AIRPORT	PARKING UTILITY	WATER UTILITY	SEWER UTILITY	NONMAJOR STORM WATER UTILITY	NONMAJOR SANITARY SEWER DISTRICT	INTERNAL SERVICE
CASH FLOWS FROM OPERATING ACTIVITIES						TOTALS	
Receipts from customers	\$ 3,001,010	\$ 2,104,304	\$ 5,226,675	\$ 7,076,230	\$ 2,403,852	\$ 76,264	\$ 19,888,335
Receipts from municipality	-	-	1,525,893	-	-	-	1,525,893
Receipts from quasi-external transactions	-	-	-	-	-	-	12,361,299
Payments to suppliers for goods and services	(1,749,053)	(1,154,977)	(1,405,538)	(2,791,422)	(477,242)	(74,796)	(7,653,028)
Payments for employees for services	(804,607)	(581,780)	(1,063,379)	(1,281,039)	(284,996)	-	(4,015,801)
Payments for employee benefits	(487,258)	(313,481)	(664,351)	(929,614)	(148,063)	-	(2,542,767)
NET CASH (USED IN) PROVIDED BY OPERATING ACTIVITIES	<u>(39,908)</u>	<u>54,066</u>	<u>3,619,300</u>	<u>2,074,155</u>	<u>1,493,551</u>	<u>1,468</u>	<u>7,202,632</u>
CASH FLOWS FROM NONCAPITAL FINANCING ACTIVITIES							
Operating transfers from other funds	-	-	830,928	1,230,998	387,766	-	2,449,692
Operating transfers to other funds	(2,555,850)	(690,416)	(1,988,006)	(2,191,330)	-	-	(7,425,602)
NET CASH (USED IN) PROVIDED BY NONCAPITAL FINANCING ACTIVITIES	<u>(2,555,850)</u>	<u>(690,416)</u>	<u>(1,157,078)</u>	<u>(960,332)</u>	<u>387,766</u>	<u>-</u>	<u>(4,975,910)</u>
CASH FLOWS FROM CAPITAL AND RELATED FINANCING ACTIVITIES							
Acquisition of property, plant, and equipment	(563,465)	(64,569)	(1,813,993)	(1,905,928)	(638,136)	-	(4,986,091)
Sale of capital assets	-	138,210	897	-	-	-	139,107
Retirement of bonds and loans	(315,000)	-	(156,558)	-	-	-	(471,558)
Interest paid	(149,829)	(168,943)	(37,256)	-	-	-	(356,028)
NET CASH FLOWS (USED IN) PROVIDED BY CAPITAL AND RELATED FINANCING ACTIVITIES	<u>(1,028,294)</u>	<u>(95,302)</u>	<u>(2,006,910)</u>	<u>(1,905,928)</u>	<u>(638,136)</u>	<u>-</u>	<u>(5,674,570)</u>
CASH FLOWS FROM INVESTING ACTIVITIES							
Interest received	113,200	74,344	112,030	186,261	161,150	6,289	653,274
NET (DECREASE) INCREASE IN CASH AND INVESTMENTS	<u>(3,510,852)</u>	<u>(657,308)</u>	<u>567,342</u>	<u>(605,844)</u>	<u>1,404,331</u>	<u>7,757</u>	<u>(2,794,574)</u>
CASH AND INVESTMENTS - BEGINNING	<u>6,973,806</u>	<u>2,023,326</u>	<u>3,196,701</u>	<u>5,104,462</u>	<u>5,362,160</u>	<u>246,193</u>	<u>22,906,648</u>
CASH AND INVESTMENTS - ENDING	<u>\$ 3,462,954</u>	<u>\$ 1,366,018</u>	<u>\$ 3,764,043</u>	<u>\$ 4,498,618</u>	<u>\$ 6,766,491</u>	<u>\$ 253,950</u>	<u>\$ 20,112,074</u>
							<u>\$ 23,047,015</u>

(Continued on page 29)

The accompanying notes are an integral part of these financial statements.

CITY OF LA CROSSE, WISCONSIN
STATEMENT OF CASH FLOWS - Continued
PROPRIETARY FUNDS
YEAR ENDED DECEMBER 31, 2018

	BUSINESS-TYPE ACTIVITIES						GOVERNMENTAL	
	MUNICIPAL AIRPORT	PARKING UTILITY	WATER UTILITY	SEWER UTILITY	NONMAJOR STORM WATER UTILITY	NONMAJOR SANITARY SEWER DISTRICT	TOTALS	INTERNAL SERVICE
RECONCILIATION OF OPERATING (LOSS) INCOME TO								
NET CASH PROVIDED BY (USED IN) OPERATING								
ACTIVITIES								
Operating (loss) income	\$(1,075,234)	\$ (735,275)	\$ 1,461,603	\$ 595,107	\$ 1,453,840	\$ (6,147)	\$ 1,693,894	\$ (536,355)
Adjustments to reconcile operating (loss) income to net cash flows from operating activities								
Depreciation	1,929,989	1,138,282	1,131,749	1,478,827	41,077	1,992	5,721,916	-
Depreciation charged to clearing	-	-	306,420	-	-	-	306,420	-
Changes in assets and liabilities								
(Increase) decrease in assets								
Receivables	(70,042)	(39,331)	123,792	97,481	15,067	5,623	132,590	(492,787)
Due from other funds	-	-	732,964	-	-	-	732,964	-
Inventories	(5,510)	-	(31,758)	-	-	-	(37,268)	7,977
WRS pension and OPEB obligations	(1,389,586)	(370,962)	(1,902,430)	(2,643,140)	(32,129)	-	(6,338,247)	-
Prepaid items	162,542	(12)	61	49	(1)	-	162,639	89,785
Increase (decrease) in liabilities								
Accounts payable	(738,638)	(277,623)	(30,024)	(2,509)	(24,149)	-	(1,072,943)	539,365
Accrued liabilities	(814)	(2,116)	31,962	2,575	(533)	-	31,074	567
Due to other funds	-	-	15,334	-	-	-	15,334	-
Unavailable revenue	(19,150)	(2,395)	-	-	-	-	(21,545)	(4,002)
Compensated absences	4,198	(2,860)	(11,717)	11,702	-	-	1,323	-
OPEB obligations	1,324,879	346,358	1,791,344	2,534,063	40,379	-	6,037,023	-
Total adjustments	1,197,868	789,341	2,157,697	1,479,048	39,711	7,615	5,671,280	140,905
NET CASH PROVIDED BY (USED IN)								
 OPERATING ACTIVITIES	\$ 122,634	\$ 54,066	\$ 3,619,300	\$ 2,074,155	\$ 1,493,551	\$ 1,468	\$ 7,365,174	\$ (395,450)
RECONCILIATION OF CASH AND INVESTMENTS PER								
STATEMENT OF CASH FLOWS TO THE STATEMENT OF								
NET POSITION								
Cash and investments	\$ 3,394,952	\$ 1,366,018	\$ 3,396,200	\$ 1,760,648	\$ 6,766,491	\$ 253,950	\$ 16,938,259	\$ 23,047,015
Restricted cash	68,002	-	367,843	2,737,970	-	-	3,173,815	-
TOTAL	\$ 3,462,954	\$ 1,366,018	\$ 3,764,043	\$ 4,498,618	\$ 6,766,491	\$ 253,950	\$ 20,112,074	\$ 23,047,015
NONCASH INVESTING, CAPITAL, AND FINANCING								
ACTIVITIES								
Capital contributions	\$ 4,096,000	\$ 970,603	\$ 404,312	\$ -	\$ 27,031	\$ -	\$ 5,497,946	\$ -

The accompanying notes are an integral part of these financial statements.

CITY OF LA CROSSE, WISCONSIN
STATEMENT OF NET POSITION
FIDUCIARY FUNDS
DECEMBER 31, 2018

<u>ASSETS</u>	<u>EMPLOYEE BENEFIT TRUST</u>	<u>PRIVATE- PURPOSE TRUSTS</u>	<u>WORKER COMPENSATION WMMIC</u>	<u>AGENCY FUNDS</u>
Cash and investments	\$ 393,659	\$ 277,421	\$ 20,223	\$23,778,685
Taxes receivable	-	-	-	31,415,219
Accounts receivable	-	-	-	14,670
TOTAL ASSETS	<u>\$ 393,659</u>	<u>\$ 277,421</u>	<u>\$ 20,223</u>	<u>\$55,208,574</u>
 <u>LIABILITIES AND NET POSITION</u>				
LIABILITIES				
Accounts payable	\$ 81,902	\$ -	\$ -	\$ 11,221
Due to other governments	-	-	-	55,099,351
Due to others	-	-	-	98,002
TOTAL LIABILITIES	81,902	-	-	55,208,574
 NET POSITION				
Held in trust	311,757	277,421	20,223	-
TOTAL LIABILITIES AND NET POSITION	<u>\$ 393,659</u>	<u>\$ 277,421</u>	<u>\$ 20,223</u>	<u>\$55,208,574</u>

The accompanying notes are an integral part of these financial statements.

CITY OF LA CROSSE, WISCONSIN
STATEMENT OF CHANGES IN NET POSITION
FIDUCIARY FUNDS
YEAR ENDED DECEMBER 31, 2018

	<u>EMPLOYEE BENEFIT TRUST</u>	<u>PRIVATE- PURPOSE TRUSTS</u>	<u>WORKERS' COMPENSATION WMMIC</u>
ADDITIONS			
Contributions			
Plan members	\$ 487,469	\$ -	\$ -
Private donations	-	-	267,679
Interest	-	6,808	-
TOTAL ADDITIONS	<u>487,469</u>	<u>6,808</u>	<u>267,679</u>
DEDUCTIONS			
Administrative expenses	472,701	-	-
Forfeiture transfer	-	-	274,540
TOTAL DEDUCTIONS	<u>472,701</u>	<u>-</u>	<u>274,540</u>
CHANGE IN NET POSITION	14,768	6,808	(6,861)
NET POSITION - BEGINNING	<u>296,989</u>	<u>270,613</u>	<u>27,084</u>
NET POSITION - ENDING	<u>\$ 311,757</u>	<u>\$ 277,421</u>	<u>\$ 20,223</u>

The accompanying notes are an integral part of these financial statements.

CITY OF LA CROSSE, WISCONSIN
NOTES TO THE BASIC FINANCIAL STATEMENTS

CITY OF LA CROSSE, WISCONSIN
NOTES TO BASIC FINANCIAL STATEMENTS
DECEMBER 31, 2018

NOTE 1 - Summary of Significant Accounting Policies

The financial statements of the City of La Crosse (the "City") have been prepared in conformity with generally accepted accounting principles (GAAP), as applied to government units.

The Governmental Accounting Standards Boards (GASB) is the accepted standard-setting body for establishing governmental accounting and financial reporting principles. The significant accounting principles and policies utilized by the City are described below.

Reporting Entity

The City of La Crosse, Wisconsin was incorporated under the provisions of Chapter 280, Laws of Wisconsin, 1883. The City operates under a Council-Mayor form of government and provides the following services as authorized by its charter: public safety (police and fire), highways and streets, sanitation, health and social services, culture-recreation, education, public improvements, planning and zoning, and general administrative services.

The City's basic financial statements do not include any component units, as defined in GASB 14 and amended by GASB 39 and GASB 61, as there are no organizations which meet the criterion.

The basis criterion for including a legally separate organization as a component unit is the degree of financial accountability the City has with the organization. A financial benefit or burden relationship needs to be present between the primary government and that organization for it to be included in the reporting entity as a component unit. The following circumstances set forth the City's financial accountability for a legally separate organization:

- a. The City is financially accountable if it appoints a voting majority of the Organization's governing body and (1) it is able to impose its will on that organization or (2) there is a potential for the organization to provide specific financial benefits to, or impose specific financial burdens on the City.
- b. The City may be financially accountable if an organization is fiscally dependent on the City regardless of whether the organization has (1) a separately elected governing board, (2) a governing board appointed by a higher level of government, or (3) a jointly appointed governing board.

In addition, the primary government may determine, through exercise of management's professional judgment, that the inclusion of an organization that does not meet the financial accountability criteria is necessary in order to prevent the reporting entity's financial statements from being misleading.

This report includes all of the funds of the City of La Crosse, Wisconsin. The reporting entity for the City is based upon criteria established by Governmental Accounting Standards Board. All functions of the City for which it exercises oversight responsibility are included. The oversight responsibility includes, but is not limited to, financial interdependency, selection of governing authority, designation of management, ability to significantly influence operations, accountability for fiscal matters and special financing relationships. The report contains the La Crosse Public Library, La Crosse Center, La Crosse Municipal Airport, La Crosse Water Utility, Tax Incremental Districts No. 5, 6, 7, 8, 9, 10, 11, 12, 13, 14, 15, 16, and 17 and other funds and departments which are part of the City.

CITY OF LA CROSSE, WISCONSIN
NOTES TO BASIC FINANCIAL STATEMENTS - Continued
DECEMBER 31, 2018

NOTE 1 - Summary of Significant Accounting Policies - Continued

The financial statements exclude the accounts of the City of La Crosse Housing Authority. The Housing Authority is a separate legal entity that administers federal and state funds to improve housing conditions in the City. Although the Governing Board is appointed by the Mayor and approved by the City Council, the City does not have the ability to impose its will on the Housing Authority nor does a financial benefit or burden exist with the Housing Authority. The grantor agencies and Housing Authority Board control the management, budget, and policies of the Housing Authority.

The financial statements also exclude the accounts of the La Crosse Public Schools and Winding Rivers Library System because these entities operate with separate governing boards that are not under the control or oversight of the City.

Basis of Presentation

Government-Wide Financial Statements

While separate government-wide and fund financial statements are presented, they are interrelated. The governmental activities column incorporates data from governmental funds and internal service funds, while business-type activities incorporate data from the government's proprietary funds. Separate financial statements are provided for governmental funds, proprietary funds, and fiduciary funds, even though the latter are excluded from the government-wide financial statements.

As a general rule, the effect of interfund activity has been eliminated from the government-wide financial statements. Exceptions to this general rule are payments in lieu of taxes where the amounts are reasonably equivalent in value to the interfund services provided and other charges between the government's water and sewer functions and various other functions of the government. Elimination of these charges would distort the direct costs and program revenue reported for the various functions concerned.

The statement of activities demonstrates the degree to which the direct expenses of a given function or segment are offset by program revenue. Direct expenses are those that are clearly identifiable with a specific function or segment. The City does not allocate indirect expenses to functions in the statement of activities. Program revenue includes 1) charges to customers or applicants who purchase, use or directly benefit from goods, services, or privileges provided by a given function or segment, and 2) grants and contributions that are restricted to meeting the operational or capital requirements of a particular function or segment. Taxes and other items not included among program revenue are reported as general revenue.

Fund Financial Statements

The fund financial statements provide information about the government's funds, including its fiduciary funds. Separate statements for each fund category - governmental, proprietary, and fiduciary - are presented. The emphasis of fund financial statements is on major governmental and proprietary funds, each displayed in a separate column. All remaining governmental and proprietary funds are aggregated and reported as nonmajor funds. Major individual governmental and proprietary funds are reported as separate columns in the fund financial statements. A fund is considered major if it is the primary operating fund of the City or meets the following criteria:

- a. Total assets, liabilities, revenue, or expenditures/expenses of that individual governmental or enterprise fund are at least 10 percent of the corresponding total for all funds of that category or type, and
- b. The same element of the individual governmental fund or enterprise fund that met the 10 percent test is at least 5 percent of the corresponding total for all governmental and enterprise funds combined.
- c. In addition, any other governmental or proprietary fund that the City believes is particularly important to financial statement users may be reported as a major fund.

CITY OF LA CROSSE, WISCONSIN
NOTES TO BASIC FINANCIAL STATEMENTS - Continued
DECEMBER 31, 2018

NOTE 1 - Summary of Significant Accounting Policies - Continued

The City reports the following major governmental funds:

General Fund - The General Fund is used to account for all financial resources, except those required to be accounted for in another fund.

HUD Programs Fund - The HUD programs fund is used to account for revenue and expenditures of Community Development Block Grant Funds and HOME Partnership program funds.

Debt Service Fund - The Debt Service Fund is used to account for the accumulation of resources for, and the payment of, general long-term debt principal, interest, and related costs.

Bonded Capital Projects Fund - The bonded capital projects fund is used to account for ongoing capital projects.

The City reports the following major proprietary funds:

Municipal Airport - This fund accounts for the operation, maintenance, and construction projects related to the airport.

Parking Utility - This fund is used to account for the operation, maintenance, and construction of the City's parking facilities as well as on-street parking.

Water Utility - All activities necessary to provide water services to residents of the City and outlying areas. Fund activities include administration, billing and collection, operations, maintenance, and financing.

Sewer Utility - This fund is used to account for sewage fees, collected from customers connected to the City's sewer system and for all expenses of operating this system.

Additionally, the City reports the following fund types:

Internal Service Funds - Internal Service Funds are used to account for funds that provide goods and services to other funds and departments within the City. The City has established six internal service funds that are used to provide liability self-insurance, workers' compensation self-insurance, stockroom services, health self-insurance, health cost containment, and fuel management.

Fiduciary Fund Types - Trust and Agency Funds are used to account for assets held by the City in a trustee capacity, or as an agent for individual, private organizations, other governments, and/or other funds. These include Expendable Trust Funds & Agency Funds.

During the course of operations, the government has activity between funds for various purposes. Any residual balances outstanding at year end are reported as due from/to other funds and advances to/from other funds. While these balances are reported in fund financial statements, certain eliminations are made in the preparation of the government-wide financial statements. Balances between the funds included in governmental activities are eliminated so that only the net amount is included as internal balances in the governmental activities column. Similarly, balances between the funds included in business-type activities are eliminated so that only the net amount is included as internal balances in the business-type activities column.

CITY OF LA CROSSE, WISCONSIN
NOTES TO BASIC FINANCIAL STATEMENTS - Continued
DECEMBER 31, 2018

NOTE 1 - Summary of Significant Accounting Policies - Continued

Further, certain activity occurs during the year involving transfers of resources between funds. In fund financial statements these amounts are reported at gross amounts as transfers in and out. While reported in fund financial statements, certain eliminations are made in the preparation of the government-wide financial statements. Transfers between the funds included in governmental activities are eliminated so that only the net amount is included as transfers in the governmental activities column. Similarly, balances between the funds included in business-type activities are eliminated so that only the net amount is included as transfers in the business-type activities column.

Measurement and Basis of Accounting

The accounting and financial reporting treatment is determined by the applicable measurement focus and basis of accounting. Measurement focus indicates the type of resources being measured such as current financial resources or economic resources. The basis of accounting indicates the timing of transactions or events for recognition in the financial statements.

The government-wide financial statements are reported using the economic resources measurement focus and the accrual basis of accounting. Revenue is recorded when earned and expenses are recorded when a liability is incurred, regardless of the timing of related cash flows. Property taxes are recognized as revenue in the year for which they are levied. Grants and similar items are recognized as revenue as soon as all eligibility requirements imposed by the provider have been met.

The governmental fund financial statements are reported using the current financial resources measurement focus and the modified accrual basis of accounting. Revenue is recognized as soon as it is both measurable and available. Revenue is considered to be available when they are collectible within the current period or soon enough thereafter to pay liabilities of the current period. For this purpose, the government considers revenue to be available if they are collected within 90 days of the end of the current fiscal period. Expenditures generally are recorded when a liability is incurred, as under accrual accounting. However, debt service expenditures, as well as expenditures related to compensated absences, and claims and judgments, are recorded only when payment is due. General capital asset acquisitions are reported as expenditures in governmental funds. Issuance of long-term debt and acquisitions under capital leases are reported as other financing sources.

Property taxes are recorded in the year levied as receivables and unavailable revenue. They are recognized as revenue in the succeeding year when services financed by the levy are being provided. Special assessments are recorded as revenue when they become measurable and available as current assets. Sales taxes, franchise taxes, licenses, and interest associated with the current fiscal period are all considered to be susceptible to accrual and so have been recognized as revenue of the current fiscal period. Grants are recorded as revenue when all eligibility requirements are met, including any time requirements, and the amount is received during the period or within the availability period for this revenue source (within 60 days of year end). Expenditure-driven grants are recognized as revenue when the qualifying expenditures have been incurred and all other eligibility requirements have been met, and the amount is received during the period or within the availability period for this revenue source (within 60 days of year end). All other revenue items are considered to be measurable and available only when cash is received by the government.

The proprietary funds and internal service funds are reported using the economic resources measurement focus and accrual basis of accounting. The agency fund has no measurement focus but utilizes the accrual basis of accounting for reporting its assets and liabilities.

CITY OF LA CROSSE, WISCONSIN
NOTES TO BASIC FINANCIAL STATEMENTS - Continued
DECEMBER 31, 2018

NOTE 1 - Summary of Significant Accounting Policies - Continued

The proprietary funds distinguish *operating* revenue and expenses from *nonoperating* items. Operating revenue and expenses generally result from providing services and producing and delivering goods in connection with a proprietary fund's principal ongoing operations. The principal operating revenue of the water and sewer utilities are charges to customers for sales and services. Operating expenses for proprietary funds include the cost of sales and services, administrative expenses, and depreciation on capital assets. All revenue and expenses not meeting this definition are reported as nonoperating revenue and expenses.

Cash and Investments - Cash and investments, as classified in the statement of cash flows, consists of highly liquid investments with an initial maturity of three months or less.

Accounts Receivable - Accounts receivable are recorded at gross amounts. No allowance for uncollectible accounts has been provided since it is believed that the amount of such allowance would not be material. No provision for uncollectible accounts receivable has been made in the accompanying proprietary fund financial statements because the water and sewer utility has the right to place delinquent bills on the tax roll.

Due To/From Advance To/From Other Funds - During the course of operations, transactions occur between individual funds that may result in amounts owed between funds. Short-term interfund loans are reported as due to and from other funds. Long-term interfund loans (noncurrent portion) are reported as advances from and to other funds. In the governmental fund financial statements, advances to other funds are offset equally by a fund balance reserve account which indicates that they do not constitute expendable available financial resources and, therefore, are not available for appropriation. Eliminations have been made for amounts due to/from and advance to/from within the same fund type on the government-wide statements.

Interfund Transactions - Non-exchange transactions which are not borrowing/lending (will not be repaid) are recorded as operating transfers, and exchange transactions are recorded as revenue and expenses. Nonrecurring or non-routine permanent transfers of equity are reported as residual equity transfers.

Inventory - Inventory is priced at the lower of cost (first-in, first-out) or market. The cost of governmental fund-type inventories are recorded as expenditures when purchased. A nonspendable fund balance has been recognized for inventory to signify that a portion of fund balance is not available for other subsequent expenditures.

Prepaid Items - Cash payments benefiting future periods have been recorded as prepaid items. They will be reflected as expenditures or expenses when incurred in the subsequent year. A nonspendable fund balance has been recognized for prepaid items to signify that a portion of fund balance is not available for other subsequent expenditures.

Restricted Cash and Investments - Restricted cash and investments are restricted assets set aside for longer term goals. The City's restricted cash includes the following:

DNR Replacement Fund - Resources set aside for repairs and maintenance of the sewer plant as required by the Wisconsin Department of Natural Resources.

CITY OF LA CROSSE, WISCONSIN
NOTES TO BASIC FINANCIAL STATEMENTS - Continued
DECEMBER 31, 2018

NOTE 1 - Summary of Significant Accounting Policies - Continued

Capital Assets - Capital assets, which include property, plant, equipment, and infrastructure, are reported at cost or estimated historical cost. Contributed assets are reported at estimated fair value at the time received. General infrastructure assets, such as roads, bridges, curbs, gutters, streets, sidewalks and drainage and lighting systems, acquired prior to January 1, 2003, are reported at estimated historical cost using deflated replacement cost. Capital assets are depreciated using the straight-line method. The cost of normal maintenance and repairs that do not add to the value of the asset or materially extend asset lives are not capitalized. Water, sewer, and storm water utility assets are being depreciated using rates prescribed by the Wisconsin Public Service Commission.

Major capital outlays for capital assets of business-type activities are included as part of the capitalized value of the assets constructed. Interest expenses incurred during construction were not capitalized as part of the additions to capital assets.

Capitalization thresholds and the estimated useful lives for the City are as follows:

Capital Asset Category	Capitalization Threshold	Estimated Useful Life
Infrastructure	\$ 5,000	75
Land	-	N/A
Land improvements	5,000	10-100
Buildings/structures/building improvements	5,000	40-100
Machinery and equipment	5,000	10-100
Vehicles	5,000	10-30

Debt Premiums and Discounts - In the government-wide and proprietary fund financial statements, debt premiums and discounts are deferred and amortized over the life of the debt. Long-term debt is reported net of the applicable debt premium or discount.

In the fund financial statements, governmental fund types recognize premiums and discounts during the current period. The face amount of debt issued is reported as other financing sources. Premiums on debt issuance are reported as other financing sources while discounts on debt issuance are reported as other financing uses.

Compensated Absences - It is the City's policy to permit employees to accumulate earned but unused vacation, sick, and comp pay benefits. Vacation, sick, and comp pay is accrued when incurred in the government-wide and proprietary funds financial statements. Vacation, sick, and comp pay that is expected to be liquidated with expendable available financial resources is reported as an expenditure and fund liability of the governmental fund that will pay it.

Pensions - For purposes of measuring the net pension (asset), deferred outflows of resources related to pensions, and pension expense, information about the fiduciary net position of the Wisconsin Retirement System (WRS) and additions to WRS' fiduciary net position have been determined on the same basis as they are reported by WRS. For this purpose, benefit payments (including refunds of employee contributions) are recognized when due and payable in accordance with the benefit terms. Investments are reported at fair value.

CITY OF LA CROSSE, WISCONSIN
NOTES TO BASIC FINANCIAL STATEMENTS - Continued
DECEMBER 31, 2018

NOTE 1 - Summary of Significant Accounting Policies - Continued

Other Post-Employment Benefits (OPEB) LRLIF - The fiduciary net position of the local retiree life insurance fund (LRLIF) has been determined using the flow of economic resources measurement focus and the accrual basis of accounting. This includes for purposes of measuring the net OPEB liability, deferred outflows of resources, and deferred inflows of resources related to other post-employment benefits, OPEB expense, and information about the fiduciary net position of the LRLIF and additions to/deductions from LRLIFs fiduciary net position have been determined on the same basis as they are reported by LRLIF. For this purpose, benefit payments (including refunds of employee contributions) are recognized when due and payable in accordance with the benefit terms. Investments are reported at fair value.

Other Post-Employment Benefits (OPEB) Healthcare - The fiduciary net position of the OPEB healthcare has been determined using the flow of economic resources measurement focus and the accrual basis of accounting. This includes for purposes of measuring the net OPEB liability, deferred outflows of resources, and deferred inflows of resources related to OPEB healthcare, OPEB healthcare expense, and information about the fiduciary net position of the OPEB healthcare and additions to/deductions from OPEB healthcare's fiduciary net position have been determined on the same basis. For this purpose, benefit payments are recognized when due and payable in accordance with the benefit terms. Investments are reported at fair value.

Deferred Outflows and Inflows of Resources - In addition to assets, the statement of net position will sometimes report a separate section for deferred outflows of resources. The separate financial statement element represents a consumption of net position that applies to future periods and will not be recognized as an outflow of resources (expense/ expenditure) until then. The City has two items that qualify for reporting in this category. It is the Wisconsin Retirement System pension and results from changes in the pension plan and LRLIF OPEB changes.

In addition to liabilities, the statement of net position will sometimes report a separate section for deferred inflows of resources. The separate financial statement element represents an acquisition of net position which applies to future periods and so will not be recognized as an inflow of resources (revenue) until then. The City has four items that qualify for reporting in this category: Unavailable revenue, Wisconsin Retirement System pension, LRLIF OPEB, and Healthcare OPEB. A deferred inflow from unavailable revenue arises under a modified accrual basis of accounting. The unavailable revenue is from two sources: property taxes and special assessments. These amounts are deferred and recognized as an inflow in the period the amount becomes available. The Wisconsin Retirement System pension results from changes in pension trust.

Claims and Judgments - They are recorded as liabilities if all the conditions of Governmental Accounting Standards Board pronouncements are met. Claims and judgments that would normally be liquidated with expendable available financial resources are recorded during the year as expenditures in the governmental funds. If they are not to be liquidated with expendable available financial resources, no liability is recognized in the governmental fund statements. The related expenditure is recognized when the liability is liquidated. Claims and judgments are recorded in the government-wide statements and proprietary funds as expenses when the related liabilities are incurred. There were no significant claims or judgments at year end.

Net Position Classifications - Net position represents the difference between the total assets and deferred outflows of resources and the total liabilities and deferred inflows of resources. Net investment in capital assets consists of capital assets, net of accumulated depreciation, reduced by the outstanding balances of any borrowings used for the acquisition, construction or improvement for those assets. Net position is reported as restricted when there are limitations imposed on their use through external restrictions imposed by creditors, grantors or laws or regulations of other governments.

CITY OF LA CROSSE, WISCONSIN
NOTES TO BASIC FINANCIAL STATEMENTS - Continued
DECEMBER 31, 2018

NOTE 1 - Summary of Significant Accounting Policies - Continued

Fund Balance Classifications - The City classifies its fund equity as follows:

1. Nonspendable fund balance consists of equity not in a spendable form or is legally or contractually required to be maintained intact.
2. Restricted fund balance consists of equity constrained to specific purposes by their providers, externally imposed by creditors, constitutional provisions or by enabling legislation.
3. Committed fund balance consists of equity constrained to specific purposes by the City itself, using its highest level of decision making authority - City Council policies.
4. Assigned fund balance consists of equity the governing body intends to use for a specific purpose, intent can be expressed by the governing body. The City Council has authorized the Finance Director to assign fund balances through its financial management policy.
5. Unassigned fund balance consists of equity available for any purpose.

When net losses occur, it is the City's policy to record the net loss against committed fund balance, then assigned fund balance, and lastly to unassigned fund balance. The City applies restricted resources when an expense is incurred for purposes for which both restricted and unrestricted net position are available.

State and Federal Aids - State general and categorical aids are recognized as revenue in the entitlement year. Federal aids and certain state aids for reimbursable programs are recognized as revenue in the year related program expenditures are incurred. Aids received prior to meeting revenue recognition criteria are recorded as deferred revenue.

Use of Estimates - The preparation of financial statements in conformity with accounting principles generally accepted in the United States of America requires management to make estimates and assumptions that affect the reported amounts of assets and liabilities and disclosure of contingent assets and liabilities at the date of the financial statements and the reported amounts of revenue and expenses during the reporting period. Actual results could differ from those estimates.

Change in Accounting Principle - The City has implemented GASB Statement No. 75 *Accounting and Financial Reporting for Post-employment Benefits Other Than Pensions* in 2018.

NOTE 2 - Cash and Investments

State statutes permit the City to invest available cash balances, other than debt service funds, in time deposits of authorized depositories, state obligations, U.S. Treasury obligations, U.S. agency issues, repurchase agreements and other investments secured by federal securities, high grade commercial paper, and the local government pooled-investment fund administered by the state investment board. Available balances in the Debt Service Fund may be invested in municipal obligations, obligations of the United States and the local government pooled-investment fund. No significant violations of these restrictions occurred during the year.

CITY OF LA CROSSE, WISCONSIN
NOTES TO BASIC FINANCIAL STATEMENTS - Continued
DECEMBER 31, 2018

NOTE 2 - Cash and Investments - Continued

As of December 31, 2018, the City had the following investments:

<u>INVESTMENT</u>	<u>WEIGHTED AVERAGE MATURITIES</u>	<u>FAIR VALUE</u>
State of Wisconsin Investment Pool	Less than one year	\$ 94,961,499
State Bank Repurchase Agreement	Less than one year	1,000,000
Coulee Bank Repurchase Agreement	Less than one year	10,021,652
River Bank Repurchase Agreement	Less than one year	10,000,000
Trust Point Domestic Bonds (Library Funds)	Less than one year	1,297,929
Trust Point Domestic Equity Securities (Library Funds)	Less than one year	550,098
TOTAL		<u>\$ 117,831,178</u>

Determining Fair Value - The City categorizes its fair value measurements with in the fair value hierarchy established by generally accepted accounting principles. The hierarchy is based on the valuation inputs used to measure the fair value of the asset. Level 1 inputs are quoted prices in active markets; level 2 inputs are significant other observable inputs; level 3 inputs are significant unobservable inputs. The City has the following recurring fair value measurement:

- 1) State of Wisconsin Local Government Investment Pool fair value is determined by the Pool's investment board based on published market quotations (level 2 inputs).
- 2) Domestic Bonds and Equity Securities are determined based on public market quotations (level 1).
- 3) Deposits and investments with stated interest rates (saving accounts, CD, REPO) are stated at cost.

Investment Pool Information - Participation in the State of Wisconsin Local Government Investment Pool is voluntary. The Pool's regulatory oversight is provided by state statutes and its investment board. The fair value of the City's position in the Pool is the same as the value of the Pool shares. At December 31, 2018, the Pool's fair value was 100 percent of book value.

Income Allocation - Investment income is generally allocated to the fund that owns the investment.

Interest Rate Risk - State statutes limit investments in commercial paper, corporate bonds, and mutual bond funds to mature or may be tendered for purchase at the option of the holder within not more than seven years of the date acquired. The City has a formal investment policy that would further limit investment maturities as a means of managing its exposure to fair value losses arising from increasing interest rates.

Credit Risk - State statutes limit investments in commercial paper, corporate bonds, and mutual bond funds to the top two ratings issued by nationally recognized statistical rating organizations. The City's investment policy does not further limit its investment choices. The State of Wisconsin Investment Pool is not rated, however, the investments at all times consist solely of securities and instruments in which municipalities are permitted to invest.

CITY OF LA CROSSE, WISCONSIN
NOTES TO BASIC FINANCIAL STATEMENTS - Continued
DECEMBER 31, 2018

NOTE 2 - Cash and Investments - Continued

Custodial Credit Risk - Deposits - Custodial credit is the risk that, in the event of a bank failure, the City's deposits may not be returned to it. As of December 31, 2018, \$15,380,917 of the City's bank balance of \$21,190,856, was exposed to custodial credit risk as follows:

Uninsured, collateral pledged by bank in City's name \$ 15,380,917

Custodial Credit Risk - Investments - Custodial credit is the risk that, in the event the failure of the counterparty, the City's investments may not be returned to it. As of December 31, 2018, \$20,919,680 of the City's investments subject to custodial credit risk of \$22,911,579 was exposed to custodial credit risk as follows:

Uninsured, collateral pledged by bank in City's name \$ 19,071,653
 Uninsured and uncollateralized 1,848,027
\$ 20,919,680

NOTE 3 - Property Taxes

Property taxes attach as an enforceable lien on property in December when the tax roll is certified. Taxes are levied on December 1 and are payable in four installments in January, March, May, and July, or are payable in full on January 31. Special assessments, charges, and personal property taxes are payable in full on January 31. The City bills and collects its own property taxes and also taxes for the State, County, Area Technical College, and Area Public Schools until August 12, at which time all uncollected real estate taxes are turned over to the county for collection. Collection of the taxes and remittance of them to the appropriate entities are accounted for in the Property Tax Agency Fund. City property tax revenue is recognized in the year it is levied for and available for use. The 2018 tax roll (levied for 2019) has been set up as a receivable and offset by the amounts due to other governmental units and deferred tax roll revenue for the City's portion. Advance tax collections are offset against the receivable.

NOTE 4 - Rehabilitation Loans

The City has outstanding Urban Development Action Grant (UDAG) and Community Development Block Grant (CDBG) loans receivable with various businesses and homeowners. These loans are originally made from grant proceeds. The loan agreements provide for various repayment options, including installment payments and payment in full upon transfer of the property secured by the loans. When the loans are repaid, the funds become the property of the City and are restricted for future rehabilitation loan projects.

The loans activity for the year was as follows:

	<u>BALANCES</u> 1/1/18	<u>ADDITIONS</u>	<u>PAYMENTS,</u> <u>FOREGIVENESS &</u> <u>FORECLOSURES</u>	<u>CHANGE IN</u> <u>ACCRUED</u> <u>INTEREST</u>	<u>ADJUSTMENTS</u>	<u>BALANCES</u> 12/31/18
Housing Rehabilitation	\$ 72,692	\$ -	\$ (3,000)	\$ -	\$ -	\$ 69,692
HOME Program	1,033,252	149,556	-	73,090	-	1,255,898
NSP Program	33,300	-	-	-	-	33,300
Replacement Housing	904,645	81,711	-	29,566	-	1,015,922
TID #14	68,105	175,929	-	-	(50,000)	194,034
Economic Development	4,388,776	1,374,000	(483,542)	197,818	-	5,477,052
TID #13	130,000	-	(15,000)	-	-	115,000
Residential Rehabilitation	6,032,307	315,470	(216,034)	-	(25,000)	6,106,743
TOTAL	<u>\$ 12,663,077</u>	<u>\$ 2,096,666</u>	<u>\$ (717,576)</u>	<u>\$ 300,474</u>	<u>\$ (75,000)</u>	<u>\$ 14,267,641</u>

CITY OF LA CROSSE, WISCONSIN
NOTES TO BASIC FINANCIAL STATEMENTS - Continued
DECEMBER 31, 2018

NOTE 5 - Capital Assets

Capital asset activity for the year ended December 31, 2018, was as follows:

GOVERNMENTAL ACTIVITIES

	<u>BALANCES</u> 1/1/18	<u>ADDITIONS</u>	<u>RETIREMENTS</u>	<u>ADJUSTMENTS/ TRANSFERS</u>	<u>BALANCES</u> 12/31/18
<i>Capital assets not being depreciated:</i>					
Land	\$ 11,355,308	\$ -	\$ -	\$ 76,126	\$ 11,431,434
Construction in progress	<u>34,767,740</u>	<u>14,533,284</u>	<u>-</u>	<u>(21,729,590)</u>	<u>27,571,434</u>
Total capital assets not being depreciated	<u>46,123,048</u>	<u>14,533,284</u>	<u>-</u>	<u>(21,653,464)</u>	<u>39,002,868</u>
<i>Capital assets being depreciated</i>					
Buildings	83,797,378	-	36,294	1,366,801	85,127,885
Infrastructure	128,765,464	-	-	13,343,604	142,109,068
Improvements other than buildings	24,485,873	15,000	325,126	1,666,364	25,842,111
Machinery and equipment	<u>36,647,923</u>	<u>114,304</u>	<u>1,241,813</u>	<u>6,303,703</u>	<u>41,824,117</u>
Total capital assets being depreciated	<u>273,696,638</u>	<u>129,304</u>	<u>1,603,233</u>	<u>22,680,472</u>	<u>294,903,181</u>
Less accumulated depreciation for:					
Buildings	18,071,148	1,076,574	12,253	-	19,135,469
Infrastructure	47,840,798	1,849,023	-	-	49,689,821
Improvements other than buildings	5,977,052	240,927	194,893	-	6,023,086
Machinery and equipment	<u>18,766,876</u>	<u>1,725,234</u>	<u>806,714</u>	<u>927,517</u>	<u>20,612,913</u>
Total accumulated depreciation	<u>90,655,874</u>	<u>4,891,758</u>	<u>1,013,860</u>	<u>927,517</u>	<u>95,461,289</u>
Total capital assets being depreciated, net	<u>183,040,764</u>	<u>(4,762,454)</u>	<u>589,373</u>	<u>21,752,955</u>	<u>199,441,892</u>
<u>GOVERNMENTAL ACTIVITIES</u>					
CAPITAL ASSETS, NET	<u>\$ 229,163,812</u>	<u>\$ 9,770,830</u>	<u>\$ 589,373</u>	<u>\$ 99,491</u>	<u>\$ 238,444,760</u>

Depreciation expense for governmental activities was charged to functions as follows:

General Government	\$ 477,906
Law Enforcement	159,213
Fire Protection	449,129
Transportation/Highway	1,927,714
Transit	594,495
Storm Sewer	285,754
Docks and Harbors	20,462
Sanitation	8,630
Health and Human Services	15,697
Library	128,984
La Crosse Center	406,266
Parks and Recreation	<u>417,508</u>
Total	<u>\$ 4,891,758</u>

CITY OF LA CROSSE, WISCONSIN
NOTES TO BASIC FINANCIAL STATEMENTS - Continued
DECEMBER 31, 2018

NOTE 5 - Capital Assets - Continued

BUSINESS-TYPE ACTIVITIES

	<u>BALANCES</u> 1/1/18	<u>ADDITIONS</u>	<u>RETIREMENTS</u>	<u>ADJUSTMENTS/ TRANSFERS</u>	<u>BALANCES</u> 12/31/18
<i>Capital assets not being depreciated:</i>					
Land	\$ 4,706,365	\$ -	\$ -	\$ -	\$ 4,706,365
Construction in progress	<u>24,960,521</u>	<u>8,428,873</u>	<u>21,577</u>	<u>(3,872,961)</u>	<u>29,494,856</u>
Total capital assets not being depreciated	<u>29,666,886</u>	<u>8,428,873</u>	<u>21,577</u>	<u>(3,872,961)</u>	<u>34,201,221</u>
<i>Capital assets being depreciated</i>					
Land improvements	3,986,194	-	-	-	3,986,194
Buildings	28,466,786	-	6,057	401,179	28,861,908
Equipment	23,598,310	983,141	1,036,442	2,056,043	25,601,052
Infrastructure	<u>150,337,878</u>	<u>526,084</u>	<u>583,735</u>	<u>1,491,798</u>	<u>151,772,025</u>
Total capital assets being depreciated	<u>206,389,168</u>	<u>1,509,225</u>	<u>1,626,234</u>	<u>3,949,020</u>	<u>210,221,179</u>
Less accumulated depreciation for:					
Land improvements	2,432,910	134,612	-	-	2,567,522
Buildings	9,867,493	874,678	1,360	-	10,740,811
Equipment	9,753,680	1,170,092	927,994	-	9,995,778
Infrastructure	<u>40,176,263</u>	<u>3,682,461</u>	<u>281,422</u>	<u>-</u>	<u>43,577,302</u>
Total accumulated depreciation	<u>62,230,346</u>	<u>5,861,843</u>	<u>1,210,776</u>	<u>-</u>	<u>66,881,413</u>
Total capital assets being depreciated, net accumulated depreciation	<u>144,158,822</u>	<u>(4,352,618)</u>	<u>415,458</u>	<u>3,949,020</u>	<u>143,339,766</u>

BUSINESS-TYPE ACTIVITIES

CAPITAL ASSETS, NET OF ACCUMULATED DEPRECIATION	<u>\$ 173,825,708</u>	<u>\$ 4,076,255</u>	<u>\$ 437,035</u>	<u>\$ 76,059</u>	<u>\$ 177,540,987</u>
--	------------------------------	----------------------------	--------------------------	-------------------------	------------------------------

Depreciation expense was charged to functions as follows:

Business-type activities	
Municipal Airport	\$ 1,929,990
Parking Utility	1,138,282
Water Utility	1,438,169
Sewer Utility	1,312,333
Storm Utility	41,077
Sanitary Sewer Utility	<u>1,992</u>
	5,861,843
Less: Water Utility joint metering and clearing	<u>(139,926)</u>
TOTAL	<u>\$ 5,721,917</u>

CITY OF LA CROSSE, WISCONSIN
NOTES TO BASIC FINANCIAL STATEMENTS - Continued
DECEMBER 31, 2018

NOTE 6 - Long-Term Obligations

Details of the City's long-term obligations are set forth below:

Summary of Long-Term Obligations

	BALANCES 1/1/18	ADDITIONS	PAYMENTS	ADJUSTMENTS	BALANCES 12/31/18	AMOUNTS DUE WITHIN ONE YEAR
<u>GOVERNMENTAL ACTIVITIES</u>						
Bonds payable	\$ 52,295,000	\$ 5,035,000	\$ 4,535,000	\$ -	\$ 52,795,000	\$ 5,130,000
Notes payable	24,817,641	2,280,000	9,066,846	-	18,030,795	4,001,019
Premium	2,152,045	376,985	293,117	-	2,235,913	222,444
Net OPEB obligation	17,769,952	-	15,288,484	48,975,322	51,456,790	-
Wisconsin retirement system:						
Net pension liability	2,304,187	-	2,304,187	-	-	-
Net OPEB liability	-	702,633	-	2,901,727	3,604,360	-
Employee benefits:						
Vacation pay	1,575,110	-	134,975	-	1,440,135	1,440,135
Sick pay	1,197,469	28,556	-	-	1,226,025	1,226,025
Comp pay	115,067	58,796	-	-	173,863	173,863
TOTAL	102,226,471	8,481,970	31,622,609	51,877,049	130,962,881	12,193,486
Less business-type debt	(24,827,257)	(112,378)	(3,481,633)	(7,816,446)	(29,274,448)	(1,454,684)
TOTAL GOVERNMENTAL ACTIVITIES	<u>\$ 77,399,214</u>	<u>\$ 8,369,592</u>	<u>\$28,140,976</u>	<u>\$44,060,603</u>	<u>\$101,688,433</u>	<u>\$10,738,802</u>
<u>BUSINESS-TYPE ACTIVITIES</u>						
Bonds/Notes Payable						
Airport	\$ 4,670,000	\$ -	\$ 315,000	\$ -	\$ 4,355,000	\$ 375,000
Parking	15,600,000	-	590,000	-	15,010,000	570,000
Water Utility	1,165,856	-	156,558	-	1,009,298	135,683
Storm Utility	309,775	-	-	(309,775)	-	-
Premium	786,427	-	39,874	-	746,553	39,874
Net OPEB Obligation	1,782,447	-	2,181,931	7,743,257	7,343,773	-
Wisconsin retirement system:						
Net pension liability	179,947	-	179,947	-	-	-
Net OPEB liability	-	92,733	-	382,964	475,697	-
Employee benefits:						
Vacation pay	157,202	12,355	-	-	169,557	169,557
Sick pay	162,339	-	18,323	-	144,016	144,016
Comp pay	13,264	7,290	-	-	20,554	20,554
TOTAL BUSINESS-TYPE ACTIVITIES	<u>\$ 24,827,257</u>	<u>\$ 112,378</u>	<u>\$ 3,481,633</u>	<u>\$ 7,816,446</u>	<u>\$ 29,274,448</u>	<u>\$ 1,454,684</u>

In prior years, the General Fund, Municipal Airport, Parking Utility, Water Utility, Sewer Utility, and Sanitary Sewer District Funds liquidated Vacation, Sick, and Comp Pay.

CITY OF LA CROSSE, WISCONSIN
NOTES TO BASIC FINANCIAL STATEMENTS - Continued
DECEMBER 31, 2018

NOTE 6 - Long-Term Obligations - Continued

General Obligation Debt

All general obligation debt is secured by the full faith and credit and unlimited taxing powers of the City. The general obligation debt is expected to be repaid with general property taxes, special assessments, proprietary fund revenue, and tax increments (TIF). General obligation debt at December 31, 2018, is comprised of the following individual issues:

<u>DESCRIPTION</u>	<u>ISSUE DATES</u>	<u>INTEREST RATES (%)</u>	<u>FINAL MATURITY</u>	<u>BALANCE 12/31/18</u>
Bonds Payable				
GO Bonds Payable A	2007	4.000 - 4.125	2020	\$ 920,000
GO Bonds Payable A	2010	0.750 - 5.050	2024	2,870,000
GO Bonds Payable A	2011	3.000 - 4.375	2025	3,005,000
GO Bonds Payable C	2011	2.000 - 4.000	2031	8,705,000
GO Bonds Payable A	2012	2.000 - 3.000	2026	2,775,000
GO Bonds Payable A	2013	2.000 - 2.200	2027	3,235,000
GO Bonds Payable A	2015	2.000 - 3.000	2029	1,325,000
GO Bonds Payable B	2015	2.000 - 3.000	2024	1,215,000
GO Bonds Payable A	2017	3.000 - 5.000	2032	5,560,000
GO Bonds Payable B	2017	3.000 - 5.000	2032	3,140,000
GO Bonds Payable D	2017	3.000 - 3.500	2037	15,010,000
GO Bonds Payable A	2018	3.000 - 5.000	2033	<u>5,035,000</u>
TOTAL BONDS PAYABLE				<u>52,795,000</u>
Notes Payable				
GO Notes Payable B	2010	0.700 - 4.600	2019	400,000
GO Notes Payable B	2011	2.000 - 4.000	2020	870,000
GO Notes Payable B	2012	2.000 - 2.750	2021	660,000
GO Notes Payable B	2013	2.000	2021	795,000
GO Notes Payable C	2013	0.400 - 2.250	2021	195,000
DNR Loan Payable	2014	0.000	2019	50,000
GO Note Payable C	2015	2.000	2024	2,890,000
State Trust Fund Loan 2015D	2015	3.250	2025	255,457
State Trust Fund Loan 2015E	2015	3.750	2030	676,126
GO Notes Payable A	2016	2.000	2026	4,820,000
GO Notes Payable B	2016	0.800 - 4.000	2022	1,180,000
GO Notes Payable C	2017	2.000 - 3.000	2027	2,210,000
State Trust Fund Loan 2017E	2017	3.500	2027	749,212
GO Notes Payable B	2018	3.000	2028	<u>2,280,000</u>
TOTAL NOTES PAYABLE				<u>18,030,795</u>
TOTAL GENERAL OBLIGATION DEBT				<u>\$ 70,825,795</u>

General Obligation Debt Limit Calculation

The 2018 equalized valuation of the City as certified by the Wisconsin Department of Revenue is \$3,877,255,400. The legal debt limit and margin of indebtedness as of December 31, 2018, in accordance with Section 67.03(1)(b) of the Wisconsin Statutes follows:

Debt limit (5 percent of \$3,877,255,400)	\$ 193,862,770
Applicable long-term debt	(70,825,795)
Amount available in debt service fund	<u>6,471,578</u>
MARGIN OF INDEBTEDNESS	<u>\$ 129,508,553</u>

CITY OF LA CROSSE, WISCONSIN
NOTES TO BASIC FINANCIAL STATEMENTS - Continued
DECEMBER 31, 2018

NOTE 6 - Long-Term Obligations - Continued

Maturities of Long-Term Obligations

Maturities of the long-term obligations at December 31, 2018, are:

<u>YEARS</u>	<u>GENERAL OBLIGATION DEBT</u>	
	<u>PRINCIPAL</u>	<u>INTEREST</u>
2019	\$ 9,131,019	\$ 2,316,816
2020	7,691,188	1,956,417
2021	6,331,836	1,733,263
2022	5,817,535	1,551,819
2023	5,633,436	1,372,338
2024-2028	21,081,363	4,281,471
2029-2033	11,174,418	1,514,517
2034-2038	3,965,000	323,656
TOTAL	<u>\$ 70,825,795</u>	<u>\$15,050,297</u>

NOTE 7 - Conduit Debt Obligations

From time to time, the City has issued Industrial Revenue Bonds to provide financial assistance to private-sector entities for the acquisition and construction of industrial and commercial facilities deemed to be in the public interest. The bonds are secured by the property financed and are payable solely from payments received on the underlying mortgage loans. Neither the City, the State, nor any political subdivision thereof is obligated in any manner for repayment of the bonds. Accordingly, the bonds are not reported as liabilities in the accompanying financial statements. The outstanding balance at December 31, 2018 is \$7,038,083.

NOTE 8 - Wisconsin Retirement System

Plan Description - The WRS is a cost-sharing multiple-employer defined benefit pension plan. WRS benefits and other plan provisions are established by Chapter 40 of the Wisconsin Statutes. Benefit terms may only be modified by the legislature. The retirement system is administered by the Wisconsin Department of Employee Trust Funds (ETF). The system provides coverage to all eligible State of Wisconsin, local government and other public employees. All employees, initially employed by a participating WRS employer on or after July 1, 2011, and expected to work at least 1,200 hours a year (880 hours for teachers and school district educational support employees) and expected to be employed for at least one year from employee's date of hire are eligible to participate in the WRS.

ETF issues a standalone Comprehensive Annual Financial Report (CAFR), which can be found at <http://etf.wi.gov/publications/cafr.htm>.

Vesting - For employees beginning participation on or after January 1, 1990, and no longer actively employed on or after April 24, 1998, creditable service in each of five years is required for eligibility for a retirement annuity. Participants employed prior to 1990 and on or after April 24, 1998, and prior to July 1, 2011, are immediately vested. Participants who initially became WRS eligible on or after July 1, 2011, must have five years of creditable service to be vested.

CITY OF LA CROSSE, WISCONSIN
NOTES TO BASIC FINANCIAL STATEMENTS - Continued
DECEMBER 31, 2018

NOTE 8 - Wisconsin Retirement System - Continued

Benefits Provided - Employees who retire at or after age 65 (54 for protective occupation employees, 62 for elected officials and State executive participants) are entitled to receive an unreduced retirement benefit. The factors influencing the benefit are: (1) final average earnings, (2) years of creditable service, and (3) a formula factor.

Final average earnings is the average of the participant's three highest years' earnings. Creditable service is the creditable current and prior service expressed in years or decimal equivalents of partial years for which a participant receives earnings and makes contributions as required. The formula factor is a standard percentage based on employment category.

Employees may retire at age 55 (50 for protective occupation employees) and receive reduced benefits. Employees terminating covered employment before becoming eligible for a retirement benefit may withdraw their contributions and forfeit all rights to any subsequent benefits.

The WRS also provides death and disability benefits for employees.

Post-Retirement Adjustments - The Employee Trust Funds Board may periodically adjust annuity payments from the retirement system based on annual investment performance in accordance with s. 40.27, Wis. Stat. An increase (or decrease) in annuity payments may result when investment gains (losses), together with other actuarial experience factors, create a surplus (shortfall) in the reserves, as determined by the system's consulting actuary. Annuity increases are not based on cost of living or other similar factors. For Core annuities, decreases may be applied only to previously granted increases. By law, Core annuities cannot be reduced to an amount below the original, guaranteed amount (the "floor") set at retirement. The Core and Variable annuity adjustments granted during recent years are as follows:

Year	Core Fund Adjustment	Variable Fund Adjustment
2007	3.0%	10%
2008	6.6	0
2009	(2.1)	(42)
2010	(1.3)	22
2011	(1.2)	11
2012	(7.0)	(7)
2013	(9.6)	9
2014	4.7	25
2015	2.9	2
2016	0.5	(5)
2017	2.0	4

Contributions - Required contributions are determined by an annual actuarial valuation in accordance with Chapter 40 of the Wisconsin Statutes. The employee required contribution is one-half of the actuarially determined contribution rate for general category employees, including teachers, and Executives and Elected Officials. Starting on January 1, 2016, the Executives & Elected Officials Category was merged into the General Employee Category. Required contributions for protective employees are the same rate as general employees. Employers are required to contribute the remainder of the actuarially determined contribution rate. The employer may not pay the employee required contribution unless provided for by an existing collective bargaining agreement.

During the reporting period, the WRS recognized \$3,030,212 in contributions from the employer.

CITY OF LA CROSSE, WISCONSIN
NOTES TO BASIC FINANCIAL STATEMENTS - Continued
DECEMBER 31, 2018

NOTE 8 - Wisconsin Retirement System - Continued

Contribution rates as of December 31, 2018 are:

Employee Category	Employee	Employer
General (including Teachers, Executives & Elected Officials)	6.8%	6.8%
Protective with Social Security	6.8%	10.6%
Protective without Social Security	6.8%	14.9%

Pension Liabilities, Pension Expense, and Deferred Outflows of Resources and Deferred Inflows of Resources Related to Pensions

At December 31, 2018, the City reported an asset of \$8,560,134 for its proportionate share of the net pension liability. The net pension liability was measured as of December 31, 2017, and the total pension liability used to calculate the net pension liability was determined by an actuarial valuation as of December 31, 2016 rolled forward to December 31, 2017. No material changes in assumptions or benefit terms occurred between the actuarial valuation date and the measurement date. The City's proportion of the net pension liability was based on the City's share of contributions to the pension plan relative to the contributions of all participating employers. At December 31, 2017, the City's proportion was 0.28830557%, which was an increase of .00875223% from its proportion measured as of December 31, 2016.

For the year ended December 31, 2018, the City recognized pension expense of \$3,713,037.

At December 31, 2018, the City reported deferred outflows of resources and deferred inflows of resources related to pensions from the following sources:

	Deferred Outflows of Resources	Deferred Inflows of Resources
Differences between expected and actual experience	\$10,875,866	\$(5,087,369)
Net differences between projected and actual earnings on pension plan investments	9,161,830	(20,926,939)
Changes in actuarial assumptions	1,691,315	-
Changes in proportion and differences between employer contributions and proportionate share of contributions	34,367	(151,633)
Employer contributions subsequent to the measurement date	3,526,112	-
Total	\$25,289,490	\$(26,165,941)

\$3,526,112 reported as deferred outflows related to pension resulting from the WRS Employer's contributions subsequent to the measurement date will be recognized as a reduction of the net pension liability in the year ended December 31, 2018. Other amounts reported as deferred outflows of resources and deferred inflows of resources related to pension will be recognized in pension expense as follows:

Year ended December 31:	Deferred Outflow of Resources	Deferred Inflows of Resources
2018	\$8,714,991	\$(7,812,219)
2019	7,698,411	(7,812,219)
2020	2,758,018	(5,735,832)
2021	2,571,418	(4,805,575)
2022	20,540	(96)

CITY OF LA CROSSE, WISCONSIN
NOTES TO BASIC FINANCIAL STATEMENTS - Continued
DECEMBER 31, 2018

NOTE 8 - Wisconsin Retirement System - Continued

Actuarial Assumptions - The total pension liability in the December 31, 2017, actuarial valuation was determined using the following actuarial assumptions, applied to all periods included in the measurement:

Actuarial Valuation Date:	December 31, 2016
Measurement Date of Net Pension Liability	December 31, 2017
Actuarial Cost Method:	Entry Age
Asset Valuation Method:	Fair Market Value
Long-Term Expected Rate of Return:	7.2%
Discount Rate:	7.2%
Salary Increases:	
Inflation	3.2%
Seniority/Merit	0.2% - 5.6%
Mortality:	Wisconsin 2012 Mortality Table
Post-retirement Adjustments*	2.1%

* No Post-Retirement Adjustment is Guaranteed - Actual adjustments are based on recognized investment return, actuarial experience and other factors. 2.1% is the assumed annual adjustment based on the investment return assumption and the post-retirement discount rate.

Actuarial assumptions are based upon an experience study conducted in 2015 using experience from 2012 - 2014. The total pension liability for December 31, 2017 is based upon a roll-forward of the liability calculated from the December 31, 2016 actuarial valuation.

Long-Term Expected Return on Plan Assets - The long-term expected rate of return on pension plan investments was determined using a building-block method in which best-estimate ranges of expected future real rates of return (expected returns, net of pension plan investment expense and inflation) are developed for each major asset class. These ranges are combined to produce the long-term expected rate of return by weighting the expected future real rates of return by the target asset allocation percentage and by adding expected inflation. The target allocation and best estimates of arithmetic real rates of return for each major asset class are summarized in the following table:

Asset Allocation Targets and Expected Returns (as of December 31, 2017)

	Current Asset Allocation %	Long-Term Expected Nominal Rate of Return %	Long-Term Expected Real Rate of Return %
<u>Core Fund Asset Class</u>			
Global Equities	50	8.2	5.3
Fixed Income	24.5	4.2	1.4
Inflation Sensitive Assets	15.5	3.8	1.0
Real Estate	8	6.5	3.6
Private Equity/Debt	8	9.4	6.5
Multi-Asset	4	6.5	3.6
Total Core Fund	110	7.3	4.4

CITY OF LA CROSSE, WISCONSIN
NOTES TO BASIC FINANCIAL STATEMENTS - Continued
DECEMBER 31, 2018

NOTE 8 - Wisconsin Retirement System - Continued

	Current Asset Allocation %	Long-Term Expected Nominal Rate of Return %	Long-Term Expected Real Rate of Return %
<u>Variable Fund Asset Class</u>			
U.S. Equities	70	7.5	4.6
International Equities	30	7.8	4.9
Total Variable Fund	100	7.9	5.0
New England Pension Consultants Long-Term US CPI (Inflation) Forecast : 2.75%			
Asset Allocations are managed within established ranges, target percentages may differ from actual monthly allocations			

Single Discount Rate - A single discount rate of 7.20% was used to measure the total pension liability. This single discount rate was based on the expected rate of return on pension plan investments. Because of the unique structure of WRS, the 7.20% expected rate of return implies that a dividend of approximately 2.1% will always be paid. For purposes of the single discount rate, it was assumed that the dividend would always be paid. The projection of cash flows used to determine this single discount rate assumed that plan member contributions will be made at the current contribution rate and that employer contributions will be made at rates equal to the difference between actuarially determined contribution rates and the member rate. Based on these assumptions, the pension plan's fiduciary net position was projected to be available to make all projected future benefit payments (including expected dividends) of current plan members. Therefore, the long-term expected rate of return on pension plan investments was applied to all periods of projected benefit payments to determine the total pension liability.

Sensitivity of the City's Proportionate Share of the Net Pension Liability (Asset) to Changes in the Discount Rate - The following presents the City's proportionate share of the net pension liability (asset) calculated using the discount rate of 7.20 percent, as well as what the City's proportionate share of the net pension liability (asset) would be if it were calculated using a discount rate that is 1-percentage-point lower (6.20 percent) or 1-percentage-point higher (8.20 percent) than the current rate:

	1% Decrease to Discount Rate (6.20%)	Current Discount Rate (7.20%)	1% Increase To Discount Rate (8.20%)
City of La Crosse's proportionate share of the net pension liability (asset)	\$22,147,990	\$(8,560,134)	\$(31,899,259)

Pension Plan Fiduciary Net Position - Detailed information about the pension plan's fiduciary net position is available in separately issued financial statements available at <http://etf.wi.gov/publications/cafr.htm>

Payables to the Pension Plan

At December 31, 2018, the City reported a payable of \$475,296 for the outstanding amount of contributions to the pension plan required for the year ended December 31, 2018.

CITY OF LA CROSSE, WISCONSIN
NOTES TO BASIC FINANCIAL STATEMENTS - Continued
DECEMBER 31, 2018

NOTE 9 - Local Retiree Life Insurance Fund - OPEB

General Information about the Other Post-Employment Benefits

Plan Description - The LRLIF is a multiple-employer defined benefit OPEB plan. LRLIF benefits and other plan provisions are established by Chapter 40 of the Wisconsin Statutes. The Wisconsin Department of Employee Trust Funds (ETF) and the Group Insurance Board have statutory authority for program administration and oversight. The plan provides post-employment life insurance benefits for all eligible employees.

OPEB Plan Fiduciary Net Position - ETF issues a standalone Comprehensive Annual Financial Report (CAFR), which can be found at <http://etf.wi.gov/publications/cafr.htm>.

Benefits Provided - The LRLIF plan provides fully paid up life insurance benefits for post-age 64 retired employees and pre-65 retirees who pay for their coverage.

Contributions

The Group Insurance Board approves contribution rates annually, based on recommendations from the insurance carrier. Recommended rates are based on an annual valuation, taking into consideration an estimate of the present value of future benefits and the present value of future contributions. A portion of employer contributions made during a member's working lifetime funds a post-retirement benefit.

Employers are required to pay the following contributions based on employee contributions for active members to provide them with Basic Coverage after age 65. There are no employer contributions required for pre-age 65 annuitant coverage. If a member retires prior to age 65, they must continue paying the employee premiums until age 65 in order to be eligible for the benefit after age 65.

Contribution rates as of December 31, 2018 are:

Coverage Type	Employer Contribution
50% Post Retirement Coverage	40% of employee contribution
25% Post Retirement Coverage	20% of employee contribution

Employee contributions are based upon nine age bands through age 69 and an additional eight age bands for those age 70 and over. Participating employees must pay monthly contribution rates per \$1,000 of coverage until the age of 65 (age 70 if active). The employee contribution rates in effect for the year ended December 31, 2017 are as listed below:

Life Insurance Employee Contribution Rates For the year ended December 31, 2017	
Attained Age	Basic
Under 30	\$0.05
30-34	0.06
35-39	0.07
40-44	0.08
45-49	0.12
50-54	0.22
55-59	0.39
60-64	0.49
65-69	0.57

CITY OF LA CROSSE, WISCONSIN
NOTES TO BASIC FINANCIAL STATEMENTS - Continued
DECEMBER 31, 2018

NOTE 9 - Local Retiree Life Insurance Fund - OPEB - Continued

During the reporting period, the LRLIF recognized \$22,750 in contributions from the employer.

OPEB Liabilities, OPEB Expense, and Deferred Outflows of Resources and Deferred Inflows of Resources Related to OPEBs

At December 31, 2018, the City reported a liability of \$3,604,360 for its proportionate share of the net OPEB liability. The net OPEB liability was measured as of December 31, 2017, and the total OPEB liability used to calculate the net OPEB liability was determined by an actuarial valuation as of December 31, 2016 rolled forward to December 31, 2017. No material changes in assumptions or benefit terms occurred between the actuarial valuation date and the measurement date. The City's proportion of the net OPEB liability was based on the City's share of contributions to the OPEB plan relative to the contributions of all participating employers. At December 31, 2017, the City's proportion was 1.198027%, which was an increase of 0.002852% from its proportion measured as of December 31, 2016.

For the year ended December 31, 2018, the City recognized OPEB expense of \$382,326.

At December 31, 2018, the City reported deferred outflows of resources and deferred inflows of resources related to OPEBs from the following sources:

	Deferred Outflows of Resources	Deferred Inflows of Resources
Differences between expected and actual experience	\$ -	\$ 50,784
Net differences between projected and actual earnings on OPEB investments	41,503	-
Changes in assumptions	348,297	-
Changes in proportion and differences between employer contributions and proportionate share of contributions	6,005	-
Employer contributions subsequent to the measurement date	-	-
Total	\$395,805	\$ 50,784

\$-0- reported as deferred outflows related to OPEB resulting from the City's Employer's contributions subsequent to the measurement date will be recognized as a reduction of the net OPEB liability in the year ended December 31, 2018. Other amounts reported as deferred outflows of resources and deferred inflows of resources related to OPEB will be recognized in OPEB expense as follows:

Year ended December 31,	Deferred Outflows of Resources	Deferred Inflows of Resources
2018	\$ 64,633	\$ 7,777
2019	64,633	7,777
2020	64,633	7,777
2021	64,633	7,777
2022	54,258	7,777
2023	54,258	7,777
2024	28,757	4,122

CITY OF LA CROSSE, WISCONSIN
NOTES TO BASIC FINANCIAL STATEMENTS - Continued
DECEMBER 31, 2018

NOTE 9 - Local Retiree Life Insurance Fund - OPEB - Continued

Actuarial Assumptions - The total OPEB liability in the January 1, 2017, actuarial valuation was determined using the following actuarial assumptions, applied to all periods included in the measurement:

Actuarial Valuation Date:	January 1, 2017
Measurement Date of Net OPEB Liability (Asset)	December 31, 2017
Actuarial Cost Method:	Entry Age Normal
20 Year Tax-Exempt Municipal Bond Yield:	3.44%
Long-Term Expected Rated of Return:	5.00%
Discount Rate:	3.63%
Salary Increases	
Inflation:	3.20%
Seniority/Merit:	0.2% - 5.6%
Mortality:	Wisconsin 2012 Mortality Table

Long-Term Expected Return on Plan Assets - The long-term expected rate of return is determined by adding expected inflation to expected long-term real returns and reflecting expected volatility and correlation. Investments for the LRLIF are held with Securian, the insurance carrier. Interest is calculated and credited to the LRLIF based on the rate of return for a segment of the insurance carriers' general fund, specifically 10-year A- Bonds (as a proxy, and not tied to any specific investments). The overall aggregate interest rate is calculated using a tiered approach based on the year the funds were originally invested and the rate of return for that year. Investment interest is credited based on the aggregate rate of return and assets are not adjusted to fair market value. Furthermore, the insurance carrier guarantees the principal amounts of the reserves, including all interest previously credited thereto.

Local OPEB Life Insurance
Asset Allocation Targets and Expected Returns
As of December 31, 2017

<u>Asset Class</u>	<u>Index</u>	<u>Target Allocation</u>	<u>Long-Term Expected Geometric Real Rate of Return</u>
US Government Bonds	Barclays Government	1%	1.13%
US Credit Bonds	Barclays Credit	65%	2.61%
US Long Credit Bonds	Barclays Long Credit	3%	3.08%
US Mortgages	Barclays MBS	31%	2.19%
Inflation			2.30%
Long-Term Expected Rate of Return			5.00%

Single Discount Rate - A single discount rate of 3.63% was used to measure the total OPEB liability. The Plan's fiduciary net position was projected to be insufficient to make all projected future benefit payments of current active and inactive employees. Therefore, the discount rate for calculating the Total OPEB Liability is equal to the single equivalent rate that results in the same actuarial present value as the long-term expected rate of return applied to benefit payments, to the extent that the plan's fiduciary net position is projected to be sufficient to make projected benefit payments, and the municipal bond rate applied to benefit payment to the extent that the plan's fiduciary net position is projected to be insufficient.

CITY OF LA CROSSE, WISCONSIN
 NOTES TO BASIC FINANCIAL STATEMENTS - Continued
 DECEMBER 31, 2018

NOTE 9 - Local Retiree Life Insurance Fund - OPEB - Continued

Sensitivity of the City's Proportionate Share of the Net OPEB Liability (Asset) to Changes in the Discount Rate - The following presents the City's proportionate share of the net OPEB liability (asset) calculated using the discount rate of 3.63 percent, as well as what the City's proportionate share of the net OPEB liability (asset) would be if it were calculated using a discount rate that is 1-percentage-point lower (2.63 percent) or 1-percentage-point higher (4.63 percent) than the current rate:

	1% Decrease to Discount Rate (2.63%)	Current Discount Rate (3.63%)	1% Increase To Discount Rate (4.63%)
City of La Crosse's proportionate share of the net pension liability (asset)	\$5,094,331	\$3,604,360	\$2,460,964

OPEB Plan Fiduciary Net Position. Detailed information about the OPEB plan's fiduciary net position is available in separately issued financial statements available at <http://etf.wi.gov/publications/cafr.htm>.

NOTE 10 - Post-Employment Benefits Other Than Pensions

General Information about the Post-Employment Benefits Other Than Pensions

Plan Description - The other post-employment benefits (OPEB) other than pensions is a single-employer defined benefit OPEB plan. Benefit terms are established by employee handbooks and certain employment contracts and may be modified by the City Council. The plan is administered by the City and included in the City's financial statements.

Benefits Provided – Employees covered under the employee handbook hired prior to January 1, 2014 and at least 53-55 years of age (depending on employee category) with 10-20 years of continuous employment with the City (depending on employee category) are eligible to continue receiving medical coverage into retirement until reaching Medicare eligibility provided they pay the current employee portion of the premiums.

Police and fire employees hired prior to July 1, 2013 and at least 53 years of age with 15-20 years of continuous employment with the City (depending on employee category) are eligible to continue receiving medical coverage into retirement until reaching Medicare eligibility provided they pay the current employee portion of the premiums.

Employees Covered - As of the January 1, 2018 measurement date, the following employees were covered by the benefit terms. The plan is closed to new entrants.

Inactive employees or beneficiaries currently receiving benefits	166
Inactive employees entitled to but not yet receiving benefits	-
Active employees	<u>295</u>
Total	<u>461</u>

Contributions - The City Council has the authority to establish the contribution requirements for the plan. Under the current plan, no contributions are made directly, rather the eligible retirees continue to be covered under the City's healthcare plan and the City pays a portion of the premium. The Council establishes contribution rates based on premiums and an actuarially determined rate recommended by an independent actuary. The actuarially determined rate is the estimated amount necessary to finance the unfunded accrued liability. For the year ended December 31, 2018, the City paid \$4,449,578 in premium benefits.

CITY OF LA CROSSE, WISCONSIN
NOTES TO BASIC FINANCIAL STATEMENTS - Continued
DECEMBER 31, 2018

NOTE 10 - Post-Employment Benefits Other Than Pensions - Continued

Actuarial Assumptions - The net OPEB healthcare liability in the December 31, 2018, actuarial valuation was determined using the following actuarial assumptions, applied to all periods included in the measurement:

Actuarial Valuation Date:	January 1, 2018
Measurement Date:	December 31, 2018
Actuarial Cost Method:	Entry Age Normal - Level %
Asset Valuation Method:	Fair Market Value
Long-Term Expected Rate of Return:	N/A
Discount Rate:	3.64%
Salary Increases:	4%
Mortality:	WRS December 31, 2017 Valuation
Medical Care Cost Trend:	7% decreasing by .31% per year to 4.5%, and level thereafter

The actuarial valuation was based upon the data provided by the City and utilized the premium rate history of the City's medical plans as well as the trends used in the prior valuation and projected a stream of expected premium rates for each year in the future based on the data as of January 1, 2018. Actuarial assumptions are based upon the Wisconsin Retirement System December 31, 2017 Actuarial Valuation Report.

Long-Term Expected Return on Plan Assets - As of the measurement date, there were no plan assets.

Discount Rate - A discount rate of 3.64% was used to measure the total OPEB healthcare liability. This discount rate was based on a 20 year municipal bond rate. Based on these assumptions, the plan was projected to be available to make all projected future benefit payments of current plan members. Therefore, the long-term expected rate of return on plan investments was applied to all periods of projected benefit payments to determine the total OPEB healthcare liability.

Changes in the Net OPEB Healthcare Liability

	TOTAL OPEB HEALTHCARE LIABILITY <u>(a)</u>	FIDUCIARY NET POSITION <u>(b)</u>	NET OPEB HEALTHCARE LIABILITY <u>(a) - (b)</u>
BEGINNING BALANCE	\$ 66,745,274	\$ -	\$ 66,745,274
Changes for the year:			
Service	1,512,531	-	1,512,531
Interest	2,161,436	-	2,161,436
Difference between expected and actual experience	(8,856,250)	-	(8,856,250)
Changes of assumption and other inputs	(3,448,173)	-	(3,448,173)
Benefit payments	(4,449,578)	-	(4,449,578)
Other adjustments	(2,208,450)	-	(2,208,450)
NET CHANGES	<u>(15,288,484)</u>	<u>-</u>	<u>(15,288,484)</u>
ENDING BALANCE	<u>\$ 51,456,790</u>	<u>\$ -</u>	<u>\$ 51,456,790</u>

CITY OF LA CROSSE, WISCONSIN
NOTES TO BASIC FINANCIAL STATEMENTS - Continued
DECEMBER 31, 2018

NOTE 10 - Post-Employment Benefits Other Than Pensions - Continued

Sensitivity of the Net OPEB Healthcare Liability to Changes in the Healthcare Cost Trend Rate - The following presents the net OPEB healthcare liability calculated using the healthcare cost trend rate of 7 percent decreasing to 4.5 percent, as well as what the net OPEB liability would be if it were calculated using a healthcare cost trend rate that is 1-percentage-point lower (6 percent decreasing to 3.5 percent) or 1-percentage-point higher (8 percent decreasing to 5.5 percent) than the current rate:

	1% Decrease to Healthcare Cost Rate (6.5% decreasing to 4%)	Current Healthcare Cost Rate (7% decreasing to 4.5%)	1% Increase to Healthcare Cost Rate (8.5% decreasing to 6%)
Net OPEB healthcare liability	\$47,632,790	\$51,456,790	\$55,828,222

Sensitivity of the Net OPEB Healthcare Liability to Changes in the Discount Rate - The following presents the net OPEB healthcare liability calculated using the discount rate of 3.64 percent, as well as what the net OPEB healthcare liability would be if it were calculated using a discount rate that is 1-percentage-point lower (2.64 percent) or 1-percentage-point higher (4.64 percent) than the current rate:

	1% Decrease to Discount Rate (2.64%)	Current Discount Rate (3.64%)	1% Increase to Discount Rate (4.64%)
Net OPEB healthcare liability	\$54,523,017	\$51,456,790	\$48,601,277

Expense, Deferred Outflows of Resources, and Deferred Inflows of Resources Related to OPEB Healthcare

For the year ended December 31, 2018, the City recognized OPEB healthcare expense of \$1,304,731.

At December 31, 2018, the City reported deferred outflows of resources and deferred inflows of resources related to OPEB healthcare from the following sources:

	Deferred Outflows of Resources	Deferred Inflows of Resources
Differences between expected and actual experience	\$ -	\$ 7,405,868
Changes in assumptions	-	4,737,768
Net differences between projected and actual earnings on pension plan investments	-	-
Employer contributions subsequent to the measurement date	-	-
Total	\$ -	\$12,143,636

\$-0- reported as deferred outflows related to OPEB healthcare resulting from contributions subsequent to the measurement date will be recognized as a reduction on the net OPEB healthcare liability (asset) in the year ended December 31, 2019. Other amounts reported as deferred outflows of resources and deferred inflows of resources related to OPEB healthcare will be recognized in expense as follows:

CITY OF LA CROSSE, WISCONSIN
NOTES TO BASIC FINANCIAL STATEMENTS - Continued
DECEMBER 31, 2018

NOTE 10 - Post-Employment Benefits Other Than Pensions - Continued

Year ending December 31	Deferred Outflows of Resources	Deferred Inflows of Resources
2019	\$ -	\$ 2,378,237
2020	-	2,378,237
2021	-	2,378,237
2022	-	2,378,237
2023	-	2,378,237
Thereafter	-	252,451

Payables to the OPEB Healthcare Plan - The City reported a payable of zero for the outstanding amount of contributions to the OPEB Healthcare plan required for the year ended December 31, 2018.

NOTE 11 - Interfund Receivables, Payables, and Transfers

<u>RECEIVABLE FUND</u>	<u>PAYABLE FUND</u>	<u>AMOUNT</u>
Due To/From Other Funds		
General	Water Utility	\$ 1,040,258
Water Utility	Bonded Capital Projects	443,950
		<u>\$ 1,484,208</u>
Advances To/From Other Funds:		
General Fund	TIF District #17	11,351
General Fund	TIF District #6	11,137
General Fund	TIF District #7	5,698
General Fund	TIF District #9	1,405
General Fund	TIF District #11	26,728
General Fund	TIF District #12	65,585
General Fund	TIF District #13	518,576
General Fund	TIF District #16	34,429
General Fund	Other Special Revenue Funds	360,000
Parking Utility	TIF District #6	231,212
Parking Utility	TIF District #11	1,892,946
Water Utility	TIF District #6	73,098
Water Utility	TIF District #10	236,369
Water Utility	TIF District #13	2,637
Sewer Utility	TIF District #6	20,896
Sewer Utility	TIF District #10	55,105
Sewer Utility	TIF District #12	20,728
Sewer Utility	TIF District #16	62,238
Storm Water Utility	TIF District #16	32,494
Bonded Capital		
Projects	TIF District #12	32,081
Debt Service Fund	TIF District #11	1,400,000
Budget Carryover	TIF District #12	127,802
Budget Carryover	TIF District #13	148,689
Budget Carryover	TIF District #16	18,591
General Fund	Transit	1,733,845
General Fund	Other Special Revenue Funds	300,000
		<u>\$ 7,423,640</u>

The above balances resulted from the timing differences between the dates that (1) interfund goods and services are provided or reimbursable expenditures occur, (2) transactions are recorded in the accounting system, (3) payments between funds are made, and (4) loans made between funds.

CITY OF LA CROSSE, WISCONSIN
NOTES TO BASIC FINANCIAL STATEMENTS - Continued
DECEMBER 31, 2018

NOTE 11 - Interfund Receivables, Payables, and Transfers - Continued

Individual fund transfers during 2018 are as follows:

TRANSFER OUT:	TRANSFER IN:				
	GENERAL FUND	HUD PROGRAMS	DEBT SERVICE	BONDED CAPITAL PROJECTS	NONMAJOR GOVERNMENTAL FUNDS
General Fund	\$ -	\$ -	\$ 15,960,573	\$ 6,204,979	\$ -
HUD Programs	-	475,622	-	-	-
Debt Service	514,945	-	-	-	-
Bonded Capital Projects	-	-	-	7,904,475	-
Nonmajor Governmental Funds	9,624,423	-	-	2,948,078	-
Municipal Airport	-	-	-	-	2,815,000
Parking Utility	65,000	-	-	-	625,416
Water Utility	1,009,449	-	-	-	978,557
Sewer Utility	30,809	-	-	1,689,143	71,998
Internal Service	713,698	-	-	-	1,895
TOTAL	<u>\$ 11,958,324</u>	<u>\$ 475,622</u>	<u>\$ 15,960,573</u>	<u>\$ 18,746,675</u>	<u>\$ 4,492,866</u>

TRANSFER OUT:	TRANSFER IN:					
	WATER UTILITY	SEWER UTILITY	STORM UTILITY	MUNICIPAL AIRPORT	INTERNAL SERVICES	TOTAL
General Fund	\$ -	\$ -	\$ -	\$ -	\$ 25,300	\$22,190,852
HUD Programs	-	-	-	-	-	475,622
Debt Service	-	-	-	-	-	514,945
Bonded Capital Projects	-	-	-	259,150	-	8,163,625
Nonmajor Governmental Funds	830,928	831,618	387,766	-	3,000	14,625,813
Municipal Airport	-	-	-	-	-	2,815,000
Parking Utility	-	-	-	-	-	690,416
Water Utility	-	-	-	-	-	1,988,006
Sewer Utility	-	399,380	-	-	-	2,191,330
Internal Service	-	-	-	-	-	715,593
TOTAL	<u>\$ 830,928</u>	<u>\$ 1,230,998</u>	<u>\$ 387,766</u>	<u>\$ 259,150</u>	<u>\$ 28,300</u>	<u>\$54,371,202</u>

Generally, transfers are used to move revenue from the fund that collects them to the fund that the budget requires to expend them and use unrestricted revenue collected in the general fund to finance various programs accounted for in other funds in accordance with budgetary authorizations.

NOTE 12 - Net Position and Fund Balances

Portions of fund balances and net position are not available for current appropriations or expenditures as follows:

FUND	PURPOSE/REASON	AMOUNT
<u>Deficits</u>		
TIF District #10	Awaiting future TIF levies	\$ 185,122
TIF District #11	Awaiting future TIF levies	1,540,966
TIF District #16	Awaiting future TIF levies	28,256
	Total Deficits	<u>\$ 1,754,344</u>

CITY OF LA CROSSE, WISCONSIN
NOTES TO BASIC FINANCIAL STATEMENTS - Continued
DECEMBER 31, 2018

NOTE 12 - Net Position and Fund Balances - Continued

<u>FUND</u>	<u>PURPOSE/REASON</u>	<u>AMOUNT</u>
<u>Nonspendable</u>		
General Fund	Prepaid expenses	\$ 39,758
General Fund	Advances to other funds	3,068,754
General Fund	Delinquent personal property tax	51,471
Auditorium	Inventory	21,805
Transit	Inventory and prepaid expenses	127,123
	Total Nonspendable	<u>\$ 3,308,911</u>
<u>Restricted</u>		
Special Revenue	Passenger facility charge	\$ 833,603
Special Revenue	Police grants	114,183
Debt Service	Future debt repayment	6,471,578
Bonded Capital Projects	Unspent bond monies	22,102,022
Capital Projects	TIF District #6	300,015
Capital Projects	TIF District #7	484,656
Capital Projects	TIF District #9	585,434
Capital Projects	TIF District #12	167,484
Capital Projects	TIF District #13	517,019
Capital Projects	TIF District #14	5,087,651
Capital Projects	TIF District #15	1,921,641
Capital Projects	TIF District #17	44,516
Capital Projects	Capital Equipment	2,257,878
Capital Projects	Special assessments	1,218,815
Capital Projects	State highway land	392,134
Capital Projects	Bluffland preservation	909
HUD Programs	Future loan payments	681,914
	Total Restricted	<u>\$ 43,181,452</u>
<u>Committed</u>		
General Fund	Capital projects	\$ 665,000
Special Revenue	Grant programs, inventory, and restricted revenue	16,697,642
	Total Committed	<u>\$ 17,362,642</u>
<u>Restricted - Governmental Activities</u>		
Special Revenue	Various projects	\$ 1,629,700
Debt Service	Future debt repayment	6,471,578
Capital Projects	Various projects	35,080,174
Other Activities	Wisconsin Retirement System pension	7,929,896
	Total Restricted - Governmental Activities	<u>\$ 51,111,348</u>
<u>Restricted - Proprietary Funds and Business-Type Activities</u>		
Sewer Utility	Restricted asset - DNR replacement fund	\$ 2,737,970
Municipal Airport	Wisconsin Retirement System pension	120,054
Municipal Airport	Restricted for future projects	68,002
Parking Utility	Wisconsin Retirement System pension	73,070
Water Utility	Wisconsin Retirement System pension	200,445
Sewer Utility	Wisconsin Retirement System pension	196,462
Storm Water Utility	Wisconsin Retirement System pension	40,207
	Total Restricted - Proprietary Funds and Business-Type Activities	<u>\$ 3,436,210</u>

CITY OF LA CROSSE, WISCONSIN
NOTES TO BASIC FINANCIAL STATEMENTS - Continued
DECEMBER 31, 2018

NOTE 13 - Contingent Liabilities and Commitments

The City is a defendant in several lawsuits. In the opinion of the City Attorney and the City's management, resolution of these cases will not result in any material adverse effect on the City's operations or financial position.

All of the Bonded Capital Projects fund balance of \$22,102,022 has been restricted for future projects.

NOTE 14 - Tax Incremental Finance Districts

Tax increment financing, as authorized by Section 66.1105 of the Wisconsin Statutes, is a method by which the City can recover its development and public improvement costs in Tax Incremental Finance District (TIF) designated areas. These costs are recovered from the increased valuation in the designated area. The City has financed development and public improvement costs in its TIF through general fund advances and through the issuance of general obligation long-term debt. Project costs have been reported primarily as Capital Projects Funds expenditures. Tax increments will be used to repay general fund advances and to meet maturing debt obligations incurred to provide financing for development and public improvement costs within the tax incremental district. The District is allowed to collect tax increments until its termination date. Any over-collections are returned to the various taxing entities of the District. The City becomes liable for any cost not recovered by the termination date.

The City has thirteen active Tax Incremental Financing Districts. The following are project summaries of the activity and status of the districts through December 31, 2018:

	TIF DISTRICT					
	#5	#6	#7	#8	#9	#10
SOURCES OF FUNDS						
TIF tax collections	\$ 4,324,980	\$ 23,918,976	\$ 3,481,648	\$ 1,412,148	\$ 5,594,828	\$ 262,446
Exempt computer aids	106,736	1,194,261	65,883	19,464	90,257	80,454
Payment from other government	-	-	-	-	724,555	688,807
Sale of assets	21,713	237,347	375,534	-	1,982,999	26,806
Grants	-	441,015	985,445	89,284	225,000	-
Economic development proceeds	-	-	10,000	-	-	-
Loan repayments	-	-	3,667	-	618,159	-
Proceeds from long-term debt	1,292,611	33,692,804	2,724,981	351,093	2,233,712	240,750
Transfers from other TIF's	-	18,413,128	-	-	67,943	-
TOTAL SOURCES	5,746,040	77,897,531	7,647,158	1,871,989	11,537,453	1,299,263
USES OF FUNDS						
Capital expenditures	1,301,787	36,875,767	3,947,248	362,207	8,078,075	1,296,048
Principal and interest on long-term debt	1,666,266	39,880,087	3,208,783	479,591	2,832,104	165,629
Interest on advances	1	138,075	6,471	99	41,840	22,708
Transfers to other TIF's	2,777,986	703,587	-	1,030,092	-	-
TOTAL USES	5,746,040	77,597,516	7,162,502	1,871,989	10,952,019	1,484,385
FUND BALANCES (DEFICIT) AS OF						
DECEMBER 31, 2018	\$ -	\$ 300,015	\$ 484,656	\$ -	\$ 585,434	\$ (185,122)
FUTURE REQUIREMENTS						
Debt service	\$ -	\$ 3,720,887	\$ -	\$ -	\$ -	\$ 120,901
Advances from other funds	-	336,343	5,698	-	1,405	291,474
Interest on advances	-	6,320	428	-	53	54,773
Proceeds from other governments	-	-	-	-	-	688,806
Estimated payable (developer's agreement)	-	-	-	-	-	844,595
Less receivables/plus payables	-	-	23,506	-	-	-
TOTAL FUTURE REQUIREMENTS	-	4,063,550	29,632	-	1,458	2,000,549
Less cash on hand (deficit)	-	(636,358)	(513,860)	-	(586,839)	(106,352)
BALANCE TO BE COLLECTED ON TIF DISTRICT	\$ -	\$ 3,427,192	\$ (484,228)	\$ -	\$ (585,381)	\$ 1,894,197
DISTRICT TERMINATION DATE						
	2018	2021	2024	2018	2019	2030
2018 Tax Increment	\$ -	\$ 1,710,862	\$ 291,678	\$ -	\$ 480,349	\$ 76,663

CITY OF LA CROSSE, WISCONSIN
NOTES TO BASIC FINANCIAL STATEMENTS - Continued
DECEMBER 31, 2018

NOTE 14 - Tax Incremental Finance Districts - Continued

	TIF DISTRICT						
	#11	#12	#13	#14	#15	#16	#17
SOURCES OF FUNDS							
TIF tax collections	\$ 22,761,490	\$ 6,341,800	\$ 7,350,391	\$ 9,878,277	\$ 2,324,543	\$ 197,353	\$ 1,172,459
Exempt computer aids	3,578,970	94,671	1,125,260	9,395,369	240,902	6,683	33,718
Payment from other government	-	-	-	-	-	-	1,003,448
Sale of assets	807,002	42,200	281,744	238,841	-	-	-
Grants	5,432,773	42,640	375,000	-	-	-	-
Economic development proceeds	640	-	128	-	-	30,000	-
DNR loan	-	-	216,657	-	-	-	-
Judgment/liquidated damages	2,000,000	-	200,000	-	4,670	-	-
Loan repayments	143,851	-	35,000	-	-	-	-
Interest income	-	-	-	10,423	-	-	-
Proceeds from long-term debt	37,358,983	7,355,928	4,351,767	1,184,148	-	1,736,875	15,600,000
Proceeds from entity	-	-	-	2,438,999	256,500	-	-
TOTAL SOURCES	<u>72,083,709</u>	<u>13,877,239</u>	<u>13,935,947</u>	<u>23,146,057</u>	<u>2,826,615</u>	<u>1,970,911</u>	<u>17,809,625</u>
USES OF FUNDS							
Capital expenditures	52,739,907	8,341,462	7,963,933	10,063,233	416,001	1,976,768	15,687,109
Principal and interest on long-term debt	19,786,672	5,341,660	5,273,566	450,823	24	-	2,077,572
Interest on advances	826,946	26,633	31,429	8,781	-	22,399	428
Incentives for reverse TIF	271,150	-	150,000	7,535,569	488,949	-	-
TOTAL USES	<u>73,624,675</u>	<u>13,709,755</u>	<u>13,418,928</u>	<u>18,058,406</u>	<u>904,974</u>	<u>1,999,167</u>	<u>17,765,109</u>
FUND BALANCES (DEFICIT) AS OF							
DECEMBER 31, 2018	<u>\$ (1,540,966)</u>	<u>\$ 167,484</u>	<u>\$ 517,019</u>	<u>\$ 5,087,651</u>	<u>\$ 1,921,641</u>	<u>\$ (28,256)</u>	<u>\$ 44,516</u>
FUTURE REQUIREMENTS							
Debt service	\$ 25,280,497	\$ 7,028,391	\$ 206,307	\$ 575,000	\$ -	\$ 759,827	\$ 20,364,066
Advances from other funds	3,319,674	246,196	669,902	-	-	147,752	11,351
Interest on advances	1,071,803	80,256	75,531	-	-	44,424	3,413
DNR loan	-	-	-	-	-	50,000	-
Estimated payable (developer's agreement)	5,128,517	-	1,025,000	13,121,456	6,511,051	100,000	-
Less receivables/plus payables	-	15,400	(48,156)	169,528	67,783	-	-
TOTAL FUTURE REQUIREMENTS	<u>34,800,491</u>	<u>7,370,243</u>	<u>1,928,584</u>	<u>13,865,984</u>	<u>6,578,834</u>	<u>1,102,003</u>	<u>20,378,830</u>
Less cash on hand (deficit)	<u>(1,778,708)</u>	<u>(429,080)</u>	<u>(1,138,765)</u>	<u>(5,273,846)</u>	<u>(1,989,424)</u>	<u>(119,496)</u>	<u>(55,867)</u>
BALANCE TO BE COLLECTED OF TIF							
DISTRICT	<u>\$ 33,021,783</u>	<u>\$ 6,941,163</u>	<u>\$ 789,819</u>	<u>\$ 8,592,138</u>	<u>\$ 4,589,410</u>	<u>\$ 982,507</u>	<u>\$ 20,322,963</u>
DISTRICT TERMINATION DATE							
	2031	2032	2026	2026	2033	2034	2035
2018 Tax Increment	<u>\$ 4,027,333</u>	<u>\$ 620,383</u>	<u>\$ 1,413,872</u>	<u>\$ 1,588,262</u>	<u>\$ 780,687</u>	<u>\$ 179,299</u>	<u>\$ 1,174,360</u>

CITY OF LA CROSSE, WISCONSIN
NOTES TO BASIC FINANCIAL STATEMENTS - Continued
DECEMBER 31, 2018

NOTE 15 - Risk Management

Self-Insured Programs

Effective 1986, the City began to self-insure its liability and workers' compensation exposures. The Liability Claims Fund is to be used solely for settling liability claims. The Workers' Compensation Fund is to be used only to meet any compensation claims under the Wisconsin Workers' Compensation Act. Funding comes from the City's annual operating budgets of the general and enterprise funds. The City must provide for 100 percent of any claims awarded by the funds.

The City also established a self-funded health plan for its employees. The plan administrators, Customer Benefit Administrators and Quartz (formerly Gundersen Lutheran Health Plan), are responsible for the approval, processing, and payment of claims, after which they bill the City for reimbursement. The City is also responsible for a monthly administrative fee. The plan reports on a fiscal year ending December 31.

As part of the health care coverage of the Plan, the City purchases specific stop loss insurance. Specific coverage pays claims in excess of \$100,000 per individual after the City has met a \$100,000 special combined aggregating deductible.

Claims Liabilities - The City records an estimated liability for health care, workers' compensation, and liability claims against the City. Claims liabilities are based on estimates of the ultimate cost of reported claims (including future claim adjustment expenses) and an estimate for claims incurred but not reported based on historical experience.

Unpaid Claims Liabilities - The following represent the changes in approximate aggregate liabilities for the City from January 1, 2017 to December 31, 2018:

	<u>Health Care</u>	<u>Workers' Compensation</u>	<u>Liability</u>
Liability Balance, January 1, 2017	\$ 4,166,414	\$ 607,809	\$ 174,222
Claims and changes in estimates	12,385,088	308,583	267,063
Claim payments	<u>(12,509,442)</u>	<u>(482,343)</u>	<u>(265,360)</u>
Liability Balance, January 1, 2018	4,042,060	434,049	175,925
Claims and changes in estimates	13,350,372	1,618,468	302,448
Claim payments	<u>(13,499,621)</u>	<u>(960,841)</u>	<u>(271,880)</u>
LIABILITY BALANCE, DECEMBER 31, 2018	<u>\$ 3,892,811</u>	<u>\$ 1,091,676</u>	<u>\$ 206,493</u>

Claim payments are primarily funded through charges to the other funds.

Participation in Risk Pool

On January 1, 2014, the City joined Wisconsin Municipal Mutual Insurance Company (WMMIC). The WMMIC was organized as a non-assessable mutual insurance company on November 1, 1987. WMMIC is comprised on nineteen members, three cities, fifteen counties, and one special-use district. Members purchase general liability (including law enforcement professional), auto liability, cyberliability, and public official's errors and omissions liability insurance. Members also purchase workers compensation reinsurance through WMMIC. WMMIC provides claims administration for members for their self-funded liability and workers compensation programs.

CITY OF LA CROSSE, WISCONSIN
NOTES TO BASIC FINANCIAL STATEMENTS - Continued
DECEMBER 31, 2018

NOTE 15 - Risk Management - Continued

The WMMIC provides the City with \$10,000,000 of liability coverage for losses over their self-insured retention level of \$150,000 per occurrence with a \$600,000 aggregate stop loss. An annual premium is charged to cover expected claims and administrative costs. The claims component of the premium is determined by independent actuaries and allocated among the participating members based on payroll and loss history.

The WMMIC is a policy driven organization and as such, all WMMIC policies are approved by the Board of Directors. WMMIC members control the company through a strong committee structure that meets at least quarterly and makes recommendations to the Board of Directors. The Board of Directors and its Officers are comprised of official representatives of their respective member municipality.

The City is exposed to various risks of loss to torts; theft, damage, and destruction of assets; errors and omissions; and natural disasters for which the City carries commercial insurance. There has been no significant reduction in insurance coverage from the previous year. There have been no settlements in excess of coverage in any of the prior three fiscal years.

NOTE 16 - Prior Period Adjustments

The prior period adjustments of \$121,270 on the governmental funds statement of revenue, expenditures, and changes in fund balance and \$188,505 on the proprietary funds statement of revenue, expenses, and changes in net position are to eliminate debt on the storm water fund that should have been categorized as general government debt and to eliminate the interfund advance associated with that borrowing.

The prior period adjustment of \$76,059 on the proprietary funds statement of revenue, expenses, and change of net position is to capitalize certain assets that were expensed in a prior year.

On the statement of activities, the business-type activities adjustment of \$264,564 is the sum of the adjustments described above. The governmental activities adjustment of (\$89,014) included the above adjustment of (\$188,505) plus an adjustment to capitalize assets that were expensed in prior years for \$99,491.

NOTE 17 - Change in Accounting Principle

The change in accounting principle adjustments of \$51,877,049 on the statement of activities and \$8,126,221 on the statement of revenue, expenses, and changes in net position are due to the adoption of GASB Statement No. 75 Accounting and Financial Reporting for Post-Employment Benefits Other than Pensions.

CITY OF LA CROSSE, WISCONSIN
REQUIRED SUPPLEMENTARY INFORMATION

CITY OF LA CROSSE, WISCONSIN
BUDGETARY COMPARISON SCHEDULE
GENERAL FUND
YEAR ENDED DECEMBER 31, 2018

	BUDGETED AMOUNTS		ACTUAL	VARIANCE
	ORIGINAL	FINAL		WITH FINAL BUDGET
REVENUE				
Taxes	\$ 36,576,886	\$ 36,576,886	\$ 37,833,118	\$ 1,256,232
Intergovernmental	14,959,261	14,959,261	15,426,308	467,047
Licenses and permits	1,780,043	1,780,043	1,884,210	104,167
Public charges for services	1,860,368	1,860,368	2,081,027	220,659
Intergovernmental charges for services	1,818,026	1,818,026	1,985,260	167,234
Miscellaneous	466,551	466,551	1,035,654	569,103
TOTAL REVENUE	<u>57,461,135</u>	<u>57,461,135</u>	<u>60,245,577</u>	<u>2,784,442</u>
EXPENDITURES				
Current				
General government	9,576,211	9,537,920	9,144,993	392,927
Public safety	22,482,980	22,807,626	22,856,264	(48,638)
Public works	10,125,589	9,810,848	9,482,927	327,921
Health and human services	148,000	148,000	149,731	(1,731)
Culture, recreation, and education	10,128,625	9,797,217	9,615,294	181,923
Conservation and development	1,325,674	1,325,421	2,227,909	(902,488)
Capital outlay	10,000	87,754	81,516	6,238
TOTAL EXPENDITURES	<u>53,797,079</u>	<u>53,514,786</u>	<u>53,558,634</u>	<u>(43,848)</u>
EXCESS OF REVENUE OVER EXPENDITURES	<u>3,664,056</u>	<u>3,946,349</u>	<u>6,686,943</u>	<u>2,740,594</u>
OTHER FINANCING SOURCES (USES)				
Operating transfers in	13,124,942	13,124,942	11,958,324	(1,166,618)
Operating transfers (out)	<u>(16,788,998)</u>	<u>(21,065,016)</u>	<u>(22,190,852)</u>	<u>(1,125,836)</u>
TOTAL OTHER FINANCING (USES)	<u>(3,664,056)</u>	<u>(7,940,074)</u>	<u>(10,232,528)</u>	<u>(2,292,454)</u>
NET CHANGE IN FUND BALANCE	-	(3,993,725)	(3,545,585)	448,140
FUND BALANCE - BEGINNING	<u>19,653,914</u>	<u>19,653,914</u>	<u>19,653,914</u>	-
FUND BALANCE AT END OF YEAR	<u>\$ 19,653,914</u>	<u>\$ 15,660,189</u>	<u>\$ 16,108,329</u>	<u>\$ 448,140</u>

The accompanying notes are an integral part of these statements.

CITY OF LA CROSSE, WISCONSIN
NOTES TO REQUIRED SUPPLEMENTARY INFORMATION
ON BUDGETARY ACCOUNTING AND CONTROL
YEAR ENDED DECEMBER 31, 2018

Budgets and Budgetary Accounting - The City follows these procedures in establishing the budgetary data reflected in the financial statements:

1. The Finance Committee recommends to the Common Council a proposed operating budget for the fiscal year commencing the following January 1. The operating budget includes proposed expenditures and the means of financing them.
2. A public hearing is conducted in the Council Chambers to obtain taxpayer comments.
3. Prior to December 1, the budget is legally enacted through passage of a resolution.
4. The Director of Finance is authorized to transfer budget amounts within departments; however, any revisions that alter the total expenditures of any department must be approved by the Common Council.
5. Formal budgetary integration is employed as a management control device during the year for the General Fund. Capital Projects Funds are budgeted on a project basis, rather than an annual basis. Formal budgets are not adopted for the Special Revenue Funds since they are not supported by property taxes, and effective control is achieved through alternative methods. Since all general obligation debt is secured by the full faith and credit of the City, budgetary control of the Debt Service Fund is achieved in the General Fund (which budgets an operating transfer to Debt Service for payment of principal and interest).
6. Budgets for the General Fund are adopted on a basis consistent with accounting principles generally accepted in the United States of America.
7. Budgetary expenditure control is exercised at the department level within the Fund.
8. Budgeted amounts are as authorized in the original budget resolution and subsequent revisions are authorized by the Common Council.
9. The supplementary appropriations to increase the total General Fund budget during the year were \$3,993,725.
10. Appropriations lapse at year end, except those identified as designated for carry over budget items.

Excess of Actual Expenditures Over Budget

General Fund expenditures exceeded budget in public safety by \$48,638 and conservation and development by \$902,488 for the year ended December 31, 2018. The over expenditures were financed by under expenditures in other functions and greater than anticipated revenue.

CITY OF LA CROSSE, WISCONSIN
OPEB HEALTHCARE DEFINED BENEFIT PLAN SCHEDULES
YEAR ENDED DECEMBER 31, 2018

SCHEDULE OF CHANGES IN THE NET OPEB HEALTHCARE LIABILITY AND RELATED RATIOS
Last 10 Fiscal Years

	2018
Total OPEB Healthcare Liability	
Service cost	\$ 1,512,531
Interest	2,161,436
Changes of benefit terms	-
Differences between expected and actual experience	(8,856,250)
Changes of assumptions or other input	(3,448,173)
Benefit payments	(4,449,578)
Administrative expense	-
Other changes	<u>(2,208,450)</u>
Net Changes in Total OPEB Healthcare Liability	(15,288,484)
Total OPEB Healthcare Liability - Beginning	<u>66,745,274</u>
Total OPEB Healthcare Liability - Ending (a)	<u>\$51,456,790</u>
 Plan Fiduciary Net Position	
Contributions - employer	\$ -
Contributions - employee	-
Net investment income	-
Benefit payments	-
Administrative expense	-
Other changes	<u>-</u>
Net Changes in Plan Fiduciary Net Position	-
Plan Fiduciary Net Position - Beginning	<u>-</u>
Plan Fiduciary Net Position - Ending (b)	<u>\$ -</u>
 Net OPEB Healthcare Liability - Ending (a) - (b)	<u>\$51,456,790</u>
 Plan fiduciary net position as a percentage of the total OPEB healthcare liability	0.00%
 Covered payroll	<u>\$20,440,991</u>
 Net OPEB healthcare liability as a percentage of covered payroll	<u>251.73%</u>

SCHEDULE OF CONTRIBUTIONS
Last 10 Fiscal Years

	2018
Actuarially determined contributions	\$ -
Contributions in relation to the actuarially determined contributions	<u>-</u>
Contribution deficiency (excess)	<u>\$ -</u>
 Covered payroll	<u>\$20,440,991</u>
 Contributions as a percentage of covered payroll	\$ -
 Actuarial valuation date	1/1/2018
Measurement date	12/31/2018

The City implemented the Government Accounting Standards Board Statement No. 75 for the year ended December 31, 2018. Requirements have been implemented prospectively; therefore, the above illustrations do not reflect similar information for the 9 preceding years.

Notes to Required Supplementary Information for the Year Ended December 31, 2018

Methods and assumptions used to determine actuarially calculations - entry age normal cost, 30 year level % open amortization, fair market value asset valuation, 3.64% discount rate, 4% salary increases, mortality rates from WRS December 31, 2017 actuarial valuation report.

Changes of benefit terms - there were no changes of benefit terms.

Changes of assumptions - there were no changes in the assumptions.

CITY OF LA CROSSE, WISCONSIN
WISCONSIN RETIREMENT SYSTEM SCHEDULES
DECEMBER 31, 2018

SCHEDULE OF PROPORTIONATE SHARE OF THE NET PENSION LIABILITY
Last 10 Fiscal Years

	<u>2015</u>	<u>2016</u>	<u>2017</u>	<u>2018</u>
City's proportion of the net pension liability (asset)	0.27001724%	0.27169553%	0.27955334%	0.28830557%
City's proportionate share of the net pension liability (asset)	\$ (6,632,361)	\$ 4,414,500	\$ 2,304,187	\$ (8,560,134)
City's covered employee payroll	\$ 29,513,033	\$ 30,422,348	\$ 31,820,938	\$ 32,414,141
Proportionate share of the net pension liability (asset) as a percentage of its covered employee payroll	-22.47%	14.51%	7.24%	-26.41%
Plan fiduciary net position as a percentage of the total pension liability	102.74%	98.20%	99.12%	102.93%

SCHEDULE OF CONTRIBUTIONS
Last 10 Fiscal Years

	<u>2015</u>	<u>2016</u>	<u>2017</u>	<u>2018</u>
Contractually required contribution	\$ 2,689,659	\$ 2,661,909	\$ 2,755,204	\$ 3,030,212
Contributions in relation to the contractually required contribution	<u>2,689,659</u>	<u>2,661,909</u>	<u>2,755,204</u>	<u>3,030,212</u>
Contribution deficiency (excess)	<u>\$ -</u>	<u>\$ -</u>	<u>\$ -</u>	<u>\$ -</u>
City's covered employee payroll	<u>\$ 29,513,033</u>	<u>\$ 30,422,348</u>	<u>\$ 31,820,938</u>	<u>\$ 32,414,141</u>
Contributions as a percentage of covered employee payroll	9.11%	8.75%	8.66%	9.35%

The City implemented the Government Accounting Standards Board Statement No. 68 for the year ended December 31, 2015. Requirements have been implemented prospectively; therefore, the above illustrations do not reflect similar information for the 6 preceding years.

Notes to Required Supplementary Information for the Year Ended December 31, 2018

Changes of benefit terms. There were no changes of benefit terms for any participating employer in WRS.

Changes of assumptions. There were no changes in the assumptions.

CITY OF LA CROSSE, WISCONSIN
WISCONSIN RETIREMENT SYSTEM LOCAL RETIREE LIFE INSURANCE FUND SCHEDULES
DECEMBER 31, 2018

SCHEDULE OF PROPORTIONATE SHARE OF THE NET OPEB LIABILITY (ASSET)
Last 10 Fiscal Years

	2018
Proportion of the net OPEB liability (asset)	1.19802700%
Proportionate share of the net OPEB liability (asset)	\$ 3,604,360
Covered payroll	\$ 50,380,462
Proportionate share of the net OPEB liability (asset) as a percentage of its covered payroll	7.15%
Plan fiduciary net position as a percentage of the total OPEB liability (asset)	44.81%

SCHEDULE OF CONTRIBUTIONS
Last 10 Fiscal Years

	2018
Contractually required contribution	\$ 22,750
Contributions in relation to the contractually required contribution	(22,750)
Contribution deficiency (excess)	\$ -
Covered employee payroll	\$ 50,380,462
Contributions as a percentage of covered employee payroll	0.05%

The City implemented the Government Accounting Standards Board Statement No. 75 for the year ended December 31, 2018. Requirements have been implemented prospectively; therefore, the above illustrations do not reflect similar information for the 9 proceeding years.

Notes to Required Supplementary Information for the Year Ended December 31, 2018

Changes of benefit terms - there were no changes of benefit terms for any participating employer in the local retiree life insurance fund.

Changes of assumptions. There were no changes in the assumptions.

CITY OF LA CROSSE, WISCONSIN
COMBINING BALANCE SHEET
NONMAJOR GOVERNMENTAL FUNDS
DECEMBER 31, 2018

<u>ASSETS</u>	<u>SPECIAL REVENUE FUNDS</u>	<u>CAPITAL PROJECTS FUNDS</u>	<u>TOTAL NONMAJOR GOVERNMENTAL FUNDS</u>
Cash and investments	\$ 18,139,052	\$ 16,548,195	\$ 34,687,247
Receivable			
Taxes	-	12,549,316	12,549,316
Accounts and other	684,904	77,745	762,649
Special assessments	-	655,951	655,951
Loans	2,039,312	1,151,904	3,191,216
Due from other governments	2,326,180	26,200	2,352,380
Inventories	116,405	-	116,405
Prepaid items	32,523	-	32,523
Advance to other funds	295,082	-	295,082
	<u>295,082</u>	<u>-</u>	<u>295,082</u>
TOTAL ASSETS	<u>\$ 23,633,458</u>	<u>\$ 31,009,311</u>	<u>\$ 54,642,769</u>
 <u>LIABILITIES, DEFERRED INFLOWS OF RESOURCES, AND FUND BALANCES</u>			
LIABILITIES			
Accounts payable	\$ 750,411	\$ 394,491	\$ 1,144,902
Accrued liabilities	175,318	-	175,318
Due to other governments	27,309	-	27,309
Due to others	61,056	-	61,056
Unearned revenue	2,464,637	1,151,904	3,616,541
Advances from other funds	2,393,845	5,029,795	7,423,640
TOTAL LIABILITIES	<u>5,872,576</u>	<u>6,576,190</u>	<u>12,448,766</u>
 DEFERRED INFLOWS OF RESOURCES			
Unavailable revenue			
Tax roll	-	12,549,316	12,549,316
Special assessments	-	659,997	659,997
TOTAL DEFERRED INFLOWS OF RESOURCES	<u>-</u>	<u>13,209,313</u>	<u>13,209,313</u>
 FUND BALANCES			
Nonspendable	148,928	-	148,928
Restricted	947,786	12,978,152	13,925,938
Committed	16,697,642	-	16,697,642
Unassigned	(33,474)	(1,754,344)	(1,787,818)
TOTAL FUND BALANCES	<u>17,760,882</u>	<u>11,223,808</u>	<u>28,984,690</u>
TOTAL LIABILITIES, DEFERRED INFLOWS OF RESOURCES, AND NET POSITION	<u>\$ 23,633,458</u>	<u>\$ 31,009,311</u>	<u>\$ 54,642,769</u>

CITY OF LA CROSSE, WISCONSIN
OTHER SUPPLEMENTARY INFORMATION

CITY OF LA CROSSE, WISCONSIN
COMBINING STATEMENT OF REVENUE, EXPENDITURES, AND
CHANGES IN FUND BALANCES
NONMAJOR GOVERNMENTAL FUNDS
YEAR ENDED DECEMBER 31, 2018

	SPECIAL REVENUE FUNDS	CAPITAL PROJECTS FUNDS	TOTAL NONMAJOR GOVERNMENTAL FUNDS
REVENUE			
Taxes	\$ 504,639	\$ 12,506,662	\$ 13,011,301
Special assessments	-	287,795	287,795
Intergovernmental	4,736,435	1,595,397	6,331,832
Licenses and permits	216,580	-	216,580
Fines, forfeits, and penalties	894,939	-	894,939
Public charges for services	5,306,776	176,177	5,482,953
Intergovernmental charges for services	277,081	-	277,081
Miscellaneous	2,994,797	125,064	3,119,861
TOTAL REVENUE	14,931,247	14,691,095	29,622,342
EXPENDITURES			
Current			
General government	448,348	-	448,348
Public safety	956,120	-	956,120
Public works	5,751,437	75,427	5,826,864
Health and human services	202,285	-	202,285
Culture, recreation, and education	4,230,610	2,756	4,233,366
Conservation and development	2,078,142	1,335,974	3,414,116
Capital outlay	1,752,206	8,241,482	9,993,688
Debt service			
Principal	190,000	-	190,000
Interest and other fiscal charges	36,400	123,514	159,914
TOTAL EXPENDITURES	15,645,548	9,779,153	25,424,701
EXCESS OF REVENUE (UNDER) OVER EXPENDITURES	(714,301)	4,911,942	4,197,641
OTHER FINANCING SOURCES (USES)			
Operating transfers in	2,206,923	2,285,943	4,492,866
Operating transfers (out)	(6,931,250)	(7,694,563)	(14,625,813)
Issuance of long-term debt	-	1,556,400	1,556,400
TOTAL OTHER FINANCING (USES)	(4,724,327)	(3,852,220)	(8,576,547)
NET CHANGE IN FUND BALANCE	(5,438,628)	1,059,722	(4,378,906)
FUND BALANCES - BEGINNING	23,199,510	10,164,086	33,363,596
FUND BALANCES - ENDING	\$ 17,760,882	\$ 11,223,808	\$ 28,984,690

CITY OF LA CROSSE, WISCONSIN
COMBINING BALANCE SHEET
NONMAJOR SPECIAL REVENUE FUNDS
DECEMBER 31, 2018

ASSETS	GREEN ISLAND	AUDITORIUM	INDUSTRIAL PARK	PASSENGER FACILITY CHARGE	COUNTY CONTRIBUTION FOR AIRPORT	POLICE GRANTS	LIBRARY SPECIAL GRANTS	MUNICIPAL COURT	TRANSIT	BUDGET CARRYOVER	OTHER	TOTAL NONMAJOR SPECIAL REVENUE FUNDS
Cash and investments	\$423,252	\$ 1,478,982	\$ 152,709	\$ 803,687	\$ 23,099	\$ 994,686	\$ 2,080,925	\$ 82,206	\$ 53,207	\$ 6,272,423	\$ 5,773,876	\$ 18,139,052
Receivables												
Accounts and other	1,283	300,355	-	29,916	-	74,334	-	-	155,834	200	122,982	684,904
Loans	-	-	405,250	-	-	-	-	-	-	-	1,634,062	2,039,312
Due from other governments	-	-	-	-	-	116,859	-	-	2,149,133	-	60,188	2,326,180
Inventories	-	21,805	-	-	-	-	-	-	94,600	-	-	116,405
Prepaid items	-	-	-	-	-	-	-	-	32,523	-	-	32,523
Advance to other funds	-	-	-	-	-	-	-	-	-	295,082	-	295,082
TOTAL ASSETS	<u>\$424,535</u>	<u>\$ 1,801,142</u>	<u>\$ 557,959</u>	<u>\$ 833,603</u>	<u>\$ 23,099</u>	<u>\$1,185,879</u>	<u>\$ 2,080,925</u>	<u>\$ 82,206</u>	<u>\$2,485,297</u>	<u>\$ 6,567,705</u>	<u>\$ 7,591,108</u>	<u>\$ 23,633,458</u>
<u>LIABILITIES, DEFERRED INFLOWS OF RESOURCES, AND FUND BALANCES</u>												
LIABILITIES												
Accounts payable	\$ 186	\$ 55,607	\$ -	\$ -	\$ -	\$ 12,004	\$ -	\$ 437	\$ 507,608	\$ 41,408	\$ 133,161	\$ 750,411
Accrued liabilities	-	18,998	-	-	-	1,505	-	-	150,195	1,400	3,220	175,318
Due to other governments	-	-	-	-	-	-	-	27,309	-	-	-	27,309
Due to others	-	-	-	-	-	-	-	-	-	-	61,056	61,056
Unearned revenue	-	125,153	405,250	-	-	241,574	-	-	-	-	1,692,660	2,464,637
Advances from other funds	-	-	-	-	-	-	-	-	1,733,845	-	660,000	2,393,845
TOTAL LIABILITIES	<u>186</u>	<u>199,758</u>	<u>405,250</u>	<u>-</u>	<u>-</u>	<u>255,083</u>	<u>-</u>	<u>27,746</u>	<u>2,391,648</u>	<u>42,808</u>	<u>2,550,097</u>	<u>5,872,576</u>
FUND BALANCES												
Nonspendable	-	21,805	-	-	-	-	-	-	127,123	-	-	148,928
Restricted	-	-	-	833,603	-	114,183	-	-	-	-	-	947,786
Committed	424,349	1,579,579	152,709	-	23,099	816,613	2,080,925	54,460	-	6,524,897	5,041,011	16,697,642
Unassigned	-	-	-	-	-	-	-	-	(33,474)	-	-	(33,474)
TOTAL FUND BALANCES	<u>424,349</u>	<u>1,601,384</u>	<u>152,709</u>	<u>833,603</u>	<u>23,099</u>	<u>930,796</u>	<u>2,080,925</u>	<u>54,460</u>	<u>93,649</u>	<u>6,524,897</u>	<u>5,041,011</u>	<u>17,760,882</u>
TOTAL LIABILITIES, DEFERRED INFLOWS OF RESOURCES, AND FUND BALANCES	<u>\$424,535</u>	<u>\$ 1,801,142</u>	<u>\$ 557,959</u>	<u>\$ 833,603</u>	<u>\$ 23,099</u>	<u>\$1,185,879</u>	<u>\$ 2,080,925</u>	<u>\$ 82,206</u>	<u>\$2,485,297</u>	<u>\$ 6,567,705</u>	<u>\$ 7,591,108</u>	<u>\$ 23,633,458</u>

CITY OF LA CROSSE, WISCONSIN
COMBINING STATEMENT OF REVENUE, EXPENDITURES, AND CHANGES IN FUND BALANCES
NONMAJOR SPECIAL REVENUE FUNDS
YEAR ENDED DECEMBER 31, 2018

	GREEN ISLAND	AUDITORIUM	INDUSTRIAL PARK	PASSENGER FACILITY CHARGE	COUNTY CONTRIBUTION FOR AIRPORT	POLICE GRANTS	LIBRARY SPECIAL GRANTS	MUNICIPAL COURT	TRANSIT	BUDGET CARRYOVER	OTHER	TOTAL NONMAJOR SPECIAL REVENUE FUNDS
REVENUE												
Taxes	\$ -	\$ -	\$ 4,277	\$ -	\$ -	\$ -	\$ -	\$ -	\$ -	\$ -	\$ 500,362	\$ 504,639
Intergovernmental	-	-	-	-	-	373,497	-	-	3,723,086	-	639,852	4,736,435
Licenses and permits	-	-	-	-	-	-	-	-	-	-	216,580	216,580
Fines, forfeits, and penalties	-	-	-	-	-	19,622	-	803,368	-	71,949	-	894,939
Public charges for services	14,449	2,701,851	-	391,574	-	56,846	-	-	1,442,024	531	699,501	5,306,776
Intergovernmental charges for services	-	-	-	-	3,724	178,807	-	-	-	-	94,550	277,081
Miscellaneous	109	-	25,075	24,584	-	488,377	257,194	-	22,414	349	2,176,695	2,994,797
TOTAL REVENUE	14,558	2,701,851	29,352	416,158	3,724	1,117,149	257,194	803,368	5,187,524	72,829	4,327,540	14,931,247
EXPENDITURES												
Current												
General government	-	-	-	-	-	-	-	-	-	345,814	102,534	448,348
Public safety	-	-	-	-	-	725,302	-	-	-	12,061	218,757	956,120
Public works	-	-	-	-	-	-	-	-	5,674,027	61,475	15,935	5,751,437
Health and human services	-	-	-	-	-	-	-	-	-	-	202,285	202,285
Culture, recreation, and education	34,745	1,834,303	-	-	-	-	389,503	-	-	37,405	1,934,654	4,230,610
Conservation and development	-	-	-	-	-	-	-	-	-	13,784	2,064,358	2,078,142
Capital outlay	27,715	45,489	-	122,481	-	131,475	-	-	-	1,338,158	86,888	1,752,206
Debt service												
Principal	-	-	-	190,000	-	-	-	-	-	-	-	190,000
Interest and other fiscal charges	-	-	-	36,400	-	-	-	-	-	-	-	36,400
TOTAL EXPENDITURES	62,460	1,879,792	-	348,881	-	856,777	389,503	-	5,674,027	1,808,697	4,625,411	15,645,548
EXCESS OF REVENUE (UNDER) OVER EXPENDITURES	(47,902)	822,059	29,352	67,277	3,724	260,372	(132,309)	803,368	(486,503)	(1,735,868)	(297,871)	(714,301)
OTHER FINANCING SOURCES (USES)												
Operating transfers in	-	351,069	-	-	-	-	-	-	506,573	1,336,261	13,020	2,206,923
Operating transfers (out)	-	(917,548)	(22,153)	(200,000)	(89,000)	(113,457)	-	(801,335)	(3,000)	(4,263,282)	(521,475)	(6,931,250)
TOTAL OTHER FINANCING (USES) SOURCES	-	(566,479)	(22,153)	(200,000)	(89,000)	(113,457)	-	(801,335)	503,573	(2,927,021)	(508,455)	(4,724,327)
NET CHANGE IN FUND BALANCES	(47,902)	255,580	7,199	(132,723)	(85,276)	146,915	(132,309)	2,033	17,070	(4,662,889)	(806,326)	(5,438,628)
FUND BALANCES - BEGINNING	472,251	1,345,804	145,510	966,326	108,375	783,881	2,213,234	52,427	76,579	11,187,786	5,847,337	23,199,510
FUND BALANCES - ENDING	\$424,349	\$1,601,384	\$ 152,709	\$ 833,603	\$ 23,099	\$ 930,796	\$2,080,925	\$ 54,460	\$ 93,649	\$ 6,524,897	\$ 5,041,011	\$ 17,760,882

CITY OF LA CROSSE, WISCONSIN
COMBINING BALANCE SHEET
NONMAJOR CAPITAL PROJECTS FUNDS
DECEMBER 31, 2018

<u>ASSETS</u>	<u>TIF</u> <u>DISTRICT #6</u>	<u>TIF</u> <u>DISTRICT #7</u>	<u>TIF</u> <u>DISTRICT #9</u>	<u>TIF</u> <u>DISTRICT #10</u>	<u>TIF</u> <u>DISTRICT #11</u>	<u>TIF</u> <u>DISTRICT #12</u>	<u>TIF</u> <u>DISTRICT #13</u>	<u>TIF</u> <u>DISTRICT #14</u>
Cash and investments	\$ 636,358	\$ 513,860	\$ 586,839	\$ 106,352	\$1,778,708	\$ 429,080	\$1,138,765	\$5,273,846
Receivable								
Taxes	1,710,862	291,678	480,349	76,663	4,027,333	620,383	1,413,872	1,588,262
Accounts and other	-	-	-	-	-	-	48,156	17
Special assessments	-	-	-	-	-	-	-	-
Loans	-	252,037	-	-	590,833	-	115,000	194,034
Due from other governments	-	-	-	-	-	-	-	-
TOTAL ASSETS	<u>\$2,347,220</u>	<u>\$1,057,575</u>	<u>\$1,067,188</u>	<u>\$ 183,015</u>	<u>\$6,396,874</u>	<u>\$1,049,463</u>	<u>\$2,715,793</u>	<u>\$7,056,159</u>
<u>LIABILITIES, DEFERRED INFLOWS OF RESOURCES AND FUND BALANCES</u>								
<u>LIABILITIES</u>								
Accounts payable	\$ -	\$ 23,506	\$ -	\$ -	\$ -	\$ 15,400	\$ -	\$ 186,212
Unearned revenue	-	252,037	-	-	590,833	-	115,000	194,034
Advances from other funds	336,343	5,698	1,405	291,474	3,319,674	246,196	669,902	-
TOTAL LIABILITIES	<u>336,343</u>	<u>281,241</u>	<u>1,405</u>	<u>291,474</u>	<u>3,910,507</u>	<u>261,596</u>	<u>784,902</u>	<u>380,246</u>
<u>DEFERRED INFLOWS OF RESOURCES</u>								
Unavailable revenue								
Tax roll	1,710,862	291,678	480,349	76,663	4,027,333	620,383	1,413,872	1,588,262
Special assessments	-	-	-	-	-	-	-	-
TOTAL DEFERRED INFLOWS OF RESOURCES	<u>1,710,862</u>	<u>291,678</u>	<u>480,349</u>	<u>76,663</u>	<u>4,027,333</u>	<u>620,383</u>	<u>1,413,872</u>	<u>1,588,262</u>
<u>FUND BALANCES (DEFICITS)</u>								
Restricted	300,015	484,656	585,434	-	-	167,484	517,019	5,087,651
Unassigned	-	-	-	(185,122)	(1,540,966)	-	-	-
TOTAL FUND BALANCES (DEFICITS)	<u>300,015</u>	<u>484,656</u>	<u>585,434</u>	<u>(185,122)</u>	<u>(1,540,966)</u>	<u>167,484</u>	<u>517,019</u>	<u>5,087,651</u>
TOTAL LIABILITIES, DEFERRED INFLOWS OF RESOURCES, AND FUND BALANCES	<u>\$2,347,220</u>	<u>\$1,057,575</u>	<u>\$1,067,188</u>	<u>\$ 183,015</u>	<u>\$6,396,874</u>	<u>\$1,049,463</u>	<u>\$2,715,793</u>	<u>\$7,056,159</u>

(Continued on page 74)

CITY OF LA CROSSE, WISCONSIN
COMBINING BALANCE SHEET
NONMAJOR CAPITAL PROJECTS FUNDS - Continued
DECEMBER 31, 2018

<u>ASSETS</u>	TIF DISTRICT #15	TIF DISTRICT #16	TIF DISTRICT #17	CAPITAL EQUIPMENT	SPECIAL ASSESSMENTS	STATE HIGHWAY LAND	BLUFFLAND PRESERVATION	TOTAL NONMAJOR CAPITAL PROJECTS FUNDS
Cash and investments	\$1,989,424	\$ 119,496	\$ 55,867	\$2,348,255	\$ 1,204,502	\$ 365,934	\$ 909	\$ 16,548,195
Receivable								
Taxes	780,687	179,299	1,174,360	-	205,568	-	-	12,549,316
Accounts and other	-	-	-	4,501	25,071	-	-	77,745
Special assessments	-	-	-	-	655,951	-	-	655,951
Loans	-	-	-	-	-	-	-	1,151,904
Due from other governments	-	-	-	-	-	26,200	-	26,200
TOTAL ASSETS	<u>\$2,770,111</u>	<u>\$ 298,795</u>	<u>\$1,230,227</u>	<u>\$2,352,756</u>	<u>\$ 2,091,092</u>	<u>\$ 392,134</u>	<u>\$ 909</u>	<u>\$ 31,009,311</u>
<u>LIABILITIES, DEFERRED INFLOWS OF RESOURCES AND FUND BALANCES</u>								
LIABILITIES								
Accounts payable	\$ 67,783	\$ -	\$ -	\$ 94,878	\$ 6,712	\$ -	\$ -	\$ 394,491
Unearned revenue	-	-	-	-	-	-	-	1,151,904
Advances from other funds	-	147,752	11,351	-	-	-	-	5,029,795
TOTAL LIABILITIES	<u>67,783</u>	<u>147,752</u>	<u>11,351</u>	<u>94,878</u>	<u>6,712</u>	<u>-</u>	<u>-</u>	<u>6,576,190</u>
DEFERRED INFLOWS OF RESOURCES								
Unavailable revenue								
Tax roll	780,687	179,299	1,174,360	-	205,568	-	-	12,549,316
Other	-	-	-	-	659,997	-	-	659,997
TOTAL DEFERRED INFLOWS OF RESOURCES	<u>780,687</u>	<u>179,299</u>	<u>1,174,360</u>	<u>-</u>	<u>865,565</u>	<u>-</u>	<u>-</u>	<u>13,209,313</u>
FUND BALANCES (DEFICITS)								
Restricted	1,921,641	-	44,516	2,257,878	1,218,815	392,134	909	12,978,152
Unassigned	-	(28,256)	-	-	-	-	-	(1,754,344)
	<u>1,921,641</u>	<u>(28,256)</u>	<u>44,516</u>	<u>2,257,878</u>	<u>1,218,815</u>	<u>392,134</u>	<u>909</u>	<u>11,223,808</u>
TOTAL LIABILITIES, DEFERRED INFLOWS OF RESOURCES, AND FUND BALANCES	<u>\$2,770,111</u>	<u>\$ 298,795</u>	<u>\$1,230,227</u>	<u>\$2,352,756</u>	<u>\$ 2,091,092</u>	<u>\$ 392,134</u>	<u>\$ 909</u>	<u>\$ 31,009,311</u>

CITY OF LA CROSSE, WISCONSIN
COMBINING STATEMENT OF REVENUE, EXPENDITURES, AND CHANGES IN FUND BALANCES
NONMAJOR CAPITAL PROJECTS FUNDS
YEAR ENDED DECEMBER 31, 2018

	TIF DISTRICT #5	TIF DISTRICT #6	TIF DISTRICT #7	TIF DISTRICT #8	TIF DISTRICT #9	TIF DISTRICT #10	TIF DISTRICT #11	TIF DISTRICT #12	TIF DISTRICT #13	TIF DISTRICT #14
REVENUE										
Taxes	\$ 206,993	\$ 1,778,774	\$ 372,028	\$ 131,390	\$ 488,303	\$ 55,526	\$ 3,955,043	\$ 680,842	\$ 1,255,745	\$ 1,763,715
Special assessments	-	-	-	-	-	-	-	-	-	-
Intergovernmental	7,557	49,700	3,776	4,392	17,628	4,839	484,129	9,263	203,182	716,482
Public charges for services	-	-	3,667	-	136,476	-	-	-	36,034	-
Miscellaneous	-	-	-	-	-	-	9,167	-	-	32,427
TOTAL REVENUE	214,550	1,828,474	379,471	135,782	642,407	60,365	4,448,339	690,105	1,494,961	2,512,624
EXPENDITURES										
Current										
Public works	-	-	-	-	-	-	-	-	-	-
Culture, recreation, and education	-	-	-	-	2,756	-	-	-	-	-
Conservation and development	138	2,929	3,080	2,953	-	3,022	6,803	3,087	3,179	1,165,509
Capital outlay	106	275	383,222	444	1,042,385	275	1,688,117	131,354	289,670	2,140,612
Debt service - interest	-	6,320	107	-	26	5,477	89,317	6,688	12,589	-
TOTAL EXPENDITURES	244	9,524	386,409	3,397	1,045,167	8,774	1,784,237	141,129	305,438	3,306,121
EXCESS OF REVENUE OVER (UNDER) EXPENDITURES	214,306	1,818,950	(6,938)	132,385	(402,760)	51,591	2,664,102	548,976	1,189,523	(793,497)
OTHER FINANCING (USES) SOURCES										
Operating transfers in	-	339,691	9,284	-	-	-	8,790	242,706	800	600,000
Operating transfers (out)	(214,306)	(2,000,000)	-	(132,385)	(2,093)	(6,000)	(2,500,000)	(600,000)	(750,000)	(25,823)
Issuance of long-term debt	-	-	-	-	-	-	-	-	-	-
TOTAL OTHER FINANCING (USES) SOURCES	(214,306)	(1,660,309)	9,284	(132,385)	(2,093)	(6,000)	(2,491,210)	(357,294)	(749,200)	574,177
NET CHANGE IN FUND BALANCE:	-	158,641	2,346	-	(404,853)	45,591	172,892	191,682	440,323	(219,320)
FUND BALANCES (DEFICIT) - BEGINNING	-	141,374	482,310	-	990,287	(230,713)	(1,713,858)	(24,198)	76,696	5,306,971
FUND BALANCES (DEFICIT) - ENDING	\$ -	\$ 300,015	\$ 484,656	\$ -	\$ 585,434	\$ (185,122)	\$ (1,540,966)	\$ 167,484	\$ 517,019	\$ 5,087,651

(Continued on page 76)

CITY OF LA CROSSE, WISCONSIN
COMBINING STATEMENT OF REVENUE, EXPENDITURES, AND CHANGES IN FUND BALANCES - Continued
NONMAJOR CAPITAL PROJECTS FUNDS
YEAR ENDED DECEMBER 31, 2018

	TIF DISTRICT #15	TIF DISTRICT #16	TIF DISTRICT #17	CAPITAL EQUIPMENT	SPECIAL ASSESSMENTS	STATE HIGHWAY LAND	BLUFFLAND PRESERVATION	CAPITAL IMPROVEMENT PROGRAM	TOTAL NONMAJOR CAPITAL PROJECTS FUNDS
REVENUE									
Taxes	\$ 787,667	\$ 140,408	\$ 890,228	\$ -	\$ -	\$ -	\$ -	\$ -	\$12,506,662
Special assessments	-	-	-	-	287,795	-	-	-	287,795
Intergovernmental	75,415	2,052	16,982	-	-	-	-	-	1,595,397
Public charges for services	-	-	-	-	-	-	-	-	176,177
Miscellaneous	-	-	-	67,315	16,082	-	73	-	125,064
TOTAL REVENUE	<u>863,082</u>	<u>142,460</u>	<u>907,210</u>	<u>67,315</u>	<u>303,877</u>	<u>-</u>	<u>73</u>	<u>-</u>	<u>14,691,095</u>
EXPENDITURES									
Current									
Public works	-	-	-	-	75,427	-	-	-	75,427
Culture, recreation, and education	-	-	-	-	-	-	-	-	2,756
Conservation and development	140,639	2,416	2,219	-	-	-	-	-	1,335,974
Capital outlay	150,150	58,987	8,181	2,145,240	77,775	-	124,689	-	8,241,482
Debt Service - interest	-	2,777	213	-	-	-	-	-	123,514
TOTAL EXPENDITURES	<u>290,789</u>	<u>64,180</u>	<u>10,613</u>	<u>2,145,240</u>	<u>153,202</u>	<u>-</u>	<u>124,689</u>	<u>-</u>	<u>9,779,153</u>
EXCESS OF REVENUE OVER (UNDER) EXPENDITURES	<u>572,293</u>	<u>78,280</u>	<u>896,597</u>	<u>(2,077,925)</u>	<u>150,675</u>	<u>-</u>	<u>(124,616)</u>	<u>-</u>	<u>4,911,942</u>
OTHER FINANCING SOURCES (USES)									
Operating transfers in	-	-	-	959,672	-	-	125,000	-	2,285,943
Operating transfers (out)	-	-	(1,074,124)	(320,423)	(40,000)	-	-	(29,409)	(7,694,563)
Issuance of long-term debt	-	-	-	1,556,400	-	-	-	-	1,556,400
TOTAL OTHER FINANCING (USES) SOURCES	<u>-</u>	<u>-</u>	<u>(1,074,124)</u>	<u>2,195,649</u>	<u>(40,000)</u>	<u>-</u>	<u>125,000</u>	<u>(29,409)</u>	<u>(3,852,220)</u>
NET CHANGE IN FUND BALANCES	572,293	78,280	(177,527)	117,724	110,675	-	384	(29,409)	1,059,722
FUND BALANCES (DEFICIT) - BEGINNING	<u>1,349,348</u>	<u>(106,536)</u>	<u>222,043</u>	<u>2,140,154</u>	<u>1,108,140</u>	<u>392,134</u>	<u>525</u>	<u>29,409</u>	<u>10,164,086</u>
FUND BALANCES (DEFICIT) - ENDING	<u>\$ 1,921,641</u>	<u>\$ (28,256)</u>	<u>\$ 44,516</u>	<u>\$ 2,257,878</u>	<u>\$ 1,218,815</u>	<u>\$ 392,134</u>	<u>\$ 909</u>	<u>\$ -</u>	<u>\$11,223,808</u>

CITY OF LA CROSSE, WISCONSIN
COMBINING STATEMENT OF NET POSITION
INTERNAL SERVICE FUNDS
DECEMBER 31, 2018

<u>ASSETS</u>	LIABILITY SELF INSURANCE	WORKERS' COMPENSATION SELF INSURANCE	STOCK ROOM	EMPLOYEES' HEALTH SELF INSURANCE	HEALTH CARE COST CONTAINMENT	FUEL MANAGEMENT	TOTAL
Cash and investments	\$ 312,477	\$ 1,905,586	\$ 48,491	\$19,555,259	\$ 530	\$ 1,224,672	\$23,047,015
Accounts receivable	-	3,151	150	747,558	-	-	750,859
Inventories	-	-	118,918	-	-	-	118,918
Prepaid items	-	-	-	21	-	-	21
TOTAL ASSETS	<u>\$ 312,477</u>	<u>\$ 1,908,737</u>	<u>\$ 167,559</u>	<u>\$20,302,838</u>	<u>\$ 530</u>	<u>\$ 1,224,672</u>	<u>\$23,916,813</u>
<u>LIABILITIES AND NET POSITION</u>							
LIABILITIES							
Accounts payable	\$ 206,493	\$ 1,091,676	\$ 15	\$ 3,892,811	\$ 530	\$ -	\$ 5,191,525
Accrued payroll	-	-	-	4,622	-	-	4,622
Unearned revenue	-	-	-	53,500	-	-	53,500
TOTAL LIABILITIES	<u>206,493</u>	<u>1,091,676</u>	<u>15</u>	<u>3,950,933</u>	<u>530</u>	<u>-</u>	<u>5,249,647</u>
NET POSITION							
Unrestricted	105,984	817,061	167,544	16,351,905	-	1,224,672	18,667,166
TOTAL LIABILITIES AND NET POSITION	<u>\$ 312,477</u>	<u>\$ 1,908,737</u>	<u>\$ 167,559</u>	<u>\$20,302,838</u>	<u>\$ 530</u>	<u>\$ 1,224,672</u>	<u>\$23,916,813</u>

CITY OF LA CROSSE, WISCONSIN
COMBINING STATEMENT OF REVENUE, EXPENSES, AND CHANGES IN NET POSITION
INTERNAL SERVICE FUNDS
YEAR ENDED DECEMBER 31, 2018

	LIABILITY SELF INSURANCE	WORKERS' COMPENSATION SELF INSURANCE	STOCK ROOM	EMPLOYEES' HEALTH SELF INSURANCE	HEALTH CARE COST CONTAINMENT	FUEL MANAGEMENT	TOTAL
OPERATING REVENUE							
Interfund charges for services	\$ -	\$ 450,788	\$ -	\$12,002,562	\$ -	\$ 32,578	\$12,485,928
Miscellaneous	123,888	34,009	731	1,574,297	-	-	1,732,925
TOTAL OPERATING REVENUE	<u>123,888</u>	<u>484,797</u>	<u>731</u>	<u>13,576,859</u>	<u>-</u>	<u>32,578</u>	<u>14,218,853</u>
OPERATING EXPENSES							
Operations	22,257	-	-	459,976	12,707	1,029	495,969
Claims	249,623	960,841	9,130	13,039,645	-	-	14,259,239
TOTAL OPERATING EXPENSES	<u>271,880</u>	<u>960,841</u>	<u>9,130</u>	<u>13,499,621</u>	<u>12,707</u>	<u>1,029</u>	<u>14,755,208</u>
OPERATING (LOSS) INCOME	(147,992)	(476,044)	(8,399)	77,238	(12,707)	31,549	(536,355)
NONOPERATING REVENUE							
Interest income	-	-	-	489,738	-	-	489,738
(LOSS) INCOME BEFORE TRANSFERS	(147,992)	(476,044)	(8,399)	566,976	(12,707)	31,549	(46,617)
TRANSFERS IN (OUT)	-	-	-	-	12,707	(700,000)	(687,293)
CHANGE IN NET POSITION	(147,992)	(476,044)	(8,399)	566,976	-	(668,451)	(733,910)
NET POSITION - BEGINNING	<u>253,976</u>	<u>1,293,105</u>	<u>175,943</u>	<u>15,784,929</u>	<u>-</u>	<u>1,893,123</u>	<u>19,401,076</u>
NET POSITION - ENDING	<u>\$ 105,984</u>	<u>\$ 817,061</u>	<u>\$ 167,544</u>	<u>\$16,351,905</u>	<u>\$ -</u>	<u>\$ 1,224,672</u>	<u>\$18,667,166</u>

CITY OF LA CROSSE, WISCONSIN
COMBINING STATEMENT OF CASH FLOWS
INTERNAL SERVICE FUNDS
YEAR ENDED DECEMBER 31, 2018

	LIABILITY SELF INSURANCE	WORKERS' COMPENSATION SELF INSURANCE	STOCK ROOM	EMPLOYEES' HEALTH SELF INSURANCE	HEALTH COST CONTAINMENT	FUEL MANAGEMENT	TOTAL
CASH FLOWS FROM OPERATING ACTIVITIES							
Receipts from customers and users	\$ -	\$ -	\$ -	\$ 1,360,765	\$ -	\$ -	\$ 1,360,765
Receipts from quasi-external transactions	123,888	484,797	581	11,719,455	-	32,578	12,361,299
Payments to suppliers for goods and services	(241,312)	-	(1,138)	(360,796)	(12,303)	(1,029)	(616,578)
Payments for employees for services	-	-	-	(70,848)	-	-	(70,848)
Payments for employee benefits	-	(303,214)	-	(13,126,874)	-	-	(13,430,088)
NET CASH (USED IN) PROVIDED BY OPERATING ACTIVITIES	(117,424)	181,583	(557)	(478,298)	(12,303)	31,549	(395,450)
CASH FLOWS FROM NONCAPITAL FINANCING ACTIVITIES							
Operating transfers from other funds	-	-	-	-	12,707	(700,000)	(687,293)
CASH FLOWS FROM INVESTING ACTIVITIES							
Interest received	-	-	-	489,738	-	-	489,738
NET (DECREASE) INCREASE IN CASH AND INVESTMENTS	(117,424)	181,583	(557)	11,440	404	(668,451)	(593,005)
CASH AND INVESTMENTS - BEGINNING	429,901	1,724,003	49,048	19,543,819	126	1,893,123	23,640,020
CASH AND INVESTMENTS - ENDING	\$ 312,477	\$ 1,905,586	\$ 48,491	\$ 19,555,259	\$ 530	\$ 1,224,672	\$ 23,047,015
Reconciliation of operating (loss) income to net cash (used in) provided by operating activities							
Operating (loss) income	\$ (147,992)	\$ (476,044)	\$ (8,399)	\$ 77,238	\$ (12,707)	\$ 31,549	\$ (536,355)
Adjustments to reconcile operating (loss) income to net cash flows from operating activities							
Changes in assets and liabilities							
(Increase) decrease in assets							
Receivables	-	-	(150)	(492,637)	-	-	(492,787)
Prepaid expenses	-	-	-	89,785	-	-	89,785
Inventories	-	-	7,977	-	-	-	7,977
Increase (decrease) in liabilities							
Accounts payable	30,568	657,627	15	(149,249)	404	-	539,365
Accrued payroll	-	-	-	567	-	-	567
Unearned revenue	-	-	-	(4,002)	-	-	(4,002)
Total adjustments	30,568	657,627	7,842	(555,536)	404	-	140,905
NET CASH (USED IN) PROVIDED BY OPERATING ACTIVITIES	\$ (117,424)	\$ 181,583	\$ (557)	\$ (478,298)	\$ (12,303)	\$ 31,549	\$ (395,450)

CITY OF LA CROSSE, WISCONSIN
COMBINING BALANCE SHEET
ALL AGENCY FUNDS
DECEMBER 31, 2018

<u>ASSETS</u>	<u>PROPERTY TAX</u>	<u>INVESTED CASH</u>	<u>OTHER</u>	<u>TOTAL</u>
Cash and investments	\$ 23,695,353	\$ -	\$ 83,332	\$ 23,778,685
Taxes receivable	31,415,219	-	-	31,415,219
Accounts receivable	<u>-</u>	<u>-</u>	<u>14,670</u>	<u>14,670</u>
TOTAL ASSETS	<u>\$ 55,110,572</u>	<u>\$ -</u>	<u>\$ 98,002</u>	<u>\$ 55,208,574</u>
<u>LIABILITIES</u>				
Accounts payable	\$ 11,221	\$ -	\$ -	\$ 11,221
Due to other governments	55,099,351	-	-	55,099,351
Due to others	<u>-</u>	<u>-</u>	<u>98,002</u>	<u>98,002</u>
TOTAL LIABILITIES	<u>\$ 55,110,572</u>	<u>\$ -</u>	<u>\$ 98,002</u>	<u>\$ 55,208,574</u>

CITY OF LA CROSSE, WISCONSIN
COMBINING STATEMENT OF CHANGES IN ASSETS AND LIABILITIES
ALL AGENCY FUNDS
DECEMBER 31, 2018

<u>ASSETS</u>	BALANCE JANUARY 1, 2018	ADDITIONS	DELETIONS	BALANCE DECEMBER 31, 2018
Property Tax				
Cash and investments	\$ 21,557,082	\$ 57,019,022	\$ 54,880,751	\$ 23,695,353
Taxes receivable	33,341,369	31,415,219	33,341,369	31,415,219
Invested Cash				
Cash and investments	(1,283)	1,283	-	-
Accounts receivable	1,283	-	1,283	-
Other				
Cash and investments	103,034	83,332	103,034	83,332
Accounts receivable	<u>12,689</u>	<u>14,670</u>	<u>12,689</u>	<u>14,670</u>
TOTAL ASSETS	<u>\$ 55,014,174</u>	<u>\$ 88,533,526</u>	<u>\$ 88,339,126</u>	<u>\$ 55,208,574</u>
 <u>LIABILITIES</u>				
Property Tax				
Accounts payable	\$ 17,700	\$ 11,221	\$ 17,700	\$ 11,221
Due to other governments	54,880,751	55,099,351	54,880,751	55,099,351
Other				
Due to others	<u>115,723</u>	<u>98,002</u>	<u>115,723</u>	<u>98,002</u>
TOTAL LIABILITIES	<u>\$ 55,014,174</u>	<u>\$ 55,208,574</u>	<u>\$ 55,014,174</u>	<u>\$ 55,208,574</u>

CITY OF LA CROSSE, WISCONSIN

OTHER REPORT

**INDEPENDENT AUDITORS' REPORT ON INTERNAL CONTROL
OVER FINANCIAL REPORTING AND ON COMPLIANCE
AND OTHER MATTERS BASED ON AN AUDIT OF FINANCIAL
STATEMENTS PERFORMED IN ACCORDANCE
WITH GOVERNMENT AUDITING STANDARDS**

To the Common Council
City of La Crosse, Wisconsin

We have audited, in accordance with auditing standards generally accepted in the United States of America and the standards applicable to financial audits contained in *Government Auditing Standards* issued by the Comptroller General of the United States, the financial statements of the governmental activities, the business-type activities, each major fund, and the aggregate remaining fund information of the City of La Crosse (the "City") as of and for the year ended December 31, 2018, and the related notes to the financial statements, which collectively comprise the City's basic financial statements, and have issued our report thereon dated September 25, 2019.

Internal Control Over Financial Reporting

In planning and performing our audit of the financial statements, we considered the City's internal control over financial reporting (internal control) to determine the audit procedures that are appropriate in the circumstances for the purpose of expressing our opinion on the financial statements, but not for the purpose of expressing an opinion on the effectiveness of the City's internal control. Accordingly, we do not express an opinion on the effectiveness of the City's internal control.

A deficiency in internal control exists when the design or operation of a control does not allow management or employees, in the normal course of performing their assigned functions, to prevent, or detect and correct, misstatements on a timely basis. *A material weakness* is a deficiency, or a combination of deficiencies, in internal control, such that there is a reasonable possibility that a material misstatement of the City's financial statements will not be prevented, or detected and corrected on a timely basis. *A significant deficiency* is a deficiency, or a combination of deficiencies, in internal control that is less severe than a material weakness, yet important enough to merit attention by those charged with governance.

Our consideration of internal control was for the limited purpose described in the first paragraph of this section and was not designed to identify all deficiencies in internal control that might be material weaknesses or significant deficiencies and therefore, material weaknesses or significant deficiencies may exist that have not been identified. We did identify a deficiency in internal control, described below that we consider to be a material weakness:

2018-001 - Material Audit Adjustments

Program: City-wide

Criteria: Generally accepted accounting principles

Condition: Material audit adjustments were required to prevent the City's financial statements from being materially misstated.

Questioned Costs: Not applicable.

Context: Internal controls did not identify that adjustments should be recorded.

Effect: This weakness could result in undetected errors and irregularities and misstated interim financial reports.

Information: Systematic problem.

Prior Year Finding: This was not a prior year finding.

Recommendation: Improve the City's financial reporting internal controls to prevent these types of adjustments from occurring in the future. Document which accounting procedures are needed to be completed on a recurring basis to detect material adjustments.

Management's Response: The City will incorporate financial reporting internal controls to detect material adjustments, prevent materially misstated financial statements and increase the accuracy of the interim financial reports used by management.

Compliance and Other Matters

As part of obtaining reasonable assurance about whether the City's financial statements are free from material misstatement, we performed tests of its compliance with certain provisions of laws, regulations, contracts, and grant agreements, noncompliance with which could have a direct and material effect on the determination of financial statement amounts. However, providing an opinion on compliance with those provisions was not an objective of our audit, and accordingly, we do not express such an opinion. The results of our tests disclosed no instances of noncompliance or other matters that are required to be reported under *Government Auditing Standards*.

City of La Crosse, Wisconsin's Response to Findings

City of La Crosse, Wisconsin's response to the findings identified in our audit is described in the accompanying schedule of findings and questioned costs. City of La Crosse, Wisconsin's response was not subjected to the auditing procedures applied in the audit of the financial statements and, accordingly, we express no opinion on it.

Purpose of this Report

The purpose of this report is solely to describe the scope of our testing of internal control and compliance and the result of that testing, and not to provide an opinion on the effectiveness of the City's internal control or on compliance. This report is an integral part of an audit performed in accordance with *Government Auditing Standards* in considering the City's internal control and compliance. Accordingly, this communication is not suitable for any other purpose.

Hawkins Ash CPAs, LLP

La Crosse, Wisconsin
September 25, 2019