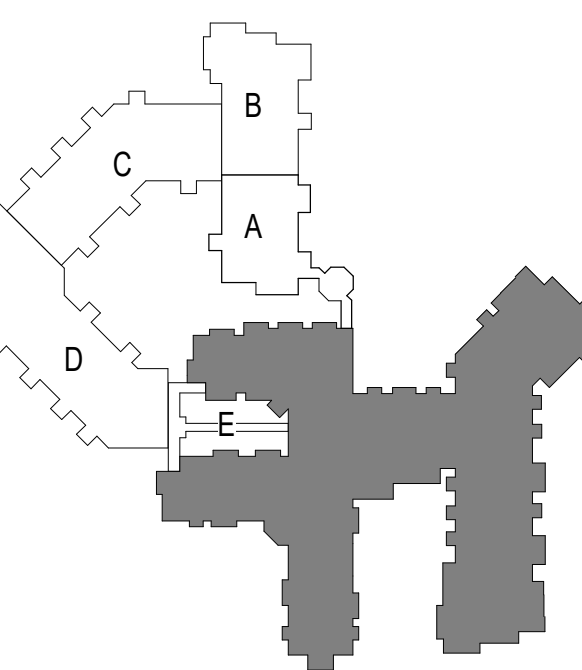




POPE ASSOCIATES, INC.  
1295 BANDANA BLVD N, SUITE 200  
ST. PAUL, MN 55108-2735  
(651) 642-9200 | FAX (651) 642-1101  
www.popearch.com

**BETHANY**  
LUTHERAN HOMES  
A GUNDERSEN HEALTH SYSTEM AFFILIATE

**EAGLE CREST SOUTH ADDITION PHASE 2 LA CROSSE, WI**



NOT FOR CONSTRUCTION

**LIFE SAFETY PLANS**

Issues and Revisions:

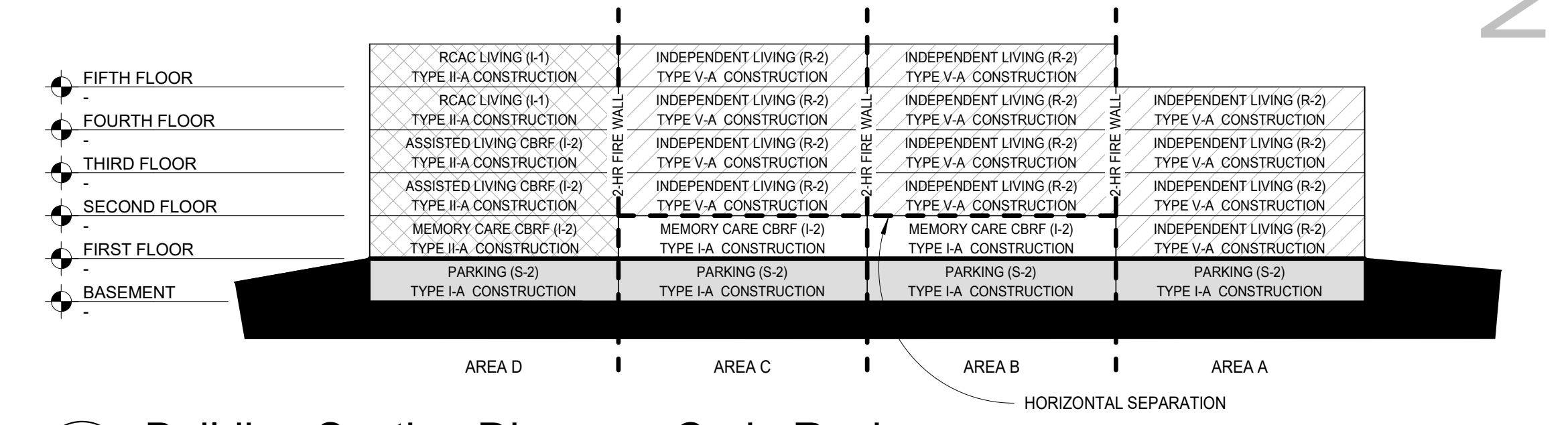
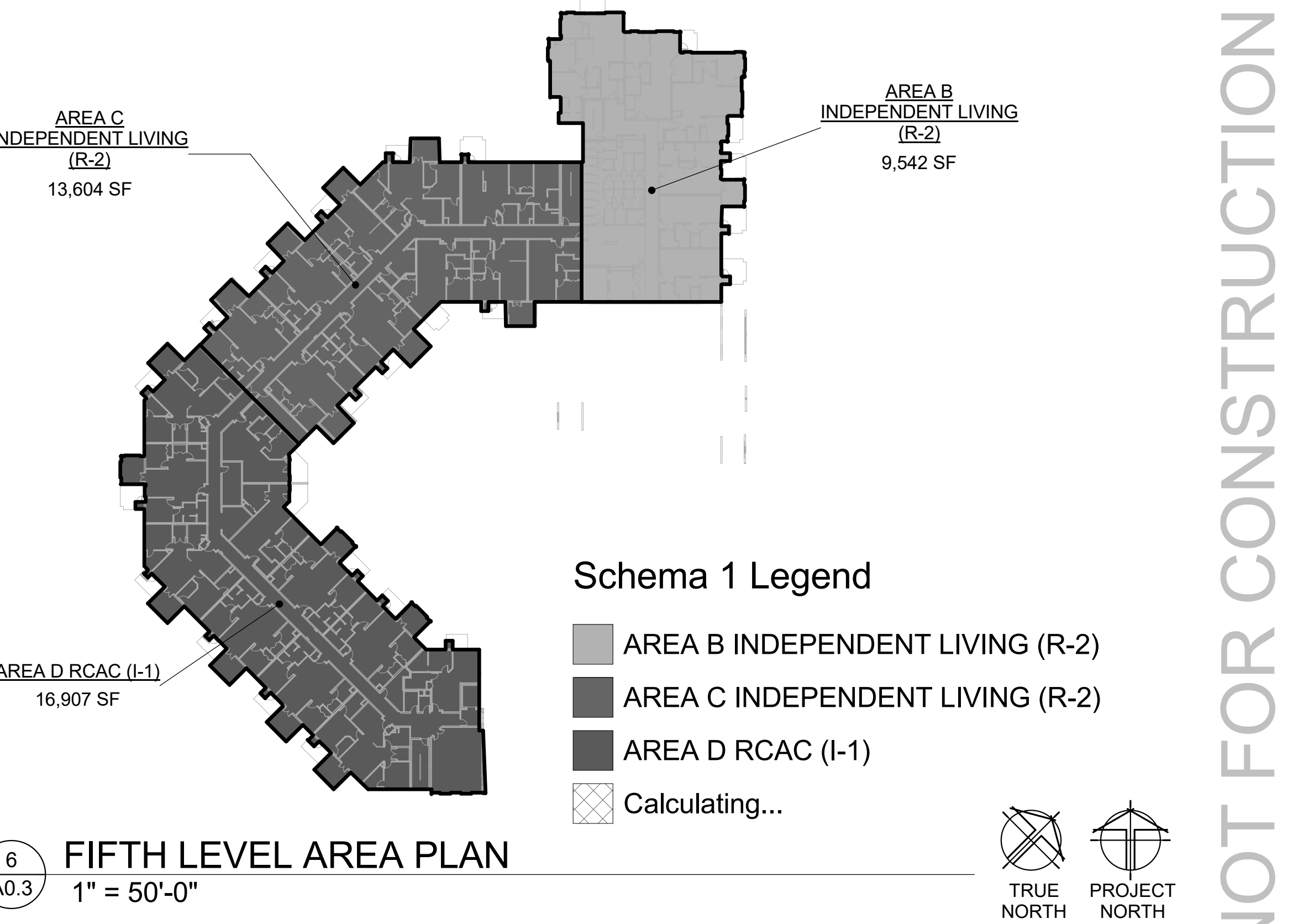
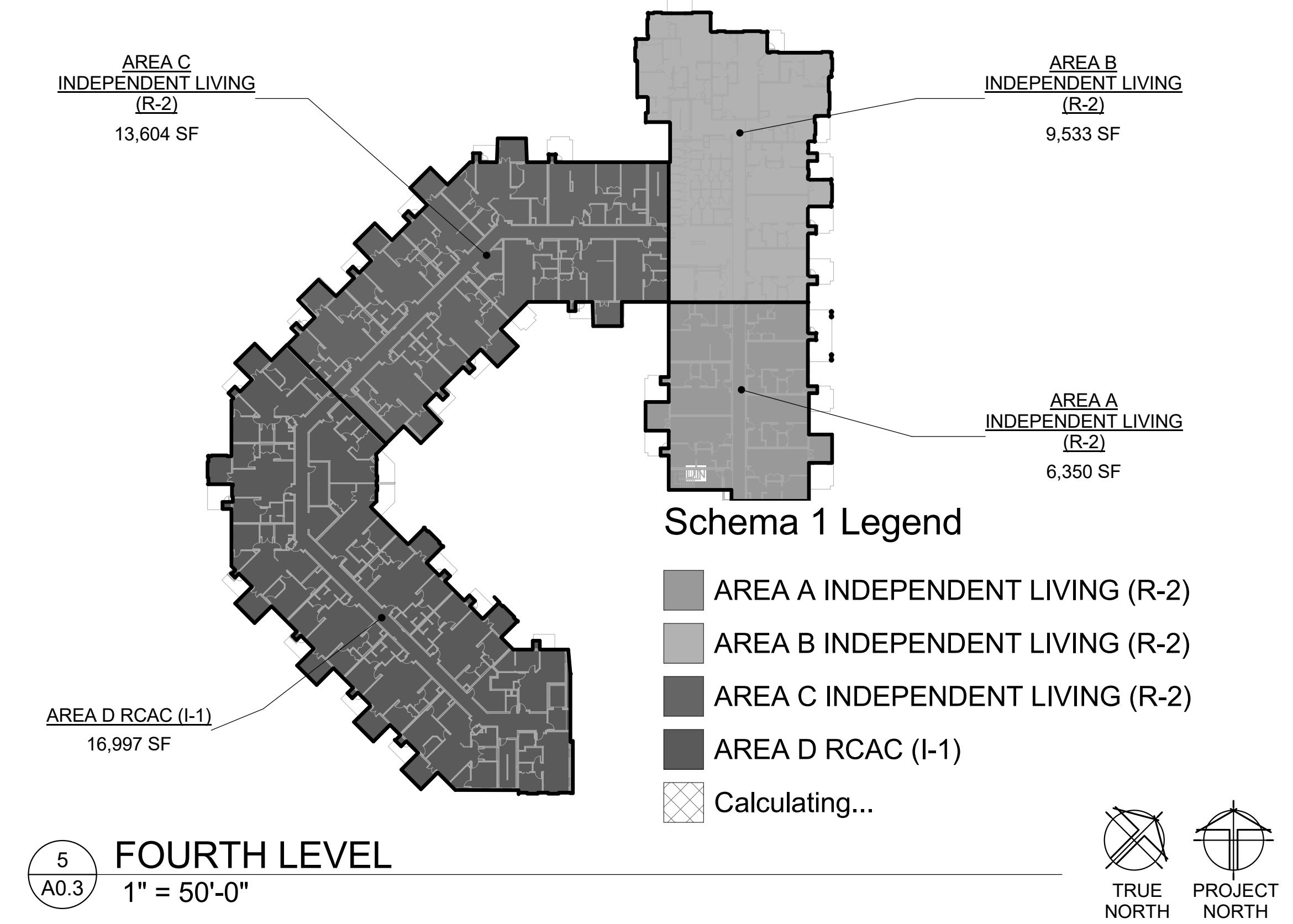
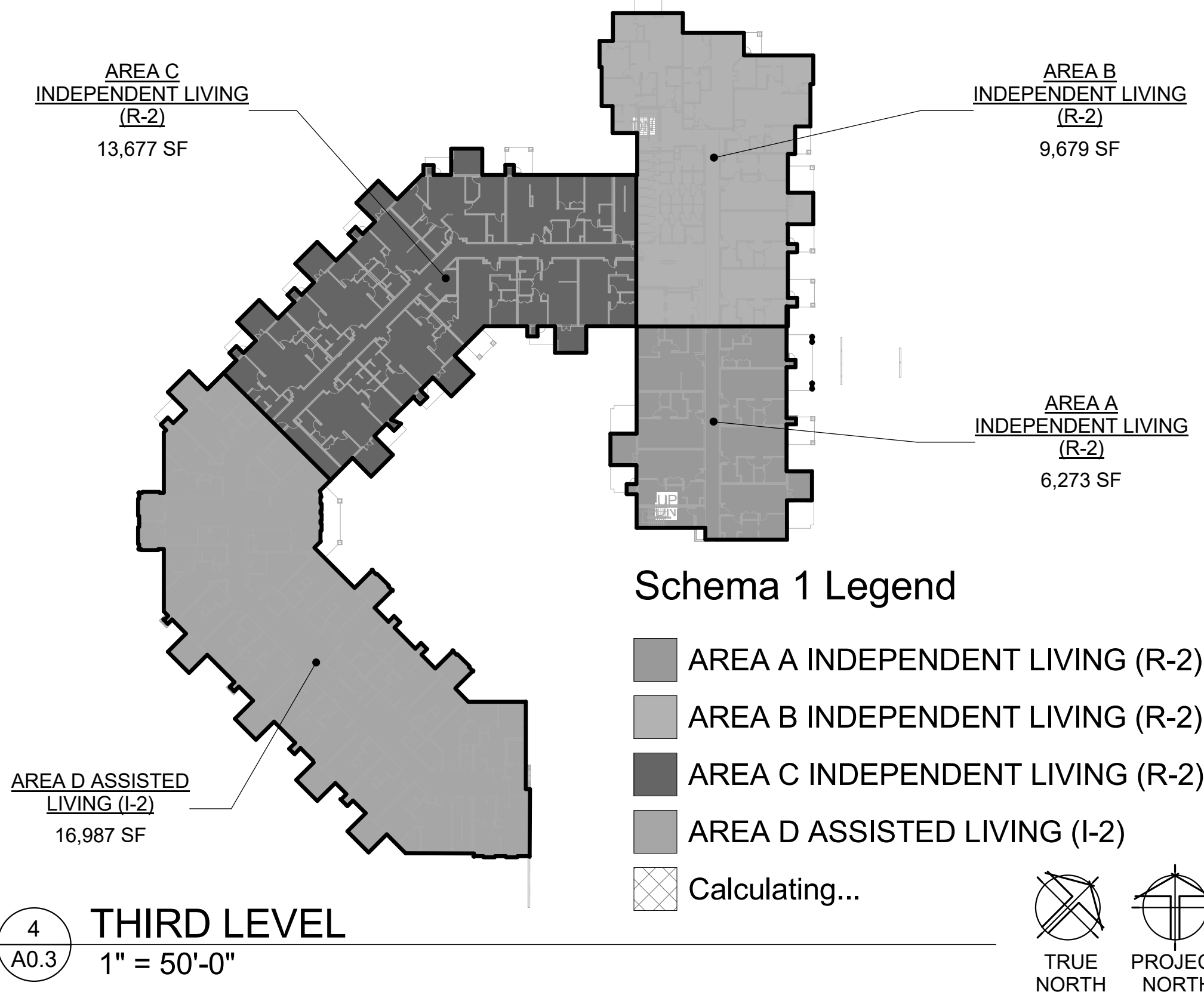
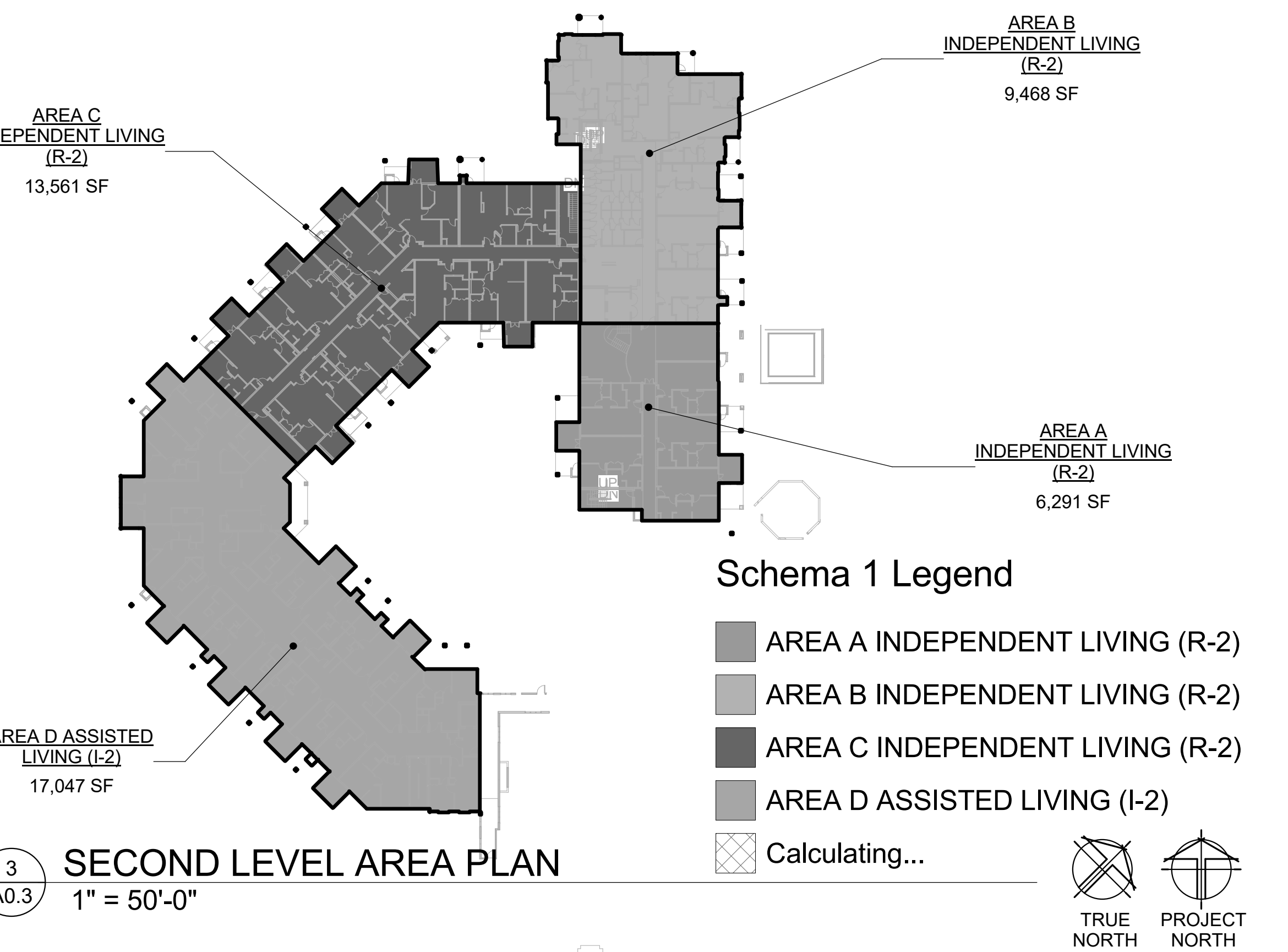
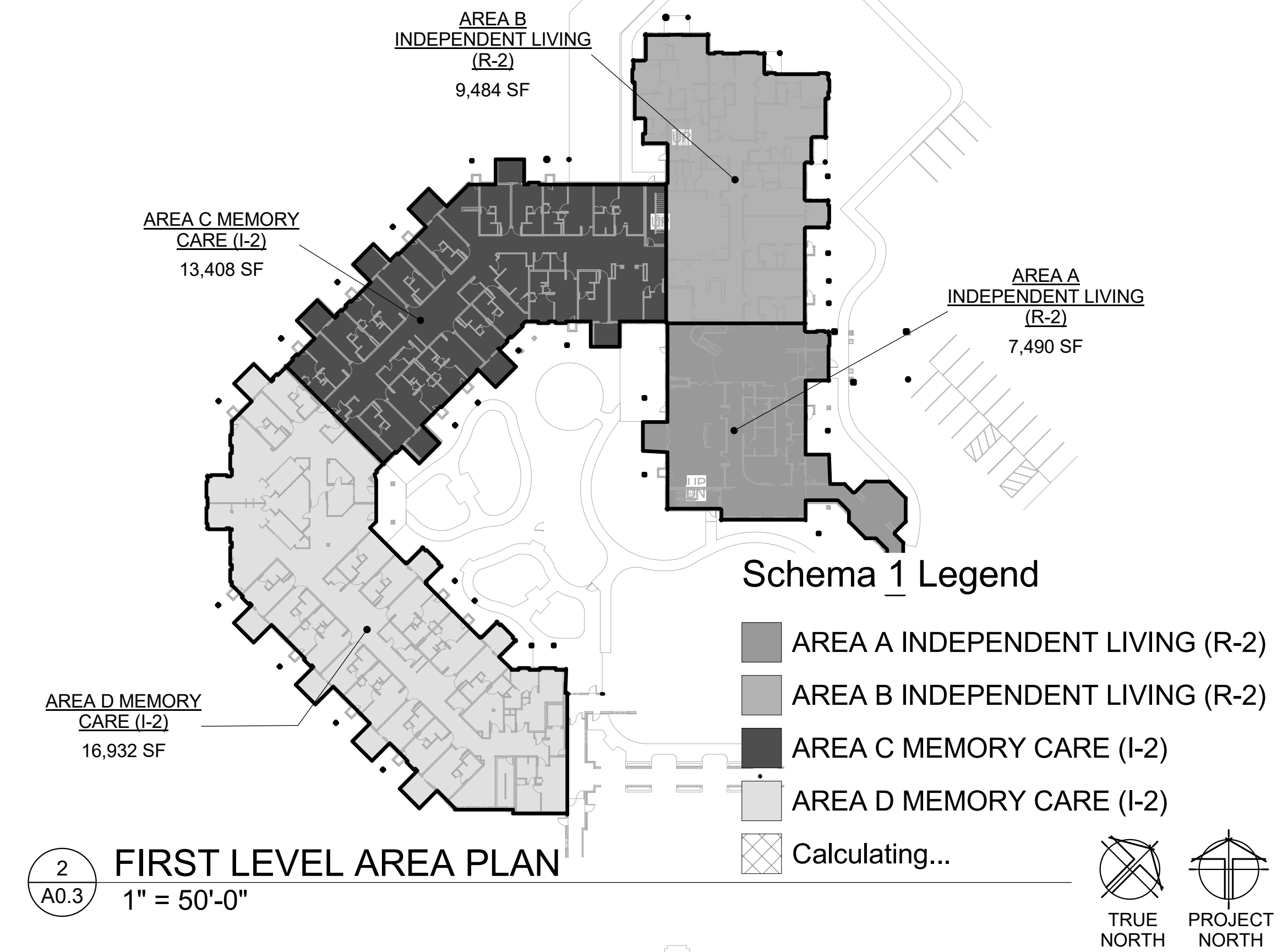
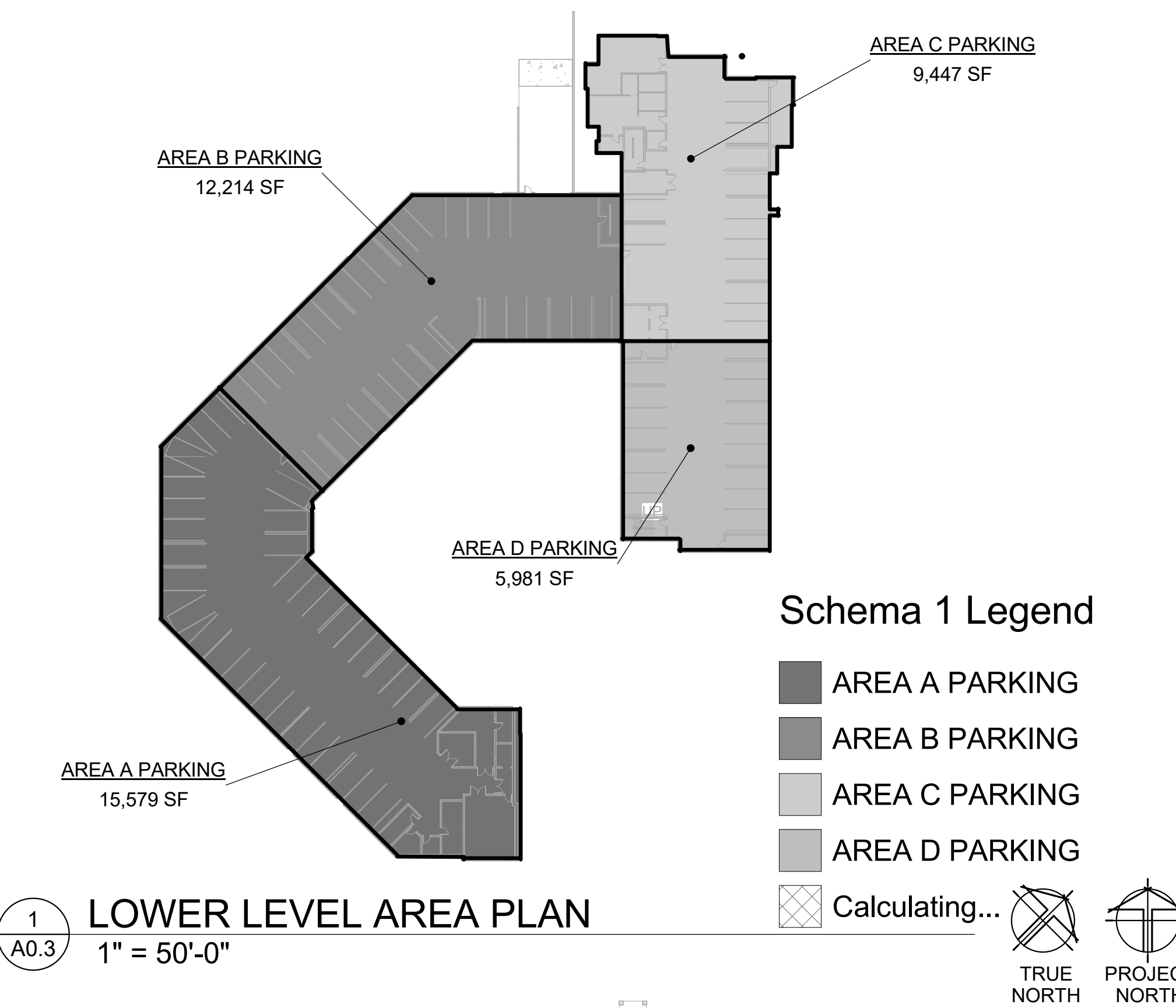
NO.	DESCRIPTION	DATE

12728-17031  
Author  
TP

SHEET

**A0.3**

11/20/2017 3:15:18 PM



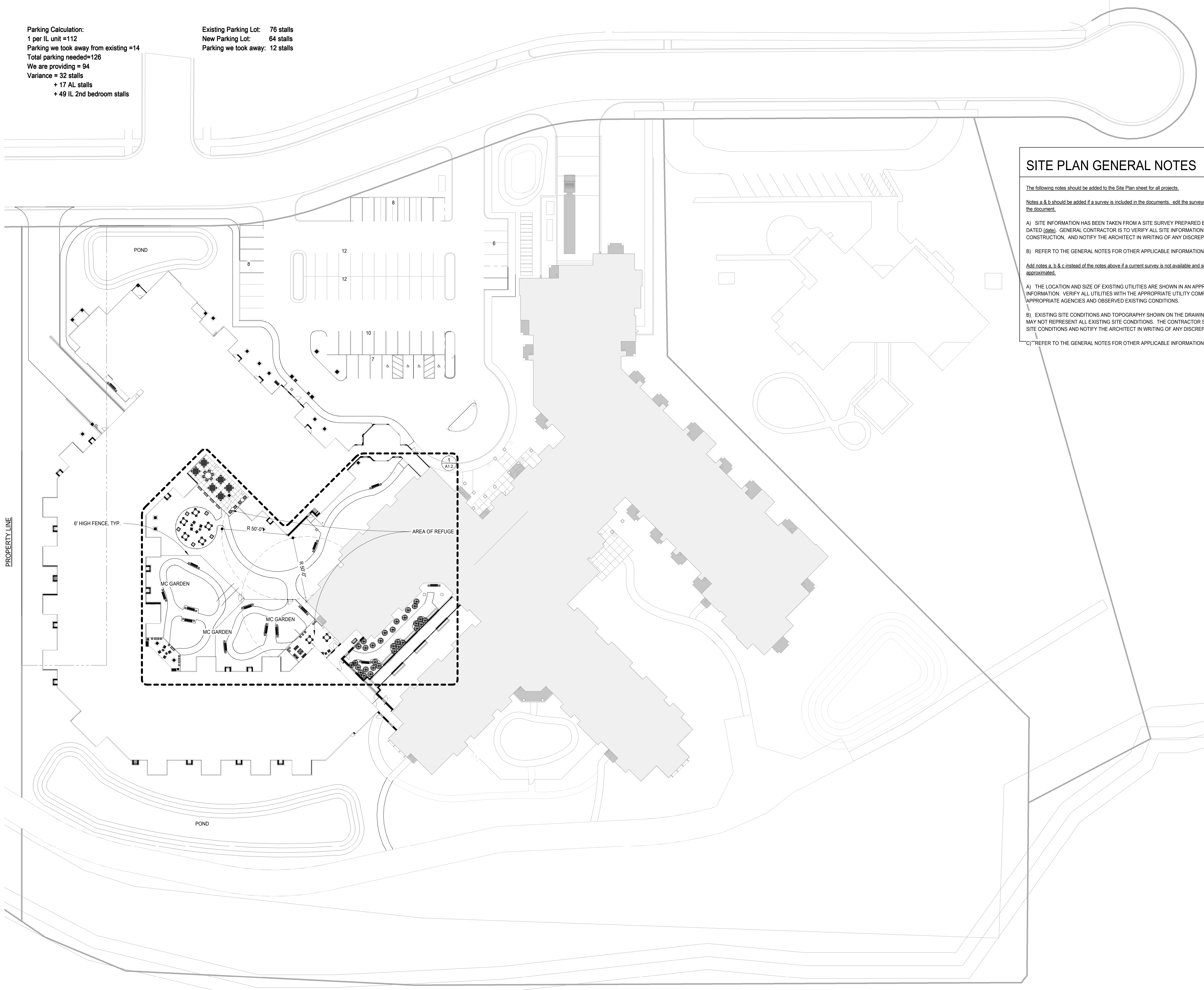
**Area Schedule (Code Area Plan1)**

Name	Area
<b>F00 - LOWER LEVEL</b>	
AREA A PARKING	15,579 SF
AREA B PARKING	12,214 SF
AREA C PARKING	9,447 SF
AREA D PARKING	5,981 SF
	43,221 SF
<b>First Level</b>	
AREA A INDEPENDENT LIVING (R-2)	7,490 SF
AREA B INDEPENDENT LIVING (R-2)	9,484 SF
AREA C MEMORY CARE (I-2)	13,408 SF
AREA D MEMORY CARE (I-2)	16,932 SF
	47,314 SF
<b>Second Level</b>	
AREA A INDEPENDENT LIVING (R-2)	6,291 SF
AREA B INDEPENDENT LIVING (R-2)	9,468 SF
AREA C INDEPENDENT LIVING (R-2)	13,561 SF
AREA D ASSISTED LIVING (I-2)	17,047 SF
	46,367 SF
<b>Third Level</b>	
AREA A INDEPENDENT LIVING (R-2)	6,273 SF
AREA B INDEPENDENT LIVING (R-2)	9,679 SF
AREA C INDEPENDENT LIVING (R-2)	13,677 SF
AREA D ASSISTED LIVING (I-2)	16,987 SF
	46,616 SF
<b>Fourth Level</b>	
AREA A INDEPENDENT LIVING (R-2)	6,350 SF
AREA B INDEPENDENT LIVING (R-2)	9,533 SF
AREA C INDEPENDENT LIVING (R-2)	13,604 SF
AREA D RCAC (I-1)	16,997 SF
	46,484 SF
<b>Fifth Level</b>	
AREA B INDEPENDENT LIVING (R-2)	9,542 SF
AREA C INDEPENDENT LIVING (R-2)	13,604 SF
AREA D RCAC (I-1)	16,907 SF
	40,052 SF

11/20/2017 3:15:18 PM

Parking Calculation:  
 1 per IL unit = 112  
 Parking we took away from existing = 14  
 Total parking needed = 126  
 We are providing = 94  
 Variance = 32 stalls  
 + 17 AL stalls  
 + 49 IL 2nd bedroom stalls

Existing Parking Lot: 76 stalls  
 New Parking Lot: 64 stalls  
 Parking we took away: 12 stalls



**SITE PLAN GENERAL NOTES**

The following notes should be added to the Site Plan sheet for all projects.

Notes a & b should be added if a survey is included in the documents. edit the surveyor information and the date of the document.

- A) SITE INFORMATION HAS BEEN TAKEN FROM A SITE SURVEY PREPARED BY (surveyor and address) DATED (date). GENERAL CONTRACTOR IS TO VERIFY ALL SITE INFORMATION BEFORE STARTING CONSTRUCTION, AND NOTIFY THE ARCHITECT IN WRITING OF ANY DISCREPANCIES.
- B) REFER TO THE GENERAL NOTES FOR OTHER APPLICABLE INFORMATION.

Add notes a, b & c instead of the notes above if a current survey is not available and site information has been approximated.

- A) THE LOCATION AND SIZE OF EXISTING UTILITIES ARE SHOWN IN AN APPROXIMATE LOCATION FOR INFORMATION. VERIFY ALL UTILITIES WITH THE APPROPRIATE UTILITY COMPANIES, OTHER APPROPRIATE AGENCIES AND OBSERVED EXISTING CONDITIONS.
- B) EXISTING SITE CONDITIONS AND TOPOGRAPHY SHOWN ON THE DRAWINGS ARE APPROXIMATE AND MAY NOT REPRESENT ALL EXISTING SITE CONDITIONS. THE CONTRACTOR SHALL VERIFY EXISTING SITE CONDITIONS AND NOTIFY THE ARCHITECT IN WRITING OF ANY DISCREPANCIES WITH DRAWINGS.
- C) REFER TO THE GENERAL NOTES FOR OTHER APPLICABLE INFORMATION.

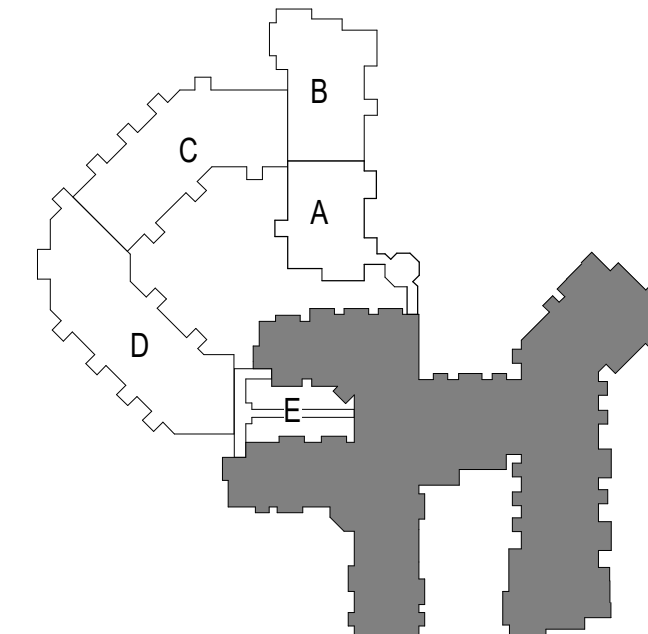
NOT FOR CONSTRUCTION

**POPE**  
ARCHITECTS

POPE ASSOCIATES, INC.  
 1295 BANDANA BLVD N, SUITE 200  
 ST. PAUL, MN 55108-2735  
 (651) 642-9200 | FAX (651) 642-1101  
 www.popearch.com

**BETHANY**  
LUTHERAN HOMES  
 A GUNDERSEN HEALTH SYSTEM AFFILIATE

**EAGLE CREST  
 SOUTH ADDITION  
 PHASE 2  
 LA CROSSE, WI**

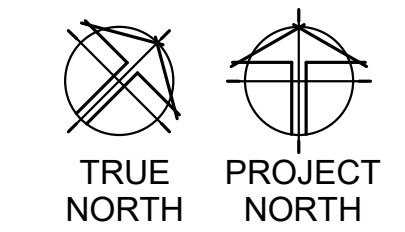


**SITE PLAN**

Issue and Revisions:

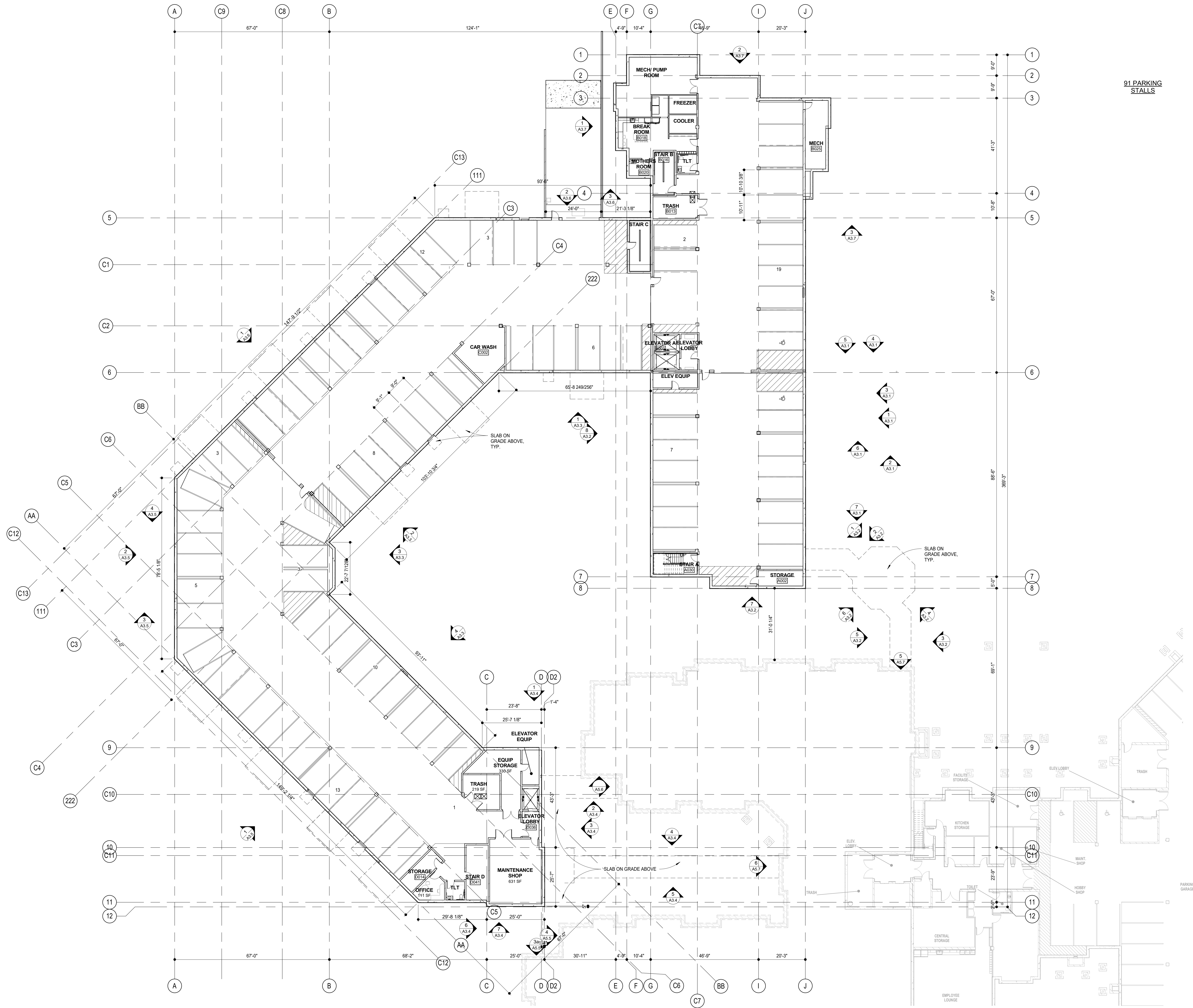
Commission No:	12728-17031
Drawn by:	MEJ
Checked by:	Checker

1 SITE PLAN  
 A1.1 1" = 30'-0"




**A1.1**

TRUE NORTH SCALE  
 0' 12' 24'  
© 2004 Pope Associates, Inc. Eagle Crest II, Central, 017, and other projects. 11/02/07 3:15:27 PM



91 PARKING STALLS

1 LOWER LEVEL FLOOR PLAN - OVERALL  
A2.1 1/16" = 1'-0"

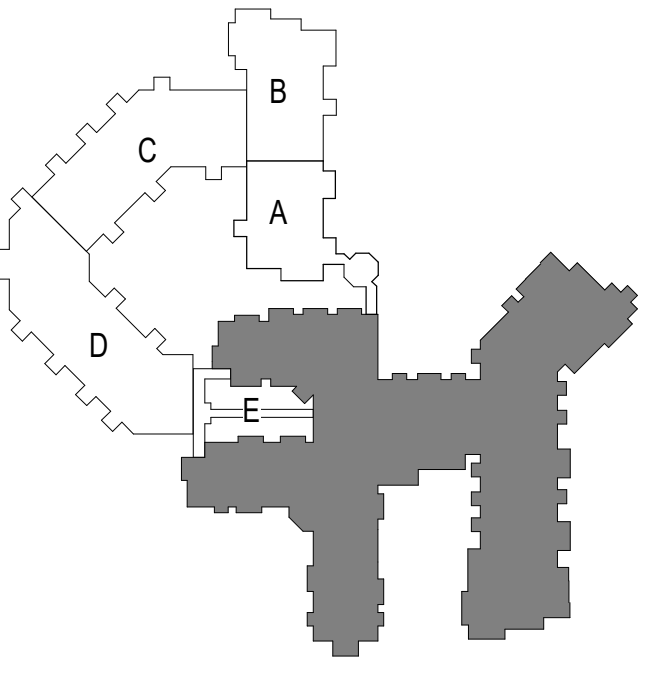


POPE ASSOCIATES, INC.  
1295 BANDANA BLVD N, SUITE 200  
ST. PAUL, MN 55108-2735  
(651) 642-9200 | FAX (651) 642-1101  
www.popearch.com



EAGLE CREST SOUTH ADDITION PHASE 2  
LA CROSSE, WI

NOT FOR CONSTRUCTION



OVERALL LOWER LEVEL FLOOR PLAN

Issue No.	Revisions

Commission No: 12728-17031  
Drawn by: MEJ  
Checked by: TP

SHEET

A2.1

TRUE NORTH PROJECT NORTH  
C:\Redd\Projects\17031 Eagle Crest S\Central\_A1\_T\_Architects.dwg  
11/09/2017 3:15:52 PM





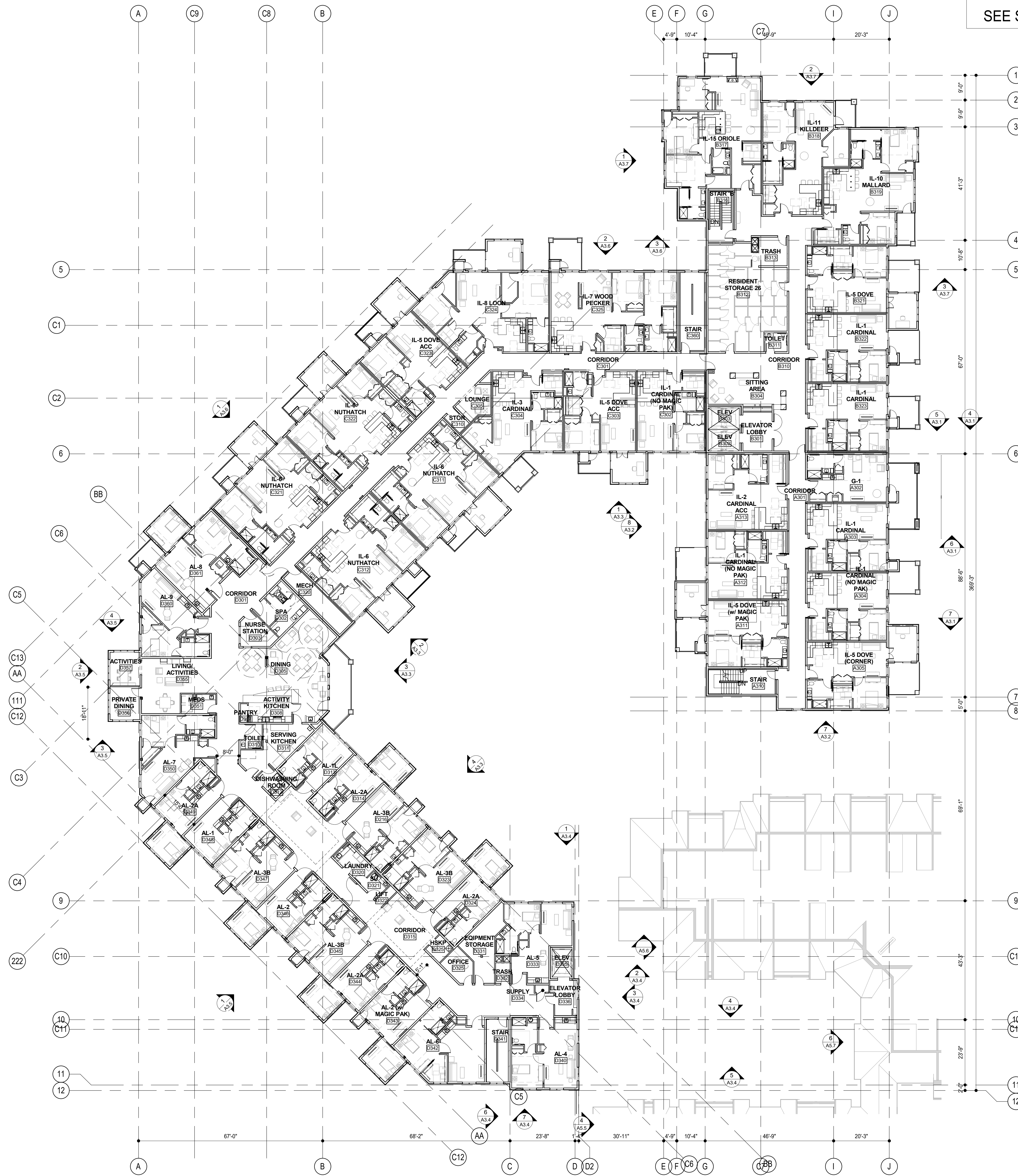


POPE ASSOCIATES, INC.  
1295 BANDANA BLVD N, SUITE 200  
ST. PAUL, MN 55108-2735  
(651) 642-9200 | FAX (651) 642-1101  
www.popearch.com

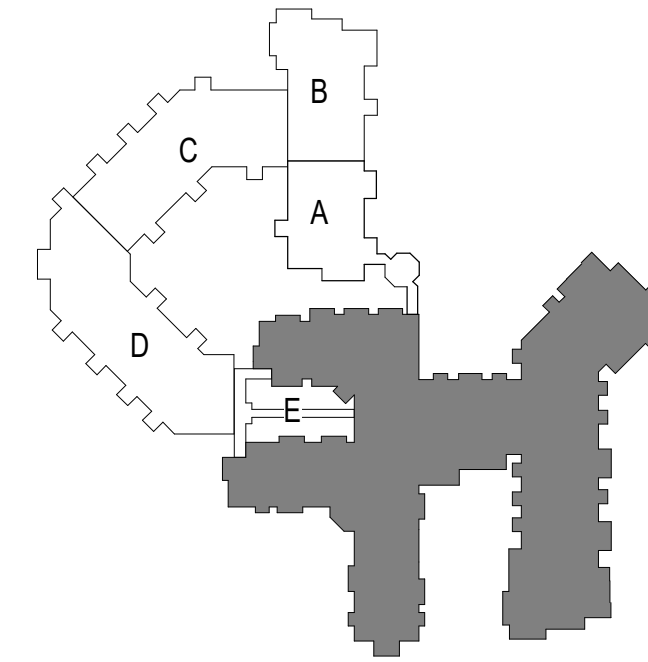


EAGLE CREST  
SOUTH ADDITION  
PHASE 2  
LA CROSSE, WI

SEE SHEET A2.2 FOR TYPICAL PLAN NOTES



NOT FOR CONSTRUCTION

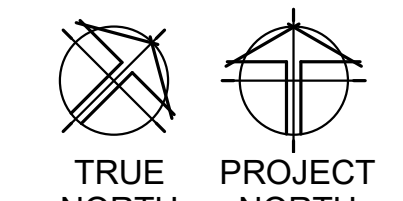


OVERALL THIRD  
LEVEL FLOOR PLAN

Issue Log Table:

Issue No.	Description	Responsible	Date	Status

1 A2.4 THIRD LEVEL FLOOR PLAN - OVERALL  
1/16" = 1'-0"



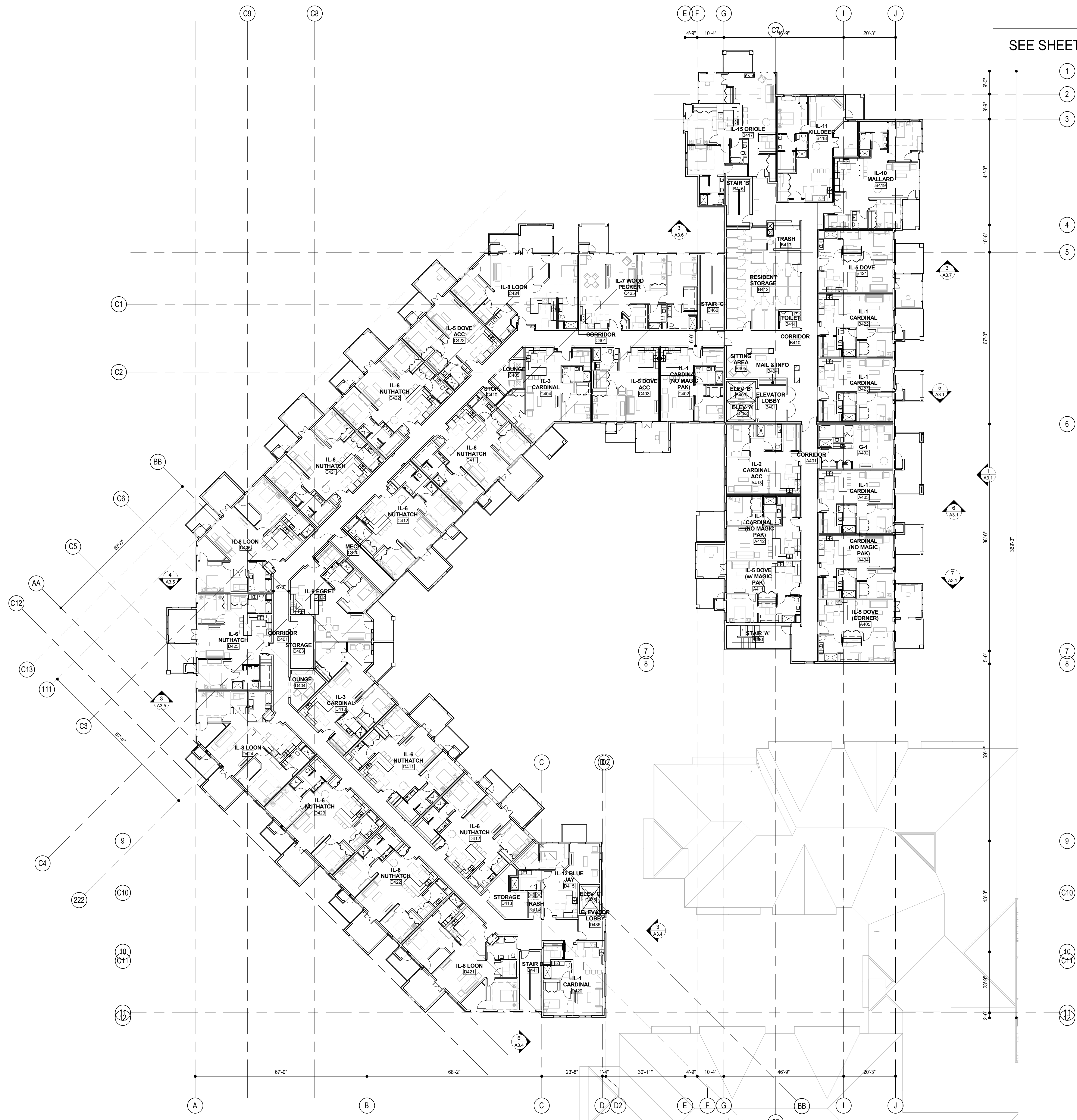
Commission No: 12728-17031  
Prepared by: MEJ  
Checked by: TP

SHEET

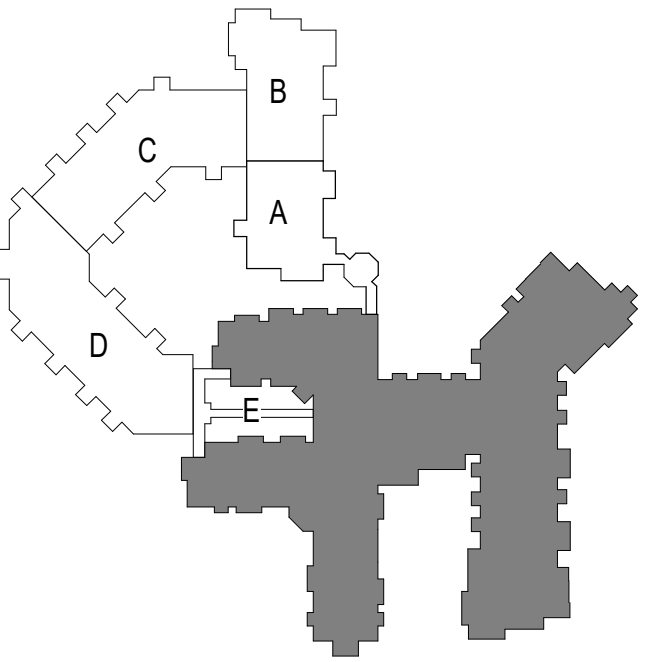
A2.4

TRUE NORTH PROJECT NORTH  
Scale: 1/16" = 1'-0"  
C:\Reel Projects\17031 Eagle Crest\Control\A2.4\_Architect\pope.rvt  
11/09/2017 3:16:44 PM

SEE SHEET A2.2 FOR TYPICAL PLAN NOTES



NOT FOR CONSTRUCTION

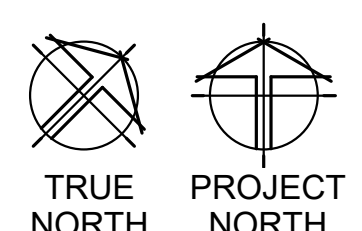


OVERALL FOURTH LEVEL FLOOR PLAN

Issue and Revisions:

No.	Description

1 FOURTH LEVEL FLOOR PLAN - OVERALL  
A2.5 1/16" = 1'-0"



Commission No: 12728-17031  
Drawn by: MEJ  
Checked by: TP

SHEET

**A2.5**

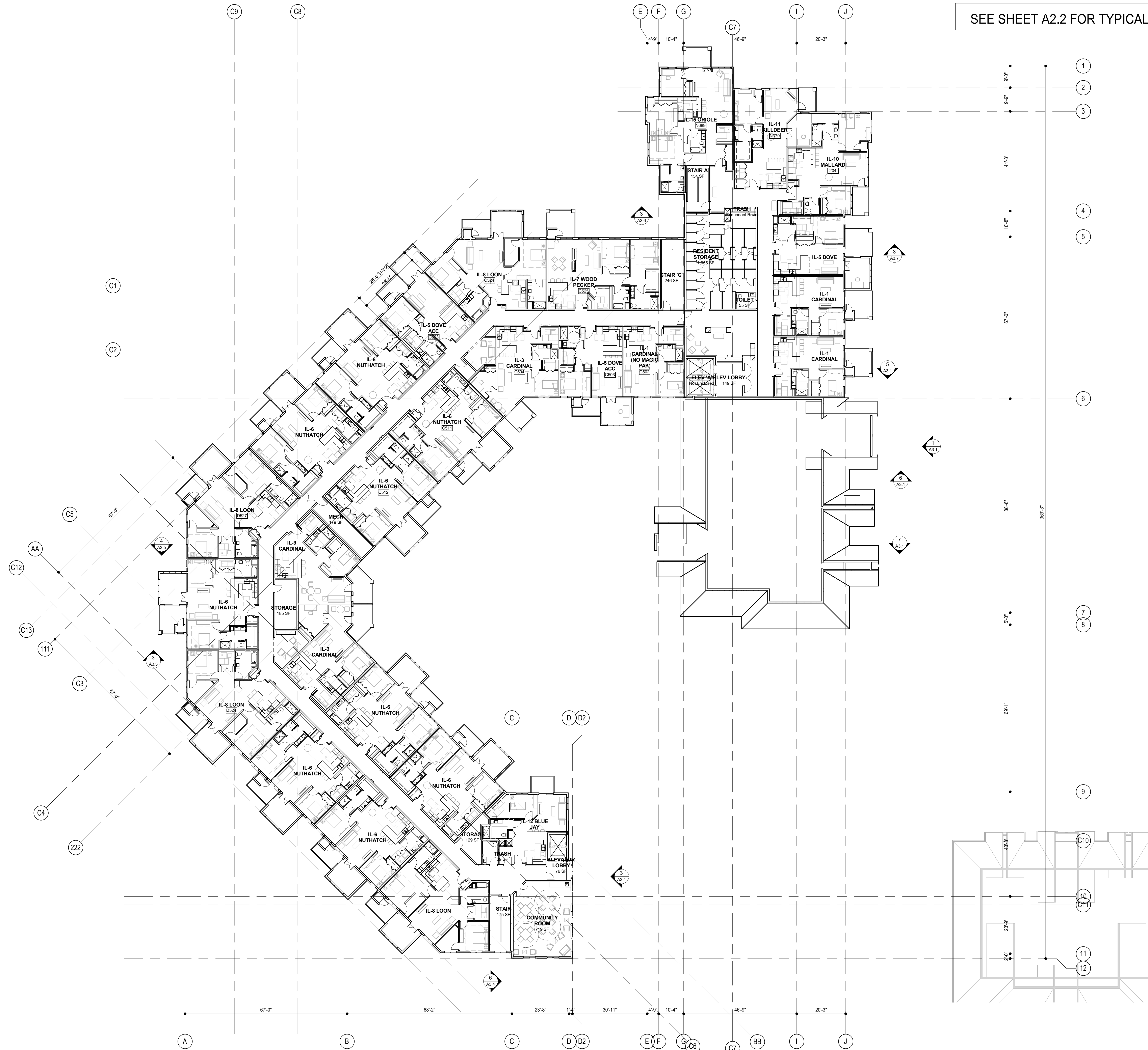


POPE ASSOCIATES, INC.  
1295 BANDANA BLVD N, SUITE 200  
ST. PAUL, MN 55108-2735  
(651) 642-9200 | FAX (651) 642-1101  
www.popearch.com

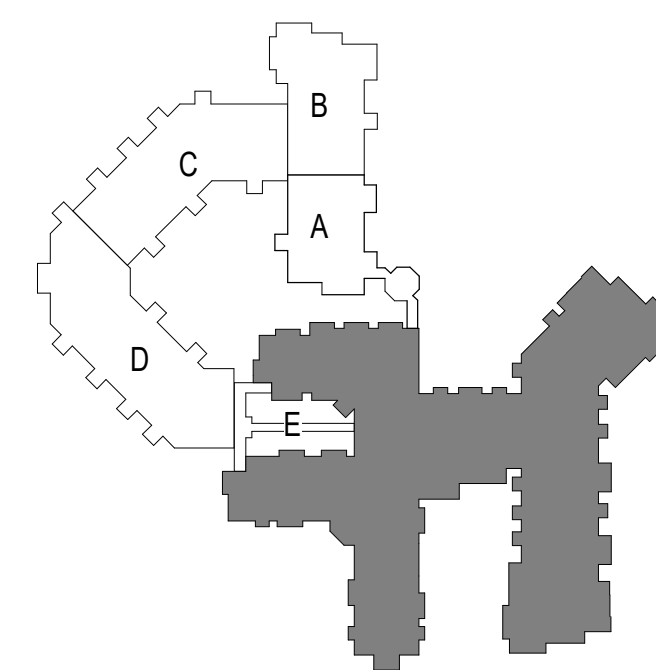
**BETHANY**  
LUTHERAN HOMES  
A GUNDERSEN HEALTH SYSTEM AFFILIATE

EAGLE CREST  
SOUTH ADDITION  
PHASE 2  
LA CROSSE, WI

SEE SHEET A2.2 FOR TYPICAL PLAN NOTES



NOT FOR CONSTRUCTION



OVERALL FIFTH LEVEL FLOOR PLAN

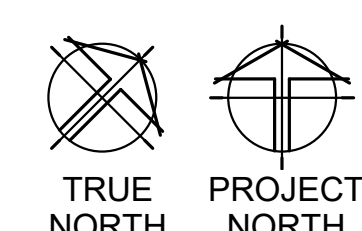
Based on Revisions:


Commission No. 12728-17031  
Drawn by MEJ  
Checked by TP

SHEET

A2.6

1 FIFTH LEVEL FLOOR PLAN - OVERALL  
A2.6 1/16" = 1'-0"

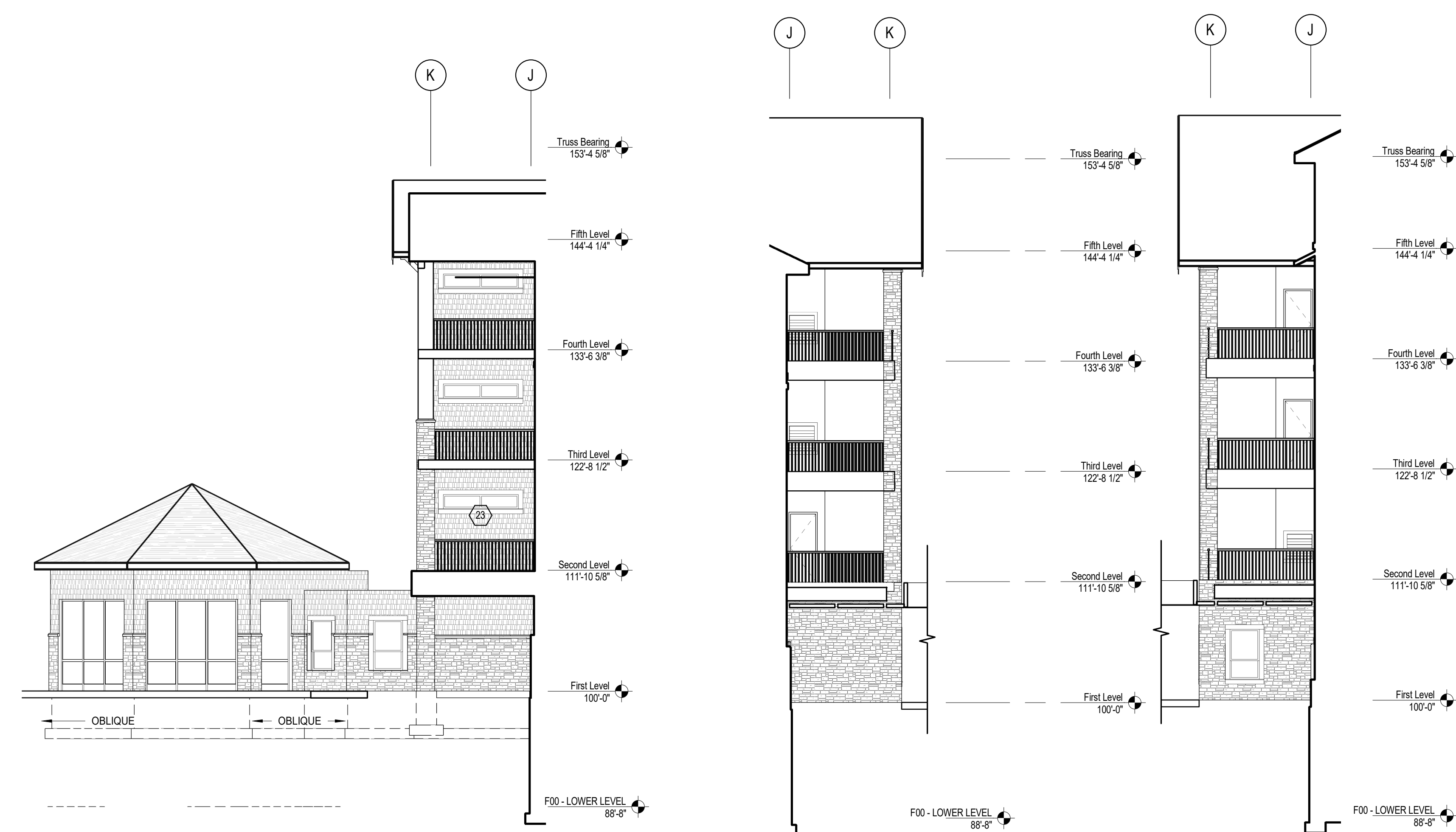


© 2017 Pope Associates, Inc. Eagle Crest S, Central, 01.17.2017  
11/30/2017 3:17:01 PM



### Keynote Legend

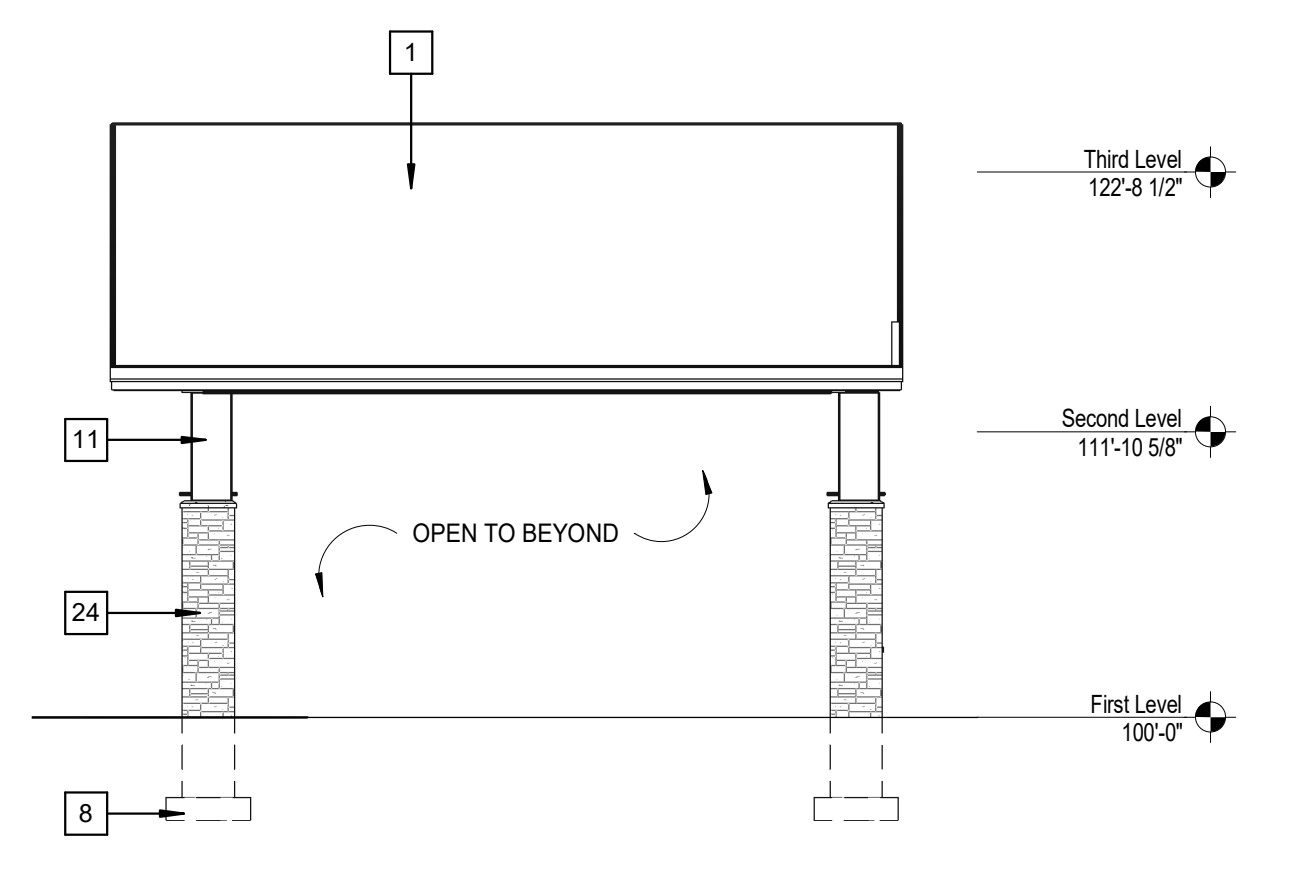
1	ASPHALT SHINGLES - CLASS 'A'
3	PREFIN. METAL FASCIA AND SOFFIT
4	PREFIN. METAL GUTTER
8	OUTLINE OF FOUNDATION
10	VINYL CLAD WINDOWS
11	CEMENT BD. WRAPPED COLUMN
15	WOOD TRELLIS - PT. COLOR TBD
16	SLIDING GLASS DOOR
18	FIBER CEMENTBOARD SHINGLE SIDING
19	FIBER CEMENTBOARD LAP SIDING - COLOR TBD
20	1X6 FIBER CEMENT TRIM - PT. COLOR TBD
21	1X8 FIBER CEMENT TRIM - PT. COLOR TBD
22	1X10 FIBER CEMENT TRIM - PT. COLOR TBD
23	1X12 FIBER CEMENT TRIM - PT. COLOR TBD
24	MANUFACTURED STONE VENEER
25	MANUFACTURED STONE SILL
26	LOUVER - PT. COLOR TBD
28	DECORATIVE RAILING SYSTEM
31	COLORED ROCKFACE CMU



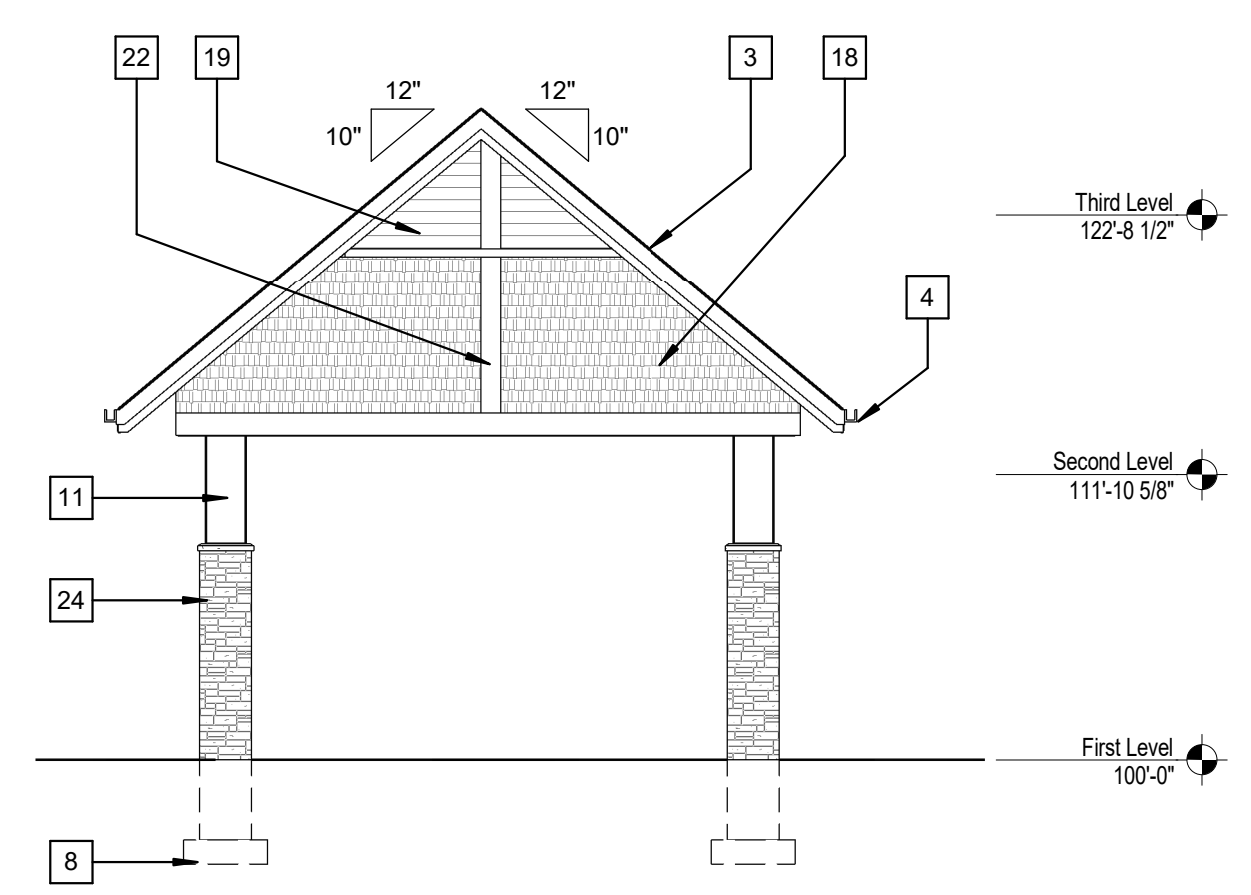
7 BUMP- AREA A & BOTANICAL CONNECTION (N)  
A3.1 1/8" = 1'-0"

6 BUMP- AREA A (S)  
A3.1 1/8" = 1'-0"

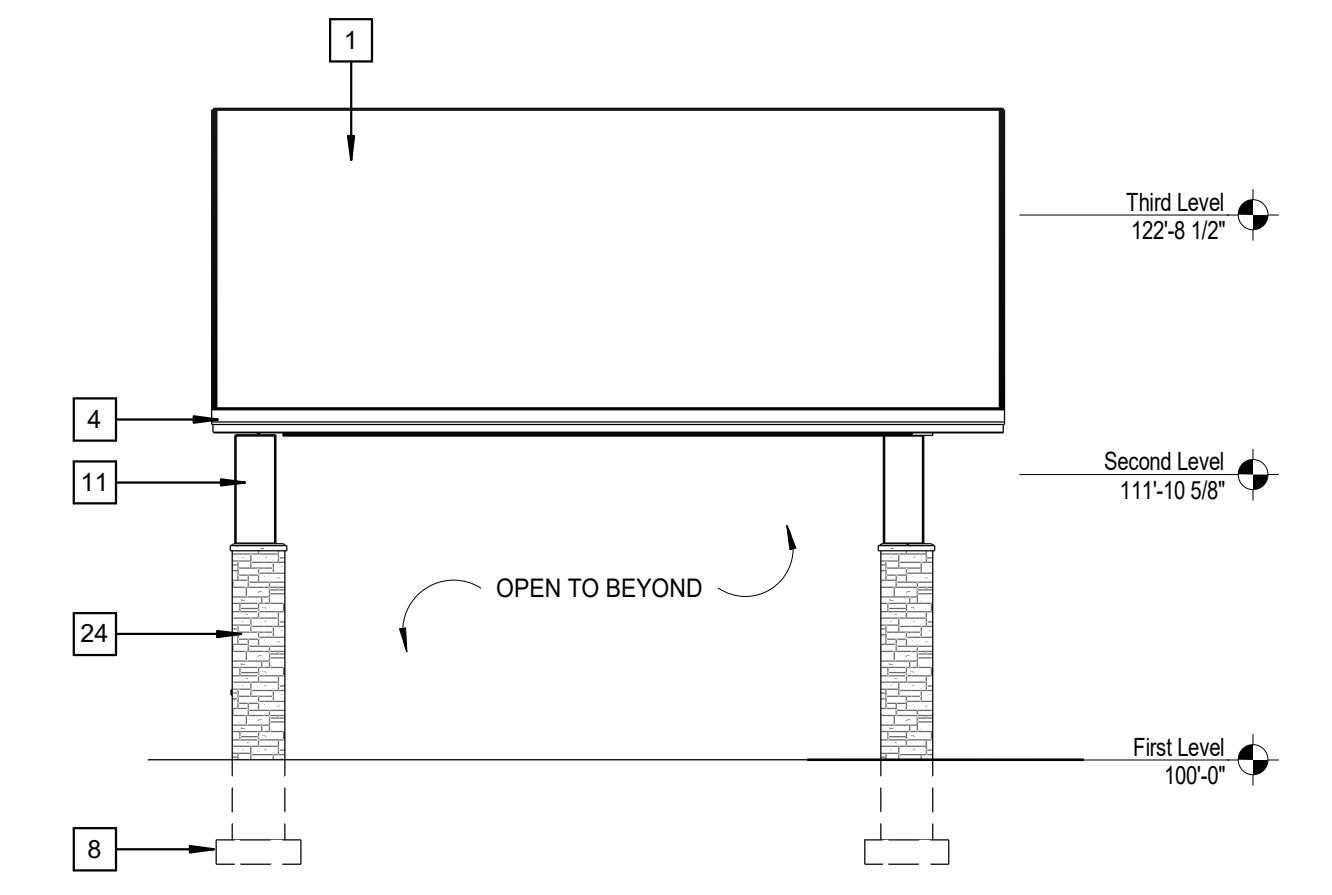
5 BUMP AREA A (N)  
A3.1 1/8" = 1'-0"



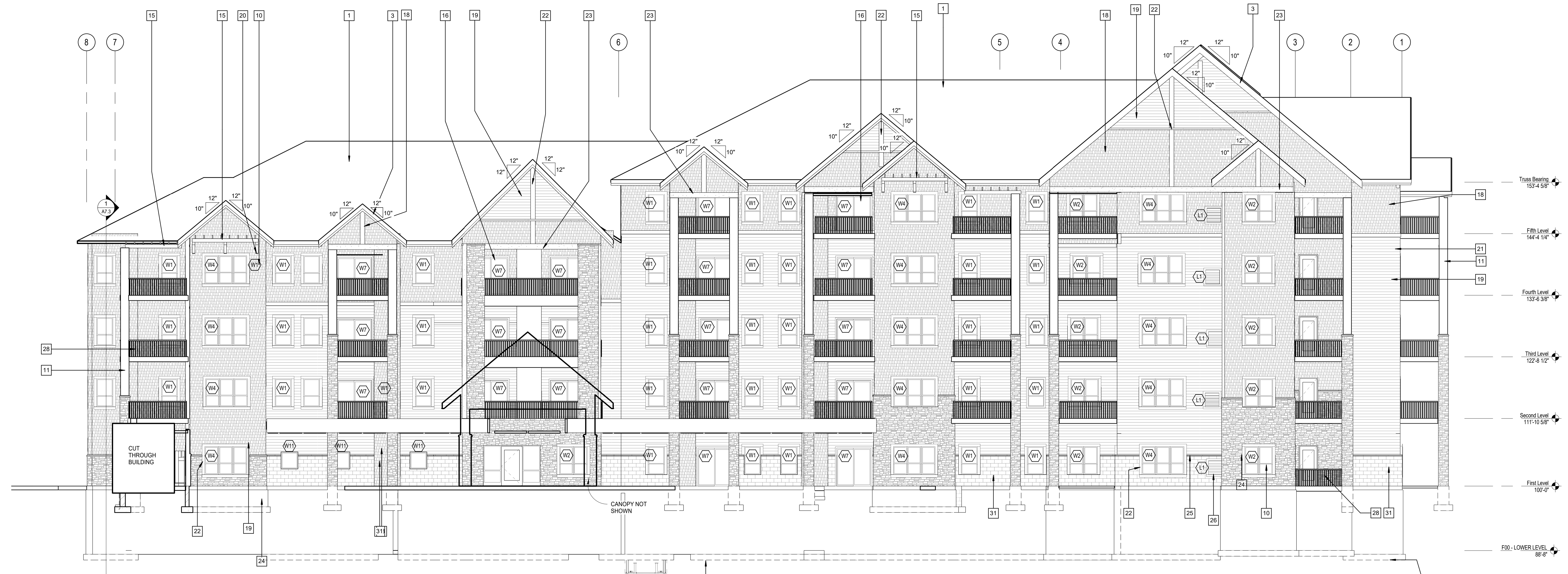
4 CANOPY- AREA A (N)  
A3.1 1/8" = 1'-0"



3 CANOPY- AREA A (E)  
A3.1 1/8" = 1'-0"

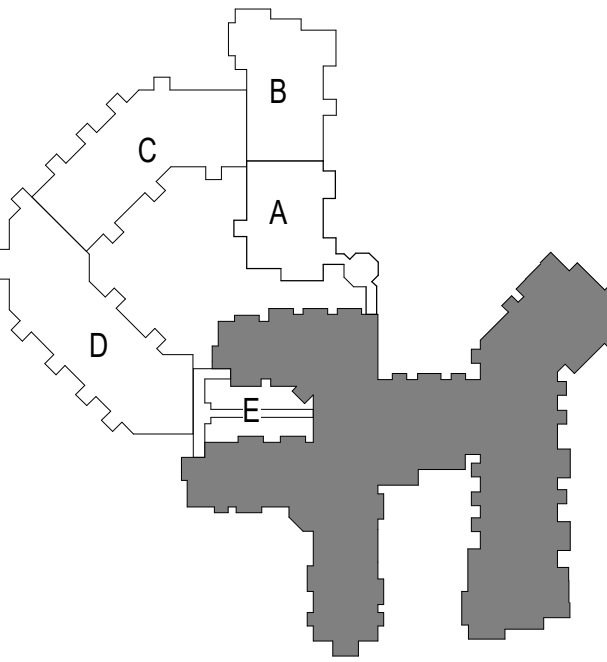


2 CANOPY- AREA A (S)  
A3.1 1/8" = 1'-0"



1 EXTERIOR ELEVATION- EAST  
A3.1 1/8" = 1'-0"

NOT FOR CONSTRUCTION



### EXTERIOR ELEVATIONS, EXTERIOR MATERIAL FINISH SCHEDULE

Based on Regions:

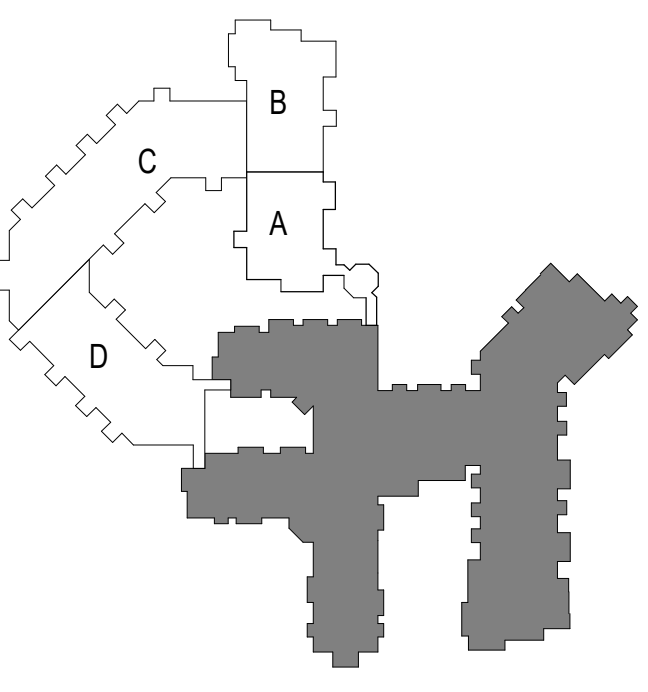
Region	Material	Finish

Revision No: 12728-17031  
Drawn by: DC  
Checked by: TP

SHEET

A3.1

NOT FOR CONSTRUCTION



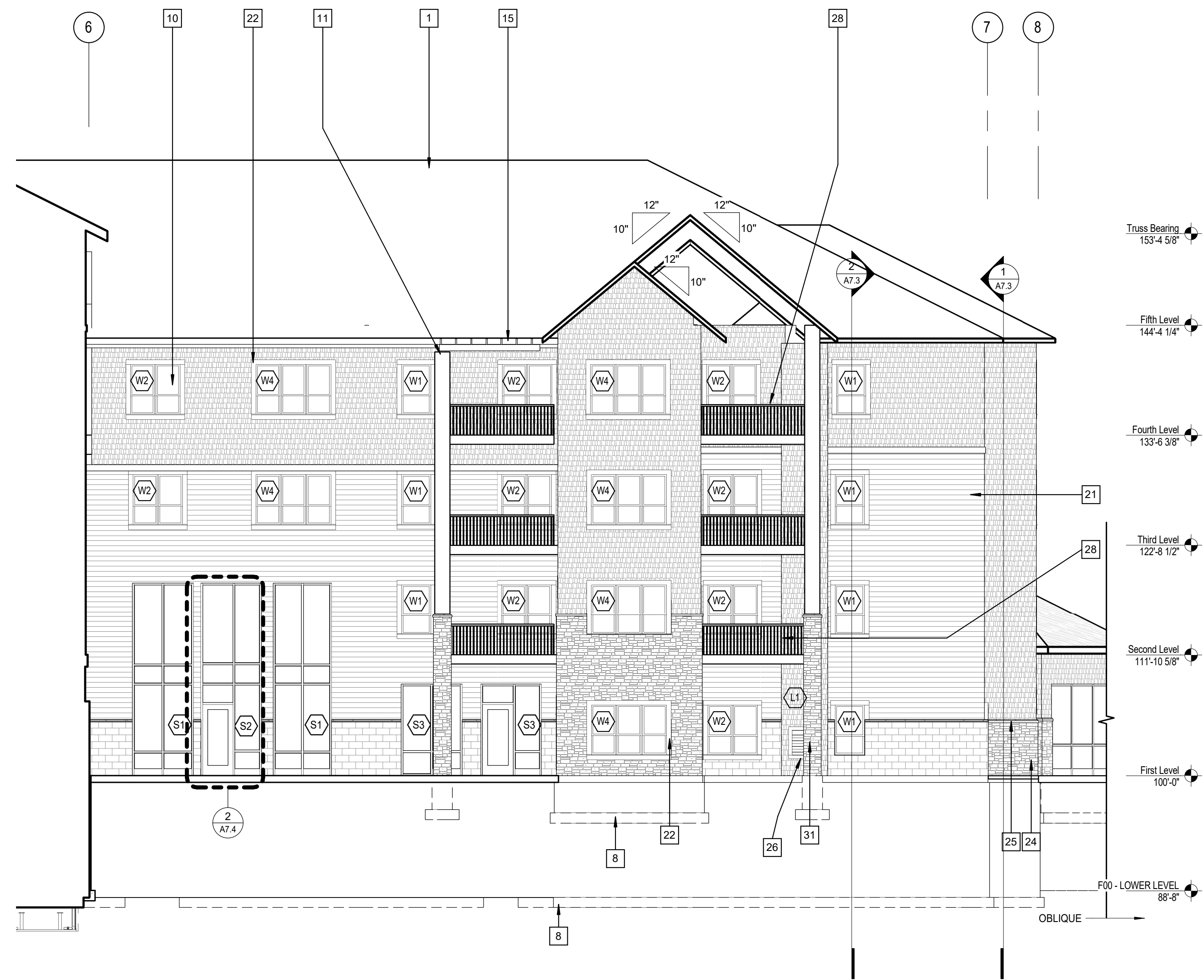
**EXTERIOR ELEVATIONS**

Issue and Revisions:


Commission No.	12728-17031
Drawn by	DC
Checked by	TP

SHEET

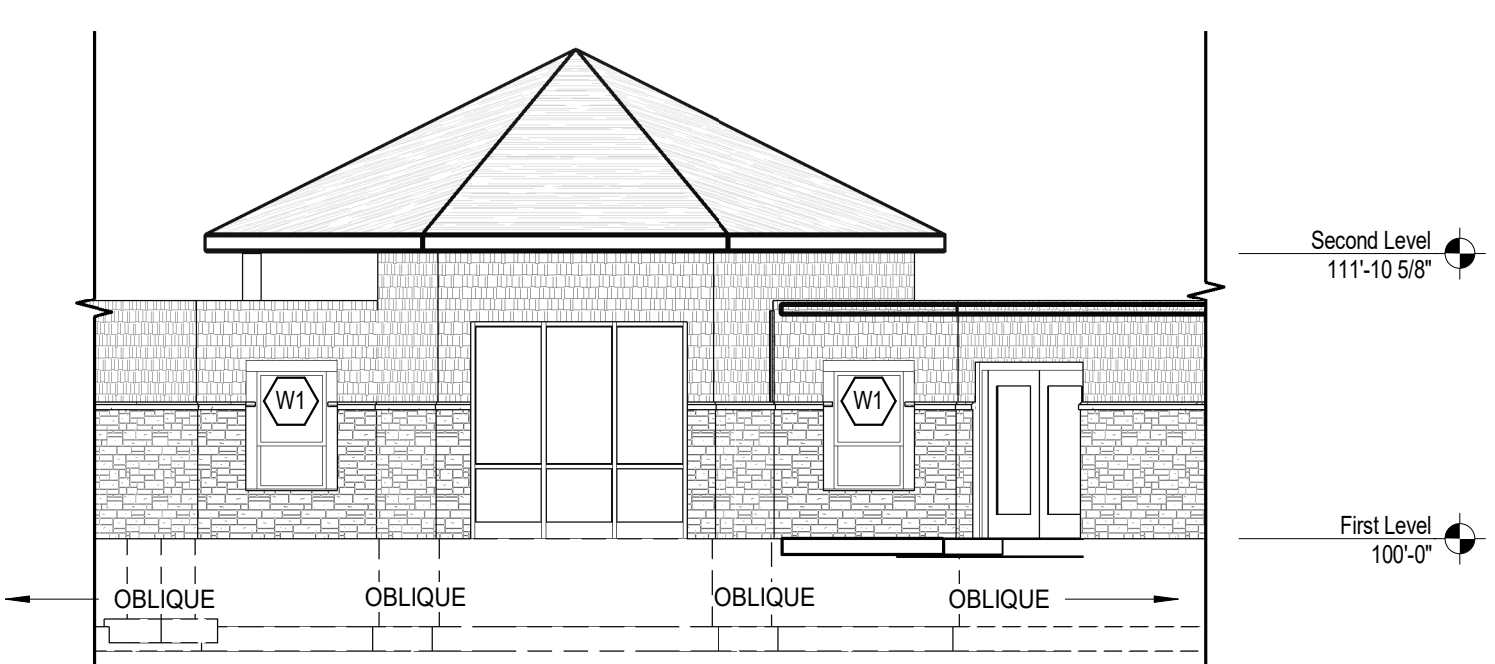
**A3.2**



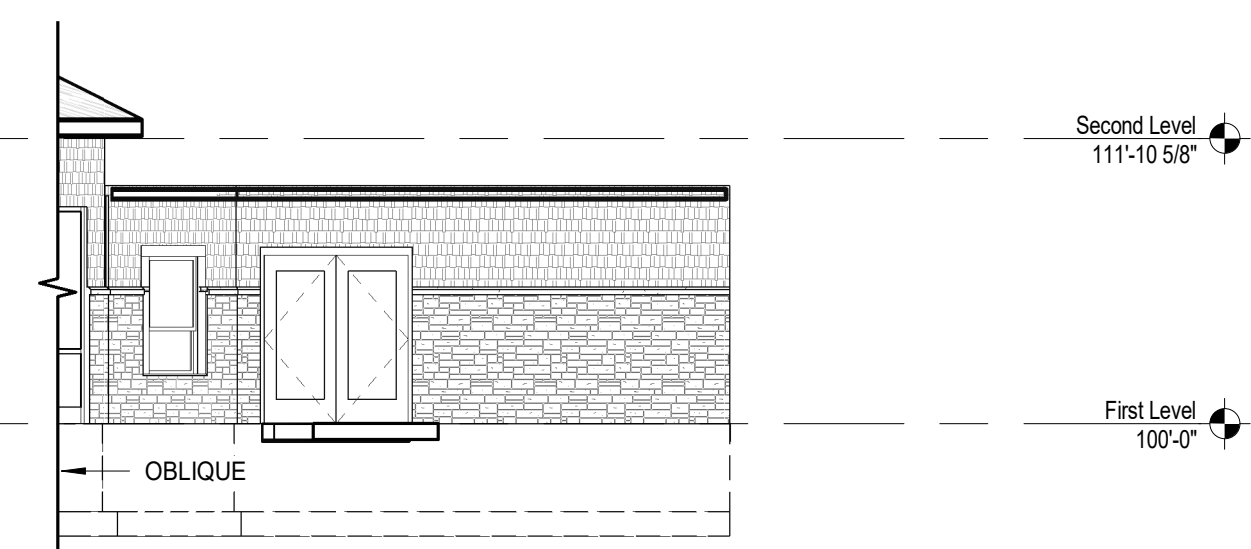
**8 EXTERIOR ELEVATION- AREA A (W)**  
1/8" = 1'-0"



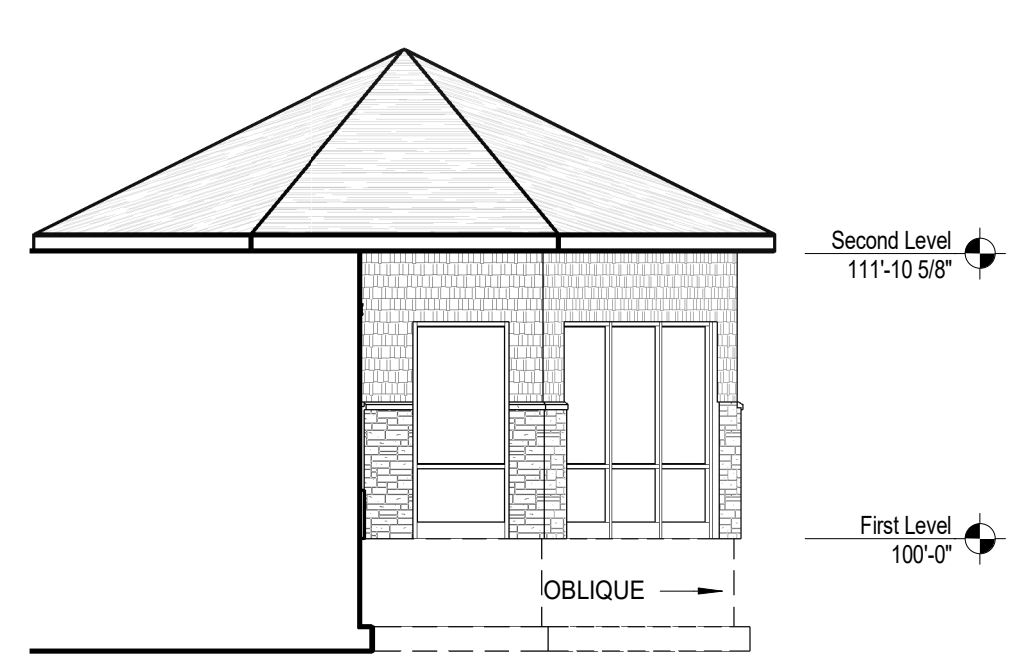
**7 EXTERIOR ELEVATION- AREA A (S)**  
1/8" = 1'-0"



**6 BOTANICAL GARDEN (SW)**  
1/8" = 1'-0"



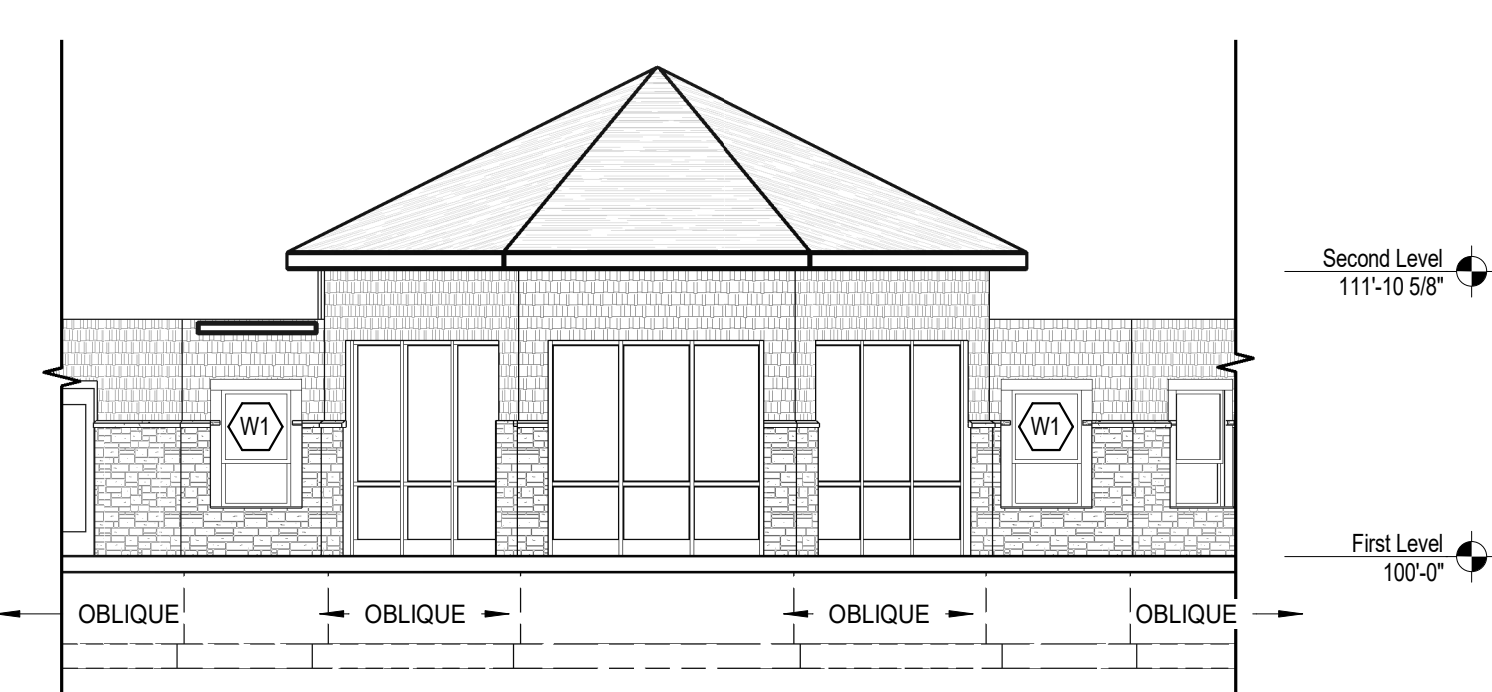
**5 BOTANICAL GARDEN LINK (W)**  
1/8" = 1'-0"



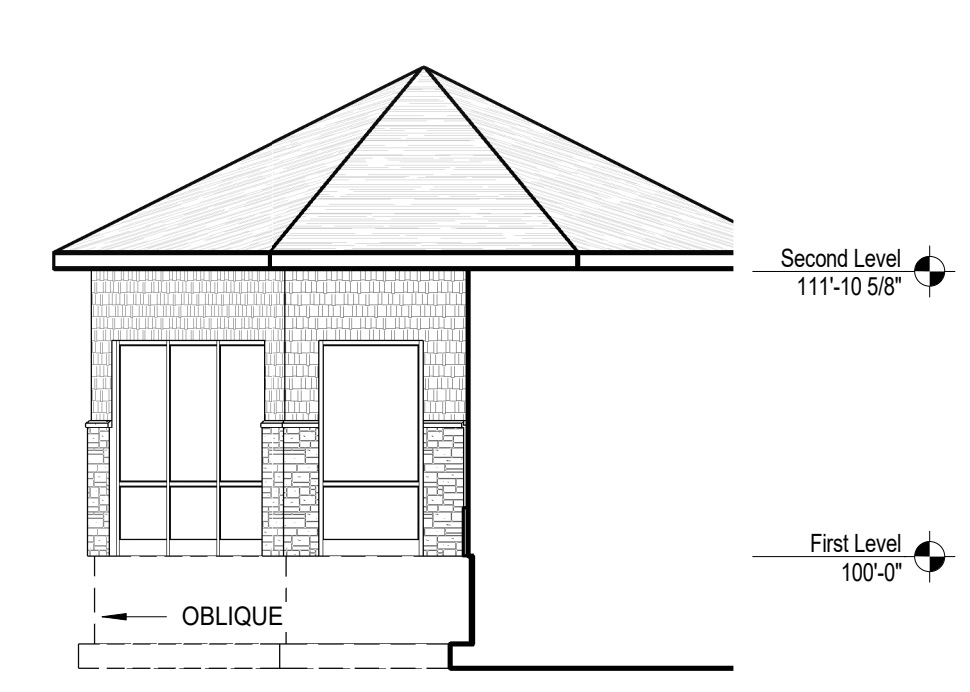
**4 BOTANICAL GARDEN (SE)**  
1/8" = 1'-0"



**3 BOTANICAL GARDEN LINK (E)**  
1/8" = 1'-0"



**2 BOTANICAL GARDEN (NE)**  
1/8" = 1'-0"



**1 BOTANICAL GARDEN (NW)**  
1/8" = 1'-0"

**Keynote Legend**

1	ASPHALT SHINGLES - CLASS 'A'
8	OUTLINE OF FOUNDATION
10	VINYL CLAD WINDOWS
11	CEMENT BD. WRAPPED COLUMN
15	WOOD TRELLIS - PT. COLOR TBD
21	1X8 FIBER CEMENT TRIM - PT. COLOR TBD
22	1X10 FIBER CEMENT TRIM - PT. COLOR TBD
24	MANUFACTURED STONE VENEER
25	MANUFACTURED STONE SILL
26	LOUVER - PT. COLOR TBD
28	DECORATIVE RAILING SYSTEM
31	COLOR ROCKFACE CMU



4  
A3.3 EXTERIOR ELEVATION- AREA D (NE)  
1/8" = 1'-0"



3  
A3.3 EXTERIOR ELEVATION 1- AREA D (E)  
1/8" = 1'-0"

Keynote Legend	
1	ASPHALT SHINGLES - CLASS 'A'
3	PREFIN. METAL FASCIA AND SOFFIT
8	OUTLINE OF FOUNDATION
10	VINYL CLAD WINDOW/S
11	CEMENT BD. WRAPPED COLUMN
16	SLIDING GLASS DOOR
18	FIBER CEMENTBOARD SHINGLE SIDING
19	FIBER CEMENTBOARD LAP SIDING - COLOR TBD
20	1X6 FIBER CEMENT TRIM - PT. COLOR TBD
21	1X8 FIBER CEMENT TRIM - PT. COLOR TBD
22	1X10 FIBER CEMENT TRIM - PT. COLOR TBD
23	1X12 FIBER CEMENT TRIM - PT. COLOR TBD
24	MANUFACTURED STONE VENEER
25	MANUFACTURED STONE SILL
28	DECORATIVE RAILING SYSTEM
31	COLOR ROCKFACE CMU

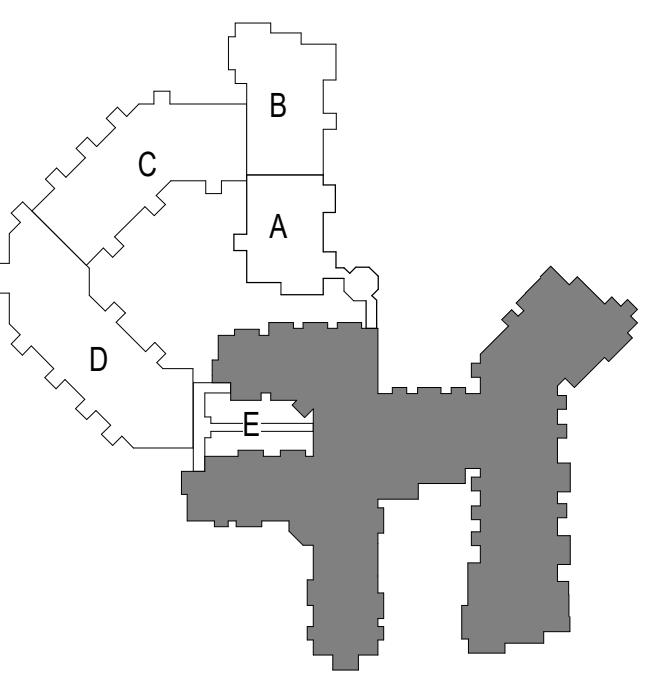


2  
A3.3 EXTERIOR ELEVATION- AREA C (SE)  
1/8" = 1'-0"



1  
A3.3 EXTERIOR ELEVATION- AREA C (S)  
1/8" = 1'-0"

NOT FOR CONSTRUCTION



EXTERIOR  
ELEVATIONS- AREA A  
& C

Based on Plans:

---



---



---



---



---



---



---



---




---



---

Commission No: 12728-17031  
Drawn by: DC  
Checked by: TP

© 2017 Pope Architects, Inc. Eagle Crest S, Central, R17, Architecture  
11/20/2017 3:17:37 PM



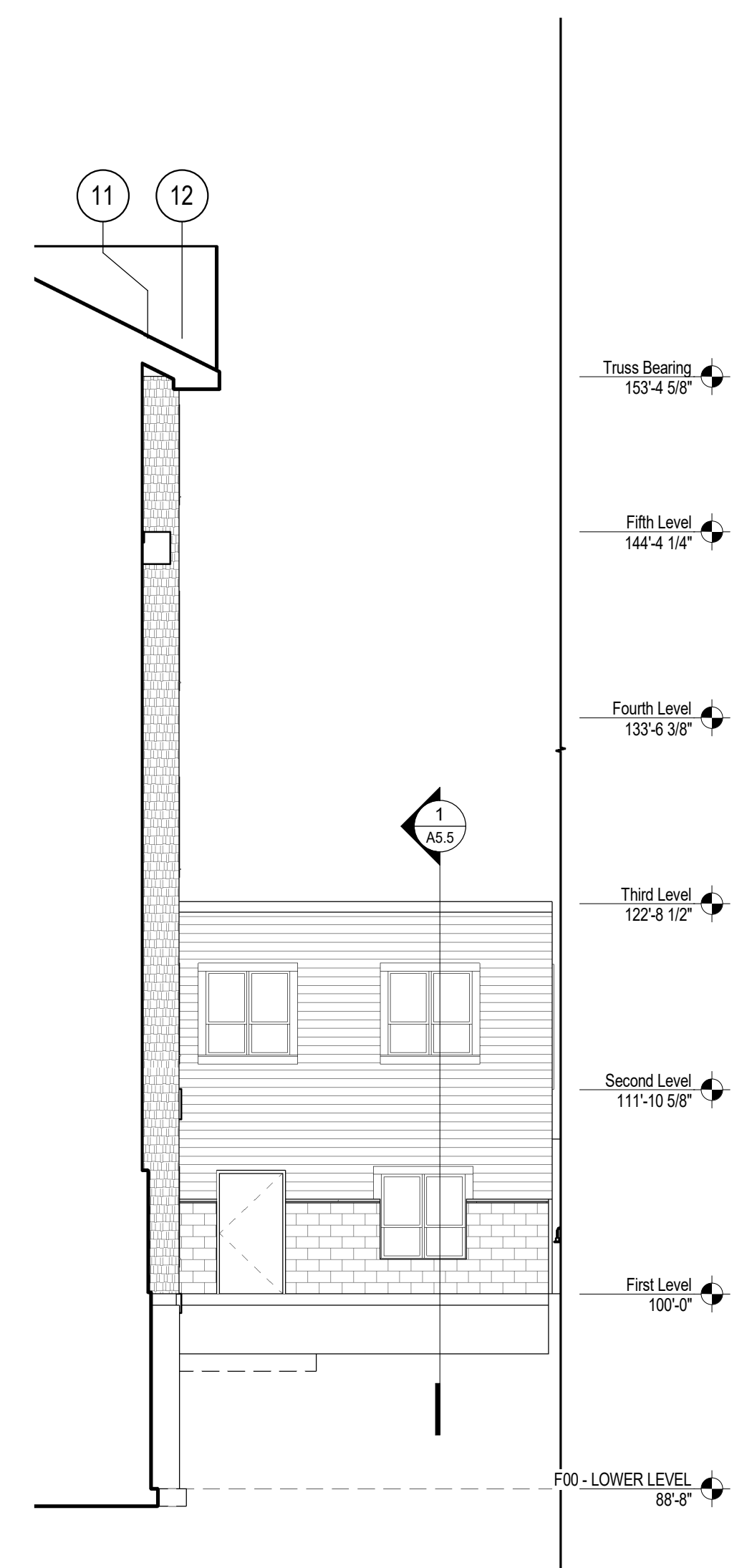
POPE ASSOCIATES, INC.  
 1295 BANDANA BLVD N, SUITE 200  
 ST. PAUL, MN 55108-2735  
 (651) 642-9200 | FAX (651) 642-1101  
 www.popearch.com

**BETHANY**  
 LUTHERAN HOMES  
 A GUNDERSEN HEALTH SYSTEM AFFILIATE

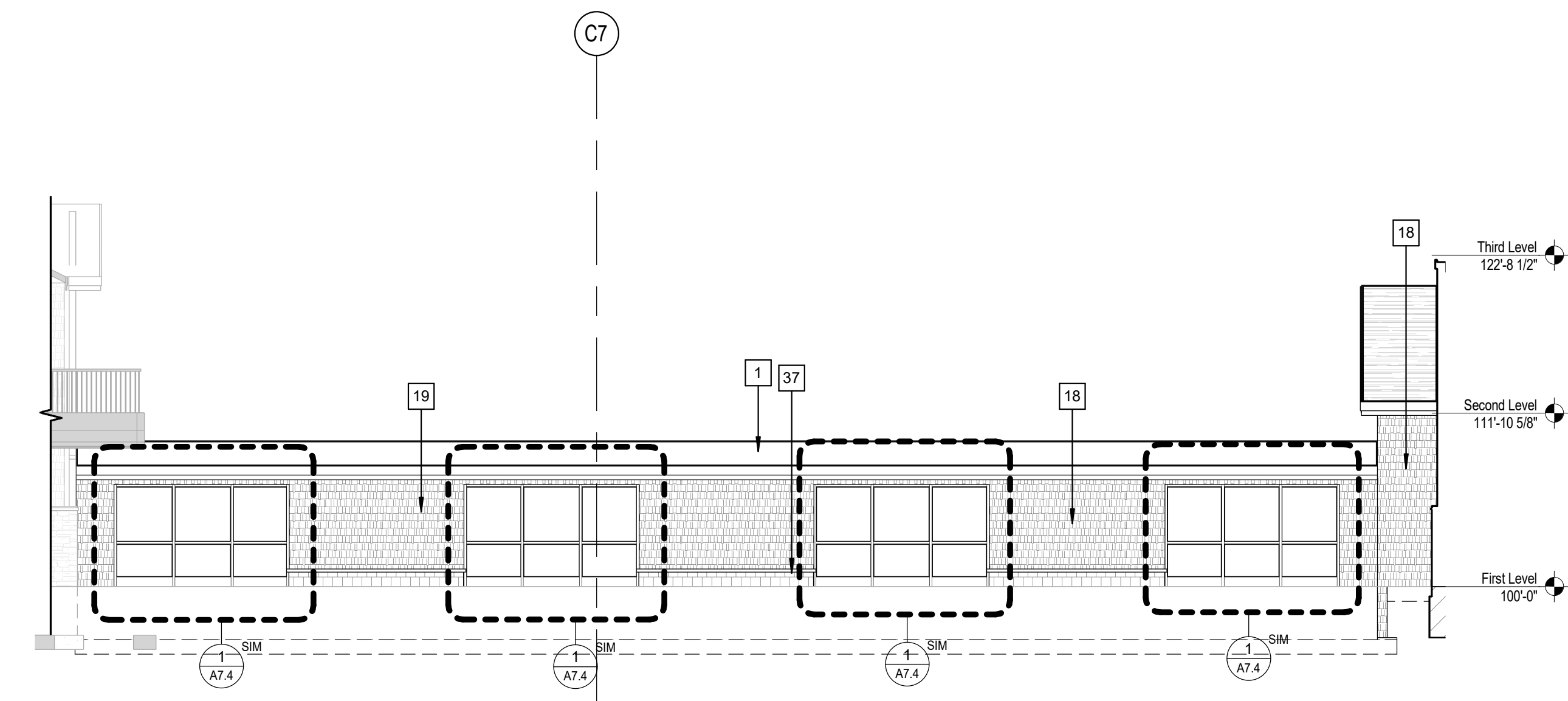
EAGLE CREST  
 SOUTH ADDITION  
 PHASE 2  
 LA CROSSE, WI



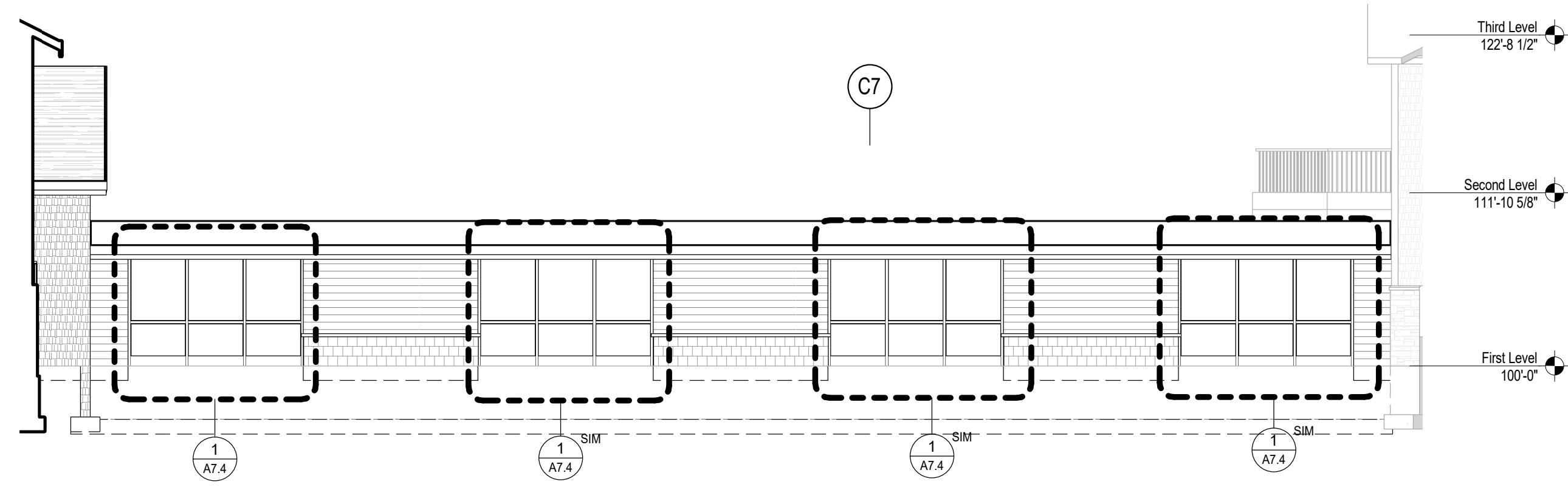
7 EXTERIOR ELEVATION- AREA D (S)  
 A3.4 1/8" = 1'-0"



6 EXTERIOR ELEVATION- AREA D (W)  
 A3.4 1/8" = 1'-0"



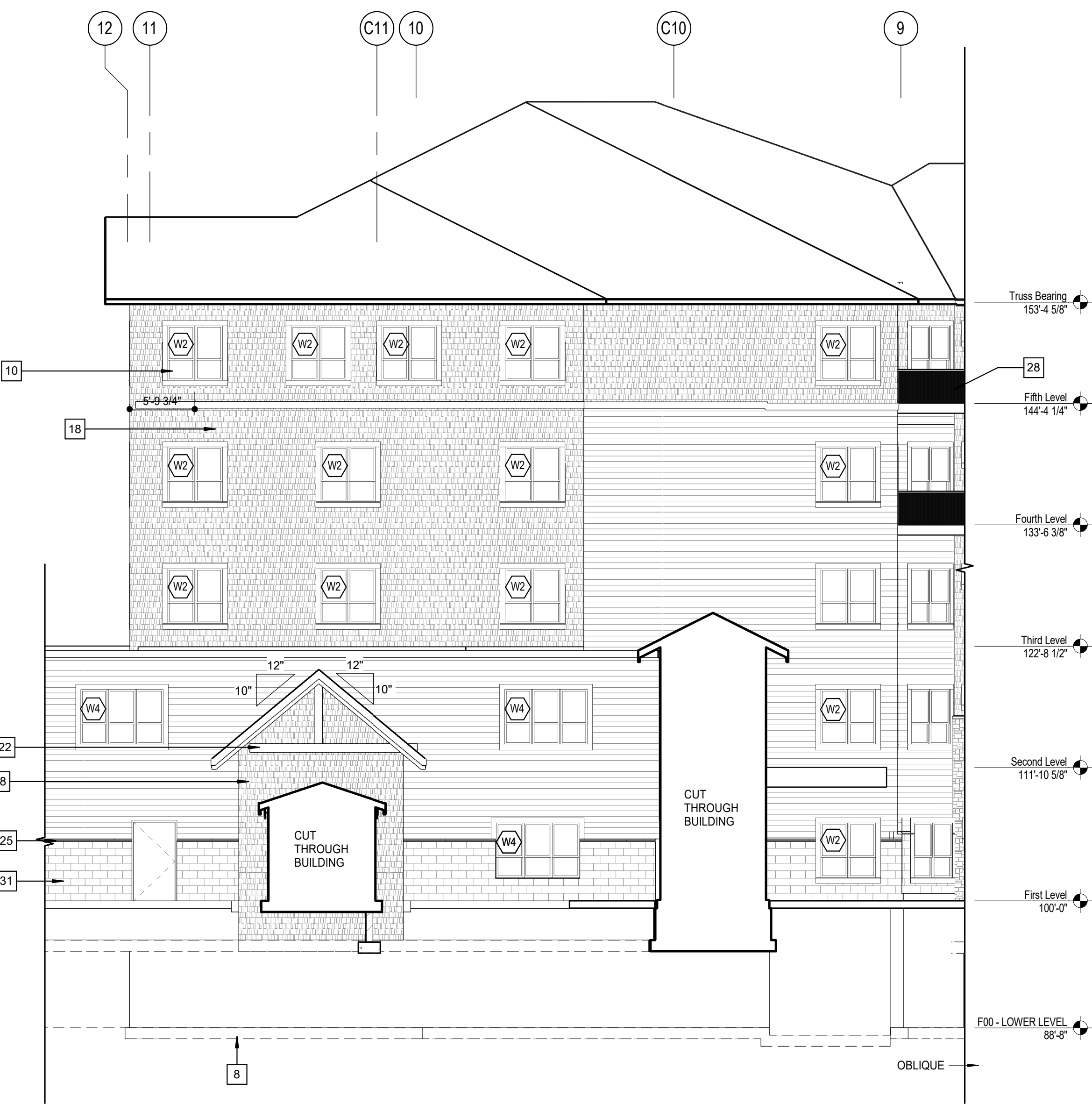
4 EXTERIOR ELEVATION OF LINK - AREA D (N)  
 A3.4 1/8" = 1'-0"



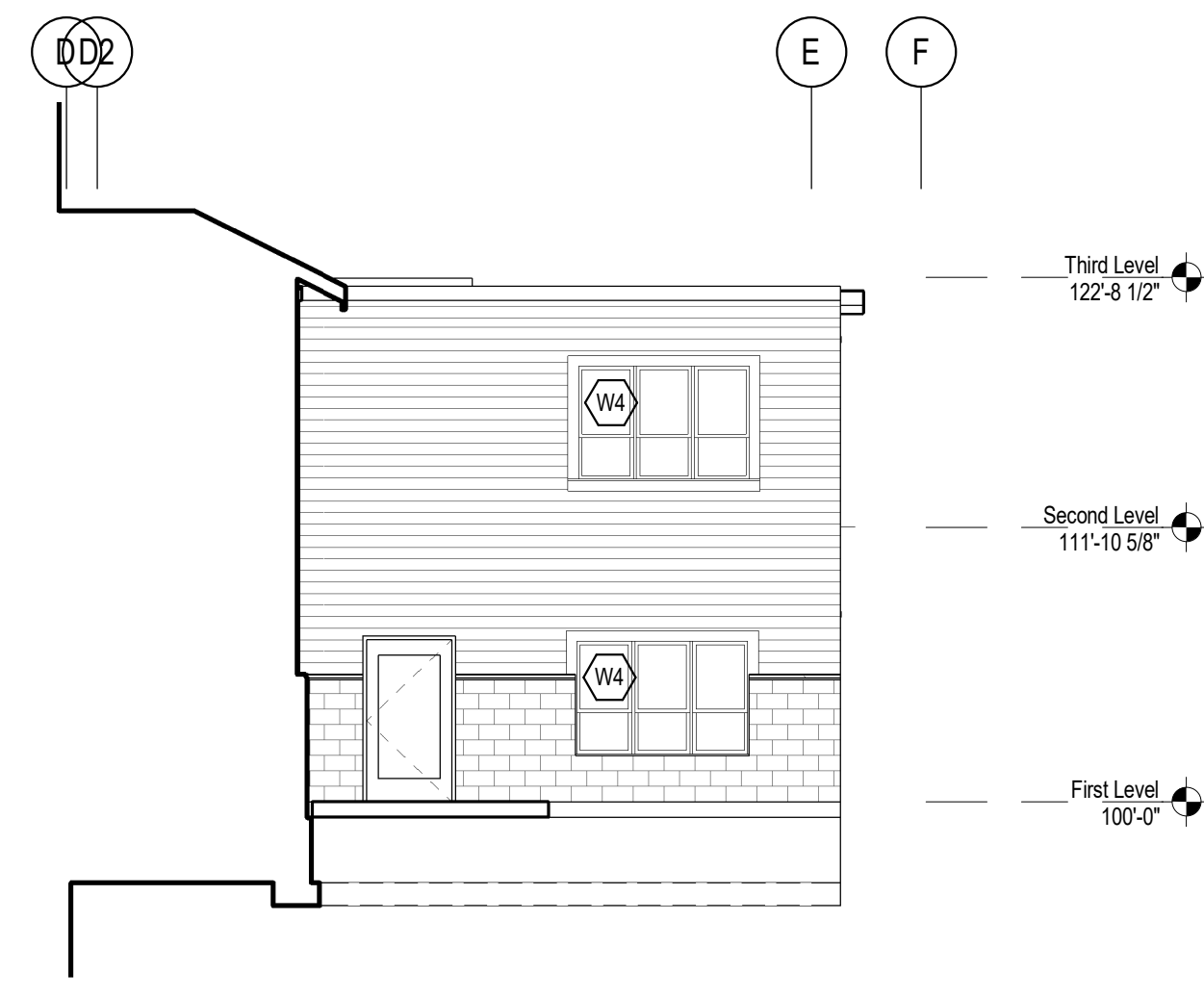
5 EXTERIOR ELEVATION OF LINK - AREA D (S)  
 A3.4 1/8" = 1'-0"

**Keynote Legend**

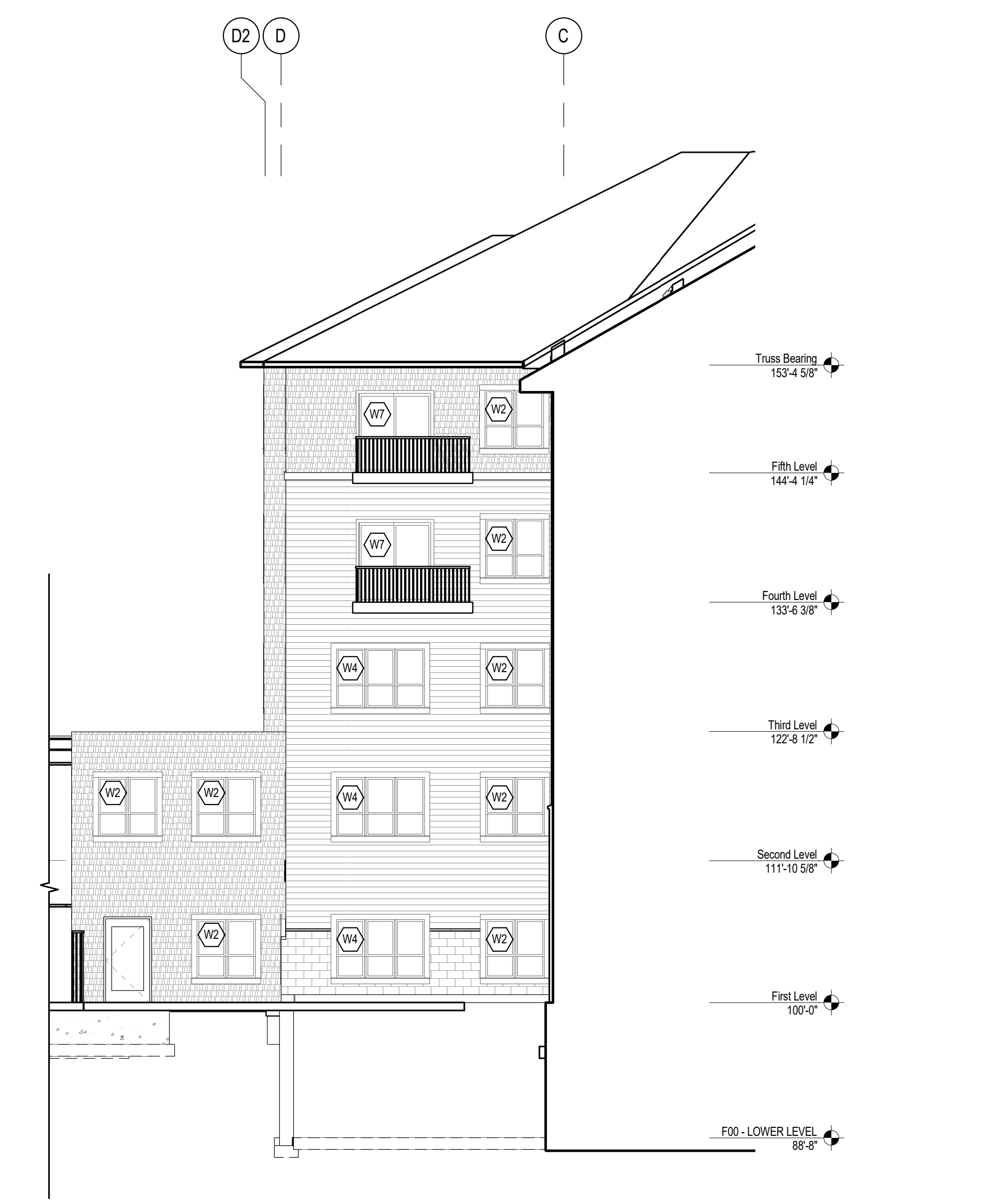
1	ASPHALT SHINGLES - CLASS 'A'
8	OUTLINE OF FOUNDATION
10	VINYL CLAD WINDOWS
18	FIBER CEMENTBOARD SHINGLE SIDING
19	FIBER CEMENTBOARD LAP SIDING - COLOR TBD
22	1X10 FIBER CEMENT TRIM - PT. COLOR TBD
25	MANUFACTURED STONE SILL
28	DECORATIVE RAILING SYSTEM
31	COLOR ROCKFACE CMU
37	LANDSCAPE BLOCK



3 EXTERIOR ELEVATION 2- AREA D (E)  
 A3.4 1/8" = 1'-0"

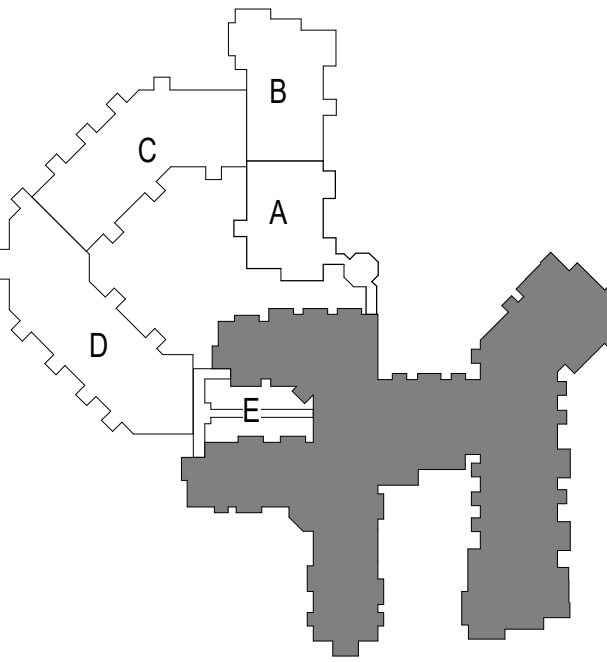


2 LINK ELEVATION- AREA D (S)  
 A3.4 1/8" = 1'-0"



1 EXTERIOR ELEVATION- AREA D (N)  
 A3.4 1/8" = 1'-0"

NOT FOR CONSTRUCTION



**EXTERIOR ELEVATIONS- AREA D**

Issue and Revisions:


Revision No: 12728-17031  
 Drawn by: DC  
 Checked by: TP

SHEET

**A3.4**

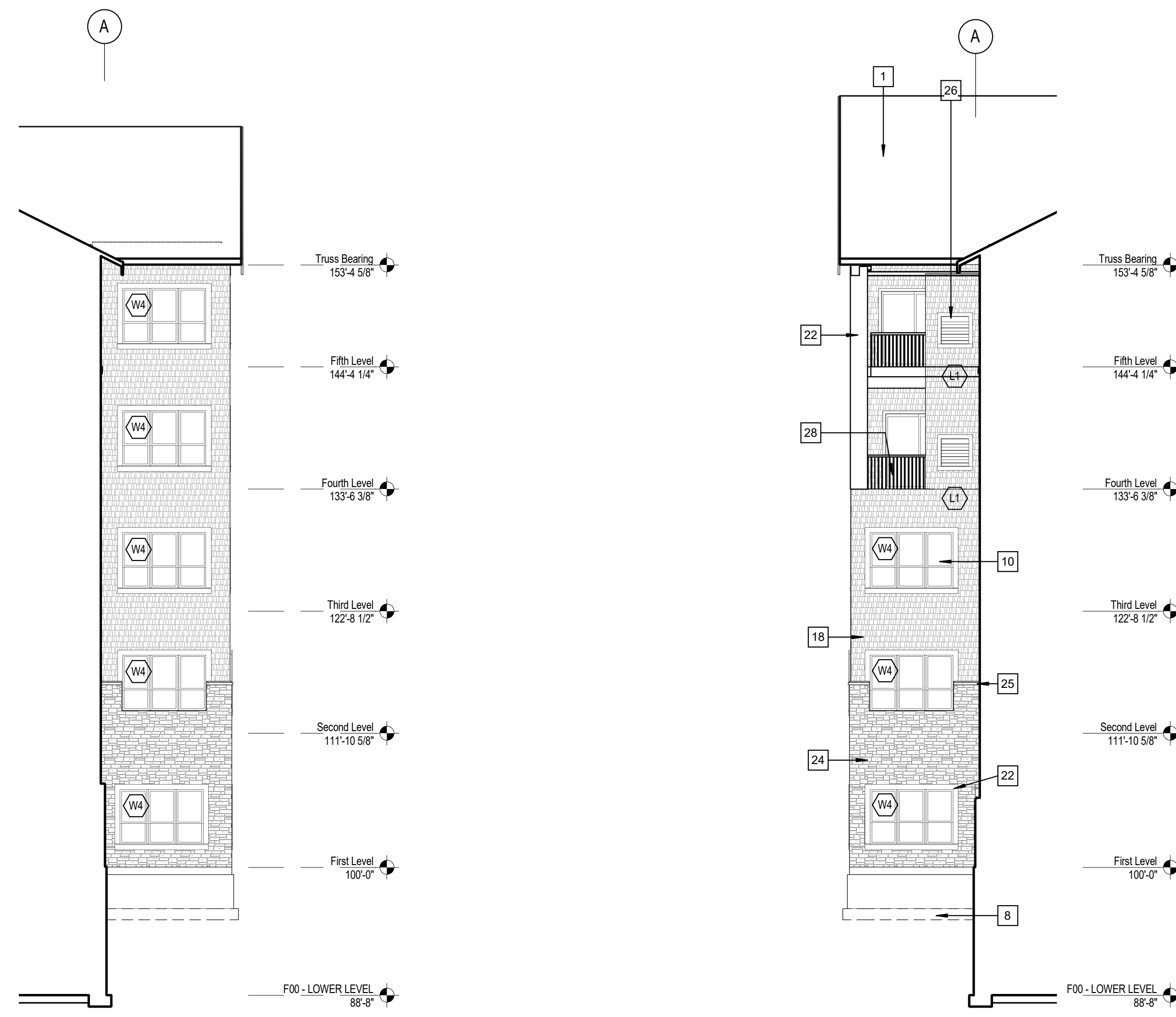


POPE ASSOCIATES, INC.  
1295 BANDANA BLVD N, SUITE 200  
ST. PAUL, MN 55108-2735  
(651) 642-9200 | FAX (651) 642-1101  
www.popearch.com

**BETHANY**  
LUTHERAN HOMES  
A GUNDERSEN HEALTH SYSTEM AFFILIATE

**EAGLE CREST  
SOUTH ADDITION  
PHASE 2  
LA CROSSE, WI**

NOT FOR CONSTRUCTION



**4**  
A3.5 **BUMP- AREA C (N)**  
1/8" = 1'-0"

**3**  
A3.5 **BUMP- AREA C (S)**  
1/8" = 1'-0"

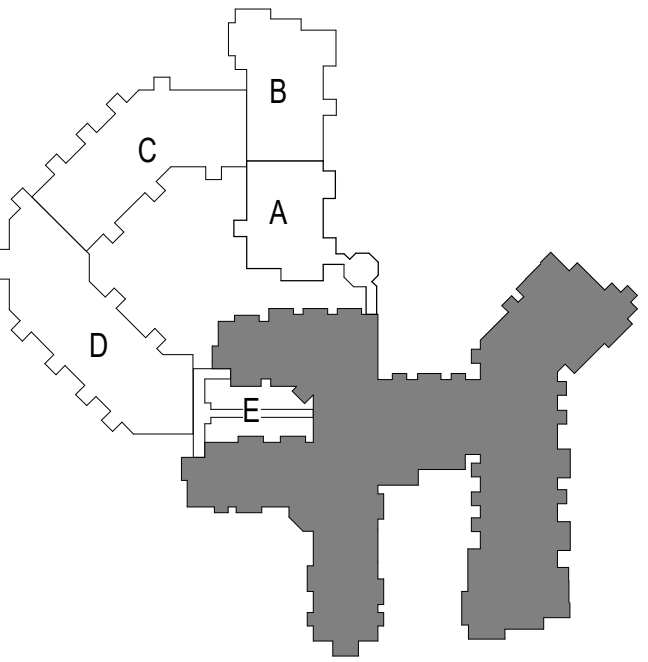


**2**  
A3.5 **EXTERIOR ELEVATION- AREA C (W)**  
1/8" = 1'-0"



**1**  
A3.5 **EXTERIOR ELEVATION- AREA D (SW)**  
1/8" = 1'-0"

Keynote Legend	
1	ASPHALT SHINGLES - CLASS 'A'
8	OUTLINE OF FOUNDATION
10	VINYL CLAD WINDOWS
18	FIBER CEMENTBOARD SHINGLE SIDING
19	FIBER CEMENTBOARD LAP SIDING - COLOR TBD
20	1X6 FIBER CEMENT TRIM - PT. COLOR TBD
22	1X10 FIBER CEMENT TRIM - PT. COLOR TBD
24	MANUFACTURED STONE VENEER
25	MANUFACTURED STONE SILL
26	LOUVER - PT. COLOR TBD
28	DECORATIVE RAILING SYSTEM
31	COLOR ED ROCKFACE CMU



**EXTERIOR  
ELEVATIONS- AREA D  
& C**


Issue on Request:

Revision	

Commission No: 12728-17031  
Drawn by: DC  
Checked by: TP

SHEET

**A3.5**

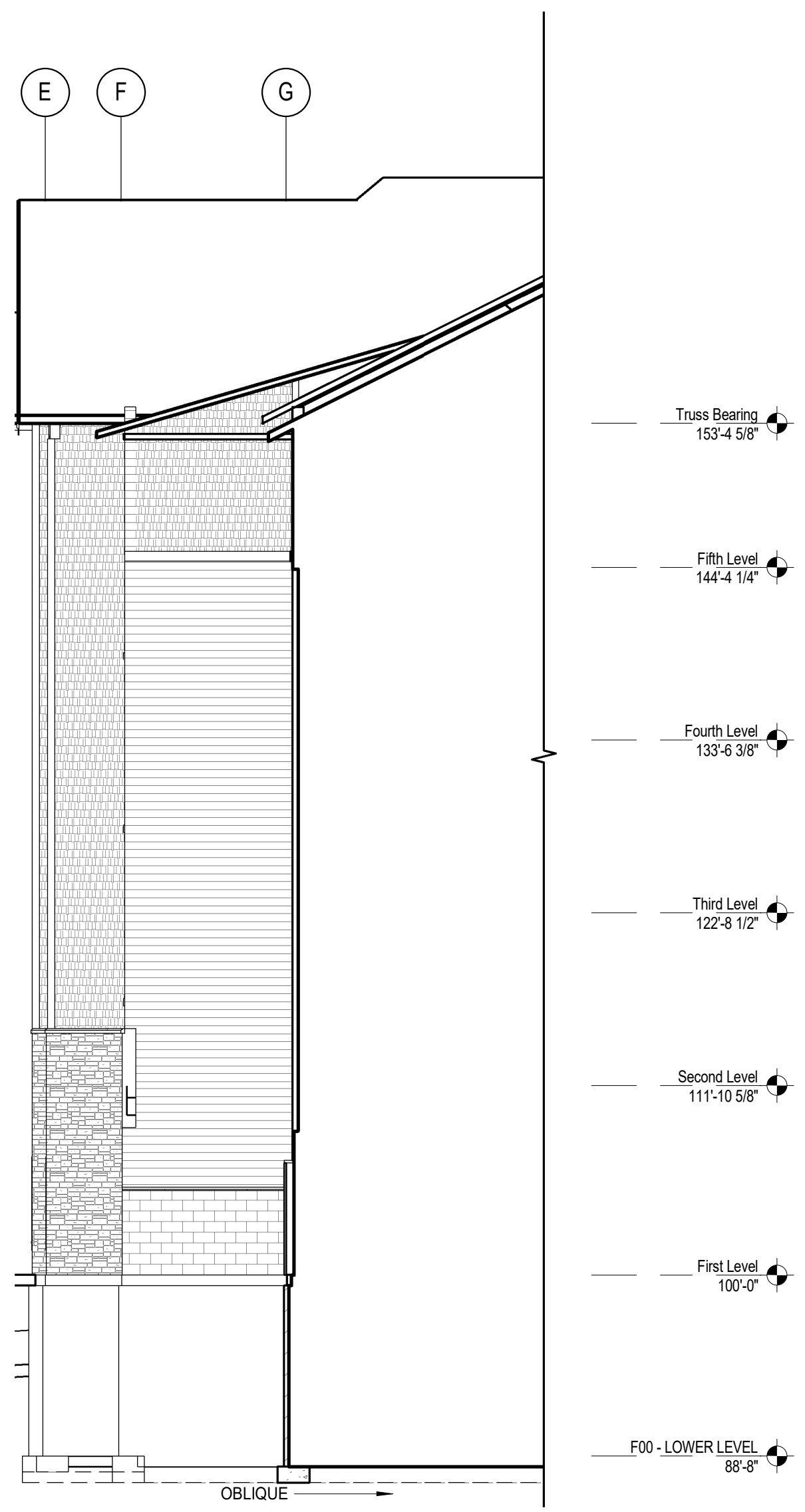


POPE ASSOCIATES, INC.  
1295 BANDANA BLVD N, SUITE 200  
ST. PAUL, MN 55108-2735  
(651) 642-9200 | FAX (651) 642-1101  
www.popearch.com

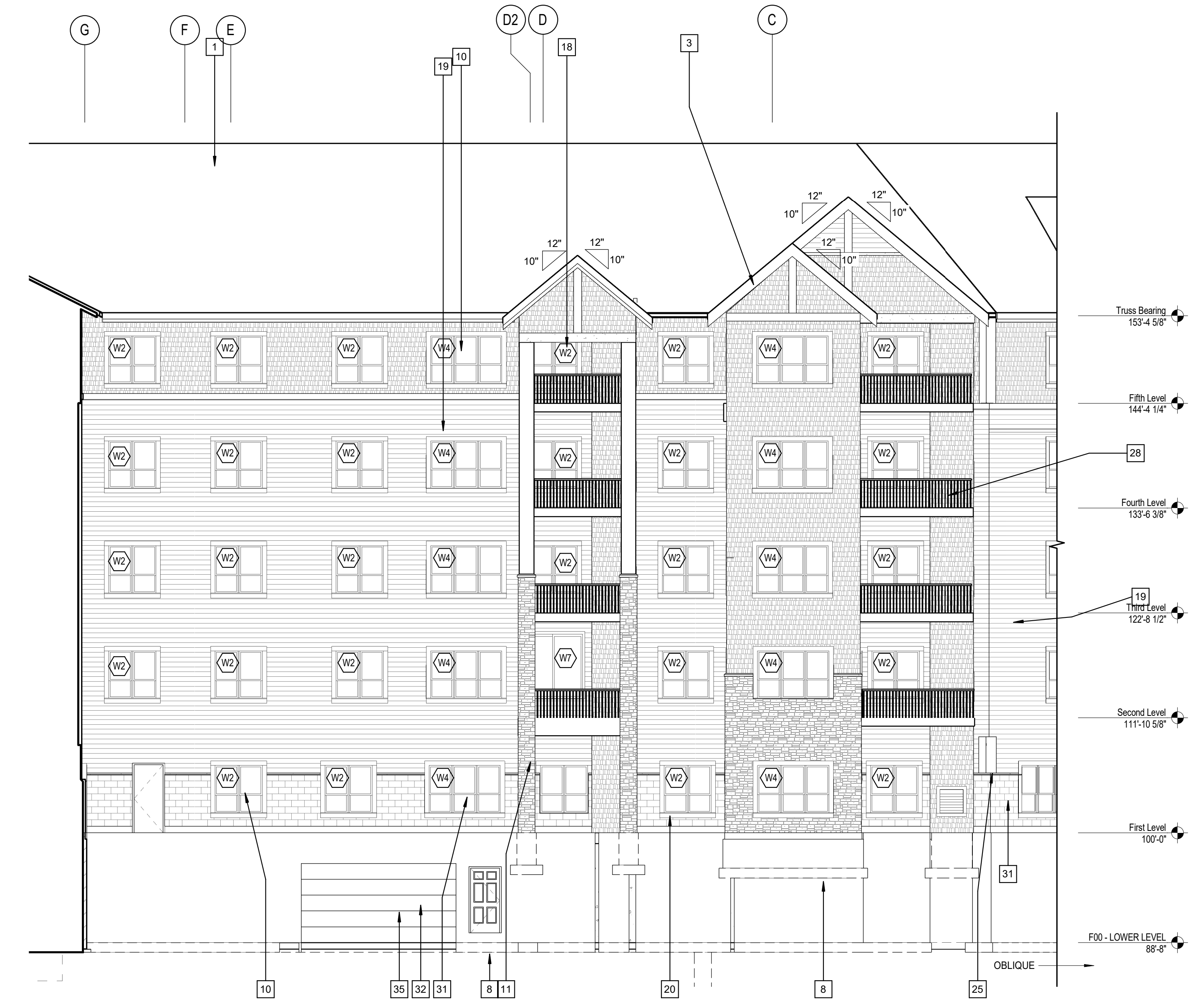
**BETHANY**  
LUTHERAN HOMES  
A GUNDERSEN HEALTH SYSTEM AFFILIATE

**EAGLE CREST  
SOUTH ADDITION  
PHASE 2  
LA CROSSE, WI**

Keynote Legend	
1	ASPHALT SHINGLES - CLASS 'A'
3	PREFIN. METAL FASCIA AND SOFFIT
8	OUTLINE OF FOUNDATION
10	VINYL CLAD WINDOWS
11	CEMENT BD. WRAPPED COLUMN
18	FIBER CEMENTBOARD SHINGLE SIDING
19	FIBER CEMENTBOARD LAP SIDING - COLOR TBD
20	1X6 FIBER CEMENT TRIM - PT. COLOR TBD
25	MANUFACTURED STONE SILL
28	DECORATIVE RAILING SYSTEM
31	COLOR ROCKFACE CMU
32	SEGMENTED COLORED BLOCK RETAINING WALL SYSTEM
35	INSULATED OVER HEAD DOOR



3  
A3.6 BUMP ELEVATION- AREA B (S)  
1/8" = 1'-0"

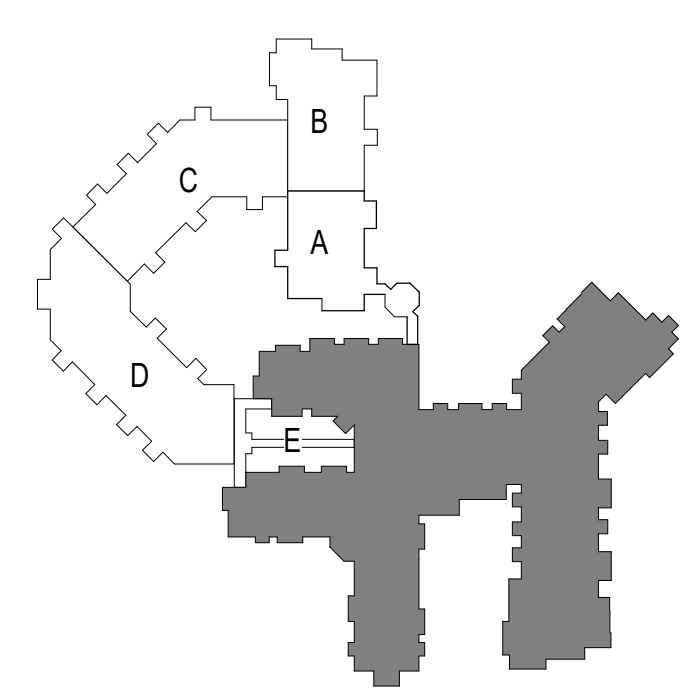


2  
A3.6 EXTERIOR ELEVATION- AREA C (N)  
1/8" = 1'-0"



1  
A3.6 EXTERIOR ELEVATION- AREA C (NW)  
1/8" = 1'-0"

NOT FOR CONSTRUCTION



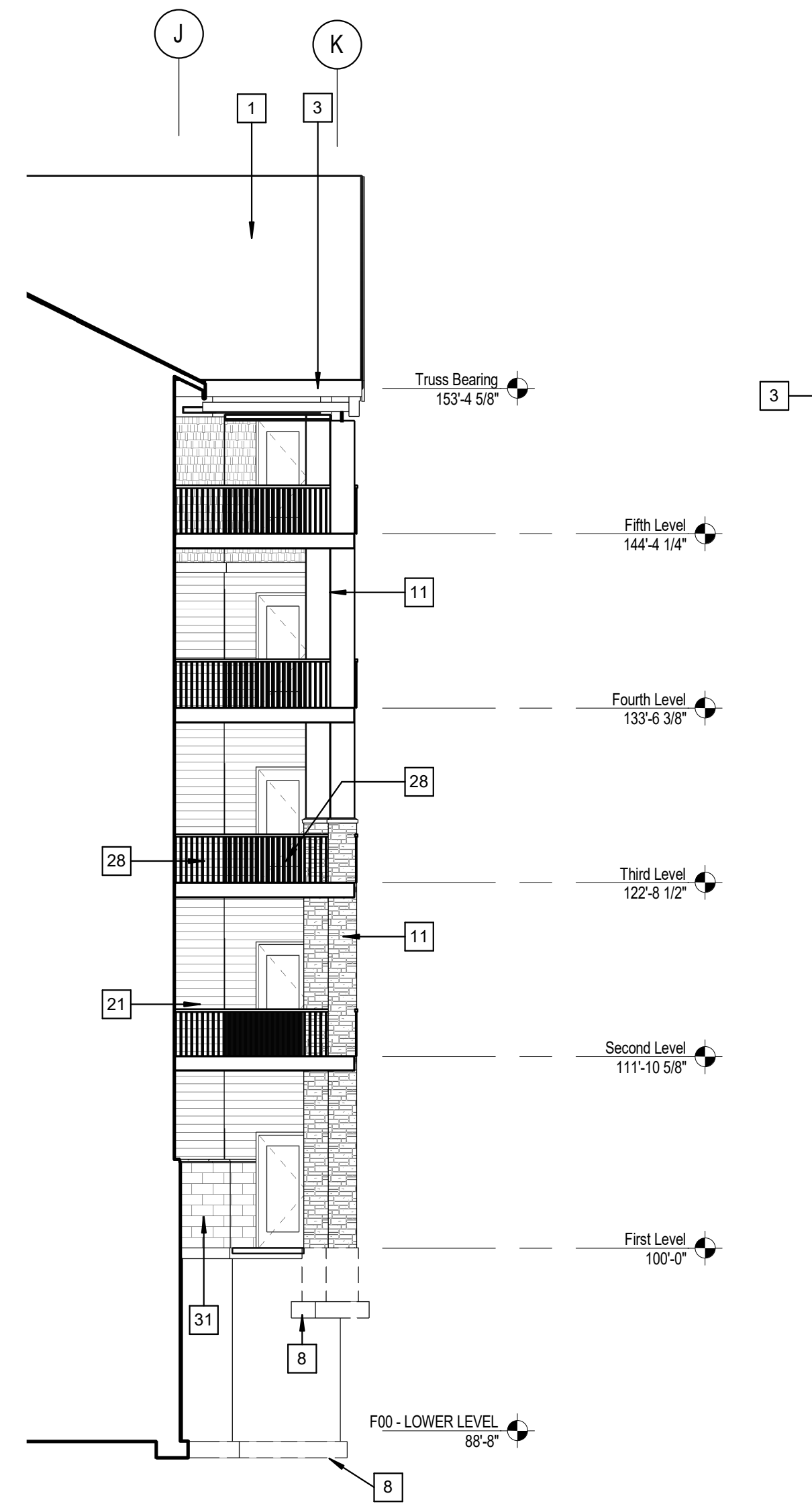
EXTERIOR ELEVATIONS- AREA C

Issue on Request:

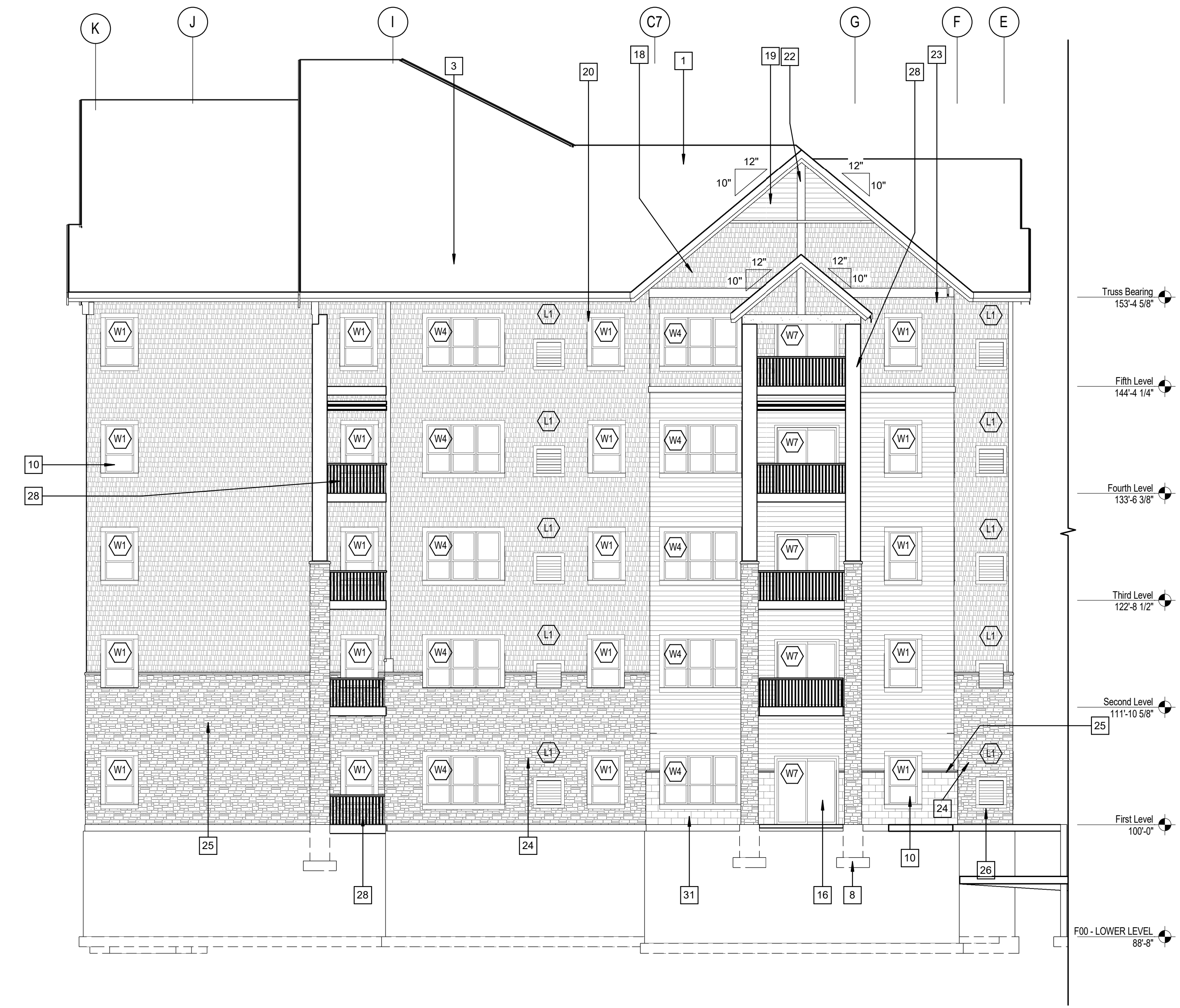

Commission No: 12728-17031  
Drawn by: DC  
Checked by: TP

SHEET

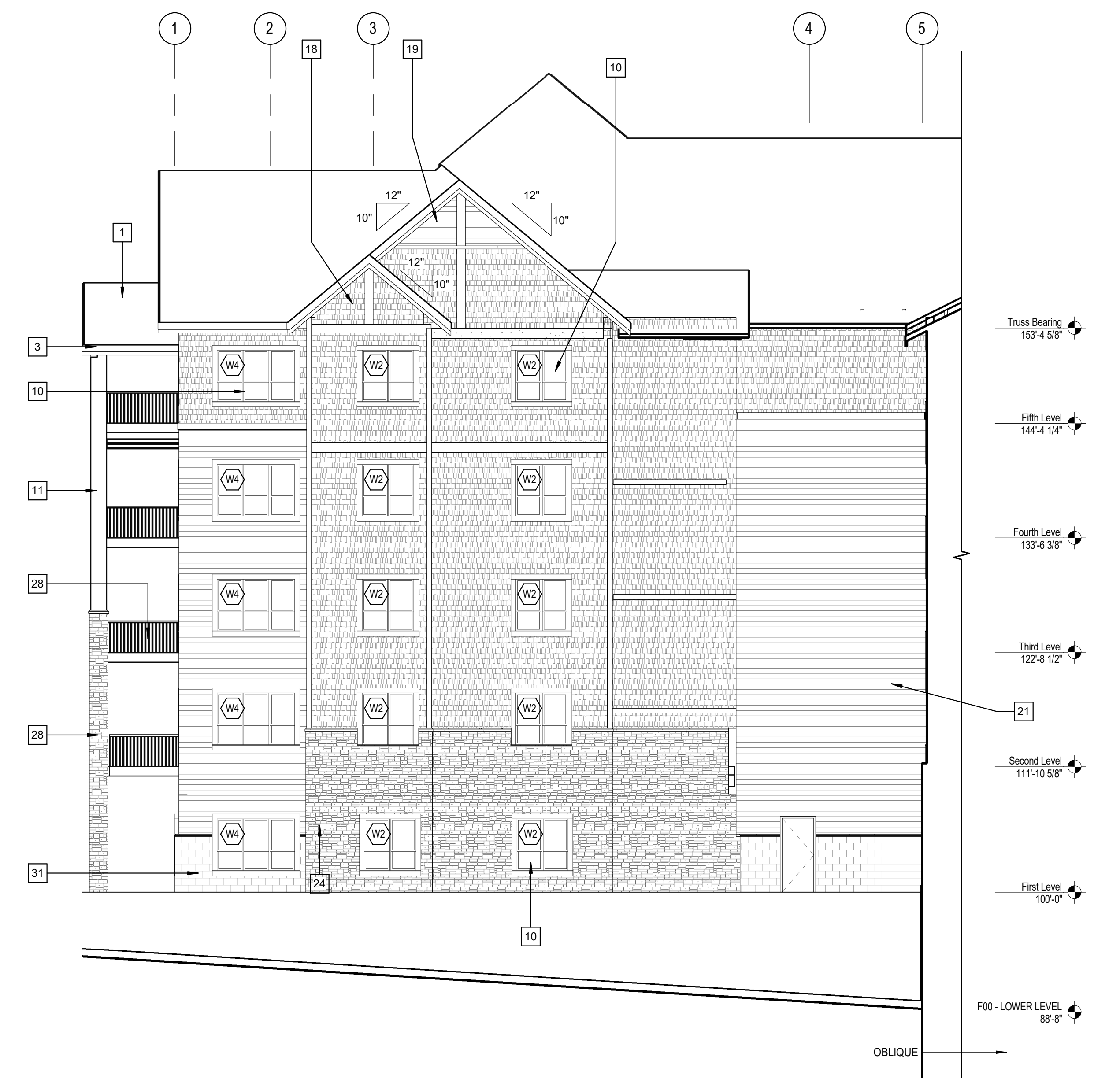
A3.6



3 BUMP- AREA B (S)  
A3.7 1/8" = 1'-0"



2 EXTERIOR ELEVATION- AREA B (N)  
A3.7 1/8" = 1'-0"



1 EXTERIOR ELEVATION- AREA B (W)  
A3.7 1/8" = 1'-0"

Keystone Legend	
1	ASPHALT SHINGLES - CLASS 'A'
3	PREFIN. METAL FASCIA AND SOFFIT
8	OUTLINE OF FOUNDATION
10	VINYL CLAD WINDOWS
11	CEMENT BD. WRAPPED COLUMN
16	SLIDING GLASS DOOR
18	FIBER CEMENTBOARD SHINGLE SIDING
19	FIBER CEMENTBOARD LAP SIDING - COLOR TBD
20	1X6 FIBER CEMENT TRIM - PT. COLOR TBD
21	1X8 FIBER CEMENT TRIM - PT. COLOR TBD
22	1X10 FIBER CEMENT TRIM - PT. COLOR TBD
23	1X12 FIBER CEMENT TRIM - PT. COLOR TBD
24	MANUFACTURED STONE VENEER
25	MANUFACTURED STONE SILL
26	LOUVER - PT. COLOR TBD
28	DECORATIVE RAILING SYSTEM
31	COLORLED ROCKFACE CMU

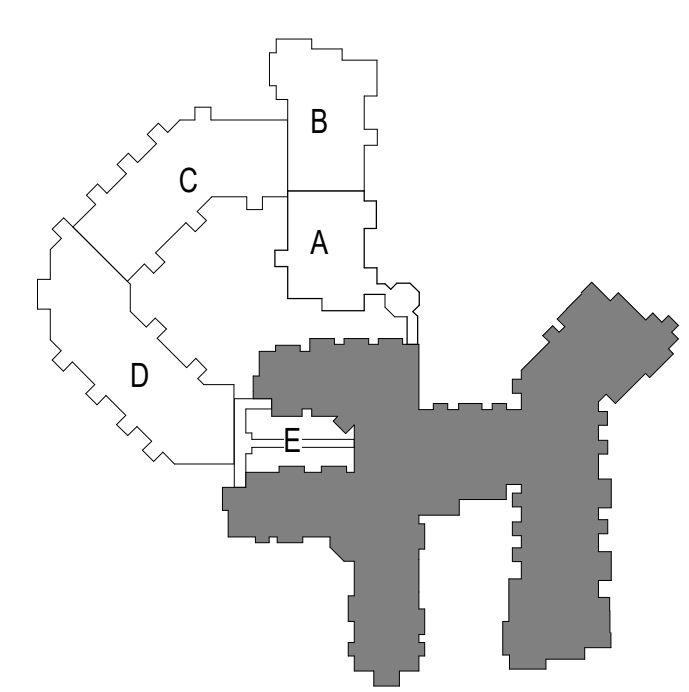
NOT FOR CONSTRUCTION

**POPE**  
ARCHITECTS

POPE ASSOCIATES, INC.  
1295 BANDANA BLVD N, SUITE 200  
ST. PAUL, MN 55108-2735  
(651) 642-9200 | FAX (651) 642-1101  
www.popearch.com

**BETHANY**  
LUTHERAN HOMES  
A GUNDERSEN HEALTH SYSTEM AFFILIATE

**EAGLE CREST  
SOUTH ADDITION  
PHASE 2  
LA CROSSE, WI**



**EXTERIOR  
ELEVATIONS- AREA B**

Issues and Revisions:

NO.	DATE	DESCRIPTION

Commission No:	12728-17031
Drawn by:	DC
Checked by:	TP

SHEET

**A3.7**

GRAPHIC SCALE  
0' 12' 24'

© 2017 Pope Associates, Inc. Eagle Crest S. Central. P17. 11/09/2017 3:18:18 PM