

LA CROSSE WISCONSIN



2021-2025 Capital Projects Budget



Table of Contents

Totals by Funding Source	1
Totals by Expenditure Category	2
Buildings & Grounds	4
City Hall	6
La Crosse Center	7
Library	8
Others	9
Flood Control, Harbors & Waterfront	10
Parks, Recreation & Forestry	12
Planning & Community Development	16
Economic Development	17
Housing	18
Plans & Studies	19
Public Safety	20
Transportation & Utilities	21
Streets	22
Streetscaping & Lighting	32
Utilities	35
Airport	39
Bridges	43
New Borrowing Requests	44

Totals by Funding Source

2021 Total Funding

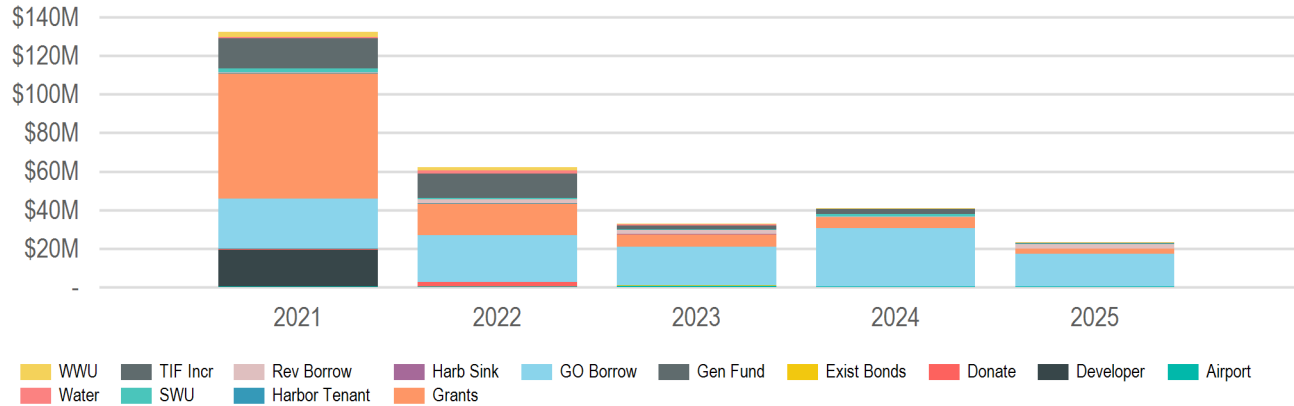
\$132,432,238

2021 New Borrowing

\$26,213,100

Total Future Funding

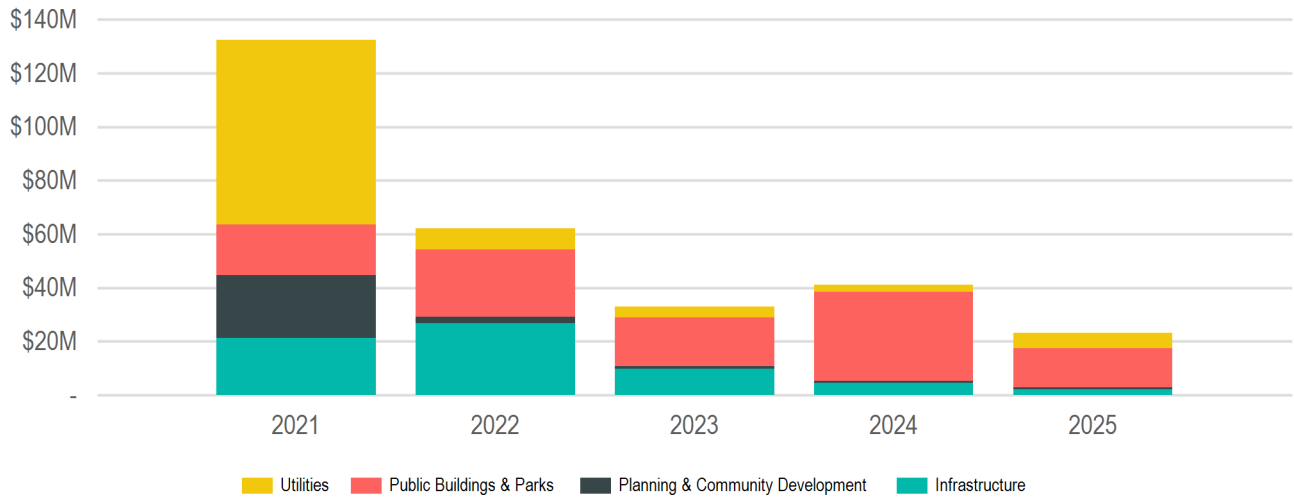
\$291,780,517



(In Thousands of Dollars)

Source	2021	2022	2023	2024	2025	Total
Borrowing	\$26,213,100	\$25,834,200	\$21,850,300	\$30,739,700	\$19,416,800	\$124,054,100
General Obligation Bonds/Notes	\$25,876,100	\$24,079,200	\$19,930,300	\$30,329,700	\$16,916,800	\$117,132,100
Revenue Bonds/Notes	\$337,000	\$1,755,000	\$1,920,000	\$410,000	\$2,500,000	\$6,922,000
Sanitary Sewer Utility	\$250,000	-	\$60,000	-	-	\$310,000
Storm Water Utility	\$77,000	\$1,375,000	\$1,860,000	\$410,000	\$2,500,000	\$6,222,000
Water Utility	\$10,000	\$380,000	-	-	-	\$390,000
Donations & Outside Funding	\$19,200,000	\$2,315,000	\$250,000	-	-	\$21,765,000
Developer Capital Contributions	\$19,100,000	-	-	-	-	\$19,100,000
Donations	\$100,000	\$2,315,000	\$250,000	-	-	\$2,665,000
Grants & Other Intergovernmental	\$65,145,246	\$16,796,598	\$6,378,059	\$5,347,853	\$2,755,028	\$96,422,784
Federal	\$1,288,016	\$8,614,361	\$4,409,237	\$4,426,625	\$2,563,795	\$21,302,034
State	\$63,857,230	\$8,182,237	\$1,968,822	\$921,228	\$191,233	\$75,120,750
Operating Funds	\$6,047,847	\$4,472,788	\$2,140,049	\$2,475,751	\$619,566	\$15,756,001
Enterprise/Utility Funds	\$5,754,650	\$4,472,788	\$2,140,049	\$2,475,751	\$619,566	\$15,462,804
Airport Operating Funds	\$112,000	\$196,100	\$271,045	\$55,000	\$55,000	\$689,145
Passenger Facility Charges	\$365,650	\$323,288	\$439,004	\$414,751	\$254,566	\$1,797,259
Sanitary Sewer Utility Funds	\$2,830,000	\$1,602,000	\$160,000	\$550,000	\$100,000	\$5,242,000
Storm Water Utility Funds	\$2,002,000	\$830,400	\$570,000	\$1,456,000	\$210,000	\$5,068,400
Water Utility Funds	\$445,000	\$1,521,000	\$700,000	-	-	\$2,666,000
General Fund	\$293,197	-	-	-	-	\$293,197
Streets Operating Budget	\$293,197	-	-	-	-	\$293,197
Other	\$19,845	\$20,837	\$230,000	-	-	\$270,682
Existing Bond Funds	-	-	\$230,000	-	-	\$230,000
Harbor Tenant Fees	\$19,845	\$20,837	-	-	-	\$40,682
Special Funds	-	-	\$110,250	-	-	\$110,250
Harbor Sinking Fund	-	-	\$110,250	-	-	\$110,250
Taxation	\$15,806,200	\$12,690,400	\$1,965,500	\$2,514,600	\$425,000	\$33,401,700
TIF Increment	\$15,806,200	\$12,690,400	\$1,965,500	\$2,514,600	\$425,000	\$33,401,700
10 - Park Plaza	\$300,000	-	-	-	-	\$300,000
11 - Gateway Redevelopment	\$5,547,500	\$8,592,100	\$350,700	\$734,000	\$100,000	\$15,324,300
12 - Three Rivers Plaza	\$3,439,000	\$1,038,900	\$426,500	-	-	\$4,904,400
13 - Kwik Trip	\$2,113,000	\$300,000	\$300,000	\$1,444,600	\$300,000	\$4,457,600
14 - Gundersen Lutheran	\$2,425,000	\$200,000	\$65,900	\$336,000	\$25,000	\$3,051,900
15 - Chart	\$873,700	\$300,000	\$431,900	-	-	\$1,605,600
16 - LIPCO/Trane Plant 6	\$350,000	\$1,859,400	\$390,500	-	-	\$2,599,900
17 - Lot C Downtown	\$758,000	\$400,000	-	-	-	\$1,158,000
New Borrowing Sub-Total	\$26,213,100	\$25,834,200	\$21,850,300	\$30,739,700	\$19,416,800	\$124,054,100
City Funded Sub-Total	\$48,086,992	\$43,018,225	\$26,296,099	\$35,730,051	\$20,461,366	\$173,592,733
Non-City Funded Sub-Total	\$84,345,246	\$19,111,598	\$6,628,059	\$5,347,853	\$2,755,028	\$118,187,784
	\$132,432,238	\$62,129,823	\$32,924,158	\$41,077,904	\$23,216,394	\$291,780,517

Totals by Expenditure Category



(In Thousands of Dollars)

Category	2021	2022	2023	2024	2025	Total
Infrastructure	\$21,265,738	\$26,646,386	\$9,849,950	\$4,619,300	\$2,221,300	\$64,602,674
Bridges	\$475,000	\$25,000	\$25,000	\$25,000	\$25,000	\$575,000
Fiber	\$70,000	\$90,000	\$70,000	\$70,000	\$70,000	\$370,000
Harbors, Docks and Waterways	\$99,225	\$1,304,186	\$1,811,250	\$1,260,000	\$1,200,000	\$5,674,661
Special Projects	\$500,000	-	-	-	-	\$500,000
Streets	\$18,506,513	\$25,207,200	\$7,923,700	\$3,244,300	\$906,300	\$55,788,013
DOT Projects	\$170,000	-	-	-	-	\$170,000
Street Improvements	\$160,000	-	-	-	\$25,000	\$185,000
Total Street Reconstruction	\$17,476,513	\$24,907,200	\$7,923,700	\$3,244,300	\$881,300	\$54,433,013
Traffic Signals	\$700,000	\$300,000	-	-	-	\$1,000,000
Streetscaping	\$1,615,000	\$20,000	\$20,000	\$20,000	\$20,000	\$1,695,000
Boulevard Trees	\$75,000	-	-	-	-	\$75,000
Street Lighting	\$1,480,000	\$20,000	\$20,000	\$20,000	\$20,000	\$1,560,000
Streetscaping	\$60,000	-	-	-	-	\$60,000
Planning & Community Development	\$23,357,500	\$2,450,000	\$920,500	\$700,000	\$720,500	\$28,148,500
Economic Development	\$19,980,000	\$100,000	\$100,000	\$100,000	\$100,000	\$20,380,000
Façade Renovation	\$150,000	\$100,000	\$100,000	\$100,000	\$100,000	\$550,000
Other	\$50,000	-	-	-	-	\$50,000
Riverside North	\$19,780,000	-	-	-	-	\$19,780,000
Floodplain Improvements	\$1,400,000	\$600,000	\$600,000	\$400,000	\$400,000	\$3,400,000
Housing Rehabilitation	\$750,000	\$350,000	\$200,000	\$200,000	\$200,000	\$1,700,000
Miscellaneous	\$498,500	\$1,400,000	\$20,500	-	\$20,500	\$1,939,500
Neighborhoods	\$729,000	-	-	-	-	\$729,000
Public Buildings & Parks	\$19,007,000	\$25,241,237	\$18,068,708	\$33,242,604	\$14,464,594	\$110,024,143
Airport	\$2,402,000	\$7,366,237	\$7,097,108	\$5,817,604	\$3,064,594	\$25,747,543
Other Buildings	-	\$768,000	\$450,000	\$844,131	\$2,484,661	\$4,546,792
Runways and Taxiways	\$1,372,000	\$6,465,737	\$4,409,154	\$4,918,473	\$524,933	\$17,690,297
Terminal	\$1,030,000	\$132,500	\$2,237,954	\$55,000	\$55,000	\$3,510,454
Parks	\$6,854,000	\$8,265,000	\$1,750,000	\$1,700,000	\$1,100,000	\$19,669,000
Aquatics Facilities	-	-	-	\$200,000	\$200,000	\$400,000
Boat Docks	\$3,250,000	\$3,250,000	-	-	-	\$6,500,000
General Improvements	\$1,404,000	\$850,000	-	-	-	\$2,254,000
Recreation Facilities	\$1,000,000	\$600,000	\$800,000	\$1,000,000	\$400,000	\$3,800,000
Sports Facilities	\$1,000,000	\$3,365,000	\$750,000	\$300,000	\$300,000	\$5,715,000
Trails	\$200,000	\$200,000	\$200,000	\$200,000	\$200,000	\$1,000,000
Police & Fire Stations	\$6,926,000	\$6,360,000	\$7,741,600	\$25,000,000	\$10,000,000	\$56,027,600
Fire Stations	\$6,926,000	\$6,360,000	\$6,741,600	-	-	\$20,027,600
Police Stations	-	-	\$1,000,000	\$25,000,000	\$10,000,000	\$36,000,000
Public Buildings	\$2,825,000	\$3,250,000	\$1,480,000	\$725,000	\$300,000	\$8,580,000
City Hall	\$2,100,000	\$1,450,000	\$750,000	\$425,000	\$300,000	\$5,025,000
La Crosse Center	\$55,000	\$800,000	\$405,000	\$50,000	-	\$1,310,000
Library	\$670,000	\$1,000,000	\$325,000	\$250,000	-	\$2,245,000
Utilities	\$68,802,000	\$7,792,200	\$4,085,000	\$2,516,000	\$5,810,000	\$89,005,200

Totals by Expenditure Category

Category	2021	2022	2023	2024	2025	Total
Sanitary Sewer/Wastewater	\$65,695,000	\$1,715,000	\$220,000	\$550,000	\$100,000	\$68,280,000
<i>Lift Stations</i>	\$1,000,000	\$370,000	-	\$100,000	-	\$1,470,000
<i>Other</i>	\$5,000	-	-	-	-	\$5,000
<i>Sanitary Sewer Mains</i>	\$2,690,000	\$1,345,000	\$220,000	\$450,000	\$100,000	\$4,805,000
<i>Wastewater Treatment Plant</i>	\$62,000,000	-	-	-	-	\$62,000,000
Storm Sewer/Stormwater	\$2,352,000	\$3,165,200	\$3,000,000	\$1,866,000	\$5,710,000	\$16,093,200
<i>Lift Stations</i>	\$1,000,000	-	-	-	-	\$1,000,000
<i>Other</i>	\$50,000	\$50,000	\$50,000	\$50,000	\$50,000	\$250,000
<i>Storm Sewer Mains</i>	\$1,302,000	\$3,115,200	\$2,950,000	\$1,816,000	\$5,660,000	\$14,843,200
Water	\$755,000	\$2,912,000	\$865,000	\$100,000	-	\$4,632,000
<i>Watermains</i>	\$555,000	\$2,018,000	\$365,000	\$100,000	-	\$3,038,000
<i>Wells, Pumphouses and Reservoir</i>	\$200,000	\$894,000	\$500,000	-	-	\$1,594,000
	\$132,432,238	\$62,129,823	\$32,924,158	\$41,077,904	\$23,216,394	\$291,780,517

Buildings & Grounds

2021 Total Funding

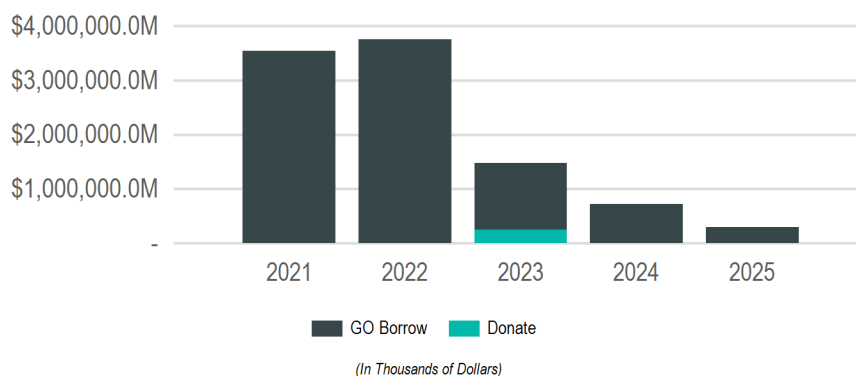
\$3,543,000

2021 New Borrowing

\$3,543,000

Total Future Funding

\$9,798,000



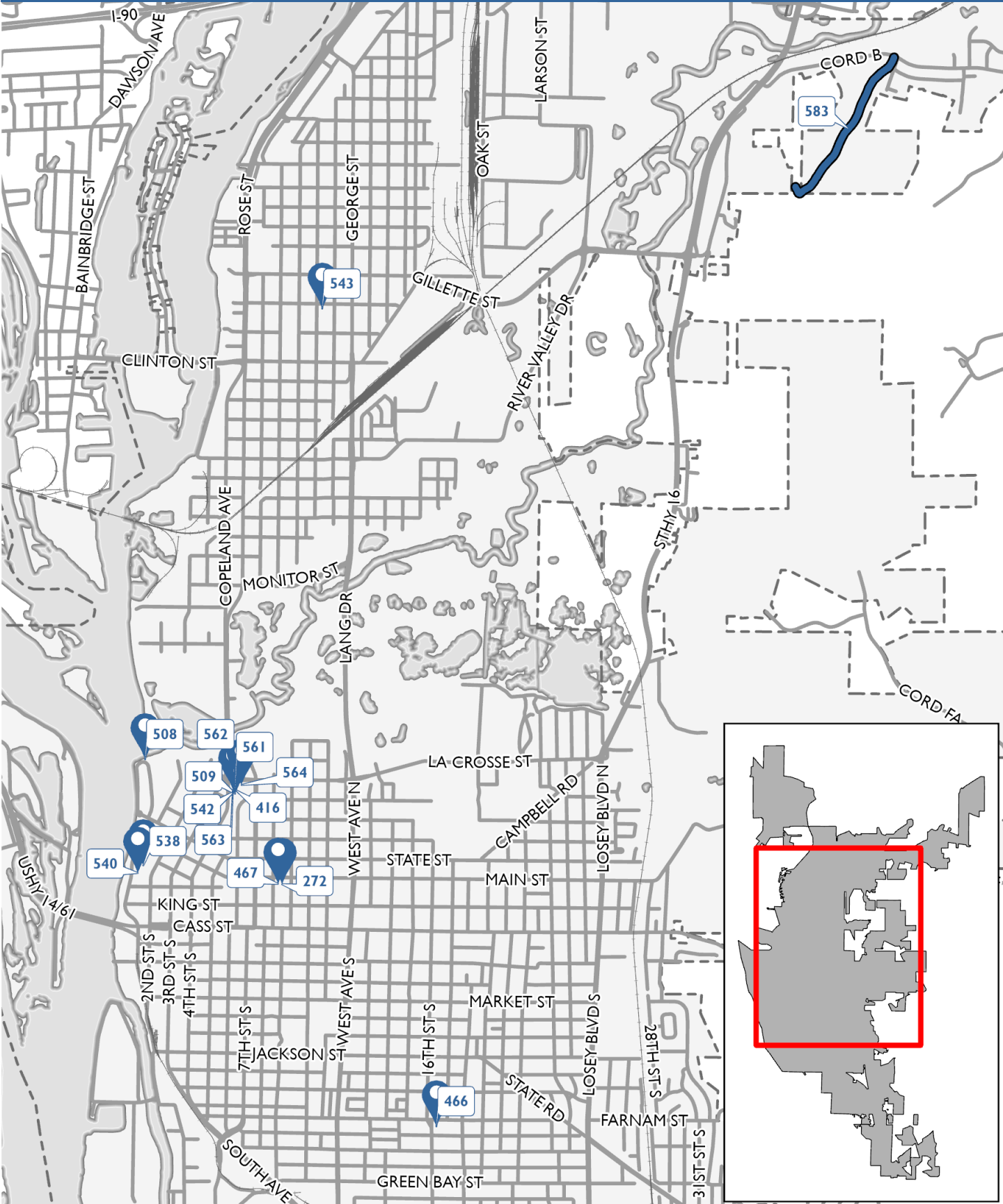
Sub Groups

Sub Group	2021	2022	2023	2024	2025	Total
City Hall	\$2,100,000	\$1,450,000	\$750,000	\$425,000	\$300,000	\$5,025,000
La Crosse Center	\$55,000	\$800,000	\$405,000	\$50,000	-	\$1,310,000
Library	\$670,000	\$1,000,000	\$325,000	\$250,000	-	\$2,245,000
Others	\$718,000	\$500,000	-	-	-	\$1,218,000
	\$3,543,000	\$3,750,000	\$1,480,000	\$725,000	\$300,000	\$9,798,000

Funding Sources

Source	2021	2022	2023	2024	2025	Total
Borrowing	\$3,543,000	\$3,750,000	\$1,230,000	\$725,000	\$300,000	\$9,548,000
General Obligation Bonds/Notes	\$3,543,000	\$3,750,000	\$1,230,000	\$725,000	\$300,000	\$9,548,000
Donations & Outside Funding	-	-	\$250,000	-	-	\$250,000
Donations	-	-	\$250,000	-	-	\$250,000
	\$3,543,000	\$3,750,000	\$1,480,000	\$725,000	\$300,000	\$9,798,000

Overview Map



City Hall

2021 Total Funding

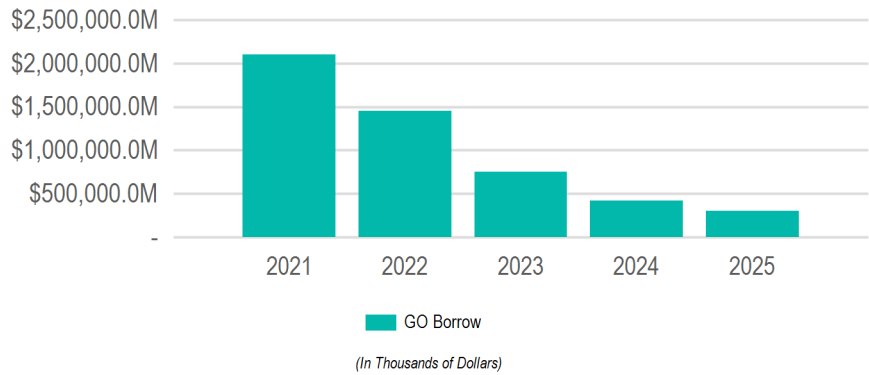
\$2,100,000

2021 New Borrowing

\$2,100,000

Total Future Funding

\$5,025,000



Funding Sources

Source	2021	2022	2023	2024	2025	Total
Borrowing	\$2,100,000	\$1,450,000	\$750,000	\$425,000	\$300,000	\$5,025,000
General Obligation Bonds/Notes	\$2,100,000	\$1,450,000	\$750,000	\$425,000	\$300,000	\$5,025,000
	\$2,100,000	\$1,450,000	\$750,000	\$425,000	\$300,000	\$5,025,000

Requests

Funding Source	Past	2021	2022	2023	2024	2025	Total
[645]: City Hall Lobby Renovation							
<i>Grounds and Buildings</i>							
Borrowing - General Obligation Bonds/Notes	-	\$1,500,000	-	-	-	-	\$1,500,000
	-	\$1,500,000	-	-	-	-	\$1,500,000
[509]: City Hall Council Chambers							
<i>Grounds and Buildings; Information Technology</i>							
Borrowing - General Obligation Bonds/Notes	-	\$250,000	\$250,000	-	-	-	\$500,000
	-	\$250,000	\$250,000	-	-	-	\$500,000
[563]: City Hall Windows, Air Seal Replacements							
<i>Grounds and Buildings</i>							
Borrowing - General Obligation Bonds/Notes	-	\$200,000	\$200,000	\$200,000	\$200,000	\$200,000	\$1,000,000
	-	\$200,000	\$200,000	\$200,000	\$200,000	\$200,000	\$1,000,000
[561]: City Hall Plumbing Repairs/Bathroom Remodel							
<i>Grounds and Buildings</i>							
Borrowing - General Obligation Bonds/Notes	-	\$100,000	\$100,000	\$100,000	\$100,000	\$100,000	\$500,000
	-	\$100,000	\$100,000	\$100,000	\$100,000	\$100,000	\$500,000
[542]: City Hall Networking Cable Replacement							
<i>Information Technology</i>							
Borrowing - General Obligation Bonds/Notes	-	\$50,000	\$50,000	-	-	-	\$100,000
	-	\$50,000	\$50,000	-	-	-	\$100,000
[562]: City Hall Air Handler Replacement							
<i>Grounds and Buildings</i>							
Borrowing - General Obligation Bonds/Notes	-	-	\$450,000	\$450,000	-	-	\$900,000
	-	-	\$450,000	\$450,000	-	-	\$900,000
[416]: City Hall 5th Floor Remodel							
<i>Information Technology</i>							
Borrowing - General Obligation Bonds/Notes	-	-	\$400,000	-	-	-	\$400,000
	-	-	\$400,000	-	-	-	\$400,000
[564]: City Hall Parking Lot							
<i>Grounds and Buildings</i>							
Borrowing - General Obligation Bonds/Notes	-	-	-	-	\$125,000	-	\$125,000
	-	-	-	-	\$125,000	-	\$125,000

La Crosse Center

2021 Total Funding

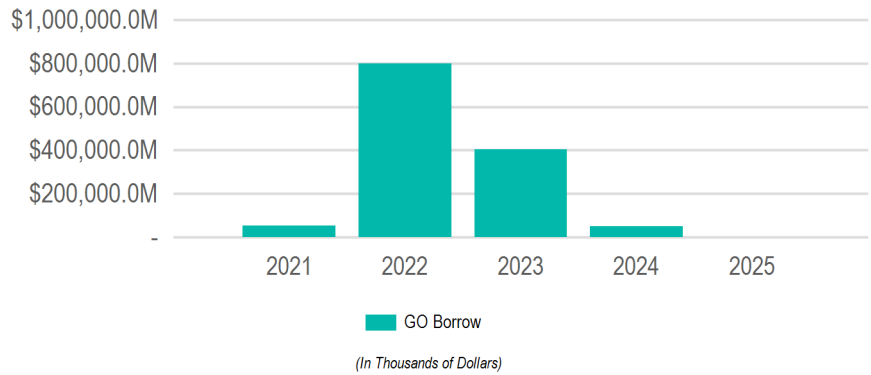
\$55,000

2021 New Borrowing

\$55,000

Total Future Funding

\$1,310,000



Funding Sources

Source	2021	2022	2023	2024	2025	Total
Borrowing	\$55,000	\$800,000	\$405,000	\$50,000	-	\$1,310,000
General Obligation Bonds/Notes	\$55,000	\$800,000	\$405,000	\$50,000	-	\$1,310,000
	\$55,000	\$800,000	\$405,000	\$50,000	-	\$1,310,000

Requests

Funding Source	Past	2021	2022	2023	2024	2025	Total
[538]: Refinishing and painting of the portable Basketball Court							
<i>La Crosse Center</i>							
Borrowing - General Obligation Bonds/Notes	-	\$55,000	-	-	-	-	\$55,000
	-	\$55,000	-	-	-	-	\$55,000
[643]: Roof Replacement for South Hall A and Lobby							
<i>La Crosse Center</i>							
Borrowing - General Obligation Bonds/Notes	-	-	\$750,000	-	-	-	\$750,000
	-	-	\$750,000	-	-	-	\$750,000
[644]: Furniture, Fixtures and Equipment Replacement							
<i>La Crosse Center</i>							
Borrowing - General Obligation Bonds/Notes	-	-	\$50,000	-	\$50,000	-	\$100,000
	-	-	\$50,000	-	\$50,000	-	\$100,000
[540]: Restroom remodeling in South Facility							
<i>La Crosse Center</i>							
Borrowing - General Obligation Bonds/Notes	-	-	-	\$360,000	-	-	\$360,000
	-	-	-	\$360,000	-	-	\$360,000
[642]: Sound System for South Hall B, Ballroom, Foyer and Boardrooms							
<i>La Crosse Center</i>							
Borrowing - General Obligation Bonds/Notes	-	-	-	\$45,000	-	-	\$45,000
	-	-	-	\$45,000	-	-	\$45,000

Library

2021 Total Funding

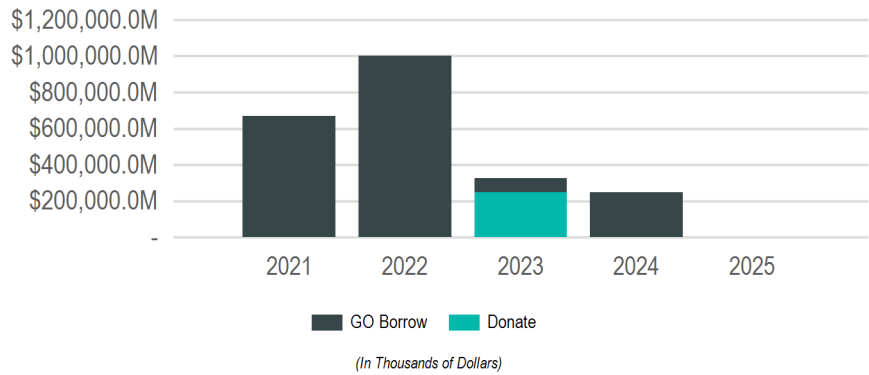
\$670,000

2021 New Borrowing

\$670,000

Total Future Funding

\$2,245,000



Funding Sources

Source	2021	2022	2023	2024	2025	Total
Borrowing	\$670,000	\$1,000,000	\$75,000	\$250,000	-	\$1,995,000
General Obligation Bonds/Notes	\$670,000	\$1,000,000	\$75,000	\$250,000	-	\$1,995,000
Donations & Outside Funding	-	-	\$250,000	-	-	\$250,000
Donations	-	-	\$250,000	-	-	\$250,000
	\$670,000	\$1,000,000	\$325,000	\$250,000	-	\$2,245,000

Requests

Funding Source	Past	2021	2022	2023	2024	2025	Total
[466]: South Community Library remodel							
<i>Library</i>							
Borrowing - General Obligation Bonds/Notes	-	\$500,000	\$1,000,000	-	-	-	\$1,500,000
	-	\$500,000	\$1,000,000	-	-	-	\$1,500,000
[272]: Main Library Flooring							
<i>Library</i>							
Borrowing - General Obligation Bonds/Notes	-	\$170,000	-	-	-	-	\$170,000
	-	\$170,000	-	-	-	-	\$170,000
[467]: Main branch La Crosse Public Library Remodel							
<i>Library</i>							
Borrowing - General Obligation Bonds/Notes	-	-	-	\$75,000	\$175,000	-	\$250,000
Outside - Donations	-	-	-	\$250,000	-	-	\$250,000
	-	-	-	\$325,000	\$175,000	-	\$500,000
[543]: North Community Library Boiler Replacement							
<i>Library</i>							
Borrowing - General Obligation Bonds/Notes	-	-	-	-	\$75,000	-	\$75,000
	-	-	-	-	\$75,000	-	\$75,000

Others

2021 Total Funding

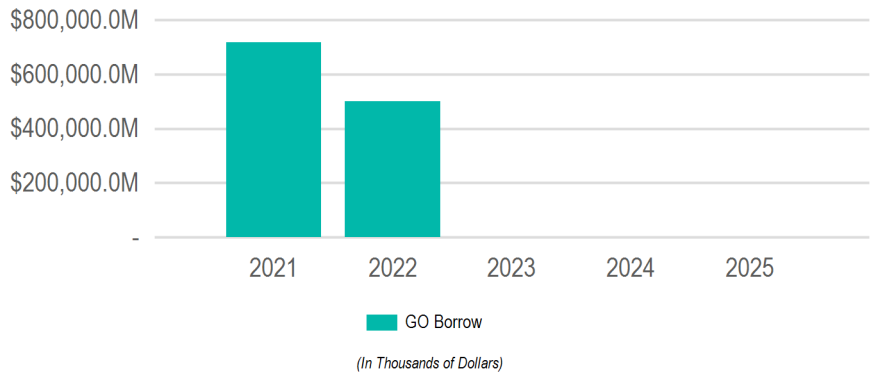
\$718,000

2021 New Borrowing

\$718,000

Total Future Funding

\$1,218,000



Funding Sources

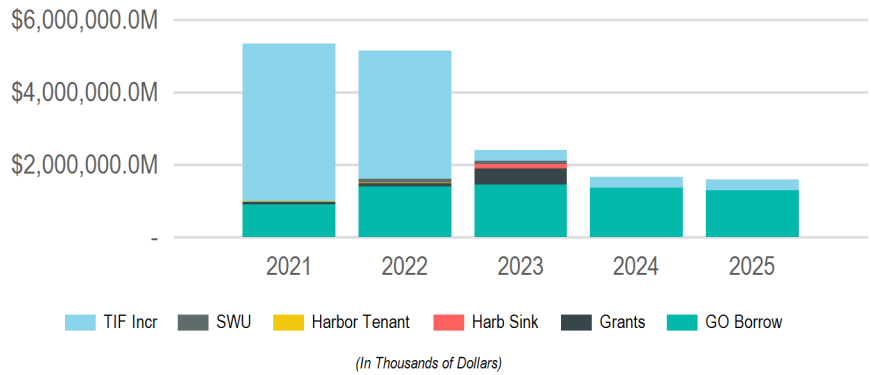
Source	2021	2022	2023	2024	2025	Total
Borrowing	\$718,000	\$500,000	-	-	-	\$1,218,000
General Obligation Bonds/Notes	\$718,000	\$500,000	-	-	-	\$1,218,000
	\$718,000	\$500,000	-	-	-	\$1,218,000

Requests

Funding Source	Past	2021	2022	2023	2024	2025	Total
[508]: Riverside Park - Fish Hatchery Bldg							
<i>Parks, Recreation and Forestry</i>							
Borrowing - General Obligation Bonds/Notes	-	\$500,000	\$500,000	-	-	-	\$1,000,000
	-	\$500,000	\$500,000	-	-	-	\$1,000,000
[583]: MVC Radio Tower Access Road							
<i>Information Technology; Streets</i>							
Borrowing - General Obligation Bonds/Notes	-	\$218,000	-	-	-	-	\$218,000
	-	\$218,000	-	-	-	-	\$218,000

Flood Control, Harbors & Waterfront

2021 Total Funding
\$5,349,225
2021 New Borrowing
\$900,000
Total Future Funding
\$16,174,661



Funding Sources

Source	2021	2022	2023	2024	2025	Total
Borrowing	\$900,000	\$1,400,000	\$1,460,000	\$1,360,000	\$1,300,000	\$6,420,000
General Obligation Bonds/Notes	\$900,000	\$1,400,000	\$1,460,000	\$1,360,000	\$1,300,000	\$6,420,000
Grants & Other Intergovernmental	\$79,380	\$83,349	\$441,000	-	-	\$603,729
Federal	-	-	\$441,000	-	-	\$441,000
State	\$79,380	\$83,349	-	-	-	\$162,729
Operating Funds	-	\$100,000	\$100,000	-	-	\$200,000
Enterprise/Utility Funds	-	\$100,000	\$100,000	-	-	\$200,000
Other	\$19,845	\$20,837	-	-	-	\$40,682
Harbor Tenant Fees	\$19,845	\$20,837	-	-	-	\$40,682
Special Funds	-	-	\$110,250	-	-	\$110,250
Harbor Sinking Fund	-	-	\$110,250	-	-	\$110,250
Taxation	\$4,350,000	\$3,550,000	\$300,000	\$300,000	\$300,000	\$8,800,000
TIF Increment	\$4,350,000	\$3,550,000	\$300,000	\$300,000	\$300,000	\$8,800,000
	\$5,349,225	\$5,154,186	\$2,411,250	\$1,660,000	\$1,600,000	\$16,174,661

Requests

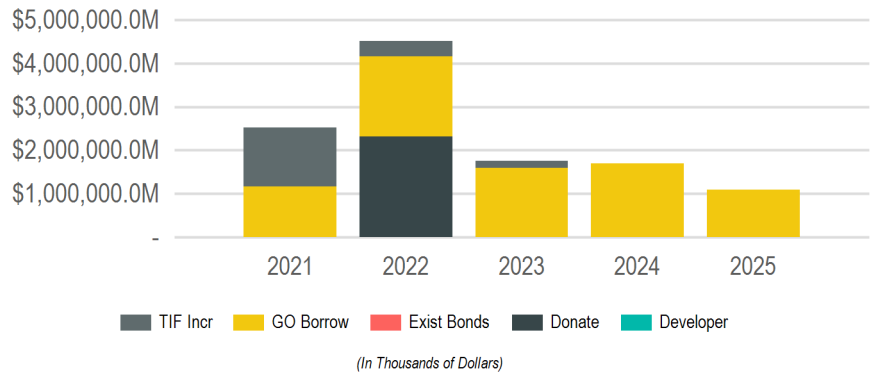
Funding Source	Past	2021	2022	2023	2024	2025	Total
[161]: Riverside Park Levee - Phase III							
<i>Engineering; Parks, Recreation and Forestry</i>							
Other - TIF Increment - 11	-	\$3,250,000	\$3,250,000	-	-	-	\$6,500,000
	-	\$3,250,000	\$3,250,000	-	-	-	\$6,500,000
[567]: Municipal Boat Harbor Parking Facility							
<i>Parks, Recreation and Forestry</i>							
Other - TIF Increment - 14	-	\$800,000	-	-	-	-	\$800,000
	-	\$800,000	-	-	-	-	\$800,000
[158]: Hydraulic/Levee Improvements							
<i>Streets</i>							
Borrowing - General Obligation Bonds/Notes	-	\$500,000	-	-	-	-	\$500,000
	-	\$500,000	-	-	-	-	\$500,000
[91]: Floodplain Relief Fund							
<i>Planning and Development</i>							
Other - TIF Increment - 13	\$250,000	\$300,000	\$300,000	\$300,000	\$300,000	\$300,000	\$1,750,000
	\$250,000	\$300,000	\$300,000	\$300,000	\$300,000	\$300,000	\$1,750,000
[168]: Pammel Creek Repairs							
<i>Engineering</i>							
Borrowing - General Obligation Bonds/Notes	\$157,500	\$200,000	\$100,000	\$100,000	-	-	\$557,500
Operating - Storm Water Utility Funds	\$157,500	-	\$100,000	\$100,000	-	-	\$357,500
	\$315,000	\$200,000	\$200,000	\$200,000	-	-	\$915,000
[555]: Riverside Point Waterway Development Plan							
<i>Parks, Recreation and Forestry</i>							
Borrowing - General Obligation Bonds/Notes	-	\$100,000	-	-	-	-	\$100,000
	-	\$100,000	-	-	-	-	\$100,000

Requests

Funding Source	Past	2021	2022	2023	2024	2025	Total
[551]: Marsh Hydrological Study							
<i>Parks, Recreation and Forestry</i>							
Borrowing - General Obligation Bonds/Notes	-	\$100,000	\$100,000	\$100,000	\$100,000	\$100,000	\$500,000
	-	\$100,000	\$100,000	\$100,000	\$100,000	\$100,000	\$500,000
[241]: North Side Dock Repair							
<i>Planning and Development</i>							
Grants - State	-	\$79,380	-	-	-	-	\$79,380
Other - Harbor Tenant Fees	-	\$19,845	-	-	-	-	\$19,845
	-	\$99,225	-	-	-	-	\$99,225
[624]: Flood Levee Rehabilitation							
<i>Engineering</i>							
Borrowing - General Obligation Bonds/Notes	-	-	\$1,200,000	\$1,200,000	\$1,200,000	\$1,200,000	\$4,800,000
	-	-	\$1,200,000	\$1,200,000	\$1,200,000	\$1,200,000	\$4,800,000
[236]: Isle La Plume Dock Repairs							
<i>Planning and Development</i>							
Grants - State	-	-	\$83,349	-	-	-	\$83,349
Other - Harbor Tenant Fees	-	-	\$20,837	-	-	-	\$20,837
	-	-	\$104,186	-	-	-	\$104,186
[238]: Isle La Plume Access Improvements							
<i>Planning and Development</i>							
Grants - Federal	-	-	-	\$441,000	-	-	\$441,000
Special - Harbor Sinking Funds	-	-	-	\$110,250	-	-	\$110,250
	-	-	-	\$551,250	-	-	\$551,250
[243]: Port of La Crosse Harbor and Waterfront Plan Update							
<i>Planning and Development</i>							
Borrowing - General Obligation Bonds/Notes	-	-	-	\$60,000	\$60,000	-	\$120,000
	-	-	-	\$60,000	\$60,000	-	\$120,000

Parks, Recreation & Forestry

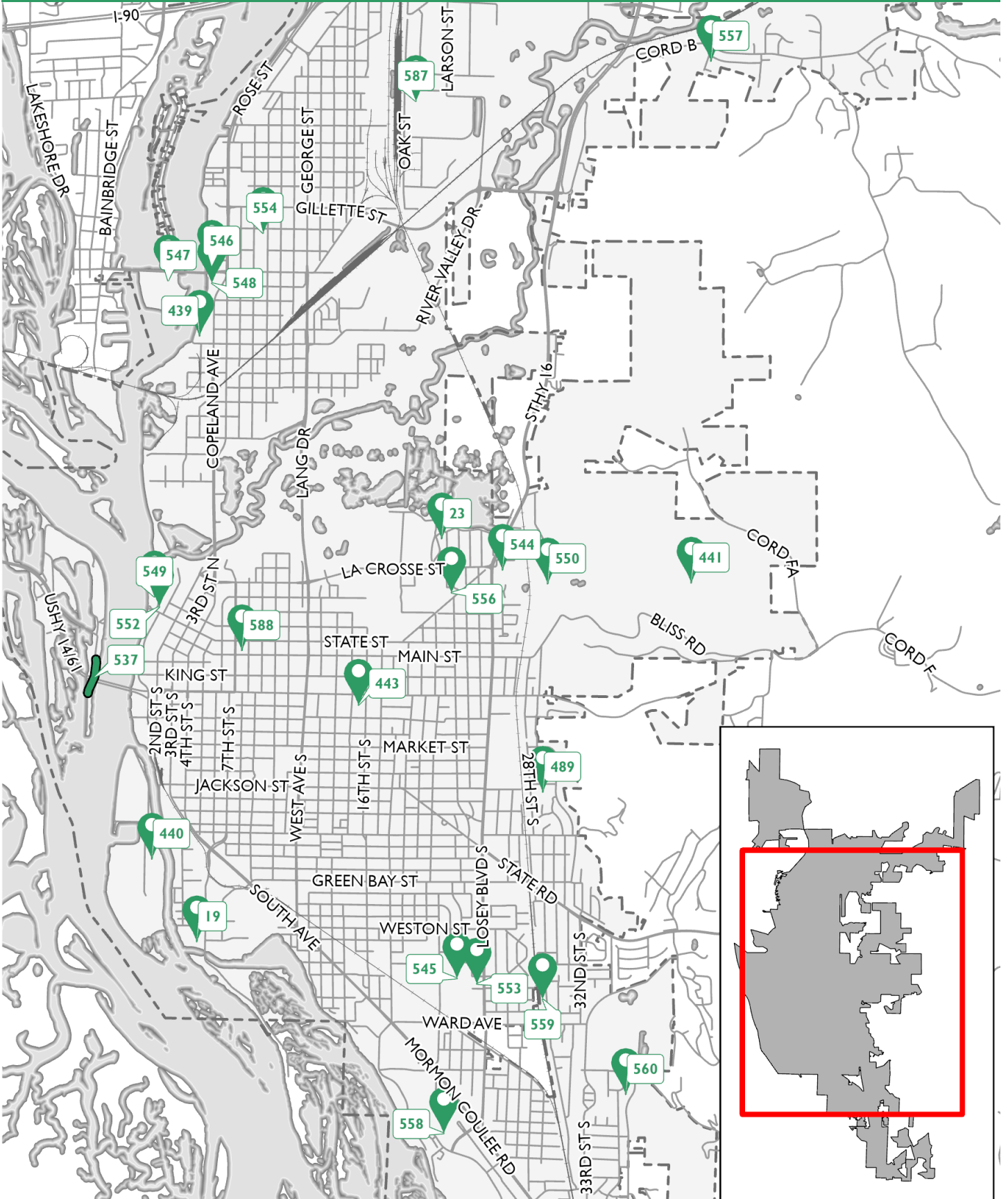
2021 Total Funding
\$2,522,000
2021 New Borrowing
\$1,173,000
Total Future Funding
\$11,587,000



Funding Sources

Source	2021	2022	2023	2024	2025	Total
Borrowing	\$1,173,000	\$1,850,000	\$1,600,000	\$1,700,000	\$1,100,000	\$7,423,000
General Obligation Bonds/Notes	\$1,173,000	\$1,850,000	\$1,600,000	\$1,700,000	\$1,100,000	\$7,423,000
Donations & Outside Funding	-	\$2,315,000	-	-	-	\$2,315,000
Donations	-	\$2,315,000	-	-	-	\$2,315,000
Taxation	\$1,349,000	\$350,000	\$150,000	-	-	\$1,849,000
TIF Increment	\$1,349,000	\$350,000	\$150,000	-	-	\$1,849,000
	\$2,522,000	\$4,515,000	\$1,750,000	\$1,700,000	\$1,100,000	\$11,587,000

Overview Map



Requests

Funding Source	Past	2021	2022	2023	2024	2025	Total
[23]: Myrick Park Playground							
<i>Parks, Recreation and Forestry</i>							
Borrowing - General Obligation Bonds/Notes	\$50,000	\$500,000	\$500,000	-	-	-	\$1,050,000
	\$50,000	\$500,000	\$500,000	-	-	-	\$1,050,000
[439]: Copeland Park Walk of Fame/Sidewalks							
<i>Parks, Recreation and Forestry</i>							
Other - TIF Increment - 16	-	\$350,000	-	-	-	-	\$350,000
	-	\$350,000	-	-	-	-	\$350,000
[440]: Carroll Park Improvements							
<i>Parks, Recreation and Forestry</i>							
Borrowing - General Obligation Bonds/Notes	-	-	\$400,000	-	-	-	\$400,000
Other - TIF Increment - 14	-	\$350,000	-	-	-	-	\$350,000
	-	\$350,000	\$400,000	-	-	-	\$750,000
[19]: Green Island Tennis Facility Phase 1							
<i>Parks, Recreation and Forestry</i>							
Other - TIF Increment - 14	-	\$300,000	-	-	-	-	\$300,000
	-	\$300,000	-	-	-	-	\$300,000
[443]: Weigent Park Shelter							
<i>Parks, Recreation and Forestry</i>							
Borrowing - General Obligation Bonds/Notes	-	\$300,000	-	-	-	-	\$300,000
	-	\$300,000	-	-	-	-	\$300,000
[537]: Pettibone Road Improvements							
<i>Parks, Recreation and Forestry</i>							
Other - TIF Increment - 10	-	\$300,000	-	-	-	-	\$300,000
	-	\$300,000	-	-	-	-	\$300,000
[441]: Trails / Bluffland							
<i>Parks, Recreation and Forestry</i>							
Borrowing - General Obligation Bonds/Notes	\$200,000	\$200,000	\$200,000	\$200,000	\$200,000	\$200,000	\$1,200,000
	\$200,000	\$200,000	\$200,000	\$200,000	\$200,000	\$200,000	\$1,200,000
[556]: Crowley Park							
<i>Parks, Recreation and Forestry</i>							
Borrowing - General Obligation Bonds/Notes	-	\$100,000	-	-	-	-	\$100,000
	-	\$100,000	-	-	-	-	\$100,000
[460]: Wittenberg Park Environmental Analysis and Fill							
<i>Planning and Development</i>							
Borrowing - General Obligation Bonds/Notes	-	\$50,000	-	-	-	-	\$50,000
	-	\$50,000	-	-	-	-	\$50,000
[587]: Campbell Cemetery Improvements							
<i>Parks, Recreation and Forestry; Planning and Development</i>							
Other - TIF Increment - 13	-	\$25,000	-	-	-	-	\$25,000
	-	\$25,000	-	-	-	-	\$25,000
[588]: Burns Park Sidewalk							
<i>Parks, Recreation and Forestry</i>							
Other - TIF Increment - 11	-	\$24,000	-	-	-	-	\$24,000
	-	\$24,000	-	-	-	-	\$24,000
[489]: Bluffview Park Accessory Items							
<i>Planning and Development</i>							
Borrowing - General Obligation Bonds/Notes	-	\$23,000	-	-	-	-	\$23,000
	-	\$23,000	-	-	-	-	\$23,000
[641]: Green Island Tennis Facility Phase 2							
<i>Parks, Recreation and Forestry</i>							
Other - TIF Increment - 14	-	-	\$200,000	-	-	-	\$200,000
Outside - Donations	-	-	\$2,315,000	-	-	-	\$2,315,000
	-	-	\$2,515,000	-	-	-	\$2,515,000
[550]: Forest Hills Irrigation System							
<i>Parks, Recreation and Forestry</i>							
Borrowing - General Obligation Bonds/Notes	-	-	\$300,000	\$300,000	\$300,000	\$300,000	\$1,200,000
	-	-	\$300,000	\$300,000	\$300,000	\$300,000	\$1,200,000
[552]: Riverside Park Bathrooms							
<i>Parks, Recreation and Forestry</i>							
Borrowing - General Obligation Bonds/Notes	-	-	\$250,000	-	-	-	\$250,000
	-	-	\$250,000	-	-	-	\$250,000

Requests

Funding Source	Past	2021	2022	2023	2024	2025	Total
[545]: Erickson Pickleball Courts/Parking Lot							
<i>Parks, Recreation and Forestry</i>							
Other - TIF Increment - 15	-	-	\$150,000	\$150,000	-	-	\$300,000
	-	-	\$150,000	\$150,000	-	-	\$300,000
[549]: Riverside Electric Site Plan							
<i>Parks, Recreation and Forestry</i>							
Borrowing - General Obligation Bonds/Notes	-	-	\$100,000	-	-	-	\$100,000
	-	-	\$100,000	-	-	-	\$100,000
[559]: Glendale Park							
<i>Parks, Recreation and Forestry</i>							
Borrowing - General Obligation Bonds/Notes	-	-	\$100,000	-	-	-	\$100,000
	-	-	\$100,000	-	-	-	\$100,000
[546]: East Copeland Parking Lot							
<i>Parks, Recreation and Forestry</i>							
Borrowing - General Obligation Bonds/Notes	-	-	-	\$400,000	-	-	\$400,000
	-	-	-	\$400,000	-	-	\$400,000
[544]: Forest Hills Tennis Courts							
<i>Parks, Recreation and Forestry</i>							
Borrowing - General Obligation Bonds/Notes	-	-	-	\$300,000	-	-	\$300,000
	-	-	-	\$300,000	-	-	\$300,000
[548]: Copeland Park Shelters							
<i>Parks, Recreation and Forestry</i>							
Borrowing - General Obligation Bonds/Notes	-	-	-	\$300,000	\$300,000	\$300,000	\$900,000
	-	-	-	\$300,000	\$300,000	\$300,000	\$900,000
[558]: Seminary Park							
<i>Parks, Recreation and Forestry</i>							
Borrowing - General Obligation Bonds/Notes	-	-	-	\$100,000	-	-	\$100,000
	-	-	-	\$100,000	-	-	\$100,000
[547]: West Copeland Parking Lot							
<i>Parks, Recreation and Forestry</i>							
Borrowing - General Obligation Bonds/Notes	-	-	-	-	\$600,000	-	\$600,000
	-	-	-	-	\$600,000	-	\$600,000
[553]: Erickson Pool							
<i>Parks, Recreation and Forestry</i>							
Borrowing - General Obligation Bonds/Notes	-	-	-	-	\$200,000	-	\$200,000
	-	-	-	-	\$200,000	-	\$200,000
[557]: Merry Meadows Park							
<i>Parks, Recreation and Forestry</i>							
Borrowing - General Obligation Bonds/Notes	-	-	-	-	\$100,000	-	\$100,000
	-	-	-	-	\$100,000	-	\$100,000
[554]: Northside Community Pool							
<i>Parks, Recreation and Forestry</i>							
Borrowing - General Obligation Bonds/Notes	-	-	-	-	-	\$200,000	\$200,000
	-	-	-	-	-	\$200,000	\$200,000
[560]: Hass Park							
<i>Parks, Recreation and Forestry</i>							
Borrowing - General Obligation Bonds/Notes	-	-	-	-	-	\$100,000	\$100,000
	-	-	-	-	-	\$100,000	\$100,000

Planning & Community Development

2021 Total Funding

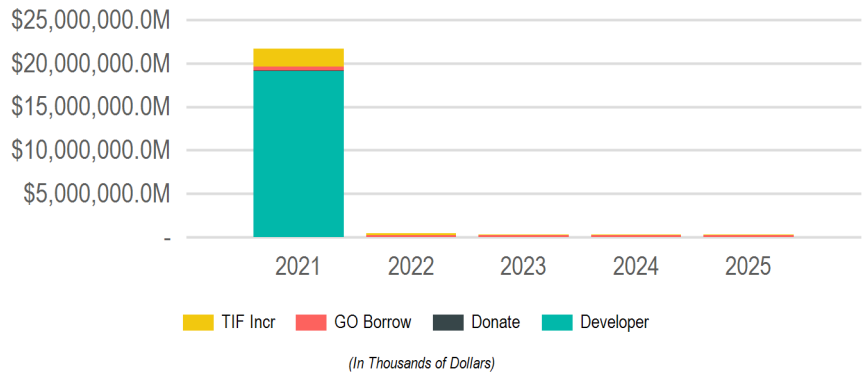
\$21,650,500

2021 New Borrowing

\$420,500

Total Future Funding

\$23,041,500



Sub Groups

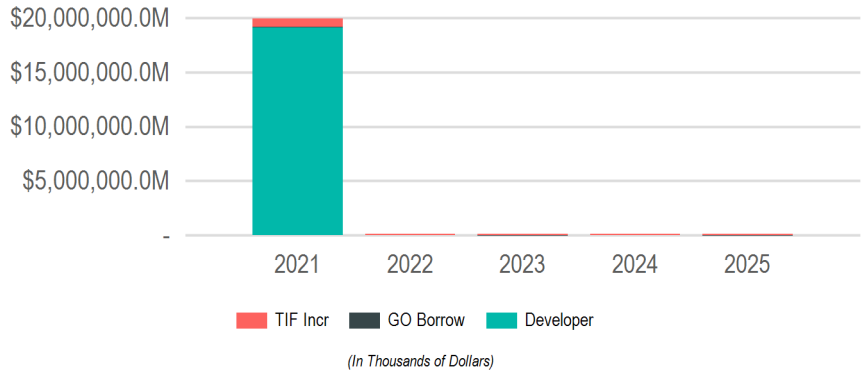
Sub Group	2021	2022	2023	2024	2025	Total
Economic Development	\$19,950,500	\$100,000	\$120,500	\$100,000	\$120,500	\$20,391,500
Housing	\$1,400,000	\$350,000	\$200,000	\$200,000	\$200,000	\$2,350,000
Plans & Studies	\$300,000	-	-	-	-	\$300,000
Total	\$21,650,500	\$450,000	\$320,500	\$300,000	\$320,500	\$23,041,500

Funding Sources

Source	2021	2022	2023	2024	2025	Total
Borrowing	\$420,500	\$200,000	\$220,500	\$200,000	\$220,500	\$1,261,500
General Obligation Bonds/Notes	\$420,500	\$200,000	\$220,500	\$200,000	\$220,500	\$1,261,500
Donations & Outside Funding	\$19,200,000	-	-	-	-	\$19,200,000
Developer Capital Contributions	\$19,100,000	-	-	-	-	\$19,100,000
Donations	\$100,000	-	-	-	-	\$100,000
Taxation	\$2,030,000	\$250,000	\$100,000	\$100,000	\$100,000	\$2,580,000
TIF Increment	\$2,030,000	\$250,000	\$100,000	\$100,000	\$100,000	\$2,580,000
Total	\$21,650,500	\$450,000	\$320,500	\$300,000	\$320,500	\$23,041,500

Economic Development

2021 Total Funding
\$19,950,500
2021 New Borrowing
\$70,500
Total Future Funding
\$20,391,500



Funding Sources

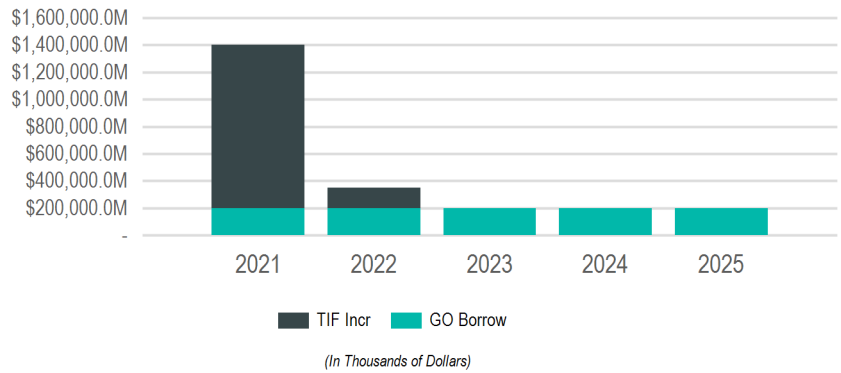
Source	2021	2022	2023	2024	2025	Total
Borrowing	\$70,500	-	\$20,500	-	\$20,500	\$111,500
General Obligation Bonds/Notes	\$70,500	-	\$20,500	-	\$20,500	\$111,500
Donations & Outside Funding	\$19,100,000	-	-	-	-	\$19,100,000
Developer Capital Contributions	\$19,100,000	-	-	-	-	\$19,100,000
Taxation	\$780,000	\$100,000	\$100,000	\$100,000	\$100,000	\$1,180,000
TIF Increment	\$780,000	\$100,000	\$100,000	\$100,000	\$100,000	\$1,180,000
	\$19,950,500	\$100,000	\$120,500	\$100,000	\$120,500	\$20,391,500

Requests

Funding Source	Past	2021	2022	2023	2024	2025	Total
[640]: Riverside North Infrastructure Phase Two							
<i>Planning and Development</i>							
Outside - Developer Capital Contributions	-	\$19,100,000	-	-	-	-	\$19,100,000
	-	\$19,100,000	-	-	-	-	\$19,100,000
[454]: Riverside North First Phase Infrastructure							
<i>Planning and Development</i>							
Other - TIF Increment - 17	-	\$680,000	-	-	-	-	\$680,000
	-	\$680,000	-	-	-	-	\$680,000
[447]: Downtown Facade Renovation Program							
<i>Planning and Development</i>							
Other - TIF Increment - 11	\$100,000	\$100,000	\$100,000	\$100,000	\$100,000	\$100,000	\$600,000
	\$100,000	\$100,000	\$100,000	\$100,000	\$100,000	\$100,000	\$600,000
[639]: Northside Facade Grant Program							
<i>Planning and Development</i>							
Borrowing - General Obligation Bonds/Notes	-	\$50,000	-	-	-	-	\$50,000
	-	\$50,000	-	-	-	-	\$50,000
[623]: Hear, Here Project- Downtown & North La Crosse							
<i>Planning and Development</i>							
Borrowing - General Obligation Bonds/Notes	-	\$20,500	-	\$20,500	-	\$20,500	\$61,500
	-	\$20,500	-	\$20,500	-	\$20,500	\$61,500

Housing

2021 Total Funding
\$1,400,000
2021 New Borrowing
\$200,000
Total Future Funding
\$2,350,000



Funding Sources

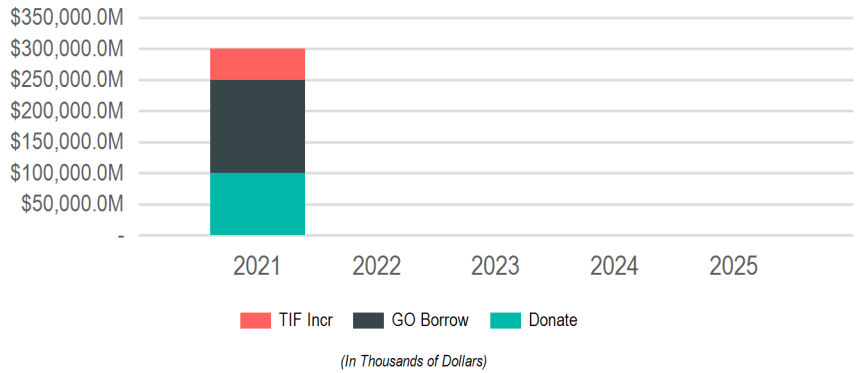
Source	2021	2022	2023	2024	2025	Total
Borrowing	\$200,000	\$200,000	\$200,000	\$200,000	\$200,000	\$1,000,000
General Obligation Bonds/Notes	\$200,000	\$200,000	\$200,000	\$200,000	\$200,000	\$1,000,000
Taxation	\$1,200,000	\$150,000	-	-	-	\$1,350,000
TIF Increment	\$1,200,000	\$150,000	-	-	-	\$1,350,000
	\$1,400,000	\$350,000	\$200,000	\$200,000	\$200,000	\$2,350,000

Requests

Funding Source	Past	2021	2022	2023	2024	2025	Total
[455]: Replacement Housing/Development in Washburn and PPH Neighborhoods							
<i>Community Development and Housing</i>							
Other - TIF Increment - 14	-	\$650,000	-	-	-	-	\$650,000
	-	\$650,000	-	-	-	-	\$650,000
[142]: Replacement Housing and Housing Renovation Northside Floodplain							
<i>Community Development and Housing</i>							
Other - TIF Increment - 13	\$250,000	\$400,000	-	-	-	-	\$650,000
	\$250,000	\$400,000	-	-	-	-	\$650,000
[141]: City-Wide Replacement Housing							
<i>Community Development and Housing</i>							
Borrowing - General Obligation Bonds/Notes	\$1,400,000	\$200,000	\$200,000	\$200,000	\$200,000	\$200,000	\$2,400,000
	\$1,400,000	\$200,000	\$200,000	\$200,000	\$200,000	\$200,000	\$2,400,000
[622]: Housing Renovation and Replacement Housing							
<i>Community Development and Housing</i>							
Other - TIF Increment - 15	-	\$150,000	\$150,000	-	-	-	\$300,000
	-	\$150,000	\$150,000	-	-	-	\$300,000

Plans & Studies

2021 Total Funding
\$300,000
2021 New Borrowing
\$150,000
Total Future Funding
\$300,000



Funding Sources

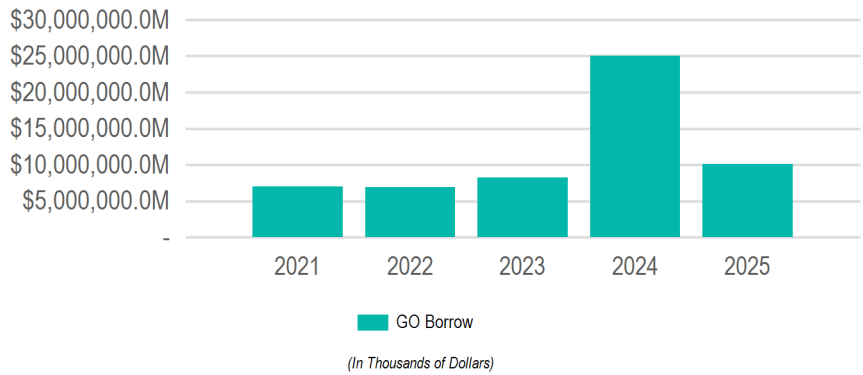
Source	2021	2022	2023	2024	2025	Total
Borrowing	\$150,000	-	-	-	-	\$150,000
General Obligation Bonds/Notes	\$150,000	-	-	-	-	\$150,000
Donations & Outside Funding	\$100,000	-	-	-	-	\$100,000
Donations	\$100,000	-	-	-	-	\$100,000
Taxation	\$50,000	-	-	-	-	\$50,000
TIF Increment	\$50,000	-	-	-	-	\$50,000
	\$300,000	-	-	-	-	\$300,000

Requests

Funding Source	Past	2021	2022	2023	2024	2025	Total
[482]: La Crosse County Historical Society Museum Feasibility Study & Capital Campaign Preparation							
<i>Planning and Development</i>							
Borrowing - General Obligation Bonds/Notes	-	\$100,000	-	-	-	-	\$100,000
Outside - Donations	-	\$100,000	-	-	-	-	\$100,000
	-	\$200,000	-	-	-	-	\$200,000
[638]: Riverside Festival Site Plan							
<i>Planning and Development</i>							
Other - TIF Increment - 17	-	\$50,000	-	-	-	-	\$50,000
	-	\$50,000	-	-	-	-	\$50,000
[257]: Greenhouse Gas Emissions Inventory, Sustainable Energy and Climate Action Plan							
<i>Planning and Development</i>							
Borrowing - General Obligation Bonds/Notes	\$50,000	\$50,000	-	-	-	-	\$100,000
	\$50,000	\$50,000	-	-	-	-	\$100,000

Public Safety

2021 Total Funding
\$6,996,000
2021 New Borrowing
\$6,996,000
Total Future Funding
\$57,297,600



Funding Sources

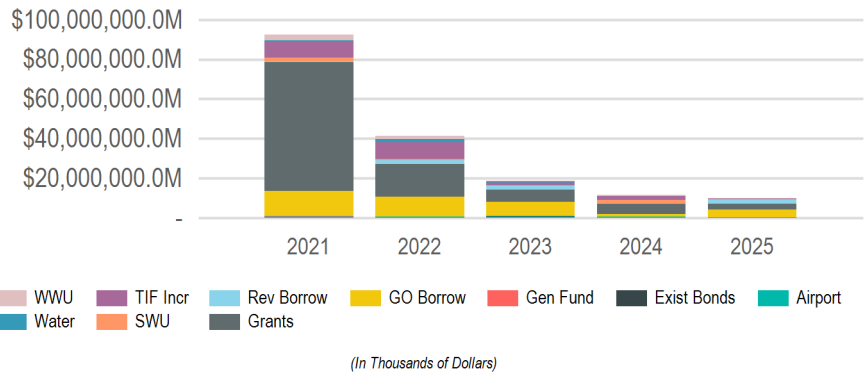
Source	2021	2022	2023	2024	2025	Total
Borrowing	\$6,996,000	\$6,900,000	\$8,261,600	\$25,070,000	\$10,070,000	\$57,297,600
General Obligation Bonds/Notes	\$6,996,000	\$6,900,000	\$8,261,600	\$25,070,000	\$10,070,000	\$57,297,600
	\$6,996,000	\$6,900,000	\$8,261,600	\$25,070,000	\$10,070,000	\$57,297,600

Requests

Funding Source	Past	2021	2022	2023	2024	2025	Total
[104]: Fire Station #4 - New Construction							
<i>Fire</i>							
Borrowing - General Obligation Bonds/Notes	\$3,500,000	\$3,360,000	-	-	-	-	\$6,860,000
	\$3,500,000	\$3,360,000	-	-	-	-	\$6,860,000
[580]: Fire Station #3 - Remodel/Refurbish Existing Station #3; Add new City EOC							
<i>Fire</i>							
Borrowing - General Obligation Bonds/Notes	-	\$3,250,000	-	-	-	-	\$3,250,000
	-	\$3,250,000	-	-	-	-	\$3,250,000
[570]: Fire Station Alerting System - Replacement of Existing/Failing System							
<i>Fire</i>							
Borrowing - General Obligation Bonds/Notes	-	\$316,000	-	-	-	-	\$316,000
	-	\$316,000	-	-	-	-	\$316,000
[565]: Fiber Infrastructure							
<i>Information Technology; Police</i>							
Borrowing - General Obligation Bonds/Notes	-	\$70,000	\$70,000	\$70,000	\$70,000	\$70,000	\$350,000
	-	\$70,000	\$70,000	\$70,000	\$70,000	\$70,000	\$350,000
[581]: Fire Station #2 - New Construction							
<i>Fire</i>							
Borrowing - General Obligation Bonds/Notes	-	-	\$6,360,000	-	-	-	\$6,360,000
	-	-	\$6,360,000	-	-	-	\$6,360,000
[569]: Traffic Preemption System - Total Replacement of Existing System							
<i>Fire</i>							
Borrowing - General Obligation Bonds/Notes	-	-	\$450,000	\$450,000	-	-	\$900,000
	-	-	\$450,000	\$450,000	-	-	\$900,000
[66]: Police Station 2 Fiber Connection							
<i>Information Technology; Police</i>							
Borrowing - General Obligation Bonds/Notes	-	-	\$20,000	-	-	-	\$20,000
	-	-	\$20,000	-	-	-	\$20,000
[605]: Fire Station #5 - New Construction							
<i>Fire</i>							
Borrowing - General Obligation Bonds/Notes	-	-	-	\$6,741,600	-	-	\$6,741,600
	-	-	-	\$6,741,600	-	-	\$6,741,600
[8]: Police Law Enforcement Center							
<i>Police</i>							
Borrowing - General Obligation Bonds/Notes	-	-	-	\$1,000,000	\$25,000,000	\$10,000,000	\$36,000,000
	-	-	-	\$1,000,000	\$25,000,000	\$10,000,000	\$36,000,000

Transportation & Utilities

2021 Total Funding
\$92,371,513
2021 New Borrowing
\$13,180,600
Total Future Funding
\$173,881,756



Sub Groups

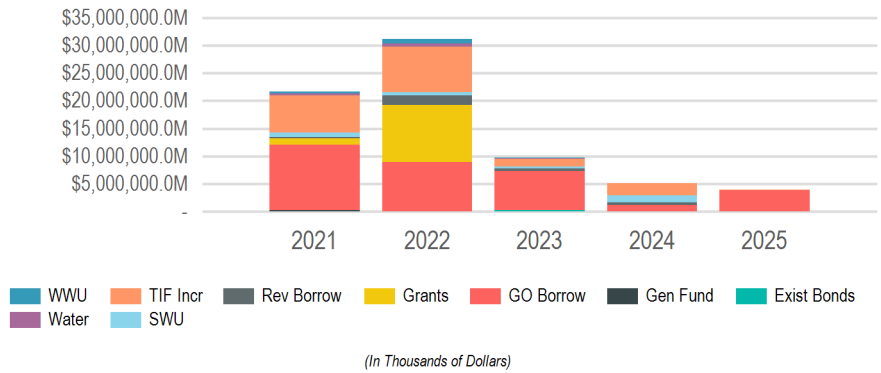
Sub Group	2021	2022	2023	2024	2025	Total
Streets	\$21,725,513	\$31,135,400	\$9,758,700	\$5,060,300	\$3,966,300	\$71,646,213
Streetscaping & Lighting	\$1,904,000	\$1,420,000	\$20,000	\$20,000	\$20,000	\$3,384,000
Utilities	\$65,865,000	\$1,864,000	\$2,250,000	\$700,000	\$2,750,000	\$73,429,000
Airport	\$2,402,000	\$6,916,237	\$6,647,108	\$5,817,604	\$3,064,594	\$24,847,543
Bridges	\$475,000	\$25,000	\$25,000	\$25,000	\$25,000	\$575,000
	\$92,371,513	\$41,360,637	\$18,700,808	\$11,622,904	\$9,825,894	\$173,881,756

Funding Sources

Source	2021	2022	2023	2024	2025	Total
Borrowing	\$13,180,600	\$11,734,200	\$9,078,200	\$1,684,700	\$6,426,300	\$42,104,000
General Obligation Bonds/Notes	\$12,843,600	\$9,979,200	\$7,158,200	\$1,274,700	\$3,926,300	\$35,182,000
Revenue Bonds/Notes	\$337,000	\$1,755,000	\$1,920,000	\$410,000	\$2,500,000	\$6,922,000
Grants & Other Intergovernmental	\$65,065,866	\$16,713,249	\$5,937,059	\$5,347,853	\$2,755,028	\$95,819,055
Federal	\$1,288,016	\$8,614,361	\$3,968,237	\$4,426,625	\$2,563,795	\$20,861,034
State	\$63,777,850	\$8,098,888	\$1,968,822	\$921,228	\$191,233	\$74,958,021
Operating Funds	\$6,047,847	\$4,372,788	\$2,040,049	\$2,475,751	\$619,566	\$15,556,001
Enterprise/Utility Funds	\$5,754,650	\$4,372,788	\$2,040,049	\$2,475,751	\$619,566	\$15,262,804
General Fund	\$293,197	-	-	-	-	\$293,197
Other	-	-	\$230,000	-	-	\$230,000
Existing Bond Funds	-	-	\$230,000	-	-	\$230,000
Taxation	\$8,077,200	\$8,540,400	\$1,415,500	\$2,114,600	\$25,000	\$20,172,700
TIF Increment	\$8,077,200	\$8,540,400	\$1,415,500	\$2,114,600	\$25,000	\$20,172,700
	\$92,371,513	\$41,360,637	\$18,700,808	\$11,622,904	\$9,825,894	\$173,881,756

Streets

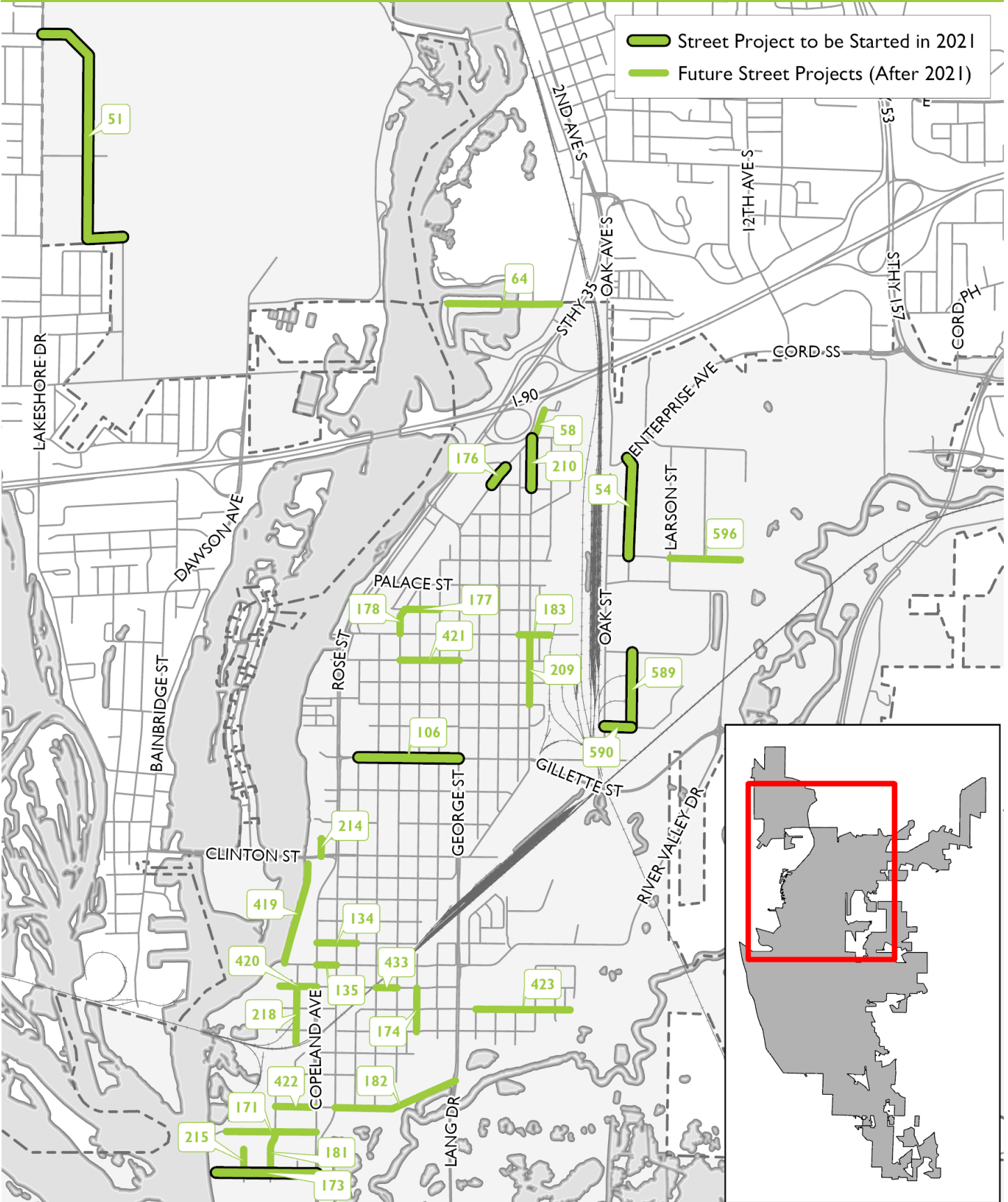
2021 Total Funding
\$21,725,513
2021 New Borrowing
\$12,069,600
Total Future Funding
\$71,646,213



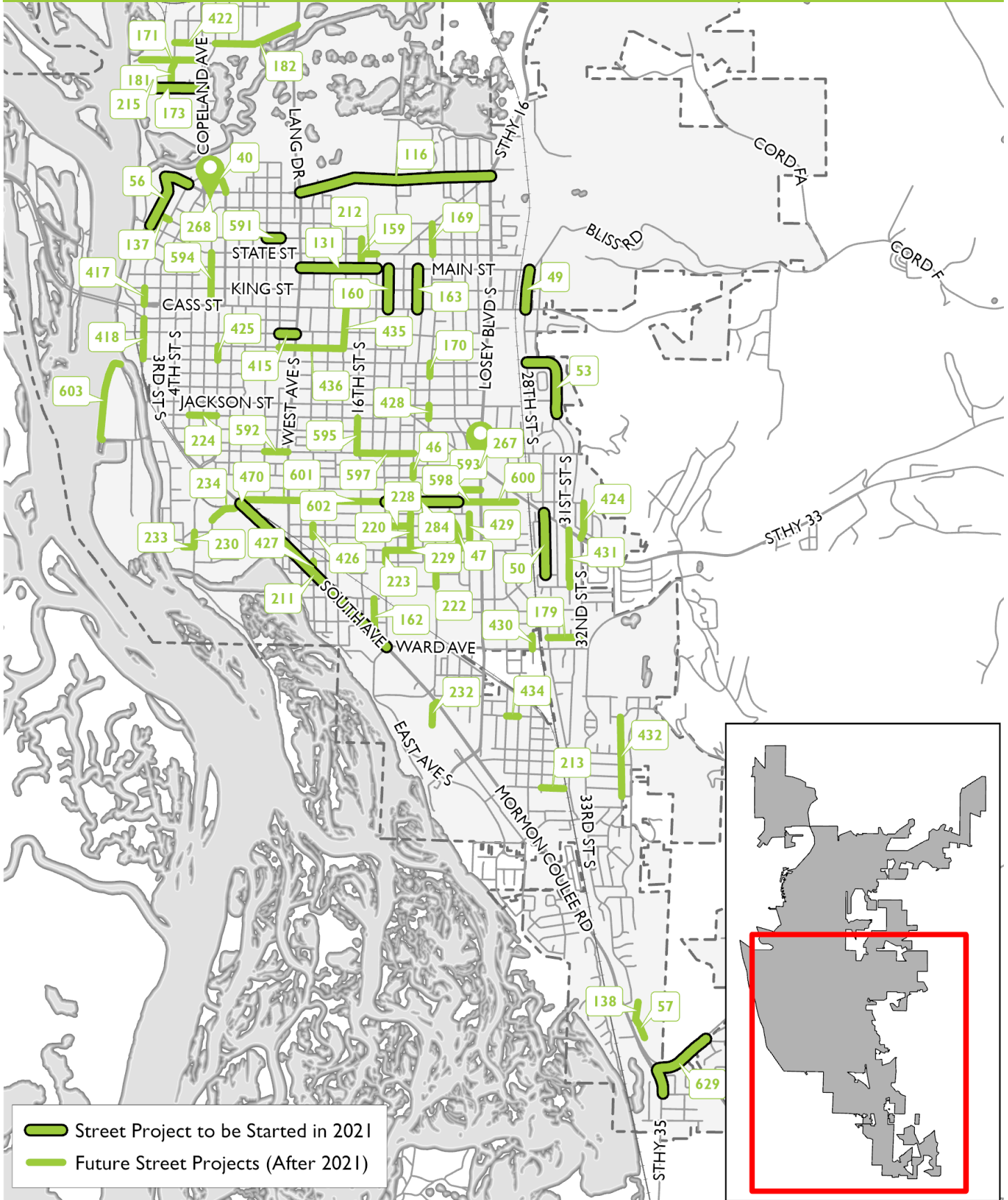
Funding Sources

Source	2021	2022	2023	2024	2025	Total
Borrowing	\$12,069,600	\$10,689,200	\$7,533,200	\$1,639,700	\$3,881,300	\$35,813,000
General Obligation Bonds/Notes	\$11,732,600	\$8,934,200	\$7,113,200	\$1,229,700	\$3,881,300	\$32,891,000
Revenue Bonds/Notes	\$337,000	\$1,755,000	\$420,000	\$410,000	-	\$2,922,000
Grants & Other Intergovernmental	\$1,141,516	\$10,316,400	-	-	-	\$11,457,916
Federal	\$1,031,516	\$2,795,200	-	-	-	\$3,826,716
State	\$110,000	\$7,521,200	-	-	-	\$7,631,200
Operating Funds	\$1,705,197	\$1,989,400	\$580,000	\$1,306,000	\$60,000	\$5,640,597
Enterprise/Utility Funds	\$1,412,000	\$1,989,400	\$580,000	\$1,306,000	\$60,000	\$5,347,400
General Fund	\$293,197	-	-	-	-	\$293,197
Other	-	-	\$230,000	-	-	\$230,000
Existing Bond Funds	-	-	\$230,000	-	-	\$230,000
Taxation	\$6,809,200	\$8,140,400	\$1,415,500	\$2,114,600	\$25,000	\$18,504,700
TIF Increment	\$6,809,200	\$8,140,400	\$1,415,500	\$2,114,600	\$25,000	\$18,504,700
	\$21,725,513	\$31,135,400	\$9,758,700	\$5,060,300	\$3,966,300	\$71,646,213

Overview Map - North Side



Overview Map - South Side



Requests

Funding Source	Past	2021	2022	2023	2024	2025	Total
[173]: Causeway Blvd - Dead End West to Copeland Ave							
<i>Planning and Development; Stormwater Utility; Streets</i>							
Other - TIF Increment - 12	-	\$3,439,000	-	-	-	-	\$3,439,000
	-	\$3,439,000	-	-	-	-	\$3,439,000
[51]: Airport Rd. - Lakeshore Dr. to Terminal Entrance							
<i>Stormwater Utility; Streets</i>							
Borrowing - General Obligation Bonds/Notes	-	\$3,061,800	-	-	-	-	\$3,061,800
Operating - Storm Water Utility Funds	-	\$200,000	-	-	-	-	\$200,000
	-	\$3,261,800	-	-	-	-	\$3,261,800
[106]: Gillette St - Caledonia St to George St (STP-Urban)							
<i>Engineering; Sanitary Sewer Utility; Stormwater Utility; Streets; Water Utility</i>							
Borrowing - General Obligation Bonds/Notes	-	\$400,000	-	-	-	-	\$400,000
Borrowing - Revenue Bonds/Notes: Sanitary Sewer Utility	-	\$250,000	-	-	-	-	\$250,000
Borrowing - Revenue Bonds/Notes: Storm Water Utility	-	\$67,000	-	-	-	-	\$67,000
Grants - Federal	-	\$1,031,516	-	-	-	-	\$1,031,516
Operating - Water Utility Funds	-	\$20,000	-	-	-	-	\$20,000
	-	\$1,768,516	-	-	-	-	\$1,768,516
[54]: Commerce Street - Cunningham St. to Enterprise Ave.							
<i>Streets</i>							
Other - TIF Increment - 13	-	\$1,388,000	-	-	-	-	\$1,388,000
	-	\$1,388,000	-	-	-	-	\$1,388,000
[131]: Main Street - West Ave. to 17th St.							
<i>Streets</i>							
Borrowing - General Obligation Bonds/Notes	-	\$1,269,000	-	-	-	-	\$1,269,000
Grants - State	-	\$110,000	-	-	-	-	\$110,000
	-	\$1,379,000	-	-	-	-	\$1,379,000
[53]: Cliffwood Lane - 28th St. to Seiler Ln.							
<i>Streets</i>							
Borrowing - General Obligation Bonds/Notes	-	\$1,257,500	-	-	-	-	\$1,257,500
	-	\$1,257,500	-	-	-	-	\$1,257,500
[160]: 17th Pl S - Main St to Cass St							
<i>Sanitary Sewer Utility; Streets; Water Utility</i>							
Borrowing - General Obligation Bonds/Notes	-	\$878,900	-	-	-	-	\$878,900
Operating - Sanitary Sewer Utility Funds	-	\$140,000	-	-	-	-	\$140,000
Operating - Water Utility Funds	-	\$225,000	-	-	-	-	\$225,000
	-	\$1,243,900	-	-	-	-	\$1,243,900
[163]: 20th St S - Main St to Cass St							
<i>Sanitary Sewer Utility; Streets</i>							
Borrowing - General Obligation Bonds/Notes	-	\$985,600	-	-	-	-	\$985,600
Operating - Sanitary Sewer Utility Funds	-	\$105,000	-	-	-	-	\$105,000
	-	\$1,090,600	-	-	-	-	\$1,090,600
[589]: Kramer St - South of Kwik Trip Way to Rublee St							
<i>Engineering; Sanitary Sewer Utility; Streets</i>							
Borrowing - General Obligation Bonds/Notes	-	\$1,012,700	-	-	-	-	\$1,012,700
Operating - Sanitary Sewer Utility Funds	-	\$30,000	-	-	-	-	\$30,000
	-	\$1,042,700	-	-	-	-	\$1,042,700
[56]: Front St Realignment & La Crosse St Extension							
<i>Engineering; Stormwater Utility; Streets</i>							
Operating - Sanitary Sewer Utility Funds	-	-	\$145,000	-	-	-	\$145,000
Operating - Storm Water Utility Funds	-	-	\$136,000	-	-	-	\$136,000
Operating - Water Utility Funds	-	-	\$112,000	-	-	-	\$112,000
Other - TIF Increment - 11	-	\$1,000,000	\$4,200,000	-	-	-	\$5,200,000
	-	\$1,000,000	\$4,593,000	-	-	-	\$5,593,000
[210]: Onalaska Ave - George St to Stoddard St							
<i>Sanitary Sewer Utility; Stormwater Utility; Streets</i>							
Borrowing - General Obligation Bonds/Notes	-	\$516,800	-	-	-	-	\$516,800
Operating - Sanitary Sewer Utility Funds	-	\$120,000	-	-	-	-	\$120,000
Operating - Storm Water Utility Funds	-	\$155,000	-	-	-	-	\$155,000
	-	\$791,800	-	-	-	-	\$791,800
[50]: 29th Street South - State Rd. to West Fairchild St.							
<i>Streets</i>							
Other - TIF Increment - 15	-	\$723,700	-	-	-	-	\$723,700
	-	\$723,700	-	-	-	-	\$723,700

Requests

Funding Source	Past	2021	2022	2023	2024	2025	Total
[49]: 28th Street South - Main St. to Cass St.							
<i>Streets</i>							
Borrowing - General Obligation Bonds/Notes	-	\$698,300	-	-	-	-	\$698,300
	-	\$698,300	-	-	-	-	\$698,300
[176]: George Street - Interchange Place to Stoddard St.							
<i>Engineering; Sanitary Sewer Utility; Stormwater Utility; Streets</i>							
Borrowing - General Obligation Bonds/Notes	-	\$93,000	-	-	-	-	\$93,000
Operating - Sanitary Sewer Utility Funds	-	\$50,000	-	-	-	-	\$50,000
Operating - Storm Water Utility Funds	-	\$367,000	-	-	-	-	\$367,000
	-	\$510,000	-	-	-	-	\$510,000
[267]: Traffic Signals - Losey Blvd & State Rd							
<i>Engineering</i>							
Borrowing - General Obligation Bonds/Notes	-	\$400,000	-	-	-	-	\$400,000
	-	\$400,000	-	-	-	-	\$400,000
[590]: Rublee St - Kramer St to Oak St							
<i>Engineering; Sanitary Sewer Utility; Streets</i>							
Borrowing - General Obligation Bonds/Notes	-	\$400,000	-	-	-	-	\$400,000
	-	\$400,000	-	-	-	-	\$400,000
[268]: Citywide Traffic Implementation: Interconnect & Synchronization.							
<i>Engineering</i>							
Borrowing - General Obligation Bonds/Notes	\$116,500	\$300,000	\$300,000	-	-	-	\$716,500
	\$116,500	\$300,000	\$300,000	-	-	-	\$716,500
[536]: Operating Budget Street Projects							
<i>Streets</i>							
Operating - Streets Operating Budget	\$217,000	\$293,197	-	-	-	-	\$510,197
	\$217,000	\$293,197	-	-	-	-	\$510,197
[415]: Division Street - West Ave. to 11th St.							
<i>Streets</i>							
Other - TIF Increment - 11	-	\$258,500	-	-	-	-	\$258,500
	-	\$258,500	-	-	-	-	\$258,500
[591]: Vine Street - 10th Street North to 11th Street North							
<i>Streets</i>							
Borrowing - General Obligation Bonds/Notes	-	\$159,000	-	-	-	-	\$159,000
	-	\$159,000	-	-	-	-	\$159,000
[527]: New Sidewalks along Green Bay St from 15th St to 16th St							
<i>Engineering</i>							
Borrowing - General Obligation Bonds/Notes	-	\$85,000	-	-	-	-	\$85,000
	-	\$85,000	-	-	-	-	\$85,000
[630]: 2021 Highway Safety Improvement Program Construction							
<i>Engineering</i>							
Borrowing - General Obligation Bonds/Notes	-	\$75,000	-	-	-	-	\$75,000
	-	\$75,000	-	-	-	-	\$75,000
[629]: WIS 35 - La Crosse Co line to Garner PI							
<i>Engineering</i>							
Borrowing - General Obligation Bonds/Notes	-	\$60,000	-	-	-	-	\$60,000
	-	\$60,000	-	-	-	-	\$60,000
[284]: Green Bay St - from East Ave to 22nd St (STP-Urban)							
<i>Engineering; Sanitary Sewer Utility; Stormwater Utility; Streets; Water Utility</i>							
Borrowing - General Obligation Bonds/Notes	-	\$45,000	\$524,000	-	-	-	\$569,000
Borrowing - Revenue Bonds/Notes: Storm Water Utility	-	-	\$262,000	-	-	-	\$262,000
Grants - Federal	-	-	\$342,400	-	-	-	\$342,400
	-	\$45,000	\$1,128,400	-	-	-	\$1,173,400
[116]: La Crosse St - from West Ave through Losey Blvd int.							
<i>Engineering; Sanitary Sewer Utility; Stormwater Utility; Streets; Water Utility</i>							
Borrowing - General Obligation Bonds/Notes	-	\$10,000	\$500,000	-	-	-	\$510,000
Borrowing - Revenue Bonds/Notes: Storm Water Utility	-	\$10,000	\$638,000	-	-	-	\$648,000
Borrowing - Revenue Bonds/Notes: Water Utility	-	\$10,000	\$380,000	-	-	-	\$390,000
Grants - Federal	-	-	\$2,452,800	-	-	-	\$2,452,800
Operating - Sanitary Sewer Utility Funds	-	-	\$352,000	-	-	-	\$352,000
	-	\$30,000	\$4,322,800	-	-	-	\$4,352,800
[211]: South Ave - Green Bay St to Ward Ave							
<i>Engineering; Water Utility</i>							
Borrowing - General Obligation Bonds/Notes	-	\$25,000	\$3,644,000	-	-	-	\$3,669,000
Grants - State	-	-	\$7,521,200	-	-	-	\$7,521,200
	-	\$25,000	\$11,165,200	-	-	-	\$11,190,200

Requests

Funding Source	Past	2021	2022	2023	2024	2025	Total
[171]: Buchner PI - Copeland Ave to Dead End West							
<i>Stormwater Utility; Streets</i>							
Borrowing - General Obligation Bonds/Notes	-	-	\$349,800	-	-	-	\$349,800
Other - TIF Increment - 12	-	-	\$875,000	-	-	-	\$875,000
	-	-	\$1,224,800	-	-	-	\$1,224,800
[182]: Monitor St - Rose St to Lang Dr							
<i>Stormwater Utility; Streets; Water Utility</i>							
Borrowing - Revenue Bonds/Notes: Storm Water Utility	-	-	\$360,000	-	-	-	\$360,000
Operating - Water Utility Funds	-	-	\$240,000	-	-	-	\$240,000
Other - TIF Increment - 16	-	-	\$491,700	-	-	-	\$491,700
	-	-	\$1,091,700	-	-	-	\$1,091,700
[593]: Redfield Street - 21st Street South to Losey Boulevard							
<i>Engineering; Streets; Water Utility</i>							
Borrowing - General Obligation Bonds/Notes	-	-	\$307,000	-	-	-	\$307,000
Operating - Water Utility Funds	-	-	\$275,000	-	-	-	\$275,000
	-	-	\$582,000	-	-	-	\$582,000
[229]: Weston Street - East Ave. to 21st Pl. S							
<i>Stormwater Utility; Streets</i>							
Borrowing - General Obligation Bonds/Notes	-	-	\$522,100	-	-	-	\$522,100
	-	-	\$522,100	-	-	-	\$522,100
[174]: Charles St - Island St to Hagar St							
<i>Stormwater Utility; Streets</i>							
Operating - Storm Water Utility Funds	-	-	\$169,400	-	-	-	\$169,400
Other - TIF Increment - 16	-	-	\$293,000	-	-	-	\$293,000
	-	-	\$462,400	-	-	-	\$462,400
[592]: Farnam St - 10th St S to West Ave							
<i>Sanitary Sewer Utility; Streets</i>							
Borrowing - General Obligation Bonds/Notes	-	-	\$303,700	-	-	-	\$303,700
Operating - Sanitary Sewer Utility Funds	-	-	\$155,000	-	-	-	\$155,000
	-	-	\$458,700	-	-	-	\$458,700
[419]: Copeland Park Drive - Saint Cloud St. to Dead End North							
<i>Streets</i>							
Other - TIF Increment - 16	-	-	\$410,300	-	-	-	\$410,300
	-	-	\$410,300	-	-	-	\$410,300
[137]: Vine Street - Front St. to 2nd St.							
<i>Engineering; Streets</i>							
Other - TIF Increment - 11	-	-	\$401,200	-	-	-	\$401,200
	-	-	\$401,200	-	-	-	\$401,200
[220]: 20th St S - Hyde Ave to Weston St							
<i>Stormwater Utility; Streets</i>							
Borrowing - General Obligation Bonds/Notes	-	-	\$396,800	-	-	-	\$396,800
	-	-	\$396,800	-	-	-	\$396,800
[423]: Saint Andrew Street - Wood St. to Dead End East							
<i>Streets</i>							
Other - TIF Increment - 16	-	-	\$366,300	-	-	-	\$366,300
	-	-	\$366,300	-	-	-	\$366,300
[181]: Milwaukee St- Buchner PI to Causeway Blvd							
<i>Stormwater Utility; Streets</i>							
Operating - Storm Water Utility Funds	-	-	\$150,000	-	-	-	\$150,000
Other - TIF Increment - 12	-	-	\$163,900	-	-	-	\$163,900
	-	-	\$313,900	-	-	-	\$313,900
[169]: 21st St N - Campbell Rd to State St							
<i>Stormwater Utility; Streets</i>							
Borrowing - General Obligation Bonds/Notes	-	-	\$174,900	-	-	-	\$174,900
Operating - Sanitary Sewer Utility Funds	-	-	\$130,000	-	-	-	\$130,000
	-	-	\$304,900	-	-	-	\$304,900
[228]: Travis Street - East Ave. to 20th St. S							
<i>Stormwater Utility; Streets</i>							
Borrowing - General Obligation Bonds/Notes	-	-	\$253,000	-	-	-	\$253,000
	-	-	\$253,000	-	-	-	\$253,000
[177]: Hayes St - Kane St to Liberty St							
<i>Stormwater Utility; Streets</i>							
Borrowing - General Obligation Bonds/Notes	-	-	\$136,400	-	-	-	\$136,400
Borrowing - Revenue Bonds/Notes: Storm Water Utility	-	-	\$115,000	-	-	-	\$115,000
	-	-	\$251,400	-	-	-	\$251,400

Requests

Funding Source	Past	2021	2022	2023	2024	2025	Total
[418]: 2nd Street South - Cameron Ave. to Market St.							
<i>Streets</i>							
Other - TIF Increment - 11	-	-	\$235,400	-	-	-	\$235,400
	-	-	\$235,400	-	-	-	\$235,400
[421]: Livingston Street - Liberty St. to George St.							
<i>Streets</i>							
Borrowing - General Obligation Bonds/Notes	-	-	\$231,000	-	-	-	\$231,000
	-	-	\$231,000	-	-	-	\$231,000
[417]: 2nd Street South - King St. to Cass St.							
<i>Streets</i>							
Other - TIF Increment - 11	-	-	\$221,800	-	-	-	\$221,800
	-	-	\$221,800	-	-	-	\$221,800
[47]: 22nd Street South - Hyde Ave. to Weston St.							
<i>Streets</i>							
Borrowing - General Obligation Bonds/Notes	-	-	\$221,100	-	-	-	\$221,100
	-	-	\$221,100	-	-	-	\$221,100
[40]: 7th Street - La Crosse St. to Dead End North							
<i>Engineering; Stormwater Utility; Streets</i>							
Operating - Storm Water Utility Funds	-	-	\$30,000	-	-	-	\$30,000
Other - TIF Increment - 11	-	-	\$183,700	-	-	-	\$183,700
	-	-	\$213,700	-	-	-	\$213,700
[162]: 17th Street South - Chase St. to South Ave.							
<i>Streets</i>							
Borrowing - General Obligation Bonds/Notes	-	-	\$204,600	-	-	-	\$204,600
	-	-	\$204,600	-	-	-	\$204,600
[424]: Sunset Drive - Green Bay St. to State Rd.							
<i>Streets</i>							
Borrowing - General Obligation Bonds/Notes	-	-	\$203,500	-	-	-	\$203,500
	-	-	\$203,500	-	-	-	\$203,500
[178]: Liberty St - Hayes St to Moore St							
<i>Stormwater Utility; Streets</i>							
Borrowing - General Obligation Bonds/Notes	-	-	\$101,200	-	-	-	\$101,200
Operating - Storm Water Utility Funds	-	-	\$95,000	-	-	-	\$95,000
	-	-	\$196,200	-	-	-	\$196,200
[222]: 21st Pl S - Townsend St to Bennett St							
<i>Stormwater Utility; Streets</i>							
Borrowing - General Obligation Bonds/Notes	-	-	\$180,400	-	-	-	\$180,400
	-	-	\$180,400	-	-	-	\$180,400
[223]: East Ave - Weston St to Horton St							
<i>Stormwater Utility; Streets</i>							
Borrowing - General Obligation Bonds/Notes	-	-	\$165,000	-	-	-	\$165,000
	-	-	\$165,000	-	-	-	\$165,000
[134]: Saint James Street - Copeland Ave. to Caledonia St.							
<i>Streets</i>							
Other - TIF Increment - 16	-	-	\$154,000	-	-	-	\$154,000
	-	-	\$154,000	-	-	-	\$154,000
[420]: Hagar Street - Copeland Ave. to Termini West							
<i>Streets</i>							
Other - TIF Increment - 16	-	-	\$144,100	-	-	-	\$144,100
	-	-	\$144,100	-	-	-	\$144,100
[57]: Garner Place - Zion Rd to Dead End South							
<i>Streets</i>							
Borrowing - General Obligation Bonds/Notes	-	-	\$116,700	-	-	-	\$116,700
	-	-	\$116,700	-	-	-	\$116,700
[138]: Zion Road - Garner Pl. to Dead End North							
<i>Streets</i>							
Borrowing - General Obligation Bonds/Notes	-	-	\$99,000	-	-	-	\$99,000
	-	-	\$99,000	-	-	-	\$99,000
[594]: 6th Street South - State Street to Cass Street							
<i>Streets</i>							
Borrowing - General Obligation Bonds/Notes	-	-	-	\$1,663,500	-	-	\$1,663,500
	-	-	-	\$1,663,500	-	-	\$1,663,500

Requests

Funding Source	Past	2021	2022	2023	2024	2025	Total
[64]: Lauderdale Place - George St. to Lauderdale Ct.							
<i>Streets</i>							
Borrowing - General Obligation Bonds/Notes	-	-	-	\$1,219,600	-	-	\$1,219,600
	-	-	-	\$1,219,600	-	-	\$1,219,600
[600]: Green Bay St - Losey Blvd to BNSF RR							
<i>Engineering; Stormwater Utility; Streets; Water Utility</i>							
Borrowing - General Obligation Bonds/Notes	-	-	-	\$760,000	-	-	\$760,000
	-	-	-	\$760,000	-	-	\$760,000
[603]: Joseph Houska Drive - Market Street to Hood Street							
<i>Engineering; Stormwater Utility; Streets</i>							
Borrowing - General Obligation Bonds/Notes	-	-	-	\$510,000	-	-	\$510,000
Operating - Storm Water Utility Funds	-	-	-	\$200,000	-	-	\$200,000
	-	-	-	\$710,000	-	-	\$710,000
[58]: George Street - Wittenberg Pl. to Onalaska Ave.							
<i>Sanitary Sewer Utility; Stormwater Utility; Streets; Water Utility</i>							
Borrowing - General Obligation Bonds/Notes	-	-	-	\$397,100	-	-	\$397,100
Borrowing - Revenue Bonds/Notes: Storm Water Utility	-	-	-	\$80,000	-	-	\$80,000
Operating - Sanitary Sewer Utility Funds	-	-	-	\$60,000	-	-	\$60,000
Operating - Water Utility Funds	-	-	-	\$70,000	-	-	\$70,000
	-	-	-	\$607,100	-	-	\$607,100
[432]: Elm Drive - Easter Rd. to Valleyview Pl.							
<i>Streets</i>							
Borrowing - General Obligation Bonds/Notes	-	-	-	\$473,600	-	-	\$473,600
	-	-	-	\$473,600	-	-	\$473,600
[598]: Green Bay St - 22nd St S to Losey Blvd							
<i>Engineering; Stormwater Utility; Streets; Water Utility</i>							
Borrowing - General Obligation Bonds/Notes	-	-	-	\$415,000	-	-	\$415,000
	-	-	-	\$415,000	-	-	\$415,000
[159]: 16th St N - Vine St to Main St							
<i>Stormwater Utility; Streets</i>							
Borrowing - General Obligation Bonds/Notes	-	-	-	\$176,800	-	-	\$176,800
Borrowing - Revenue Bonds/Notes: Storm Water Utility	-	-	-	\$200,000	-	-	\$200,000
	-	-	-	\$376,800	-	-	\$376,800
[431]: 31st Street South - State Rd. to East Fairchild St.							
<i>Streets</i>							
Borrowing - General Obligation Bonds/Notes	-	-	-	\$341,900	-	-	\$341,900
	-	-	-	\$341,900	-	-	\$341,900
[170]: 21st St S - Market St to Winnebago St							
<i>Sanitary Sewer Utility; Streets</i>							
Borrowing - General Obligation Bonds/Notes	-	-	-	\$213,100	-	-	\$213,100
Borrowing - Revenue Bonds/Notes: Sanitary Sewer Utility	-	-	-	\$60,000	-	-	\$60,000
	-	-	-	\$273,100	-	-	\$273,100
[135]: Saint Cloud St - Rose St to Copeland Ave.							
<i>Streets; Water Utility</i>							
Operating - Water Utility Funds	-	-	-	\$40,000	-	-	\$40,000
Other - Existing Bond Funds	-	-	-	\$230,000	-	-	\$230,000
	-	-	-	\$270,000	-	-	\$270,000
[215]: Kraft Street - Causeway Blvd. to Dead End North							
<i>Streets</i>							
Other - TIF Increment - 12	-	-	-	\$260,100	-	-	\$260,100
	-	-	-	\$260,100	-	-	\$260,100
[422]: Monitor Street - Copeland Ave. to Milwaukee St.							
<i>Streets; Water Utility</i>							
Operating - Water Utility Funds	-	-	-	\$90,000	-	-	\$90,000
Other - TIF Increment - 12	-	-	-	\$166,400	-	-	\$166,400
	-	-	-	\$256,400	-	-	\$256,400
[218]: Sumner Street - Hagar St. to Dead End South							
<i>Streets</i>							
Other - TIF Increment - 16	-	-	-	\$231,000	-	-	\$231,000
	-	-	-	\$231,000	-	-	\$231,000
[179]: Lincoln Avenue - 29th St. to 32nd St.							
<i>Streets</i>							
Other - TIF Increment - 15	-	-	-	\$203,300	-	-	\$203,300
	-	-	-	\$203,300	-	-	\$203,300

Requests

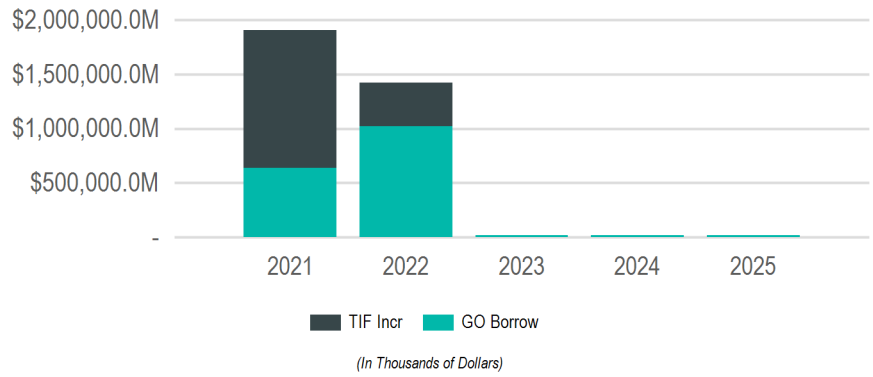
Funding Source	Past	2021	2022	2023	2024	2025	Total
[233]: Cook Street - 7th St. S to Steele St.							
<i>Stormwater Utility; Streets</i>							
Operating - Storm Water Utility Funds	-	-	-	\$120,000	-	-	\$120,000
Other - TIF Increment - 14	-	-	-	\$65,900	-	-	\$65,900
	-	-	-	\$185,900	-	-	\$185,900
[212]: State St - 16th St to 17th St							
<i>Stormwater Utility; Streets</i>							
Borrowing - General Obligation Bonds/Notes	-	-	-	\$92,400	-	-	\$92,400
Borrowing - Revenue Bonds/Notes: Storm Water Utility	-	-	-	\$80,000	-	-	\$80,000
	-	-	-	\$172,400	-	-	\$172,400
[224]: Johnson Street - 5th Ave. to 7th St.							
<i>Streets</i>							
Other - TIF Increment - 11	-	-	-	\$165,200	-	-	\$165,200
	-	-	-	\$165,200	-	-	\$165,200
[429]: 23rd Street South - Hyde Ave. to Barlow St.							
<i>Streets</i>							
Borrowing - General Obligation Bonds/Notes	-	-	-	\$147,900	-	-	\$147,900
	-	-	-	\$147,900	-	-	\$147,900
[232]: 20th Street South - Mormon Coulee Rd. to Dead End South							
<i>Streets</i>							
Borrowing - General Obligation Bonds/Notes	-	-	-	\$137,500	-	-	\$137,500
	-	-	-	\$137,500	-	-	\$137,500
[213]: Birch Street - 29th St. to Dead End East							
<i>Streets</i>							
Borrowing - General Obligation Bonds/Notes	-	-	-	\$136,300	-	-	\$136,300
	-	-	-	\$136,300	-	-	\$136,300
[46]: 20th Street South - Park Ave. to Denton St.							
<i>Streets</i>							
Borrowing - General Obligation Bonds/Notes	-	-	-	\$130,300	-	-	\$130,300
	-	-	-	\$130,300	-	-	\$130,300
[433]: Hagar Street - Liberty St. to Avon St.							
<i>Streets</i>							
Other - TIF Increment - 16	-	-	-	\$86,700	-	-	\$86,700
	-	-	-	\$86,700	-	-	\$86,700
[425]: 7th Street South - Ferry St. to Market St.							
<i>Streets</i>							
Other - TIF Increment - 11	-	-	-	\$85,500	-	-	\$85,500
	-	-	-	\$85,500	-	-	\$85,500
[428]: 21st Street South - Jackson St. to Johnson St.							
<i>Streets</i>							
Borrowing - General Obligation Bonds/Notes	-	-	-	\$80,900	-	-	\$80,900
	-	-	-	\$80,900	-	-	\$80,900
[430]: 28th Street South - Lincoln Ave. to Ward Ave.							
<i>Streets</i>							
Other - TIF Increment - 15	-	-	-	\$78,600	-	-	\$78,600
	-	-	-	\$78,600	-	-	\$78,600
[434]: Hass Street - 26th St. to 27th St.							
<i>Streets</i>							
Borrowing - General Obligation Bonds/Notes	-	-	-	\$72,800	-	-	\$72,800
	-	-	-	\$72,800	-	-	\$72,800
[426]: 13th Place - Travis St. to Barlow St.							
<i>Streets</i>							
Borrowing - General Obligation Bonds/Notes	-	-	-	\$72,800	-	-	\$72,800
	-	-	-	\$72,800	-	-	\$72,800
[214]: Copeland Park Drive - Gold St. to Clinton St.							
<i>Streets</i>							
Other - TIF Increment - 16	-	-	-	\$72,800	-	-	\$72,800
	-	-	-	\$72,800	-	-	\$72,800
[427]: 13th Place - Horton St. to South Ave.							
<i>Streets</i>							
Borrowing - General Obligation Bonds/Notes	-	-	-	\$71,700	-	-	\$71,700
	-	-	-	\$71,700	-	-	\$71,700

Requests

Funding Source	Past	2021	2022	2023	2024	2025	Total
[209]: Onalaska Ave - Moore St to Gohres St							
<i>Stormwater Utility; Streets</i>							
Borrowing - Revenue Bonds/Notes: Storm Water Utility	-	-	-	-	\$300,000	-	\$300,000
Other - TIF Increment - 13	-	-	-	-	\$803,400	-	\$803,400
	-	-	-	-	\$1,103,400	-	\$1,103,400
[436]: Ferry Street - 11th St. to 15th St.							
<i>Engineering; Stormwater Utility; Streets</i>							
Operating - Storm Water Utility Funds	-	-	-	-	\$331,000	-	\$331,000
Other - TIF Increment - 11	-	-	-	-	\$634,000	-	\$634,000
	-	-	-	-	\$965,000	-	\$965,000
[234]: Sims Place - Western Terminus to South Ave							
<i>Stormwater Utility; Streets</i>							
Operating - Storm Water Utility Funds	-	-	-	-	\$575,000	-	\$575,000
Other - TIF Increment - 14	-	-	-	-	\$242,600	-	\$242,600
	-	-	-	-	\$817,600	-	\$817,600
[435]: 15th Street - Cass St. to Ferry St.							
<i>Stormwater Utility; Streets</i>							
Borrowing - General Obligation Bonds/Notes	-	-	-	-	\$254,700	-	\$254,700
Operating - Storm Water Utility Funds	-	-	-	-	\$250,000	-	\$250,000
	-	-	-	-	\$504,700	-	\$504,700
[601]: Green Bay St - 9th St S to 14th St S							
<i>Streets</i>							
Borrowing - General Obligation Bonds/Notes	-	-	-	-	\$500,000	-	\$500,000
	-	-	-	-	\$500,000	-	\$500,000
[602]: Green Bay St - 14th St S to East Ave							
<i>Engineering; Streets; Water Utility</i>							
Borrowing - General Obligation Bonds/Notes	-	-	-	-	\$475,000	-	\$475,000
	-	-	-	-	\$475,000	-	\$475,000
[183]: Moore St - Prospect St to dead end east							
<i>Stormwater Utility; Streets</i>							
Borrowing - Revenue Bonds/Notes: Storm Water Utility	-	-	-	-	\$110,000	-	\$110,000
Other - TIF Increment - 13	-	-	-	-	\$341,200	-	\$341,200
	-	-	-	-	\$451,200	-	\$451,200
[230]: 7th St S - Wollen Pl to Cook St							
<i>Stormwater Utility; Streets</i>							
Operating - Storm Water Utility Funds	-	-	-	-	\$150,000	-	\$150,000
Other - TIF Increment - 14	-	-	-	-	\$93,400	-	\$93,400
	-	-	-	-	\$243,400	-	\$243,400
[597]: Farnam St - 16th St S to 20th St S							
<i>Engineering; Stormwater Utility; Streets</i>							
Borrowing - General Obligation Bonds/Notes	-	-	-	-	-	\$1,854,000	\$1,854,000
	-	-	-	-	-	\$1,854,000	\$1,854,000
[595]: 16th St S - Johnson St to Farnam St							
<i>Engineering; Stormwater Utility; Streets</i>							
Borrowing - General Obligation Bonds/Notes	-	-	-	-	-	\$1,729,300	\$1,729,300
	-	-	-	-	-	\$1,729,300	\$1,729,300
[596]: Cunningham Street - Larson Street to Dead End East							
<i>Engineering; Stormwater Utility; Streets</i>							
Borrowing - General Obligation Bonds/Notes	-	-	-	-	-	\$298,000	\$298,000
	-	-	-	-	-	\$298,000	\$298,000
[470]: Green Bay St - from South Ave to 9th St							
<i>Stormwater Utility; Streets</i>							
Operating - Storm Water Utility Funds	-	-	-	-	-	\$60,000	\$60,000
Other - TIF Increment - 14	-	-	-	-	-	\$25,000	\$25,000
	-	-	-	-	-	\$85,000	\$85,000

Streetscaping & Lighting

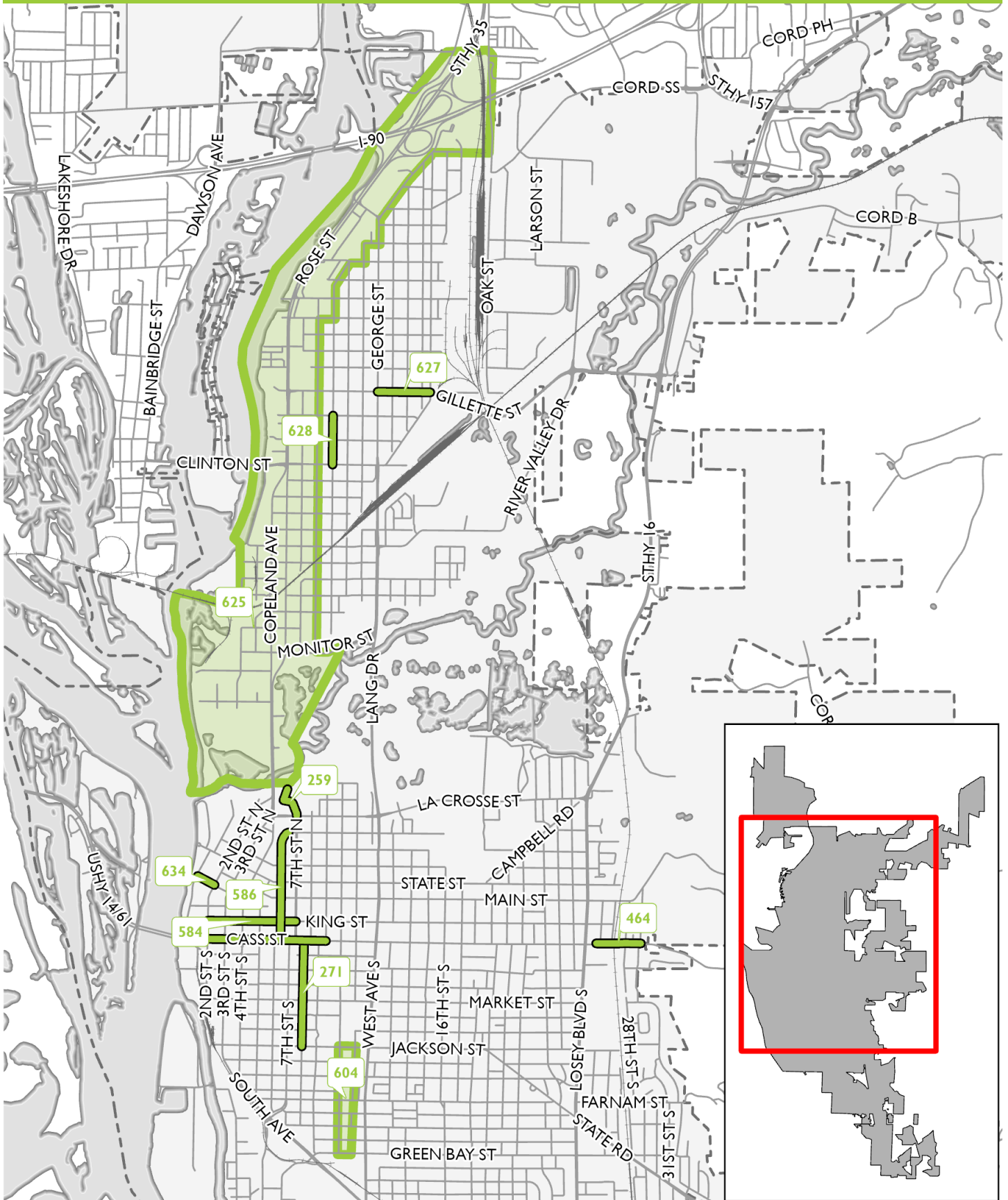
2021 Total Funding
\$1,904,000
2021 New Borrowing
\$636,000
Total Future Funding
\$3,384,000



Funding Sources

Source	2021	2022	2023	2024	2025	Total
Borrowing	\$636,000	\$1,020,000	\$20,000	\$20,000	\$20,000	\$1,716,000
General Obligation Bonds/Notes	\$636,000	\$1,020,000	\$20,000	\$20,000	\$20,000	\$1,716,000
Taxation	\$1,268,000	\$400,000	-	-	-	\$1,668,000
TIF Increment	\$1,268,000	\$400,000	-	-	-	\$1,668,000
	\$1,904,000	\$1,420,000	\$20,000	\$20,000	\$20,000	\$3,384,000

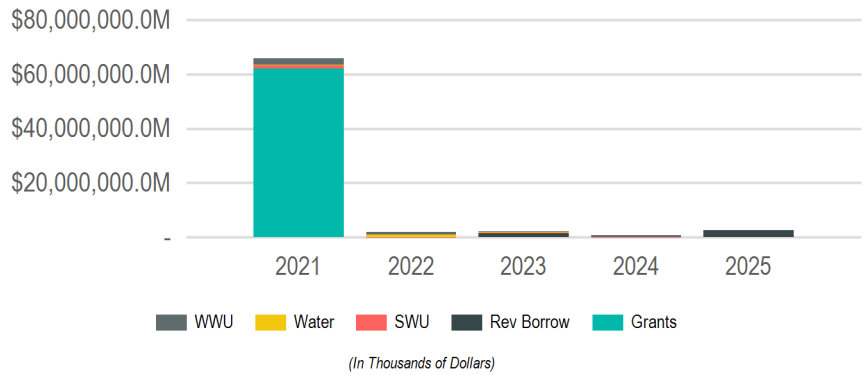
Overview Map



Requests							
Funding Source	Past	2021	2022	2023	2024	2025	Total
[271]: 8th St Pedestrian Lighting							
<i>Planning and Development</i>							
Other - TIF Increment - 11	-	\$770,000	-	-	-	-	\$770,000
	-	\$770,000	-	-	-	-	\$770,000
[604]: Powell-Poage Hamilton/Washburn Lighting							
<i>Community Development and Housing</i>							
Other - TIF Increment - 14	-	\$250,000	-	-	-	-	\$250,000
	-	\$250,000	-	-	-	-	\$250,000
[627]: Pedestrian lighting - Gillette St, from George St to Onalaska Ave							
<i>Engineering</i>							
Borrowing - General Obligation Bonds/Notes	-	\$200,000	-	-	-	-	\$200,000
	-	\$200,000	-	-	-	-	\$200,000
[584]: King Street and Avon Street Neighborhood Greenways							
<i>Planning and Development</i>							
Borrowing - General Obligation Bonds/Notes	-	\$150,000	\$1,000,000	-	-	-	\$1,150,000
	-	\$150,000	\$1,000,000	-	-	-	\$1,150,000
[628]: Pedestrian lighting - Liberty St, from Clinton St to Sill St							
<i>Engineering</i>							
Borrowing - General Obligation Bonds/Notes	-	\$150,000	-	-	-	-	\$150,000
	-	\$150,000	-	-	-	-	\$150,000
[259]: Pedestrian Lighting, 7th St N - from La Crosse St to North Terminus							
<i>Engineering</i>							
Other - TIF Increment - 11	-	\$90,000	-	-	-	-	\$90,000
	-	\$90,000	-	-	-	-	\$90,000
[607]: PPH / Washburn Neighborhood Streetscaping							
<i>Community Development and Housing</i>							
Other - TIF Increment - 14	-	\$75,000	-	-	-	-	\$75,000
	-	\$75,000	-	-	-	-	\$75,000
[625]: Hwy 53 Corridor Streetscaping Decorative Medallions							
<i>Planning and Development</i>							
Borrowing - General Obligation Bonds/Notes	-	\$60,000	-	-	-	-	\$60,000
	-	\$60,000	-	-	-	-	\$60,000
[464]: Sidewalk infill north side of Cass St (2515 Cass to 2823 Cass St)							
<i>Planning and Development</i>							
Borrowing - General Obligation Bonds/Notes	-	\$56,000	-	-	-	-	\$56,000
	-	\$56,000	-	-	-	-	\$56,000
[586]: Tree Installation on 6th and Cass St							
<i>Parks, Recreation and Forestry</i>							
Other - TIF Increment - 11	-	\$55,000	-	-	-	-	\$55,000
	-	\$55,000	-	-	-	-	\$55,000
[634]: Pearl Street Walkway Design and Construction							
<i>Planning and Development</i>							
Other - TIF Increment - 17	-	\$28,000	\$400,000	-	-	-	\$428,000
	-	\$28,000	\$400,000	-	-	-	\$428,000
[626]: LED Street Light Upgrades							
<i>Engineering</i>							
Borrowing - General Obligation Bonds/Notes	-	\$20,000	\$20,000	\$20,000	\$20,000	\$20,000	\$100,000
	-	\$20,000	\$20,000	\$20,000	\$20,000	\$20,000	\$100,000

Utilities

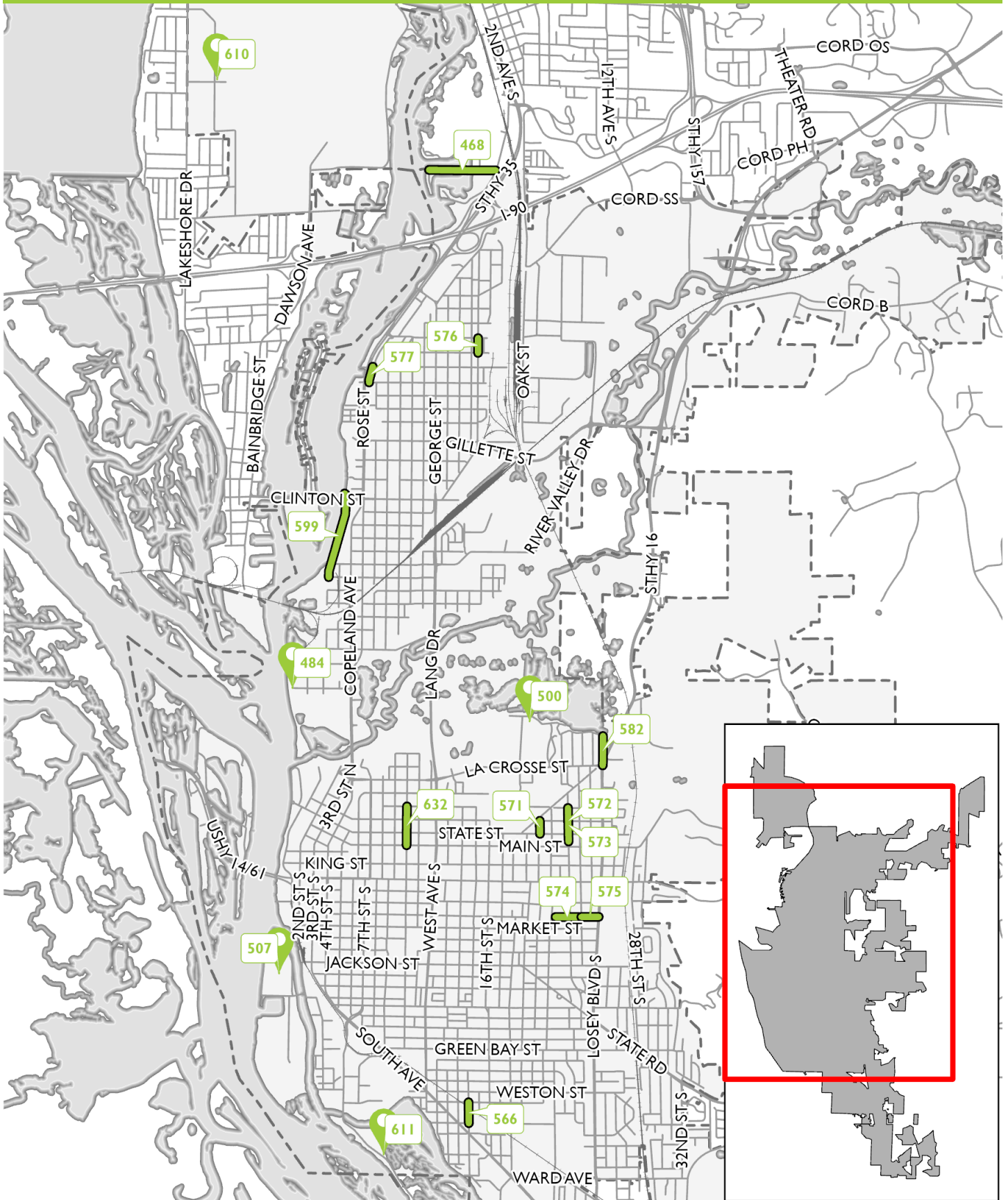
2021 Total Funding
\$65,865,000
2021 New Borrowing
Total Future Funding
\$73,429,000



Funding Sources

Source	2021	2022	2023	2024	2025	Total
Borrowing	-	-	\$1,500,000	-	\$2,500,000	\$4,000,000
Revenue Bonds/Notes	-	-	\$1,500,000	-	\$2,500,000	\$4,000,000
Grants & Other Intergovernmental	\$62,000,000	-	-	-	-	\$62,000,000
State	\$62,000,000	-	-	-	-	\$62,000,000
Operating Funds	\$3,865,000	\$1,864,000	\$750,000	\$700,000	\$250,000	\$7,429,000
Enterprise/Utility Funds	\$3,865,000	\$1,864,000	\$750,000	\$700,000	\$250,000	\$7,429,000
	\$65,865,000	\$1,864,000	\$2,250,000	\$700,000	\$2,750,000	\$73,429,000

Overview Map



Requests

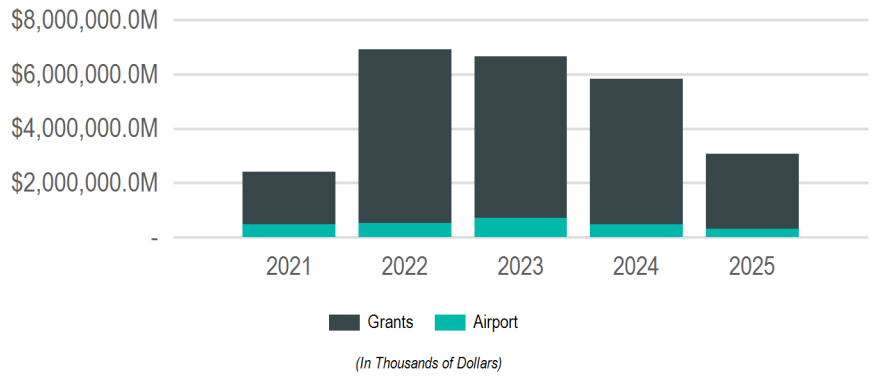
Funding Source	Past	2021	2022	2023	2024	2025	Total
[507]: WWTP Facility Upgrade							
<i>Sanitary Sewer Utility</i>							
Grants - State	-	\$62,000,000	-	-	-	-	\$62,000,000
	-	\$62,000,000	-	-	-	-	\$62,000,000
[484]: Causeway Blvd Sanitary Lift Station Rehabilitation Project							
<i>Sanitary Sewer Utility</i>							
Operating - Sanitary Sewer Utility Funds	-	\$1,000,000	-	-	-	-	\$1,000,000
	-	\$1,000,000	-	-	-	-	\$1,000,000
[599]: Copeland Park Sanitary Sewer Lining							
<i>Sanitary Sewer Utility</i>							
Operating - Sanitary Sewer Utility Funds	-	\$700,000	-	-	-	-	\$700,000
	-	\$700,000	-	-	-	-	\$700,000
[186]: Taylor Street Storm Water Lift Station Expansion							
<i>Stormwater Utility</i>							
Operating - Storm Water Utility Funds	\$174,000	\$580,000	-	-	-	-	\$754,000
	\$174,000	\$580,000	-	-	-	-	\$754,000
[187]: Rose Street Storm Sewer Lift Station 3rd Pump							
<i>Stormwater Utility</i>							
Operating - Storm Water Utility Funds	\$90,000	\$270,000	-	-	-	-	\$360,000
	\$90,000	\$270,000	-	-	-	-	\$360,000
[500]: Myrick Pump Station Improvements							
<i>Water Utility</i>							
Operating - Water Utility Funds	\$50,000	\$200,000	\$850,000	\$500,000	-	-	\$1,600,000
	\$50,000	\$200,000	\$850,000	\$500,000	-	-	\$1,600,000
[566]: 15th Street Sanitary Sewer Replacement- Townsend to Horton							
<i>Sanitary Sewer Utility</i>							
Operating - Sanitary Sewer Utility Funds	-	\$155,000	-	-	-	-	\$155,000
	-	\$155,000	-	-	-	-	\$155,000
[295]: Monitor Street Lift Station Replacement							
<i>Stormwater Utility</i>							
Operating - Storm Water Utility Funds	\$280,000	\$150,000	-	-	-	-	\$430,000
	\$280,000	\$150,000	-	-	-	-	\$430,000
[573]: 22nd St Sewer Replacement - Pine to Dead-End South							
<i>Stormwater Utility</i>							
Operating - Storm Water Utility Funds	-	\$100,000	-	-	-	-	\$100,000
	-	\$100,000	-	-	-	-	\$100,000
[575]: Ferry St Sanitary Sewer Replacement - 23rd to Losey Blvd							
<i>Sanitary Sewer Utility</i>							
Operating - Sanitary Sewer Utility Funds	-	\$100,000	-	-	-	-	\$100,000
	-	\$100,000	-	-	-	-	\$100,000
[578]: Storm Water Utility Casting and Catch Basin Replacement Funds							
<i>Stormwater Utility</i>							
Operating - Storm Water Utility Funds	-	\$100,000	\$100,000	\$100,000	\$100,000	\$100,000	\$500,000
	-	\$100,000	\$100,000	\$100,000	\$100,000	\$100,000	\$500,000
[579]: Sanitary Sewer Utility Casting and Manhole Replacement Funds							
<i>Sanitary Sewer Utility</i>							
Operating - Sanitary Sewer Utility Funds	-	\$100,000	\$100,000	\$100,000	\$100,000	\$100,000	\$500,000
	-	\$100,000	\$100,000	\$100,000	\$100,000	\$100,000	\$500,000
[574]: Ferry Street Sanitary Sewer Replacement Dead-End East of 22nd to Dead-End West of 22nd							
<i>Sanitary Sewer Utility</i>							
Operating - Sanitary Sewer Utility Funds	-	\$75,000	-	-	-	-	\$75,000
	-	\$75,000	-	-	-	-	\$75,000
[572]: 22nd St Sanitary Sewer Replacement - Pine to State							
<i>Sanitary Sewer Utility</i>							
Operating - Sanitary Sewer Utility Funds	-	\$75,000	-	-	-	-	\$75,000
	-	\$75,000	-	-	-	-	\$75,000
[576]: Onalaska Ave Sanitary Sewer Replacement - Palace to Hayes							
<i>Sanitary Sewer Utility</i>							
Operating - Sanitary Sewer Utility Funds	-	\$70,000	-	-	-	-	\$70,000
	-	\$70,000	-	-	-	-	\$70,000
[571]: 20th St Sanitary Sewer Replacement - State to Vine							
<i>Sanitary Sewer Utility</i>							
Operating - Sanitary Sewer Utility Funds	-	\$60,000	-	-	-	-	\$60,000
	-	\$60,000	-	-	-	-	\$60,000

Requests

Funding Source	Past	2021	2022	2023	2024	2025	Total
[577]: Rose Court Sanitary Sewer Main Replacement - Livingston to Moore							
<i>Sanitary Sewer Utility</i>							
Operating - Sanitary Sewer Utility Funds	-	\$50,000	-	-	-	-	\$50,000
	-	\$50,000	-	-	-	-	\$50,000
[184]: Street Best Management Practice (BMP)							
<i>Engineering; Stormwater Utility</i>							
Operating - Storm Water Utility Funds	\$100,000	\$50,000	\$50,000	\$50,000	\$50,000	\$50,000	\$350,000
	\$100,000	\$50,000	\$50,000	\$50,000	\$50,000	\$50,000	\$350,000
[468]: Lauderdale Place Storm							
<i>Stormwater Utility</i>							
Operating - Storm Water Utility Funds	-	\$30,000	-	-	-	-	\$30,000
	-	\$30,000	-	-	-	-	\$30,000
[610]: Replace Breezy Point Sanitary Lift Station							
<i>Sanitary Sewer Utility</i>							
Operating - Sanitary Sewer Utility Funds	-	-	\$370,000	-	-	-	\$370,000
	-	-	\$370,000	-	-	-	\$370,000
[227]: Sanitary Sewer Repair and Rehab Projects							
<i>Sanitary Sewer Utility</i>							
Operating - Sanitary Sewer Utility Funds	\$350,000	-	\$350,000	-	\$350,000	-	\$1,050,000
	\$350,000	-	\$350,000	-	\$350,000	-	\$1,050,000
[492]: Well House Furnace Replacements							
<i>Water Utility</i>							
Operating - Water Utility Funds	\$40,000	-	\$44,000	-	-	-	\$84,000
	\$40,000	-	\$44,000	-	-	-	\$84,000
[631]: Storm Sewer Outfall from Losey Blvd and La Crosse St							
<i>Stormwater Utility</i>							
Borrowing - Revenue Bonds/Notes: Storm Water Utility	-	-	-	\$1,500,000	-	-	\$1,500,000
	-	-	-	\$1,500,000	-	-	\$1,500,000
[611]: Rehabilitation of the Green Island Sanitary Lift Station							
<i>Sanitary Sewer Utility</i>							
Operating - Sanitary Sewer Utility Funds	-	-	-	-	\$100,000	-	\$100,000
	-	-	-	-	\$100,000	-	\$100,000
[582]: Losey Blvd - La Crosse Street to Park Drive (Marsh Outfall)							
<i>Stormwater Utility; Streets</i>							
Borrowing - Revenue Bonds/Notes: Storm Water Utility	-	-	-	-	-	\$2,000,000	\$2,000,000
	-	-	-	-	-	\$2,000,000	\$2,000,000
[632]: 10th St - Pine St to Main St Storm Sewer Replacement							
<i>Stormwater Utility</i>							
Borrowing - Revenue Bonds/Notes: Storm Water Utility	-	-	-	-	-	\$500,000	\$500,000
	-	-	-	-	-	\$500,000	\$500,000

Airport

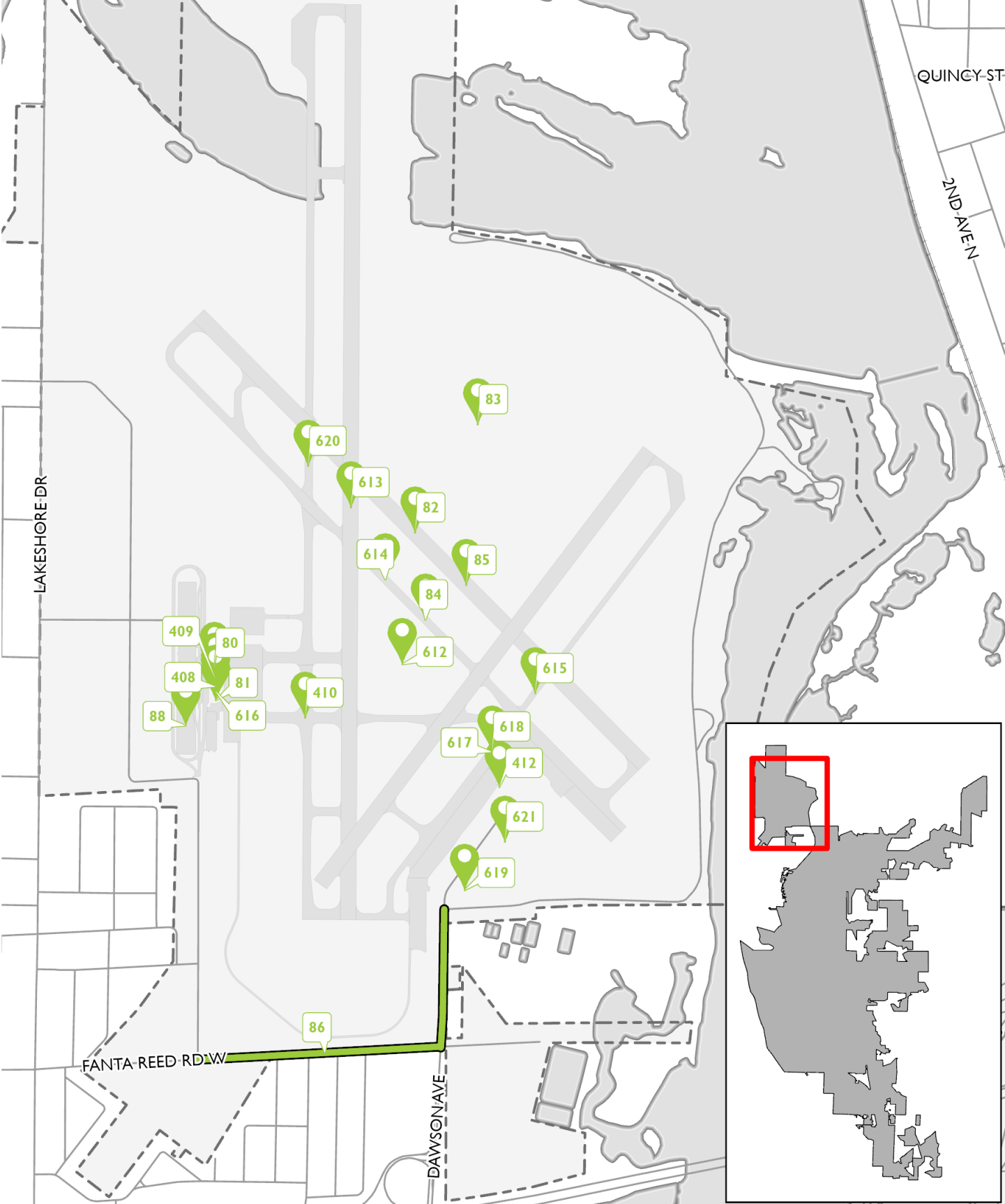
2021 Total Funding
\$2,402,000
2021 New Borrowing
Total Future Funding
\$24,847,543



Funding Sources

Source	2021	2022	2023	2024	2025	Total
Grants & Other Intergovernmental	\$1,924,350	\$6,396,849	\$5,937,059	\$5,347,853	\$2,755,028	\$22,361,139
Federal	\$256,500	\$5,819,161	\$3,968,237	\$4,426,625	\$2,563,795	\$17,034,318
State	\$1,667,850	\$577,688	\$1,968,822	\$921,228	\$191,233	\$5,326,821
Operating Funds	\$477,650	\$519,388	\$710,049	\$469,751	\$309,566	\$2,486,404
Enterprise/Utility Funds	\$477,650	\$519,388	\$710,049	\$469,751	\$309,566	\$2,486,404
	\$2,402,000	\$6,916,237	\$6,647,108	\$5,817,604	\$3,064,594	\$24,847,543

Overview Map



Requests

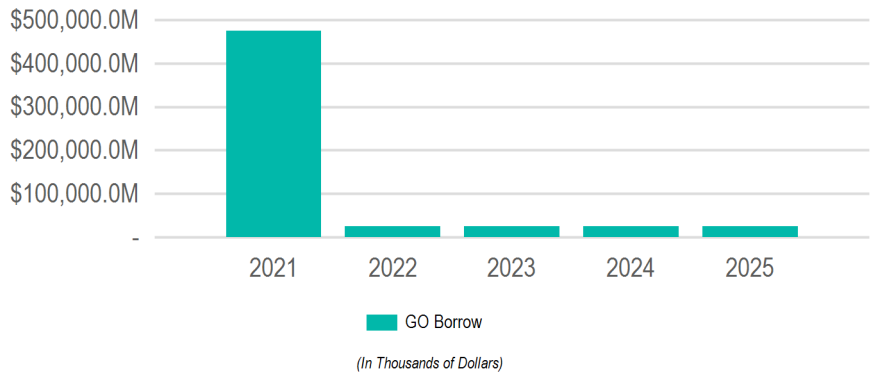
Funding Source	Past	2021	2022	2023	2024	2025	Total
[612]: Airfield Drainage (Stormwater) Study Improvements, Phase 1 Construction							
<i>Airport</i>							
Grants - State	-	\$540,000	-	-	-	-	\$540,000
Operating - Passenger Facility Charges	-	\$135,000	-	-	-	-	\$135,000
	-	\$675,000	-	-	-	-	\$675,000
[81]: Install Terminal Inbound Baggage Conveyor							
<i>Airport</i>							
Grants - State	-	\$536,000	-	-	-	-	\$536,000
Operating - Passenger Facility Charges	-	\$134,000	-	-	-	-	\$134,000
	-	\$670,000	-	-	-	-	\$670,000
[410]: Joint Seal Taxway C (South)							
<i>Airport</i>							
Grants - State	-	\$329,600	-	-	-	-	\$329,600
Operating - Passenger Facility Charges	-	\$82,400	-	-	-	-	\$82,400
	-	\$412,000	-	-	-	-	\$412,000
[80]: Install Terminal Generator							
<i>Airport</i>							
Grants - State	-	\$248,000	-	-	-	-	\$248,000
Operating - Airport Operating Funds	-	\$62,000	-	-	-	-	\$62,000
	-	\$310,000	-	-	-	-	\$310,000
[82]: Rehabilitate Runway 13/31 - Design							
<i>Airport</i>							
Grants - Federal	-	\$256,500	-	-	-	-	\$256,500
Grants - State	-	\$14,250	-	-	-	-	\$14,250
Operating - Passenger Facility Charges	-	\$14,250	-	-	-	-	\$14,250
	-	\$285,000	-	-	-	-	\$285,000
[408]: Terminal Facility Upgrades and Rehabilitation							
<i>Airport</i>							
Operating - Airport Operating Funds	\$50,000	\$50,000	\$52,500	\$52,500	\$55,000	\$55,000	\$315,000
	\$50,000	\$50,000	\$52,500	\$52,500	\$55,000	\$55,000	\$315,000
[85]: Rehabilitate Runway 13/31 - Construction							
<i>Airport</i>							
Grants - Federal	-	-	\$4,988,882	-	-	-	\$4,988,882
Grants - State	-	-	\$277,161	-	-	-	\$277,161
Operating - Passenger Facility Charges	-	-	\$277,161	-	-	-	\$277,161
	-	-	\$5,543,204	-	-	-	\$5,543,204
[83]: Avigation Easements and Remove Obstructions							
<i>Airport</i>							
Grants - Federal	-	-	\$477,000	-	-	-	\$477,000
Grants - State	-	-	\$26,500	-	-	-	\$26,500
Operating - Passenger Facility Charges	-	-	\$26,500	-	-	-	\$26,500
	-	-	\$530,000	-	-	-	\$530,000
[86]: Install Fanta Reed Road Lighting							
<i>Airport</i>							
Grants - State	-	-	\$254,400	-	-	-	\$254,400
Operating - Airport Operating Funds	-	-	\$63,600	-	-	-	\$63,600
	-	-	\$318,000	-	-	-	\$318,000
[84]: Rehabilitation Taxiway B - Design							
<i>Airport</i>							
Grants - Federal	-	-	\$257,799	-	-	-	\$257,799
Grants - State	-	-	\$14,322	-	-	-	\$14,322
Operating - Passenger Facility Charges	-	-	\$14,322	-	-	-	\$14,322
	-	-	\$286,443	-	-	-	\$286,443
[613]: Replace Runway 18 PAPI							
<i>Airport</i>							
Grants - Federal	-	-	\$95,480	-	-	-	\$95,480
Grants - State	-	-	\$5,305	-	-	-	\$5,305
Operating - Passenger Facility Charges	-	-	\$5,305	-	-	-	\$5,305
	-	-	\$106,090	-	-	-	\$106,090
[409]: Terminal Carpet Replacement							
<i>Airport</i>							
Operating - Airport Operating Funds	-	-	\$80,000	-	-	-	\$80,000
	-	-	\$80,000	-	-	-	\$80,000

Requests

Funding Source	Past	2021	2022	2023	2024	2025	Total
[614]: Taxiway B Rehabilitation - Construction							
<i>Airport</i>							
Grants - Federal	-	-	-	\$2,389,794	-	-	\$2,389,794
Grants - State	-	-	-	\$132,766	-	-	\$132,766
Operating - Passenger Facility Charges	-	-	-	\$132,767	-	-	\$132,767
	-	-	-	\$2,655,327	-	-	\$2,655,327
[615]: Construct Connector Taxiway							
<i>Airport</i>							
Grants - Federal	-	-	-	\$1,101,468	-	-	\$1,101,468
Grants - State	-	-	-	\$61,193	-	-	\$61,193
Operating - Passenger Facility Charges	-	-	-	\$61,193	-	-	\$61,193
	-	-	-	\$1,223,854	-	-	\$1,223,854
[88]: Reconstruct South Terminal Parking Lot							
<i>Airport</i>							
Grants - State	-	-	-	\$874,182	-	-	\$874,182
Operating - Airport Operating Funds	-	-	-	\$218,545	-	-	\$218,545
	-	-	-	\$1,092,727	-	-	\$1,092,727
[616]: Terminal Outbound Baggage Expansion							
<i>Airport</i>							
Grants - State	-	-	-	\$874,182	-	-	\$874,182
Operating - Passenger Facility Charges	-	-	-	\$218,545	-	-	\$218,545
	-	-	-	\$1,092,727	-	-	\$1,092,727
[617]: Taxiway A Relocation - Design							
<i>Airport</i>							
Grants - Federal	-	-	-	\$476,975	-	-	\$476,975
Grants - State	-	-	-	\$26,499	-	-	\$26,499
Operating - Passenger Facility Charges	-	-	-	\$26,499	-	-	\$26,499
	-	-	-	\$529,973	-	-	\$529,973
[618]: Taxiway A Relocation - Construction							
<i>Airport</i>							
Grants - Federal	-	-	-	-	\$4,426,625	-	\$4,426,625
Grants - State	-	-	-	-	\$245,923	-	\$245,923
Operating - Passenger Facility Charges	-	-	-	-	\$245,925	-	\$245,925
	-	-	-	-	\$4,918,473	-	\$4,918,473
[412]: Rehabilitate ARFF Facility							
<i>Airport</i>							
Grants - State	-	-	-	-	\$675,305	-	\$675,305
Operating - Passenger Facility Charges	-	-	-	-	\$168,826	-	\$168,826
	-	-	-	-	\$844,131	-	\$844,131
[621]: SRE Building Rehabilitation/Expansion							
<i>Airport</i>							
Grants - Federal	-	-	-	-	\$2,181,295	-	\$2,181,295
Grants - State	-	-	-	-	\$121,183	-	\$121,183
Operating - Passenger Facility Charges	-	-	-	-	\$121,183	-	\$121,183
	-	-	-	-	\$2,423,661	-	\$2,423,661
[620]: Taxiway C North Pavement Repairs and Joint Sealing							
<i>Airport</i>							
Grants - Federal	-	-	-	-	\$382,500	-	\$382,500
Grants - State	-	-	-	-	\$21,250	-	\$21,250
Operating - Passenger Facility Charges	-	-	-	-	\$121,183	-	\$121,183
	-	-	-	-	\$524,933	-	\$524,933
[619]: Prepare Development Site							
<i>Airport</i>							
Grants - State	-	-	-	-	\$48,800	-	\$48,800
Operating - Passenger Facility Charges	-	-	-	-	\$12,200	-	\$12,200
	-	-	-	-	\$61,000	-	\$61,000

Bridges

2021 Total Funding
\$475,000
2021 New Borrowing
\$475,000
Total Future Funding
\$575,000



Funding Sources

Source	2021	2022	2023	2024	2025	Total
Borrowing	\$475,000	\$25,000	\$25,000	\$25,000	\$25,000	\$575,000
General Obligation Bonds/Notes	\$475,000	\$25,000	\$25,000	\$25,000	\$25,000	\$575,000
	\$475,000	\$25,000	\$25,000	\$25,000	\$25,000	\$575,000

Requests

Funding Source	Past	2021	2022	2023	2024	2025	Total
----------------	------	------	------	------	------	------	-------

[528]: Bridge Maintenance & Inspections

Engineering

Borrowing - General Obligation Bonds/Notes	-	\$475,000	\$25,000	\$25,000	\$25,000	\$25,000	\$575,000
	-	\$475,000	\$25,000	\$25,000	\$25,000	\$25,000	\$575,000

Request	2021	2022	2023	2024	2025	Total
Borrowing - General Obligation Bonds/Notes						
[104]: Fire Station #4 - New Construction	\$3,360,000	-	-	-	-	\$3,360,000
[51]: Airport Rd. - Lakeshore Dr. to Terminal Entrance	\$3,061,800	-	-	-	-	\$3,061,800
[580]: Fire Station #3 - Remodel/Refurbish Existing Station #3; Add new City EOC	\$3,250,000	-	-	-	-	\$3,250,000
[106]: Gillette St - Caledonia St to George St (STP-Urban)	\$400,000	-	-	-	-	\$400,000
[645]: City Hall Lobby Renovation	\$1,500,000	-	-	-	-	\$1,500,000
[131]: Main Street - West Ave. to 17th St.	\$1,269,000	-	-	-	-	\$1,269,000
[53]: Cliffwood Lane - 28th St. to Seiler Ln.	\$1,257,500	-	-	-	-	\$1,257,500
[160]: 17th Pl S - Main St to Cass St	\$878,900	-	-	-	-	\$878,900
[163]: 20th St S - Main St to Cass St	\$985,600	-	-	-	-	\$985,600
[589]: Kramer St - South of Kwik Trip Way to Rublee St	\$1,012,700	-	-	-	-	\$1,012,700
[210]: Onalaska Ave - George St to Stoddard St	\$516,800	-	-	-	-	\$516,800
[49]: 28th Street South - Main St. to Cass St.	\$698,300	-	-	-	-	\$698,300
[176]: George Street - Interchange Place to Stoddard St.	\$93,000	-	-	-	-	\$93,000
[23]: Myrick Park Playground	\$500,000	\$500,000	-	-	-	\$1,000,000
[158]: Hydraulic/Levee Improvements	\$500,000	-	-	-	-	\$500,000
[466]: South Community Library remodel	\$500,000	\$1,000,000	-	-	-	\$1,500,000
[508]: Riverside Park - Fish Hatchery Bldg	\$500,000	\$500,000	-	-	-	\$1,000,000
[528]: Bridge Maintenance & Inspections	\$475,000	\$25,000	\$25,000	\$25,000	\$25,000	\$575,000
[267]: Traffic Signals - Losey Blvd & State Rd	\$400,000	-	-	-	-	\$400,000
[590]: Rublee St - Kramer St to Oak St	\$400,000	-	-	-	-	\$400,000
[440]: Carroll Park Improvements	-	\$400,000	-	-	-	\$400,000
[570]: Fire Station Alerting System - Replacement of Existing/Failing System	\$316,000	-	-	-	-	\$316,000
[268]: Citywide Traffic Implementation: Interconnect & Synchronization.	\$300,000	\$300,000	-	-	-	\$600,000
[443]: Weigent Park Shelter	\$300,000	-	-	-	-	\$300,000
[509]: City Hall Council Chambers	\$250,000	\$250,000	-	-	-	\$500,000
[583]: MVC Radio Tower Access Road	\$218,000	-	-	-	-	\$218,000
[563]: City Hall Windows, Air Seal Replacements	\$200,000	\$200,000	\$200,000	\$200,000	\$200,000	\$1,000,000
[627]: Pedestrian lighting - Gillette St, from George St to Onalaska Ave	\$200,000	-	-	-	-	\$200,000
[168]: Pammel Creek Repairs	\$200,000	\$100,000	\$100,000	-	-	\$400,000
[141]: City-Wide Replacement Housing	\$200,000	\$200,000	\$200,000	\$200,000	\$200,000	\$1,000,000
[482]: La Crosse County Historical Society Museum Feasibility Study & Capital Campaign Preparation	\$100,000	-	-	-	-	\$100,000
[441]: Trails / Bluffland	\$200,000	\$200,000	\$200,000	\$200,000	\$200,000	\$1,000,000
[272]: Main Library Flooring	\$170,000	-	-	-	-	\$170,000
[591]: Vine Street - 10th Street North to 11th Street North	\$159,000	-	-	-	-	\$159,000
[584]: King Street and Avon Street Neighborhood Greenways	\$150,000	\$1,000,000	-	-	-	\$1,150,000
[628]: Pedestrian lighting - Liberty St, from Clinton St to Sill St	\$150,000	-	-	-	-	\$150,000
[555]: Riverside Point Waterway Development Plan	\$100,000	-	-	-	-	\$100,000
[556]: Crowley Park	\$100,000	-	-	-	-	\$100,000
[561]: City Hall Plumbing Repairs/Bathroom Remodel	\$100,000	\$100,000	\$100,000	\$100,000	\$100,000	\$500,000
[551]: Marsh Hydrological Study	\$100,000	\$100,000	\$100,000	\$100,000	\$100,000	\$500,000
[527]: New Sidewalks along Green Bay St from 15th St to 16th St	\$85,000	-	-	-	-	\$85,000
[630]: 2021 Highway Safety Improvement Program Construction	\$75,000	-	-	-	-	\$75,000
[565]: Fiber Infrastructure	\$70,000	\$70,000	\$70,000	\$70,000	\$70,000	\$350,000
[629]: WIS 35 - La Crosse Co line to Garner Pl	\$60,000	-	-	-	-	\$60,000
[625]: Hwy 53 Corridor Streetscaping Decorative Medallions	\$60,000	-	-	-	-	\$60,000
[464]: Sidewalk infill north side of Cass St (2515 Cass to 2823 Cass St)	\$56,000	-	-	-	-	\$56,000
[538]: Refinishing and painting of the portable Basketball Court	\$55,000	-	-	-	-	\$55,000
[542]: City Hall Networking Cable Replacement	\$50,000	\$50,000	-	-	-	\$100,000
[639]: Northside Facade Grant Program	\$50,000	-	-	-	-	\$50,000
[460]: Wittenberg Park Environmental Analysis and Fill	\$50,000	-	-	-	-	\$50,000
[257]: Greenhouse Gas Emissions Inventory, Sustainable Energy and Climate Action Plan	\$50,000	-	-	-	-	\$50,000
[284]: Green Bay St - from East Ave to 22nd St (STP-Urban)	\$45,000	\$524,000	-	-	-	\$569,000
[116]: La Crosse St - from West Ave through Losey Blvd int.	\$10,000	\$500,000	-	-	-	\$510,000
[211]: South Ave - Green Bay St to Ward Ave	\$25,000	\$3,644,000	-	-	-	\$3,669,000
[489]: Bluffview Park Accessory Items	\$23,000	-	-	-	-	\$23,000
[623]: Hear, Here Project- Downtown & North La Crosse	\$20,500	-	\$20,500	-	\$20,500	\$61,500
[626]: LED Street Light Upgrades	\$20,000	\$20,000	\$20,000	\$20,000	\$20,000	\$100,000
[581]: Fire Station #2 - New Construction	-	\$6,360,000	-	-	-	\$6,360,000
[171]: Buchner Pl - Copeland Ave to Dead End West	-	\$349,800	-	-	-	\$349,800
[624]: Flood Levee Rehabilitation	-	\$1,200,000	\$1,200,000	\$1,200,000	\$1,200,000	\$4,800,000
[643]: Roof Replacement for South Hall A and Lobby	-	\$750,000	-	-	-	\$750,000
[593]: Redfield Street - 21st Street South to Losey Boulevard	-	\$307,000	-	-	-	\$307,000
[229]: Weston Street - East Ave. to 21st Pl. S	-	\$522,100	-	-	-	\$522,100
[592]: Farnam St - 10th St S to West Ave	-	\$303,700	-	-	-	\$303,700

New Borrowing Requests

Request	2021	2022	2023	2024	2025	Total
[569]: Traffic Preemption System - Total Replacement of Existing System	-	\$450,000	\$450,000	-	-	\$900,000
[562]: City Hall Air Handler Replacement	-	\$450,000	\$450,000	-	-	\$900,000
[416]: City Hall 5th Floor Remodel	-	\$400,000	-	-	-	\$400,000
[220]: 20th St S - Hyde Ave to Weston St	-	\$396,800	-	-	-	\$396,800
[169]: 21st St N - Campbell Rd to State St	-	\$174,900	-	-	-	\$174,900
[550]: Forest Hills Irrigation System	-	\$300,000	\$300,000	\$300,000	\$300,000	\$1,200,000
[228]: Travis Street - East Ave. to 20th St. S	-	\$253,000	-	-	-	\$253,000
[177]: Hayes St - Kane St to Liberty St	-	\$136,400	-	-	-	\$136,400
[552]: Riverside Park Bathrooms	-	\$250,000	-	-	-	\$250,000
[421]: Livingston Street - Liberty St. to George St.	-	\$231,000	-	-	-	\$231,000
[47]: 22nd Street South - Hyde Ave. to Weston St.	-	\$221,100	-	-	-	\$221,100
[162]: 17th Street South - Chase St. to South Ave.	-	\$204,600	-	-	-	\$204,600
[424]: Sunset Drive - Green Bay St. to State Rd.	-	\$203,500	-	-	-	\$203,500
[178]: Liberty St - Hayes St to Moore St	-	\$101,200	-	-	-	\$101,200
[222]: 21st Pl S - Townsend St to Bennett St	-	\$180,400	-	-	-	\$180,400
[223]: East Ave - Weston St to Horton St	-	\$165,000	-	-	-	\$165,000
[57]: Garner Place - Zion Rd to Dead End South	-	\$116,700	-	-	-	\$116,700
[549]: Riverside Electric Site Plan	-	\$100,000	-	-	-	\$100,000
[559]: Glendale Park	-	\$100,000	-	-	-	\$100,000
[138]: Zion Road - Garner Pl. to Dead End North	-	\$99,000	-	-	-	\$99,000
[644]: Furniture, Fixtures and Equipment Replacement	-	\$50,000	-	\$50,000	-	\$100,000
[66]: Police Station 2 Fiber Connection	-	\$20,000	-	-	-	\$20,000
[605]: Fire Station #5 - New Construction	-	-	\$6,741,600	-	-	\$6,741,600
[594]: 6th Street South - State Street to Cass Street	-	-	\$1,663,500	-	-	\$1,663,500
[64]: Lauderdale Place - George St. to Lauderdale Ct.	-	-	\$1,219,600	-	-	\$1,219,600
[8]: Police Law Enforcement Center	-	-	\$1,000,000	\$25,000,000	\$10,000,000	\$36,000,000
[600]: Green Bay St - Losey Blvd to BNSF RR	-	-	\$760,000	-	-	\$760,000
[603]: Joseph Houska Drive - Market Street to Hood Street	-	-	\$510,000	-	-	\$510,000
[58]: George Street - Wittenberg Pl. to Onalaska Ave.	-	-	\$397,100	-	-	\$397,100
[432]: Elm Drive - Easter Rd. to Valleyview Pl.	-	-	\$473,600	-	-	\$473,600
[598]: Green Bay St - 22nd St S to Losey Blvd	-	-	\$415,000	-	-	\$415,000
[546]: East Copeland Parking Lot	-	-	\$400,000	-	-	\$400,000
[159]: 16th St N - Vine St to Main St	-	-	\$176,800	-	-	\$176,800
[540]: Restroom remodeling in South Facility	-	-	\$360,000	-	-	\$360,000
[431]: 31st Street South - State Rd. to East Fairchild St.	-	-	\$341,900	-	-	\$341,900
[467]: Main branch La Crosse Public Library Remodel	-	-	\$75,000	\$175,000	-	\$250,000
[544]: Forest Hills Tennis Courts	-	-	\$300,000	-	-	\$300,000
[548]: Copeland Park Shelters	-	-	\$300,000	\$300,000	\$300,000	\$900,000
[170]: 21st St S - Market St to Winnebago St	-	-	\$213,100	-	-	\$213,100
[212]: State St - 16th St to 17th St	-	-	\$92,400	-	-	\$92,400
[429]: 23rd Street South - Hyde Ave. to Barlow St.	-	-	\$147,900	-	-	\$147,900
[232]: 20th Street South - Mormon Coulee Rd. to Dead End South	-	-	\$137,500	-	-	\$137,500
[213]: Birch Street - 29th St. to Dead End East	-	-	\$136,300	-	-	\$136,300
[46]: 20th Street South - Park Ave. to Denton St.	-	-	\$130,300	-	-	\$130,300
[558]: Seminary Park	-	-	\$100,000	-	-	\$100,000
[428]: 21st Street South - Jackson St. to Johnson St.	-	-	\$80,900	-	-	\$80,900
[434]: Hass Street - 26th St. to 27th St.	-	-	\$72,800	-	-	\$72,800
[426]: 13th Place - Travis St. to Barlow St.	-	-	\$72,800	-	-	\$72,800
[427]: 13th Place - Horton St. to South Ave.	-	-	\$71,700	-	-	\$71,700
[243]: Port of La Crosse Harbor and Waterfront Plan Update	-	-	\$60,000	\$60,000	-	\$120,000
[642]: Sound System for South Hall B, Ballroom, Foyer and Boardrooms	-	-	\$45,000	-	-	\$45,000
[547]: West Copeland Parking Lot	-	-	-	\$600,000	-	\$600,000
[435]: 15th Street - Cass St. to Ferry St.	-	-	-	\$254,700	-	\$254,700
[601]: Green Bay St - 9th St S to 14th St S	-	-	-	\$500,000	-	\$500,000
[602]: Green Bay St - 14th St S to East Ave	-	-	-	\$475,000	-	\$475,000
[553]: Erickson Pool	-	-	-	\$200,000	-	\$200,000
[564]: City Hall Parking Lot	-	-	-	\$125,000	-	\$125,000
[557]: Merry Meadows Park	-	-	-	\$100,000	-	\$100,000
[543]: North Community Library Boiler Replacement	-	-	-	\$75,000	-	\$75,000
[597]: Farnam St - 16th St S to 20th St S	-	-	-	-	\$1,854,000	\$1,854,000
[595]: 16th St S - Johnson St to Farnam St	-	-	-	-	\$1,729,300	\$1,729,300
[596]: Cunningham Street - Larson Street to Dead End East	-	-	-	-	\$298,000	\$298,000
[554]: Northside Community Pool	-	-	-	-	\$200,000	\$200,000
[560]: Hass Park	-	-	-	-	\$100,000	\$100,000
	\$25,876,100	\$24,079,200	\$19,930,300	\$30,329,700	\$16,916,800	\$117,132,100

Borrowing - Revenue Bonds/Notes: Sanitary Sewer Utility

[106]: Gillette St - Caledonia St to George St (STP-Urban)	\$250,000	-	-	-	-	\$250,000
--	-----------	---	---	---	---	-----------

New Borrowing Requests

Request	2021	2022	2023	2024	2025	Total
[170]: 21st St S - Market St to Winnebago St	-	-	\$60,000	-	-	\$60,000
	\$250,000	-	\$60,000	-	-	\$310,000

Borrowing - Revenue Bonds/Notes: Storm Water Utility

[106]: Gillette St - Caledonia St to George St (STP-Urban)	\$67,000	-	-	-	-	\$67,000
[284]: Green Bay St - from East Ave to 22nd St (STP-Urban)	-	\$262,000	-	-	-	\$262,000
[116]: La Crosse St - from West Ave through Losey Blvd int.	\$10,000	\$638,000	-	-	-	\$648,000
[182]: Monitor St - Rose St to Lang Dr	-	\$360,000	-	-	-	\$360,000
[177]: Hayes St - Kane St to Liberty St	-	\$115,000	-	-	-	\$115,000
[631]: Storm Sewer Outfall from Losey Blvd and La Crosse St	-	-	\$1,500,000	-	-	\$1,500,000
[58]: George Street - Wittenberg Pl. to Onalaska Ave.	-	-	\$80,000	-	-	\$80,000
[159]: 16th St N - Vine St to Main St	-	-	\$200,000	-	-	\$200,000
[212]: State St - 16th St to 17th St	-	-	\$80,000	-	-	\$80,000
[209]: Onalaska Ave - Moore St to Gohres St	-	-	-	\$300,000	-	\$300,000
[183]: Moore St - Prospect St to dead end east	-	-	-	\$110,000	-	\$110,000
[582]: Losey Blvd - La Crosse Street to Park Drive (Marsh Outfall)	-	-	-	-	\$2,000,000	\$2,000,000
[632]: 10th St - Pine St to Main St Storm Sewer Replacement	-	-	-	-	\$500,000	\$500,000
	\$77,000	\$1,375,000	\$1,860,000	\$410,000	\$2,500,000	\$6,222,000

Borrowing - Revenue Bonds/Notes: Water Utility

[116]: La Crosse St - from West Ave through Losey Blvd int.	\$10,000	\$380,000	-	-	-	\$390,000
	\$10,000	\$380,000	-	-	-	\$390,000