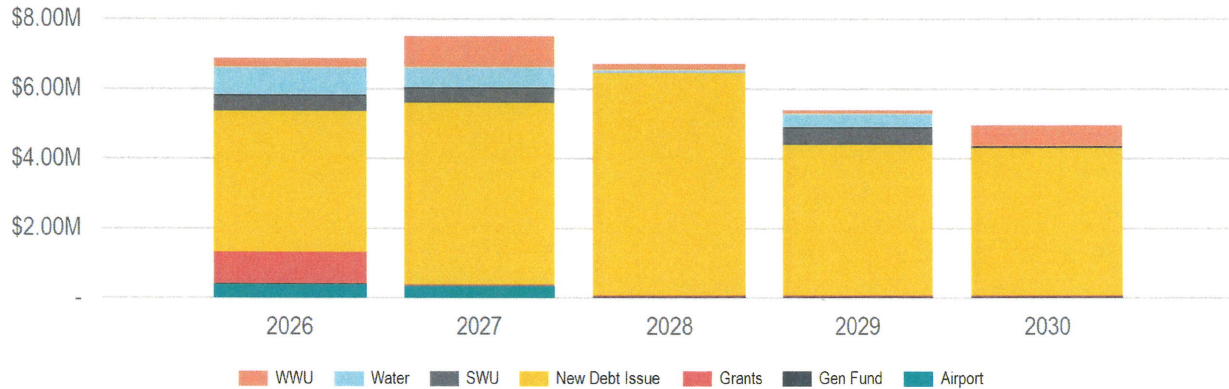


Totals by Funding Source

2026 Total Funding	2026 New Borrowing	2026 City Funded
\$6,865,060	\$4,033,060	\$5,963,310

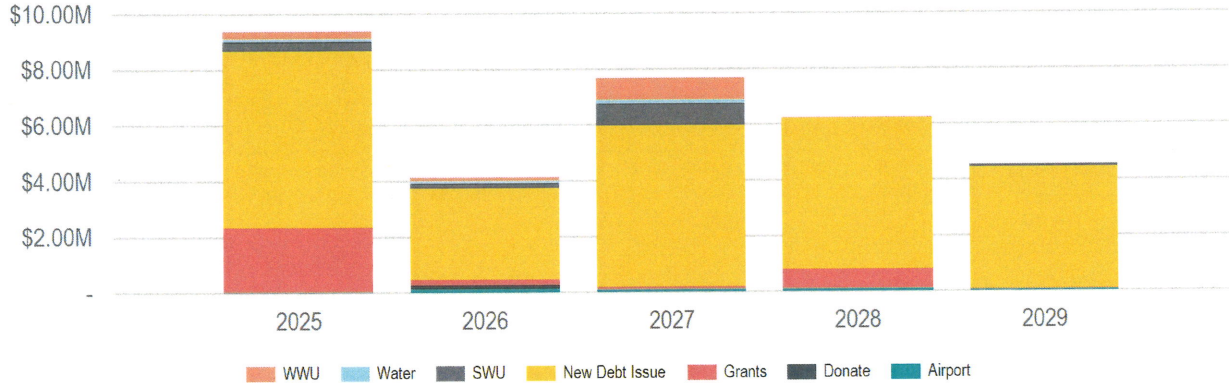


(In Thousands of Dollars)

Source	2026	2027	2028	2029	2030	Total
Borrowing	\$4,033,060	\$5,197,566	\$6,376,001	\$4,328,078	\$4,234,615	\$24,169,320
New Debt Issue	\$4,033,060	\$5,197,566	\$6,376,001	\$4,328,078	\$4,234,615	\$24,169,320
Grants & Other Intergovernmental	\$901,750	\$34,000	\$34,000	\$34,000	\$34,000	\$1,037,750
Federal	\$845,500	-	-	-	-	\$845,500
Local	\$34,000	\$34,000	\$34,000	\$34,000	\$34,000	\$170,000
State	\$22,250	-	-	-	-	\$22,250
Operating Funds	\$1,930,250	\$2,269,500	\$297,000	\$1,024,900	\$680,000	\$6,201,650
Enterprise/Utility Funds	\$1,900,250	\$2,239,500	\$267,000	\$994,900	\$650,000	\$6,051,650
Airport Operating Funds	\$230,000	\$266,000	-	-	-	\$496,000
Passenger Facility Charges	\$152,250	\$60,000	-	-	-	\$212,250
Sanitary Sewer Utility Funds	\$268,000	\$890,000	\$167,000	\$113,500	\$600,000	\$2,038,500
Storm Water Utility Funds	\$470,000	\$443,500	-	\$500,000	\$50,000	\$1,463,500
Water Utility Funds	\$780,000	\$580,000	\$100,000	\$381,400	-	\$1,841,400
General Fund	\$30,000	\$30,000	\$30,000	\$30,000	\$30,000	\$150,000
Police Operating Budget	\$30,000	\$30,000	\$30,000	\$30,000	\$30,000	\$150,000
New Borrowing Sub-Total	\$4,033,060	\$5,197,566	\$6,376,001	\$4,328,078	\$4,234,615	\$24,169,320
City Funded Sub-Total	\$5,963,310	\$7,467,066	\$6,673,001	\$5,352,978	\$4,914,615	\$30,370,970
Non-City Funded Sub-Total	\$901,750	\$34,000	\$34,000	\$34,000	\$34,000	\$1,037,750
	\$6,865,060	\$7,501,066	\$6,707,001	\$5,386,978	\$4,948,615	\$31,408,720

Totals by Funding Source

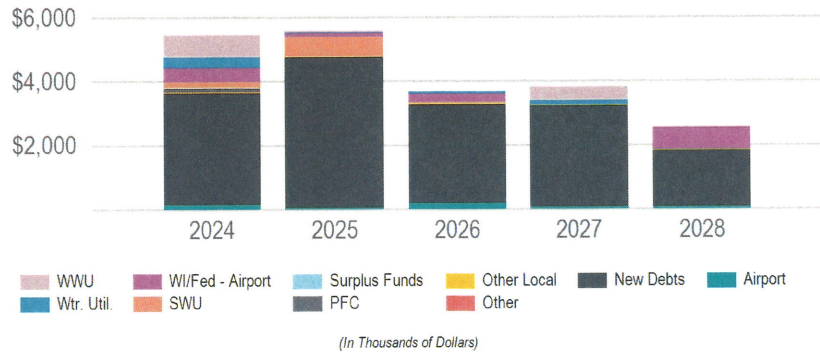
2025 Total Funding	2025 New Borrowing	2025 City Funded
\$9,359,677	\$6,345,776	\$7,059,776



Source	2025	2026	2027	2028	2029	Total
Borrowing	\$6,345,776	\$3,277,980	\$5,781,870	\$5,424,063	\$4,358,921	\$25,188,610
New Debt Issue	\$6,345,776	\$3,277,980	\$5,781,870	\$5,424,063	\$4,358,921	\$25,188,610
Donations & Outside Funding	-	\$150,000	-	-	-	\$150,000
Donations	-	\$150,000	-	-	-	\$150,000
Grants & Other Intergovernmental	\$2,299,901	\$196,583	\$89,160	\$684,342	\$20,890	\$3,290,876
Federal	\$2,164,546	-	\$67,500	\$630,000	-	\$2,862,046
Local	\$15,355	\$16,583	\$17,910	\$19,342	\$20,890	\$90,080
State	\$120,000	\$180,000	\$3,750	\$35,000	-	\$338,750
Operating Funds	\$714,000	\$502,500	\$1,803,750	\$117,000	\$141,500	\$3,278,750
Enterprise/Utility Funds	\$714,000	\$502,500	\$1,803,750	\$117,000	\$141,500	\$3,278,750
Airport Operating Funds	\$30,000	\$120,000	\$88,750	\$65,000	\$51,500	\$355,250
Passenger Facility Charges	-	-	-	\$35,000	-	\$35,000
Sanitary Sewer Utility Funds	\$247,000	\$135,000	\$790,000	\$17,000	-	\$1,189,000
Storm Water Utility Funds	\$320,000	\$157,500	\$785,000	-	\$90,000	\$1,352,500
Water Utility Funds	\$117,000	\$90,000	\$140,000	-	-	\$347,000
<i>New Borrowing Sub-Total</i>	\$6,345,776	\$3,277,980	\$5,781,870	\$5,424,063	\$4,358,921	\$25,188,610
<i>City Funded Sub-Total</i>	\$7,059,776	\$3,780,480	\$7,585,620	\$5,541,063	\$4,500,421	\$28,467,360
<i>Non-City Funded Sub-Total</i>	\$2,299,901	\$346,583	\$89,160	\$684,342	\$20,890	\$3,440,876
	\$9,359,677	\$4,127,063	\$7,674,780	\$6,225,405	\$4,521,311	\$31,908,236

Totals

2024 Total Funding
\$5,444,218
2024 New Borrowing
\$3,486,218
Total Future Funding
\$21,090,480



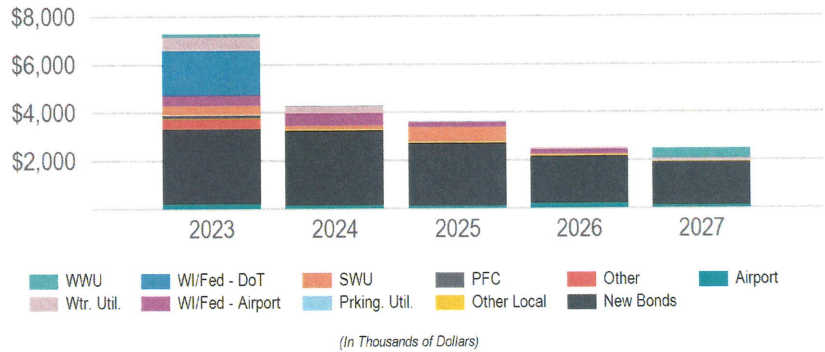
Funding Source	2024	2025	2026	2027	2028	Total
2 - Water Utility Funds	\$345,000	\$37,000	\$90,000	\$140,000	-	\$612,000
3 - Sanitary Sewer Utility	\$681,000	\$42,000	-	\$420,000	\$32,000	\$1,175,000
4 - New Debt Issue	\$3,486,218	\$4,721,500	\$3,083,000	\$3,166,000	\$1,762,000	\$16,218,718
6 - State/Federal Airport Funds	\$440,000	\$120,000	\$251,250	-	\$665,000	\$1,476,250
9 - Other Local Governments	\$15,000	\$16,050	\$17,174	\$18,376	\$19,662	\$86,262
10 - Other	\$22,000	-	-	-	-	\$22,000
11 - PFC Funds & Reimbursements	\$110,000	-	-	-	\$35,000	\$145,000
17 - Airport Operation Funds	\$135,000	\$30,000	\$178,750	\$65,000	\$51,500	\$460,250
26 - La Crosse Center Surplus Funds	\$30,000	-	-	-	-	\$30,000
27 - Storm Water Utility	\$180,000	\$615,000	\$70,000	-	-	\$865,000
<i>New Borrowing Sub-Total</i>	\$3,486,218	\$4,721,500	\$3,083,000	\$3,166,000	\$1,762,000	\$16,218,718
<i>Other Funding Sub-Total</i>	\$1,958,000	\$860,050	\$607,174	\$643,376	\$803,162	\$4,871,762
	\$5,444,218	\$5,581,550	\$3,690,174	\$3,809,376	\$2,565,162	\$21,090,480

Department	2024	2025	2026	2027	2028	Total
Airport	\$685,000	\$150,000	\$430,000	\$65,000	\$751,500	\$2,081,500
Citywide	\$235,000	\$252,050	\$269,174	\$288,376	\$308,662	\$1,353,262
Fire	\$897,000	\$1,086,500	\$174,000	\$177,000	\$80,000	\$2,414,500
Information Technology	\$699,000	\$1,450,000	\$1,219,000	\$1,039,000	\$547,000	\$4,954,000
La Crosse Center	\$30,000	\$211,000	\$130,000	\$185,000	\$225,000	\$781,000
Library	-	\$525,000	-	-	-	\$525,000
Parks, Recreation and Forestry	\$240,000	\$350,000	\$268,000	\$400,000	\$295,000	\$1,553,000
Police	\$20,000	\$20,000	\$20,000	\$20,000	\$20,000	\$100,000
Refuse and Recycling	\$85,218	\$105,000	\$106,000	\$96,000	\$70,000	\$462,218
Sanitary Sewer Utility	\$681,000	\$42,000	-	\$420,000	\$32,000	\$1,175,000
Stormwater Utility	\$180,000	\$615,000	\$70,000	-	-	\$865,000
Streets	\$1,347,000	\$738,000	\$914,000	\$979,000	\$236,000	\$4,214,000
Water Utility	\$345,000	\$37,000	\$90,000	\$140,000	-	\$612,000
	\$5,444,218	\$5,581,550	\$3,690,174	\$3,809,376	\$2,565,162	\$21,090,480

Department (New Borrowing only)	2024	2025	2026	2027	2028	Total
Citywide	\$220,000	\$236,000	\$252,000	\$270,000	\$289,000	\$1,267,000
Fire	\$875,000	\$1,086,500	\$174,000	\$177,000	\$80,000	\$2,392,500
Information Technology	\$699,000	\$1,450,000	\$1,219,000	\$1,039,000	\$547,000	\$4,954,000
La Crosse Center	-	\$211,000	\$130,000	\$185,000	\$225,000	\$751,000
Library	-	\$525,000	-	-	-	\$525,000
Parks, Recreation and Forestry	\$240,000	\$350,000	\$268,000	\$400,000	\$295,000	\$1,553,000
Police	\$20,000	\$20,000	\$20,000	\$20,000	\$20,000	\$100,000
Refuse and Recycling	\$85,218	\$105,000	\$106,000	\$96,000	\$70,000	\$462,218
Streets	\$1,347,000	\$738,000	\$914,000	\$979,000	\$236,000	\$4,214,000
	\$3,486,218	\$4,721,500	\$3,083,000	\$3,166,000	\$1,762,000	\$16,218,718

Totals

2023 Total Funding
\$7,284,298
2023 New Borrowing
\$3,146,779
Total Future Funding
\$20,165,780



Funding Source	2023	2024	2025	2026	2027	Total
2 - Water Utility Funds	\$550,000	\$280,000	\$37,000	\$90,000	\$140,000	\$1,097,000
3 - Sanitary Sewer Utility	\$143,000	\$31,000	\$42,000	-	\$420,000	\$636,000
4 - New Bond Issue	\$3,146,779	\$3,139,954	\$2,649,587	\$1,986,216	\$1,830,377	\$12,752,913
6 - State/Federal Airport Funds	\$440,000	\$515,000	\$191,250	\$180,000	-	\$1,326,250
7 - State/Federal Dept. of Trans.	\$1,872,000	-	-	-	-	\$1,872,000
9 - Other Local Governments	\$13,981	\$14,021	\$14,061	\$14,764	\$15,502	\$72,329
10 - Other	\$425,538	-	-	-	-	\$425,538
11 - PFC Funds & Reimbursements	\$110,000	-	-	-	-	\$110,000
17 - Airport Operation Funds	\$170,000	\$110,000	\$75,750	\$175,000	\$65,000	\$595,750
19 - Parking Utility Funds	\$18,000	-	-	-	-	\$18,000
27 - Storm Water Utility	\$395,000	\$180,000	\$615,000	\$70,000	-	\$1,260,000
<i>New Borrowing Sub-Total</i>	\$3,146,779	\$3,139,954	\$2,649,587	\$1,986,216	\$1,830,377	\$12,752,913
<i>Other Funding Sub-Total</i>	\$4,137,519	\$1,130,021	\$975,061	\$529,764	\$640,502	\$7,412,867
	\$7,284,298	\$4,269,975	\$3,624,648	\$2,515,980	\$2,470,879	\$20,165,780

Department	2023	2024	2025	2026	2027	Total
Airport	\$720,000	\$625,000	\$267,000	\$355,000	\$65,000	\$2,032,000
Citywide	\$218,978	\$222,757	\$226,648	\$237,980	\$249,879	\$1,156,242
Fire	\$1,369,820	\$1,049,000	\$187,000	\$102,000	\$152,000	\$2,859,820
Information Technology	\$349,000	\$839,000	\$1,150,000	\$751,000	\$644,000	\$3,733,000
La Crosse Center	\$14,000	\$50,000	\$50,000	\$50,000	-	\$164,000
Municipal Transit	\$2,340,000	-	-	-	-	\$2,340,000
Parking	\$18,000	-	-	-	-	\$18,000
Parks, Recreation and Forestry	\$236,000	\$292,000	\$225,000	\$239,000	\$220,000	\$1,212,000
Police	\$20,000	\$20,000	\$20,000	\$20,000	\$20,000	\$100,000
Refuse and Recycling	\$36,000	\$61,218	\$92,000	-	\$16,000	\$205,218
Sanitary Sewer Utility	\$143,000	\$31,000	\$42,000	-	\$420,000	\$636,000
Stormwater Utility	\$395,000	\$180,000	\$615,000	\$70,000	-	\$1,260,000
Streets	\$874,500	\$620,000	\$713,000	\$601,000	\$544,000	\$3,352,500
Water Utility	\$550,000	\$280,000	\$37,000	\$90,000	\$140,000	\$1,097,000
	\$7,284,298	\$4,269,975	\$3,624,648	\$2,515,980	\$2,470,879	\$20,165,780

Department (New Borrowing only)	2023	2024	2025	2026	2027	Total
Citywide	\$204,997	\$208,736	\$212,587	\$223,216	\$234,377	\$1,083,913
Fire	\$944,282	\$1,049,000	\$187,000	\$102,000	\$152,000	\$2,434,282
Information Technology	\$349,000	\$839,000	\$1,150,000	\$751,000	\$644,000	\$3,733,000
La Crosse Center	\$14,000	\$50,000	\$50,000	\$50,000	-	\$164,000
Municipal Transit	\$468,000	-	-	-	-	\$468,000
Parks, Recreation and Forestry	\$236,000	\$292,000	\$225,000	\$239,000	\$220,000	\$1,212,000
Police	\$20,000	\$20,000	\$20,000	\$20,000	\$20,000	\$100,000
Refuse and Recycling	\$36,000	\$61,218	\$92,000	-	\$16,000	\$205,218
Streets	\$874,500	\$620,000	\$713,000	\$601,000	\$544,000	\$3,352,500
	\$3,146,779	\$3,139,954	\$2,649,587	\$1,986,216	\$1,830,377	\$12,752,913

Totals

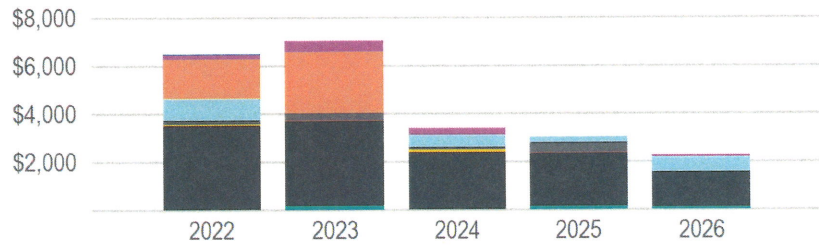
2022 Total Funding

\$6,503,865

2022 New Borrowing

\$3,501,596

Total Future Funding

\$22,207,952

■ WWU ■ Wt/Fed - DoT ■ SWU ■ PFC ■ Other Local ■ New Bonds ■ Airport
■ Wtr. Util. ■ Wt/Fed - Airport

(In Thousands of Dollars)

Funding Source	2022	2023	2024	2025	2026	Total
2 - Water Utility Funds	\$172,000	\$450,000	\$280,000	-	\$90,000	\$992,000
3 - Sanitary Sewer Utility	\$55,000	-	-	-	-	\$55,000
4 - New Bond Issue	\$3,501,596	\$3,561,669	\$2,377,747	\$2,218,433	\$1,452,500	\$13,111,945
6 - State/Federal Airport Funds	\$898,200	-	\$496,000	\$245,600	\$636,500	\$2,276,300
7 - State/Federal Dept. of Trans.	\$1,647,600	\$2,550,000	-	-	-	\$4,197,600
9 - Other Local Governments	\$13,669	\$13,707	\$13,746	\$13,785	-	\$54,907
11 - PFC Funds & Reimbursements	\$45,000	-	\$124,000	-	-	\$169,000
17 - Airport Operation Funds	\$10,800	\$154,000	-	\$133,900	\$82,500	\$381,200
27 - Storm Water Utility	\$160,000	\$295,000	\$95,000	\$420,000	-	\$970,000
<i>New Borrowing Sub-Total</i>	\$3,501,596	\$3,561,669	\$2,377,747	\$2,218,433	\$1,452,500	\$13,111,945
<i>Other Funding Sub-Total</i>	\$3,002,269	\$3,462,707	\$1,008,746	\$813,285	\$809,000	\$9,096,007
	\$6,503,865	\$7,024,376	\$3,386,493	\$3,031,718	\$2,261,500	\$22,207,952

Department	2022	2023	2024	2025	2026	Total
Airport	\$954,000	\$154,000	\$620,000	\$379,500	\$719,000	\$2,826,500
Fire	\$1,247,000	\$1,077,000	\$840,000	\$187,000	\$102,000	\$3,453,000
Information Technology	\$763,365	\$628,876	\$959,493	\$1,107,218	\$730,000	\$4,188,952
La Crosse Center	\$50,000	\$344,000	\$50,000	\$225,000	\$50,000	\$719,000
Municipal Transit	\$2,059,500	\$3,060,000	-	-	-	\$5,119,500
Parks, Recreation and Forestry	\$125,000	\$196,000	\$147,000	\$195,000	\$59,000	\$722,000
Police	\$20,000	\$20,000	\$20,000	\$20,000	\$20,000	\$100,000
Refuse and Recycling	\$10,000	\$13,500	\$60,000	\$75,000	\$10,500	\$169,000
Sanitary Sewer Utility	\$55,000	-	-	-	-	\$55,000
Stormwater Utility	\$160,000	\$295,000	\$95,000	\$420,000	-	\$970,000
Streets	\$888,000	\$786,000	\$315,000	\$423,000	\$481,000	\$2,893,000
Water Utility	\$172,000	\$450,000	\$280,000	-	\$90,000	\$992,000
	\$6,503,865	\$7,024,376	\$3,386,493	\$3,031,718	\$2,261,500	\$22,207,952

Department (New Borrowing only)	2022	2023	2024	2025	2026	Total
Fire	\$1,247,000	\$1,077,000	\$840,000	\$187,000	\$102,000	\$3,453,000
Information Technology	\$749,696	\$615,169	\$945,747	\$1,093,433	\$730,000	\$4,134,045
La Crosse Center	\$50,000	\$344,000	\$50,000	\$225,000	\$50,000	\$719,000
Municipal Transit	\$411,900	\$510,000	-	-	-	\$921,900
Parks, Recreation and Forestry	\$125,000	\$196,000	\$147,000	\$195,000	\$59,000	\$722,000
Police	\$20,000	\$20,000	\$20,000	\$20,000	\$20,000	\$100,000
Refuse and Recycling	\$10,000	\$13,500	\$60,000	\$75,000	\$10,500	\$169,000
Streets	\$888,000	\$786,000	\$315,000	\$423,000	\$481,000	\$2,893,000
	\$3,501,596	\$3,561,669	\$2,377,747	\$2,218,433	\$1,452,500	\$13,111,945