

The following graphs and charts were assembled from data taken from January of 2022 through December of 2024, although the earliest data from Latino Bar is from April of 2022 due to their spring opening. The findings of 2022, therefore, are skewed slightly in favor of Latino Bar as all other bars used for comparison were tracked since January of 2022.

Figure 1 (below) tracks the alcohol-related citations received in association with Latino Bar by month.

Figure 1.

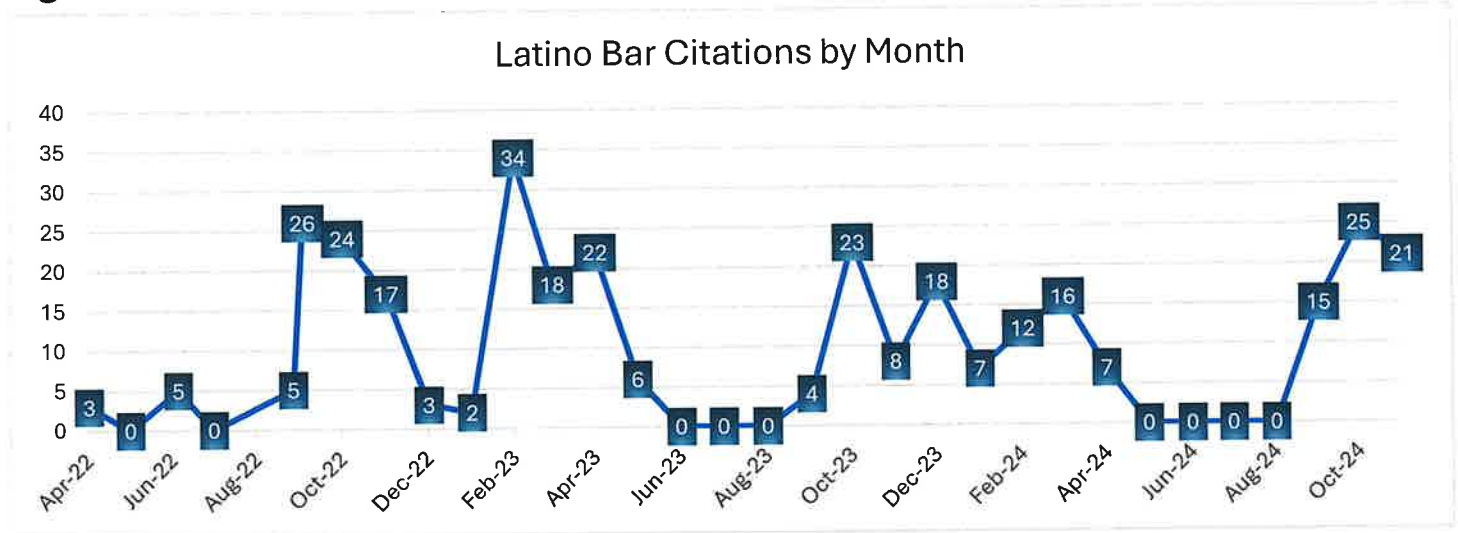


Figure 2 (below) analyzes the alcohol-related citations that have been received in relation to Latino Bar. This spans from April 2022-December 2024. Only 5% of the total citations were not underage citations, and these included multiple instances of the bar being cited for allowing underage persons in the bar. A 4-9 citation is issued for underage possession or consumption of alcohol. A 4-10 citation is issued for an underage person being in a bar. Finally, a 4-11 citation is an underage person with a false ID.

Figure 2.

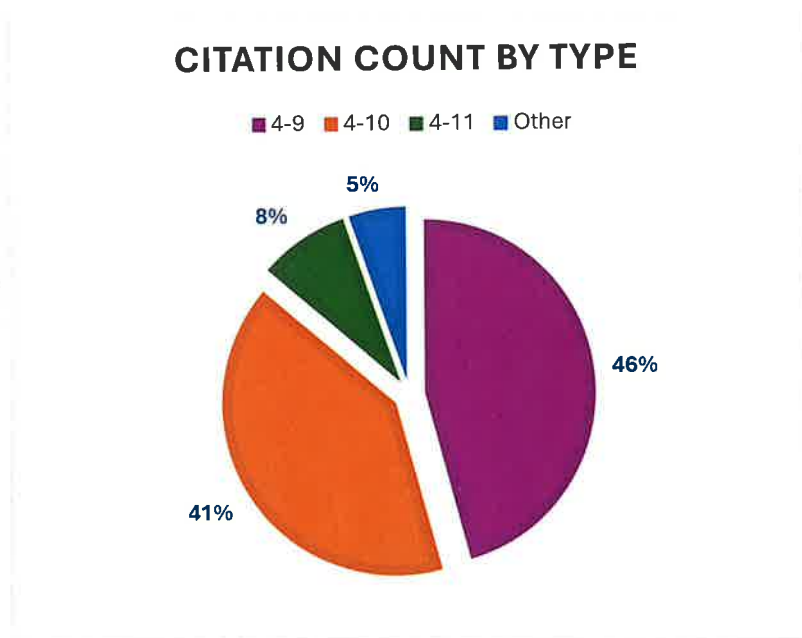


Figure 3 (below) represents the number of bar checks that each bar received in 2022, as well as the percentage of those bar checks which led to a written citation or warning. Because the latter (represented by the orange line) is a proportion of enforcement actions at each specific bar to the bar checks at those same bars, data can be more evenly compared. Of the twelve bars, Latino Bar was 8th in number of bar checks completed (most to fewest).

Figure 3.

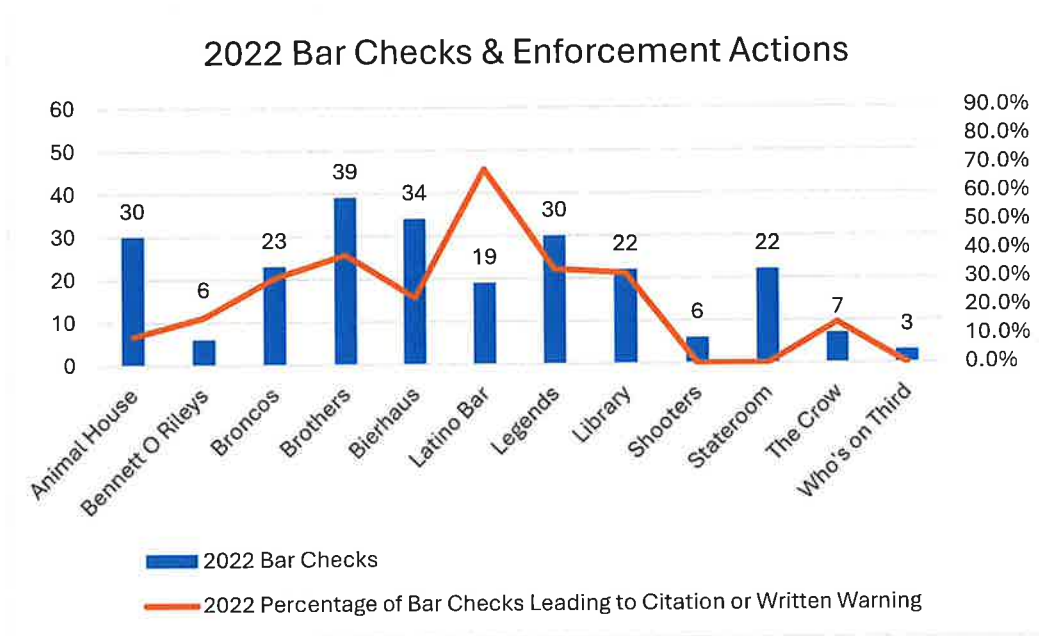


Figure 4 (below) represents the number of bar checks that each bar received in 2023, as well as the percentage of those bar checks which led to a written citation or warning. Of the twelve bars, Latino Bar was tied for 6th with State Room in number of bar checks completed (most to fewest).

Figure 4.

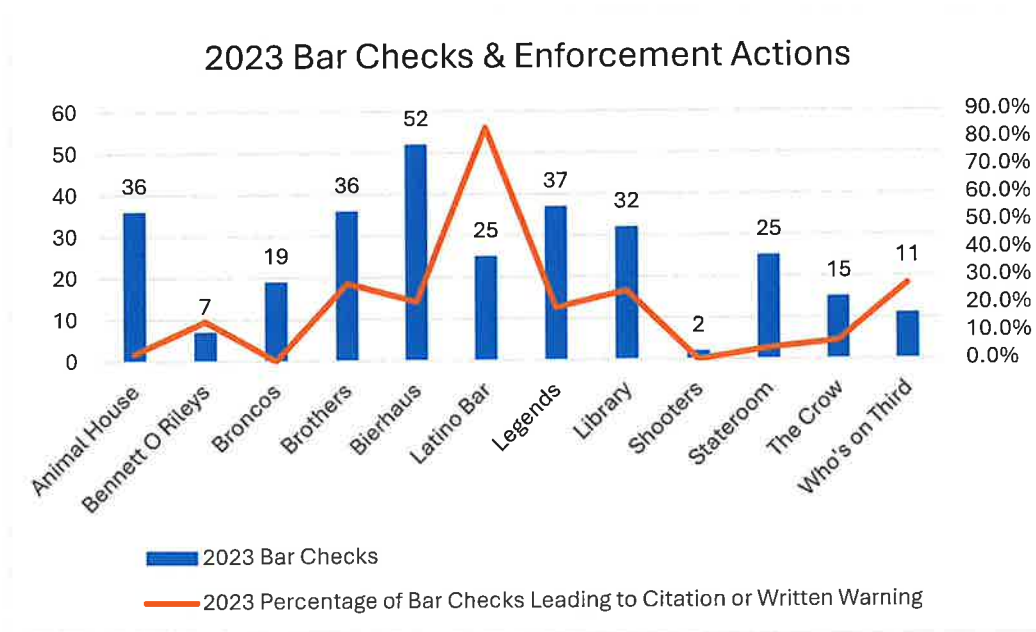


Figure 5 (below) represents the number of bar checks that each bar received in 2024, as well as the percentage of those bar checks which led to a written citation or warning. Of the twelve bars, Latino Bar was 5th in number of bar checks completed (most to fewest).

Figure 5.

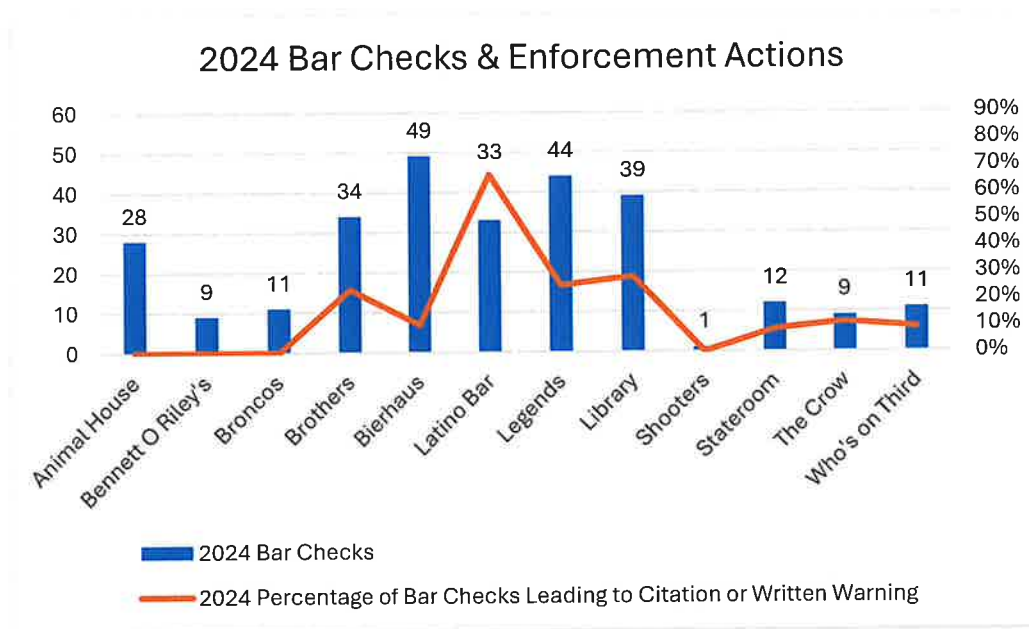


Figure 6 (below) is a compilation of the percentage of bar checks to citation/warning data from 2022 to 2024. The *smallest* difference in percentage of failed bar checks (those which lead to citation or warning) between Latino Bar and the next highest bar was in 2022. Latino Bar failed 68.4% of bar checks, and Brothers failed 38.4% of bar checks—a 29.9% difference, despite Brothers having over twice as many bar checks in 2022 as Latino Bar (39 vs. 19). The greatest difference in percentage between Latino Bar and the next highest bar was 56.2% in 2023 (again, between Latino Bar and Brothers). Though Latino Bar made some improvement between 2023 and 2024, it still failed its bar checks over twice as often as the next highest bar (Library failed 28%, while Latino Bar failed 64%).

Figure 6.

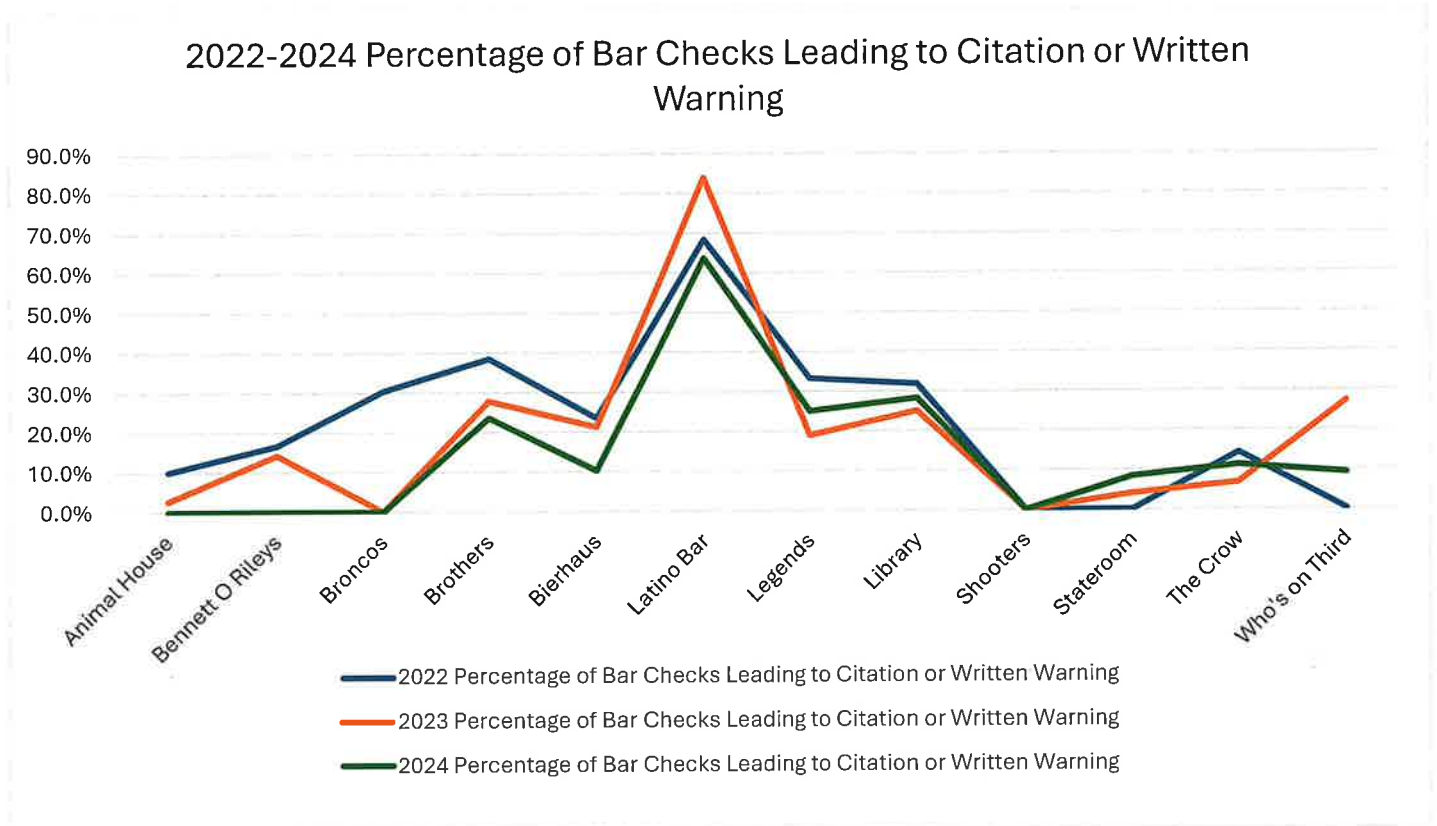


Figure 7 (below) compares the number of all alcohol-related citations received in association with each of the highlighted bars. The number of citations received by Latino Bar is greater than the numbers received by Library, Bierhaus, and Brothers combined. Additionally, because Latino Bar did not open until April of 2022 and data on the other bars is from January of 2022, the data is skewed slightly in favor of Latino Bar.

Figure 7.

