

LA CROSSE WISCONSIN



2021-2025 Capital Budget

Resolution 20-0861

Approved by Common Council - 7/9/2020

Cover and Report Design by Bryan Stockus
Cover Photo by Bob Good Photography

Introduction/Overview

The City of La Crosse is pleased to submit the 2021-2025 Approved Capital Improvement Plan (CIP) to the citizens of La Crosse and the City Council Members. The Plan is a 5-year plan, adopted by the City of La Crosse, detailing the capital outlays over the next 5 years that will serve and enrich the lives of City residents in line with the City's core values and mission. The CIP represents the City's plan for development and is intended to balance the City's capital needs with its fiscal responsibility and financial limitations. The five-year plan is reviewed on an annual basis to adjust for changing needs/priorities of the community and changing framework of ongoing projects.

CIP APPROPRIATIONS

The first year in the Capital Improvement Plan is the year that actual appropriations are authorized by the Common Council. The remaining four years are guides for future development of City infrastructure.

CAPITAL IMPROVEMENT PLAN POLICIES

The Capital Improvement Budget includes both Capital Equipment and Capital Projects. A Capital Project is defined in the municipal code as a project that is expected to have a useful life of over one year and provide a minimum asset value over \$20,000. Capital Equipment is an outlay for equipment that is expected to have a useful life of over one year and provide a minimum asset value over \$10,000.

The City will prepare and adopt a 5-year Capital Improvement Plan (CIP) to systematically identify, plan, schedule, finance, track, and monitor capital projects to ensure cost effectiveness as well as conformance to established policies.

New projects and equipment that require annual operating and maintenance costs must be added to the appropriate department's annual operating budget.

Any unanticipated projects and equipment not previously listed in the capital budget requiring immediate funding from the Capital Budget will require a two-thirds vote by the Common Council members present at the time of adoption to be included.

Project implementation shall be the responsibility of the Board of Public Works. The Board of Public Works will ensure that all projects enumerated and funded in the adopted annual Capital Improvement Budget are designed, bid, purchased, and constructed.

CIP PLANNING STRUCTURE

Capital project and equipment requests are submitted to the Finance Dept by each Department in the City. The CIP consists of two separate documents: A Capital Project Budget and a Capital Equipment Budget. There are two main committees that oversee the planning of the CIP. The Board of Public Works reviews and approves the Capital Equipment requests. The review and approval of the Capital Projects is the responsibility of the City Planning Commission. These respective boards approve the recommended budgets for ultimate approval by the Common Council.

Common Council

Martin Gaul

Council President, District 11

Andrea Richmond

Council Member, District 1

Barb Janssen

Council Member, District 3

Justice Weaver

Council Member, District 5

Gary Padesky

Council Member, District 7

Phillip Ostrem

Council Member, District 9

Roger Christians

Council Member, District 12

Scott Neumeister

Council Member, District 2

Larry Sleznikow

Council Member, District 4

Chris Kahlow

Council Member, District 6

Jessica Olson

Council Member, District 8

Paul Medinger

Council Member, District 10

Doug Happel

Council Member, District 13

City Planning Commission

Timothy Kabat

Mayor and Presiding Officer

Paul Medinger

Council Member and President of the Board of Park Commissioners

Scott Neumeister

Council Member

Elaine Yager

Citizen Member

Cassandra Woodward

Citizen Member

Chris Kahlow

Council Member

Randy Turtenwald

City Engineer

Paul Schoenfeld

Citizen Member

James Cherf

Citizen Member

Board of Public Works

Timothy Kabat

Mayor and Presiding Officer

Gary Padesky

Council Member

Randy Turtenwald

City Engineer

Phillip Ostrem

Council Member

Jason Gilman

City Planner

CAPITAL BUDGET REVIEW PROCESS

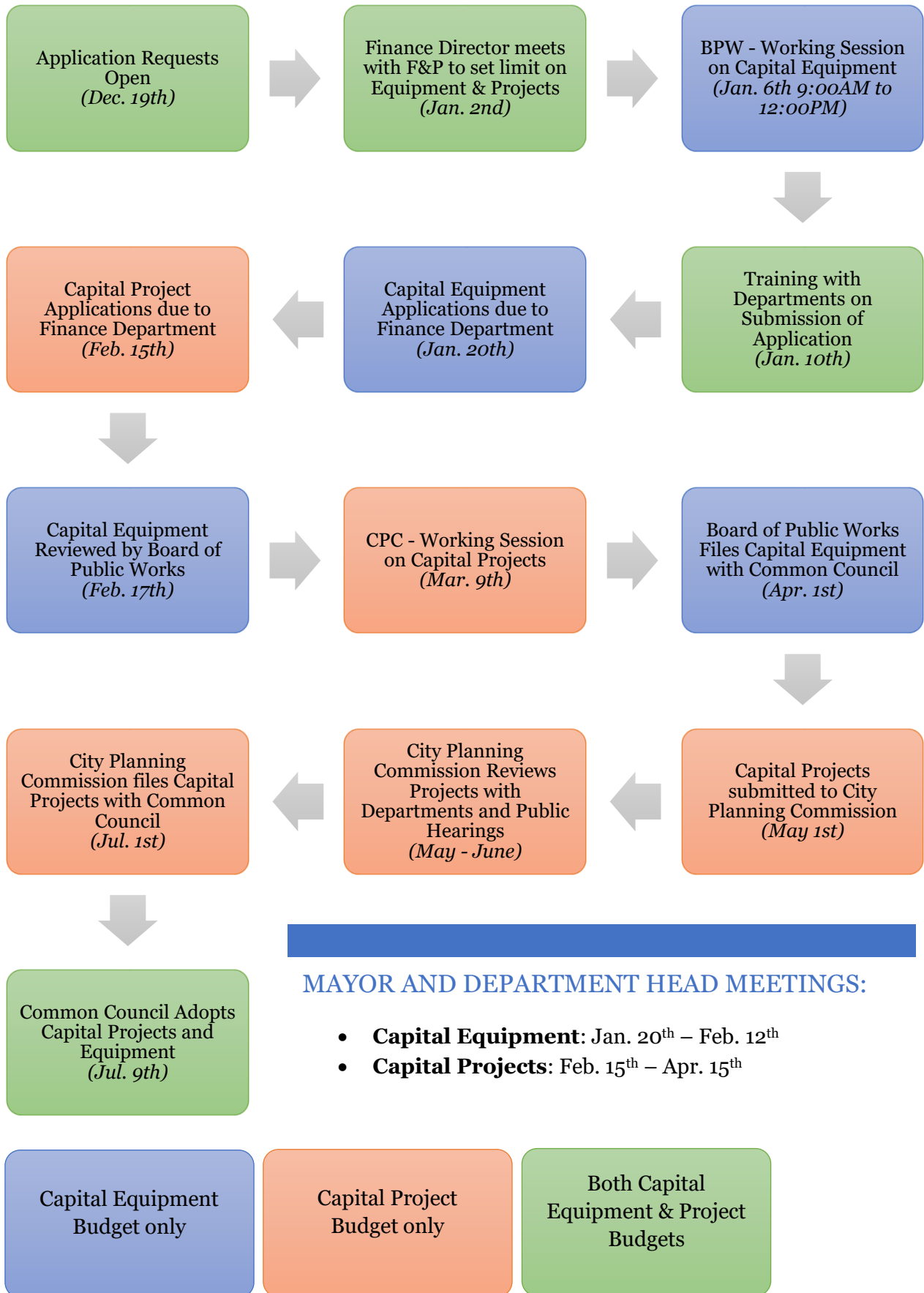


Table of Contents

Totals by Funding Source	1
Totals by Expenditure Category	3
Buildings & Grounds	5
City Hall	7
La Crosse Center	8
Library	9
Others	10
Capital Equipment	11
Flood Control, Harbors & Waterfront	13
Parks, Recreation & Forestry	15
Planning & Community Development	19
Economic Development	20
Housing	21
Plans & Studies	22
Public Safety	23
Transportation & Utilities	25
Streets	26
Streetscaping & Lighting	37
Utilities	40
Airport	44
Bridges	48
New Borrowing Requests	49

Totals by Funding Source

2021 Total Funding

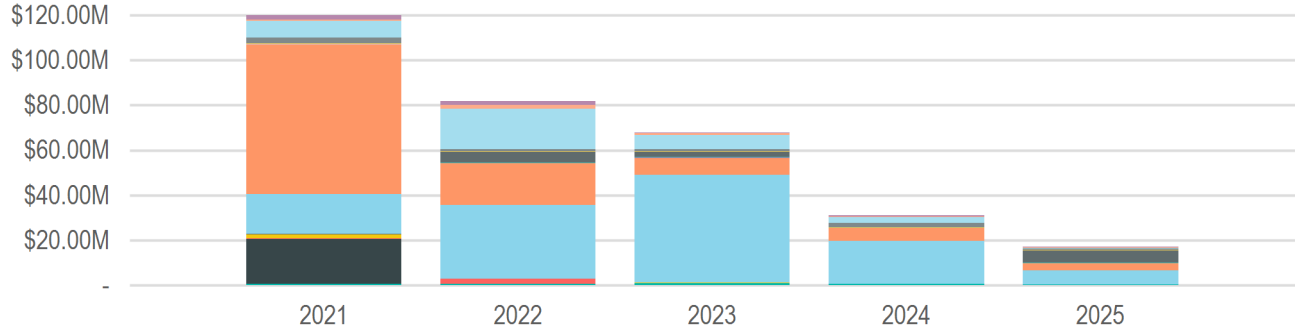
\$119,974,105

2021 New Borrowing

\$17,406,156

2021 City Funded

\$33,164,548



■ WWU ■ TIF Incr ■ Spec Assmts ■ Rev Borrow ■ Pett Park Imp ■ Harb Sink ■ GO Borrow ■ Exist Bonds ■ Developer ■ Airport
■ Water ■ SWU ■ Room Tax ■ Pkng Util ■ Harbor Tenant ■ Grants ■ Gen Fund ■ Donate

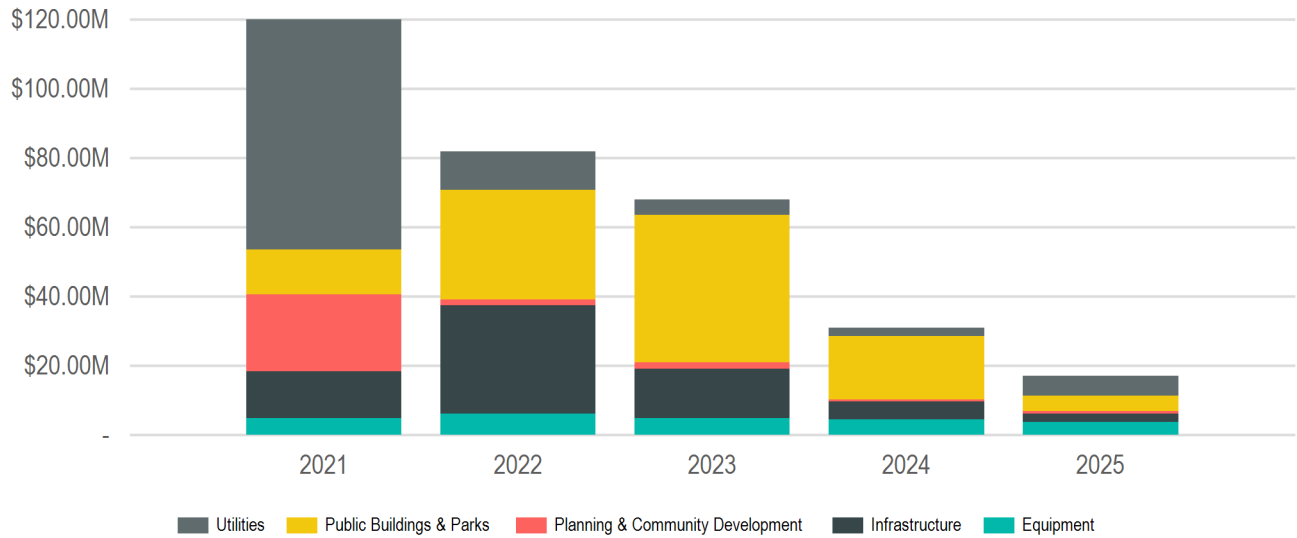
(In Thousands of Dollars)

Source	2021	2022	2023	2024	2025	Total
Borrowing	\$17,406,156	\$37,483,891	\$50,330,593	\$18,983,349	\$11,653,362	\$135,857,351
General Obligation Bonds/Notes	\$17,406,156	\$32,545,091	\$47,740,593	\$18,983,349	\$6,153,362	\$122,828,551
Revenue Bonds/Notes	-	\$4,938,800	\$2,590,000	-	\$5,500,000	\$13,028,800
Sanitary Sewer Utility	-	\$1,113,000	\$60,000	-	-	\$1,173,000
Storm Water Utility	-	\$2,434,800	\$2,530,000	-	\$5,500,000	\$10,464,800
Water Utility	-	\$1,391,000	-	-	-	\$1,391,000
Donations & Outside Funding	\$20,030,000	\$2,315,000	\$250,000	-	-	\$22,595,000
Developer Capital Contributions	\$19,780,000	-	-	-	-	\$19,780,000
Donations	\$250,000	\$2,315,000	\$250,000	-	-	\$2,815,000
Grants & Other Intergovernmental	\$66,779,557	\$18,841,267	\$7,671,766	\$5,857,599	\$3,462,563	\$102,612,752
Federal	\$1,288,016	\$9,509,361	\$4,409,237	\$4,922,625	\$3,257,545	\$23,386,784
Local	\$162,311	\$13,669	\$13,707	\$13,746	\$13,785	\$217,218
State	\$65,329,230	\$9,318,237	\$3,248,822	\$921,228	\$191,233	\$79,008,750
Operating Funds	\$6,227,847	\$5,092,788	\$3,069,549	\$3,589,751	\$1,490,316	\$19,470,251
Enterprise/Utility Funds	\$5,934,650	\$5,092,788	\$3,069,549	\$3,589,751	\$1,490,316	\$19,177,054
Airport Operating Funds	\$337,000	\$321,100	\$398,045	\$134,000	\$181,250	\$1,371,395
Parking Utility Funds	\$90,000	\$90,000	\$90,000	\$90,000	\$90,000	\$450,000
Passenger Facility Charges	\$365,650	\$368,288	\$439,004	\$538,751	\$254,566	\$1,966,259
Sanitary Sewer Equipment Replacement Funds	\$16,000	\$89,700	\$27,500	\$27,000	\$126,000	\$286,200
Sanitary Sewer Utility Funds	\$2,017,000	\$1,647,000	\$305,000	\$550,000	\$100,000	\$4,619,000
Storm Water Utility Funds	\$2,591,000	\$781,700	\$801,000	\$1,961,000	\$593,500	\$6,728,200
Water Utility Funds	\$518,000	\$1,795,000	\$1,009,000	\$289,000	\$145,000	\$3,756,000
General Fund	\$293,197	-	-	-	-	\$293,197
Streets Operating Budget	\$293,197	-	-	-	-	\$293,197
Other	\$1,960,845	\$20,837	\$230,000	-	-	\$2,211,682
Existing Bond Funds	\$1,941,000	-	\$230,000	-	-	\$2,171,000
Harbor Tenant Fees	\$19,845	\$20,837	-	-	-	\$40,682
Special Funds	\$100,000	-	\$110,250	-	-	\$210,250
Harbor Sinking Fund	-	-	\$110,250	-	-	\$110,250
Pettibone Park Improvement Fund	\$100,000	-	-	-	-	\$100,000
Taxation	\$7,469,700	\$18,173,600	\$6,265,500	\$2,614,600	\$525,000	\$35,048,400

Totals by Funding Source

Source	2021	2022	2023	2024	2025	Total
Room Tax	\$55,000	-	-	-	-	\$55,000
Special Assessments	\$100,000	\$100,000	\$100,000	\$100,000	\$100,000	\$500,000
TIF Increment	\$7,314,700	\$18,073,600	\$6,165,500	\$2,514,600	\$425,000	\$34,493,400
10 - Park Plaza	\$200,000	-	-	-	-	\$200,000
11 - Gateway Redevelopment	\$1,754,000	\$7,760,600	\$4,550,700	\$734,000	\$100,000	\$14,899,300
12 - Three Rivers Plaza	\$172,000	\$4,815,900	\$426,500	-	-	\$5,414,400
13 - Kwik Trip	\$2,213,000	\$1,312,700	\$300,000	\$1,444,600	\$300,000	\$5,570,300
14 - Gundersen Lutheran	\$1,760,000	\$1,275,000	\$65,900	\$336,000	\$25,000	\$3,461,900
15 - Chart	\$873,700	\$300,000	\$431,900	-	-	\$1,605,600
16 - LIPCO/Trane Plant 6	-	\$2,209,400	\$390,500	-	-	\$2,599,900
17 - Lot C Downtown	\$342,000	\$400,000	-	-	-	\$742,000
<i>New Borrowing Sub-Total</i>	\$17,406,156	\$37,483,891	\$50,330,593	\$18,983,349	\$11,653,362	\$135,857,351
<i>City Funded Sub-Total</i>	\$33,164,548	\$60,771,116	\$60,005,892	\$25,187,700	\$13,668,678	\$192,797,934
<i>Non-City Funded Sub-Total</i>	\$86,809,557	\$21,156,267	\$7,921,766	\$5,857,599	\$3,462,563	\$125,207,752
	\$119,974,105	\$81,927,383	\$67,927,658	\$31,045,299	\$17,131,241	\$318,005,686

Totals by Expenditure Category



Category	2021	2022	2023	2024	2025	Total
Equipment	\$4,837,973	\$6,218,660	\$4,820,500	\$4,567,395	\$3,714,847	\$24,159,375
Equipment and Tools	\$523,350	\$284,000	\$230,000	\$275,000	\$411,000	\$1,723,350
Technology Hardware and Software	\$841,623	\$820,660	\$1,066,500	\$890,395	\$766,347	\$4,385,525
Vehicles and Attachments	\$3,473,000	\$5,114,000	\$3,524,000	\$3,402,000	\$2,537,500	\$18,050,500
Infrastructure	\$13,487,838	\$31,249,286	\$14,289,950	\$5,019,300	\$2,421,300	\$66,467,674
Bridges	\$475,000	\$25,000	\$25,000	\$25,000	\$25,000	\$575,000
Fiber	\$70,000	\$90,000	\$70,000	\$70,000	\$70,000	\$370,000
Harbors, Docks and Waterways	\$99,225	\$1,304,186	\$1,811,250	\$1,260,000	\$1,200,000	\$5,674,661
Special Projects	\$77,000	\$267,000	-	-	-	\$344,000
Streets	\$12,646,613	\$27,848,100	\$12,263,700	\$3,544,300	\$1,006,300	\$57,309,013
<i>Bicycle and Pedestrian Improvements</i>	\$100,000	\$100,000	\$100,000	\$100,000	\$100,000	\$500,000
<i>DOT Projects</i>	\$170,000	-	-	-	-	\$170,000
<i>Street Improvements</i>	\$715,000	\$435,000	\$300,000	-	\$25,000	\$1,475,000
<i>Total Street Reconstruction</i>	\$11,521,613	\$27,013,100	\$11,613,700	\$3,244,300	\$881,300	\$54,274,013
<i>Traffic Signals</i>	\$140,000	\$300,000	\$250,000	\$200,000	-	\$890,000
Streetscaping	\$120,000	\$1,715,000	\$120,000	\$120,000	\$120,000	\$2,195,000
<i>Boulevard Trees</i>	-	\$75,000	-	-	-	\$75,000
<i>Street Lighting</i>	\$20,000	\$1,480,000	\$20,000	\$20,000	\$20,000	\$1,560,000
<i>Streetscaping</i>	\$100,000	\$160,000	\$100,000	\$100,000	\$100,000	\$560,000
Planning & Community Development	\$22,241,930	\$1,654,000	\$1,920,500	\$700,000	\$720,500	\$27,236,930
Economic Development	\$19,880,000	\$100,000	\$100,000	\$100,000	\$100,000	\$20,280,000
<i>Façade Renovation</i>	\$50,000	\$100,000	\$100,000	\$100,000	\$100,000	\$450,000
<i>Other</i>	\$50,000	-	-	-	-	\$50,000
<i>Riverside North</i>	\$19,780,000	-	-	-	-	\$19,780,000
Floodplain Improvements	\$800,000	\$600,000	\$600,000	\$400,000	\$400,000	\$2,800,000
Housing Rehabilitation	\$550,000	\$350,000	\$200,000	\$200,000	\$200,000	\$1,500,000
Miscellaneous	\$361,930	\$525,000	\$1,020,500	-	\$20,500	\$1,927,930
Neighborhoods	\$650,000	\$79,000	-	-	-	\$729,000
Public Buildings & Parks	\$12,914,364	\$31,701,237	\$42,618,708	\$18,242,604	\$4,464,594	\$109,941,507
Airport	\$2,402,000	\$7,366,237	\$7,097,108	\$5,817,604	\$3,064,594	\$25,747,543
<i>Other Buildings</i>	-	\$768,000	\$450,000	\$844,131	\$2,484,661	\$4,546,792
<i>Runways and Taxiways</i>	\$1,372,000	\$6,465,737	\$4,409,154	\$4,918,473	\$524,933	\$17,690,297
<i>Terminal</i>	\$1,030,000	\$132,500	\$2,237,954	\$55,000	\$55,000	\$3,510,454
Parks	\$3,954,000	\$10,865,000	\$2,250,000	\$1,700,000	\$1,100,000	\$19,869,000
<i>Aquatics Facilities</i>	-	-	-	\$200,000	\$200,000	\$400,000
<i>Boat Docks</i>	\$2,000,000	\$4,500,000	-	-	-	\$6,500,000
<i>General Improvements</i>	\$904,000	\$1,600,000	-	-	-	\$2,504,000
<i>Recreation Facilities</i>	\$300,000	\$800,000	\$1,300,000	\$1,000,000	\$400,000	\$3,800,000
<i>Sports Facilities</i>	\$600,000	\$3,765,000	\$750,000	\$300,000	\$300,000	\$5,715,000
<i>Trails</i>	\$150,000	\$200,000	\$200,000	\$200,000	\$200,000	\$950,000
Police & Fire Stations	\$4,553,364	\$9,610,000	\$31,741,600	\$10,000,000	-	\$55,904,964
<i>Fire Stations</i>	\$3,553,364	\$9,610,000	\$6,741,600	-	-	\$19,904,964
<i>Police Stations</i>	\$1,000,000	-	\$25,000,000	\$10,000,000	-	\$36,000,000

Totals by Expenditure Category

Category	2021	2022	2023	2024	2025	Total
Public Buildings	\$2,005,000	\$3,860,000	\$1,530,000	\$725,000	\$300,000	\$8,420,000
<i>City Hall</i>	\$1,140,000	\$2,060,000	\$800,000	\$425,000	\$300,000	\$4,725,000
<i>La Crosse Center</i>	\$55,000	\$800,000	\$405,000	\$50,000	-	\$1,310,000
<i>Library</i>	\$810,000	\$1,000,000	\$325,000	\$250,000	-	\$2,385,000
Utilities	\$66,492,000	\$11,104,200	\$4,278,000	\$2,516,000	\$5,810,000	\$90,200,200
Sanitary Sewer/Wastewater	\$64,081,000	\$4,332,000	\$365,000	\$550,000	\$100,000	\$69,428,000
<i>Lift Stations</i>	\$128,000	\$2,370,000	-	\$100,000	-	\$2,598,000
<i>Sanitary Sewer Mains</i>	\$1,953,000	\$1,962,000	\$365,000	\$450,000	\$100,000	\$4,830,000
<i>Wastewater Treatment Plant</i>	\$62,000,000	-	-	-	-	\$62,000,000
Storm Sewer/Stormwater	\$2,133,000	\$3,483,200	\$2,936,000	\$1,866,000	\$5,710,000	\$16,128,200
<i>Lift Stations</i>	\$1,000,000	-	-	-	-	\$1,000,000
<i>Other</i>	\$50,000	\$50,000	\$50,000	\$50,000	\$50,000	\$250,000
<i>Storm Sewer Mains</i>	\$1,083,000	\$3,433,200	\$2,886,000	\$1,816,000	\$5,660,000	\$14,878,200
Water	\$278,000	\$3,289,000	\$977,000	\$100,000	-	\$4,644,000
<i>Watermains</i>	\$78,000	\$2,395,000	\$477,000	\$100,000	-	\$3,050,000
<i>Wells, Pumphouses and Reservoir</i>	\$200,000	\$894,000	\$500,000	-	-	\$1,594,000
	\$119,974,105	\$81,927,383	\$67,927,658	\$31,045,299	\$17,131,241	\$318,005,686

Buildings & Grounds

2021 Total Funding

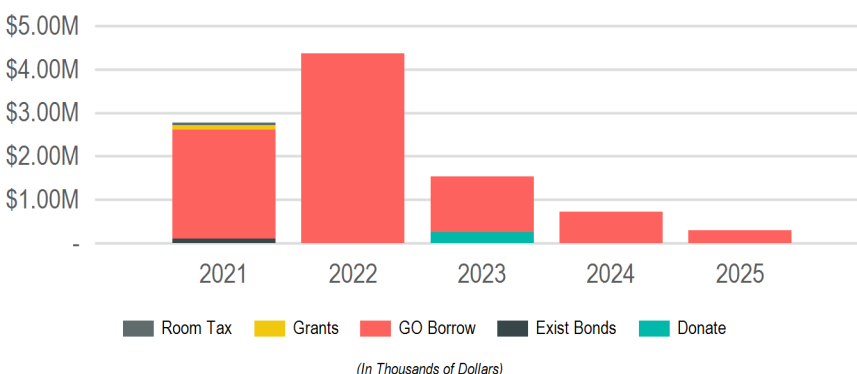
\$2,773,000

2021 New Borrowing

\$2,500,000

2021 City Funded

\$2,664,000



Summary

Project funding for Buildings & Grounds total \$2.77M in 2021 with funding consisting of new GO Bonds (\$2.5M), County Contributions (\$109K), existing GO Bond funds (\$109K), and La Crosse Center Room Tax (\$55K). The major projects to be completed are the City Hall 1st Floor renovations, City Hall Lobby (\$890K) and Council Chambers (\$250K), the Riverside Park Fish Hatchery Building (\$500K), and South Community Library remodel (\$500K). The Buildings & Ground capital plan focuses on improving the citizen service and workplace security within City Hall as well as maintaining deteriorating community buildings and infrastructure.

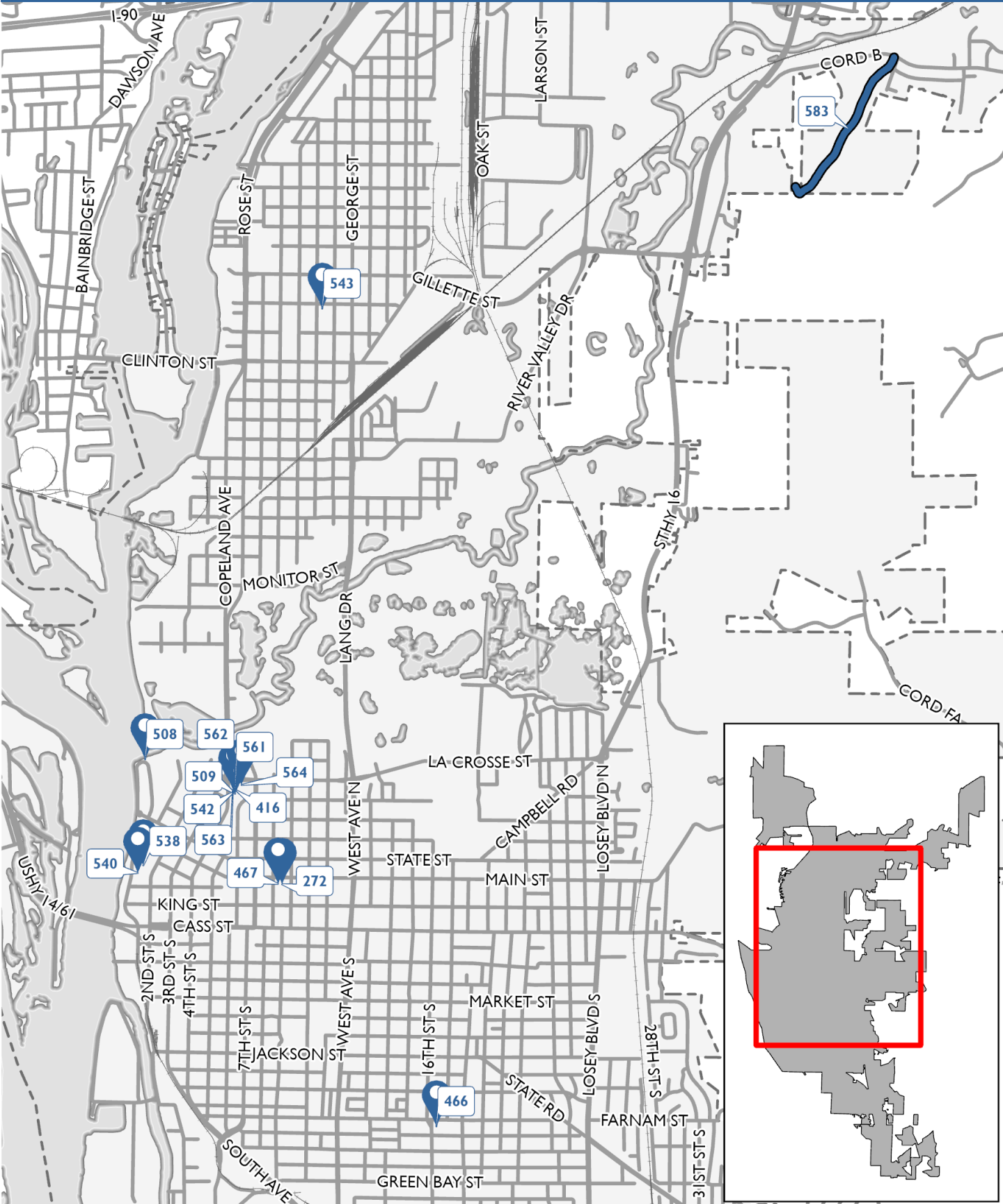
Sub Groups

Sub Group	2021	2022	2023	2024	2025	Total
City Hall	\$1,140,000	\$2,060,000	\$800,000	\$425,000	\$300,000	\$4,725,000
La Crosse Center	\$55,000	\$800,000	\$405,000	\$50,000	-	\$1,310,000
Library	\$810,000	\$1,000,000	\$325,000	\$250,000	-	\$2,385,000
Others	\$768,000	\$500,000	-	-	-	\$1,268,000
	\$2,773,000	\$4,360,000	\$1,530,000	\$725,000	\$300,000	\$9,688,000

Funding Sources

Source	2021	2022	2023	2024	2025	Total
Borrowing	\$2,500,000	\$4,360,000	\$1,280,000	\$725,000	\$300,000	\$9,165,000
General Obligation Bonds/Notes	\$2,500,000	\$4,360,000	\$1,280,000	\$725,000	\$300,000	\$9,165,000
Donations & Outside Funding	-	-	\$250,000	-	-	\$250,000
Donations	-	-	\$250,000	-	-	\$250,000
Grants & Other Intergovernmental	\$109,000	-	-	-	-	\$109,000
Local	\$109,000	-	-	-	-	\$109,000
Other	\$109,000	-	-	-	-	\$109,000
Existing Bond Funds	\$109,000	-	-	-	-	\$109,000
Taxation	\$55,000	-	-	-	-	\$55,000
Room Tax	\$55,000	-	-	-	-	\$55,000
	\$2,773,000	\$4,360,000	\$1,530,000	\$725,000	\$300,000	\$9,688,000

Overview Map



City Hall

2021 Total Funding

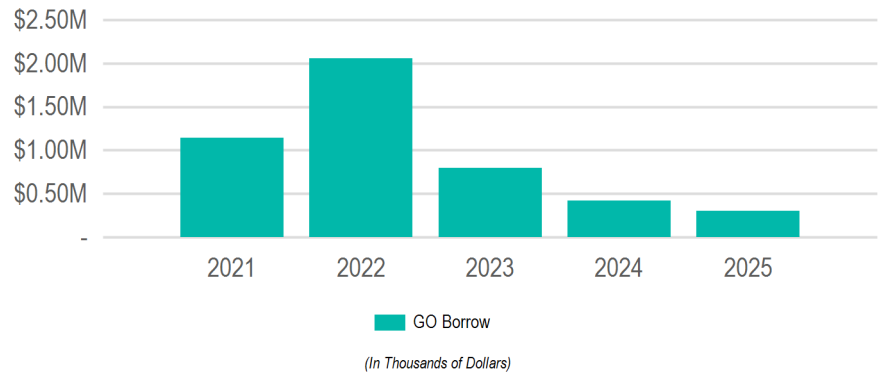
\$1,140,000

2021 New Borrowing

\$1,140,000

2021 City Funded

\$1,140,000



Funding Sources

Source	2021	2022	2023	2024	2025	Total
Borrowing	\$1,140,000	\$2,060,000	\$800,000	\$425,000	\$300,000	\$4,725,000
General Obligation Bonds/Notes	\$1,140,000	\$2,060,000	\$800,000	\$425,000	\$300,000	\$4,725,000
	\$1,140,000	\$2,060,000	\$800,000	\$425,000	\$300,000	\$4,725,000

Requests

Funding Source	Past	2021	2022	2023	2024	2025	Total
[645]: City Hall Lobby Renovation							
<i>Grounds and Buildings</i>							
Borrowing - General Obligation Bonds/Notes	-	\$890,000	\$610,000	-	-	-	\$1,500,000
	-	\$890,000	\$610,000	-	-	-	\$1,500,000
[509]: City Hall Council Chambers							
<i>Grounds and Buildings; Information Technology</i>							
Borrowing - General Obligation Bonds/Notes	-	\$250,000	\$250,000	-	-	-	\$500,000
	-	\$250,000	\$250,000	-	-	-	\$500,000
[562]: City Hall Air Handler Replacement							
<i>Grounds and Buildings</i>							
Borrowing - General Obligation Bonds/Notes	-	-	\$450,000	\$450,000	-	-	\$900,000
	-	-	\$450,000	\$450,000	-	-	\$900,000
[416]: City Hall 5th Floor Remodel							
<i>Information Technology</i>							
Borrowing - General Obligation Bonds/Notes	-	-	\$400,000	-	-	-	\$400,000
	-	-	\$400,000	-	-	-	\$400,000
[563]: City Hall Windows, Air Seal Replacements							
<i>Grounds and Buildings</i>							
Borrowing - General Obligation Bonds/Notes	-	-	\$200,000	\$200,000	\$200,000	\$200,000	\$800,000
	-	-	\$200,000	\$200,000	\$200,000	\$200,000	\$800,000
[561]: City Hall Plumbing Repairs/Bathroom Remodel							
<i>Grounds and Buildings</i>							
Borrowing - General Obligation Bonds/Notes	-	-	\$100,000	\$100,000	\$100,000	\$100,000	\$400,000
	-	-	\$100,000	\$100,000	\$100,000	\$100,000	\$400,000
[542]: City Hall Networking Cable Replacement							
<i>Information Technology</i>							
Borrowing - General Obligation Bonds/Notes	-	-	\$50,000	\$50,000	-	-	\$100,000
	-	-	\$50,000	\$50,000	-	-	\$100,000
[564]: City Hall Parking Lot							
<i>Grounds and Buildings</i>							
Borrowing - General Obligation Bonds/Notes	-	-	-	-	\$125,000	-	\$125,000
	-	-	-	-	\$125,000	-	\$125,000

La Crosse Center

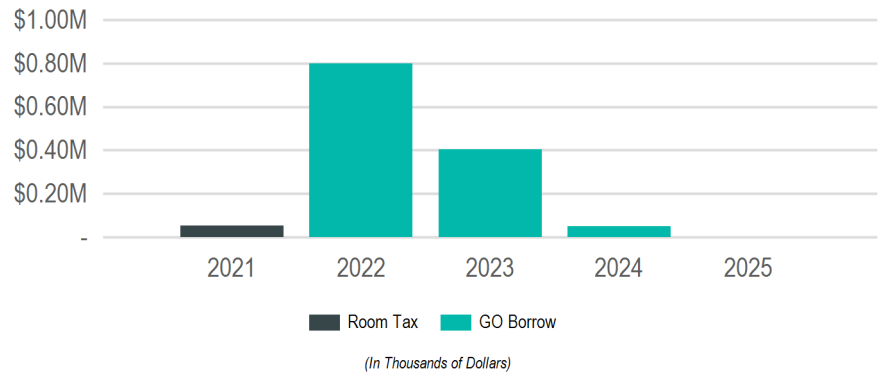
2021 Total Funding

\$55,000

2021 New Borrowing

2021 City Funded

\$55,000



Funding Sources

Source	2021	2022	2023	2024	2025	Total
Borrowing	-	\$800,000	\$405,000	\$50,000	-	\$1,255,000
General Obligation Bonds/Notes	-	\$800,000	\$405,000	\$50,000	-	\$1,255,000
Taxation	\$55,000	-	-	-	-	\$55,000
Room Tax	\$55,000	-	-	-	-	\$55,000
	\$55,000	\$800,000	\$405,000	\$50,000	-	\$1,310,000

Requests

Funding Source	Past	2021	2022	2023	2024	2025	Total
[538]: Refinishing and painting of the portable Basketball Court							
<i>La Crosse Center</i>							
Other - La Crosse Center Room Tax	-	\$55,000	-	-	-	-	\$55,000
	-	\$55,000	-	-	-	-	\$55,000
[643]: Roof Replacement for South Hall A and Lobby							
<i>La Crosse Center</i>							
Borrowing - General Obligation Bonds/Notes	-	-	\$750,000	-	-	-	\$750,000
	-	-	\$750,000	-	-	-	\$750,000
[644]: Furniture, Fixtures and Equipment Replacement							
<i>La Crosse Center</i>							
Borrowing - General Obligation Bonds/Notes	-	-	\$50,000	-	\$50,000	-	\$100,000
	-	-	\$50,000	-	\$50,000	-	\$100,000
[540]: Restroom remodeling in South Facility							
<i>La Crosse Center</i>							
Borrowing - General Obligation Bonds/Notes	-	-	-	\$360,000	-	-	\$360,000
	-	-	-	\$360,000	-	-	\$360,000
[642]: Sound System for South Hall B, Ballroom, Foyer and Boardrooms							
<i>La Crosse Center</i>							
Borrowing - General Obligation Bonds/Notes	-	-	-	\$45,000	-	-	\$45,000
	-	-	-	\$45,000	-	-	\$45,000

Library

2021 Total Funding

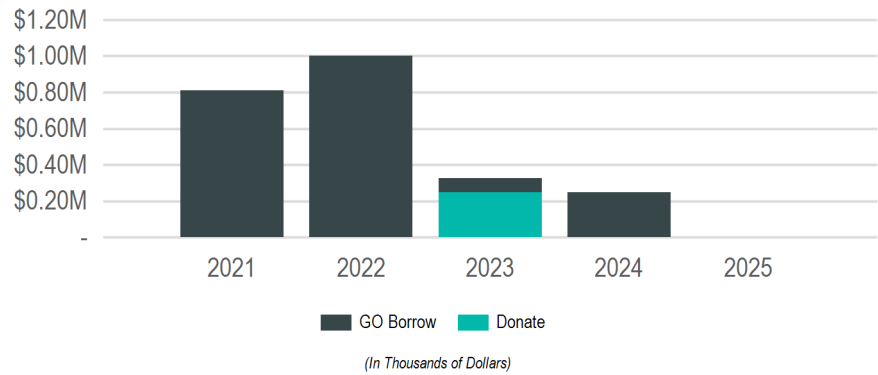
\$810,000

2021 New Borrowing

\$810,000

2021 City Funded

\$810,000



Funding Sources

Source	2021	2022	2023	2024	2025	Total
Borrowing	\$810,000	\$1,000,000	\$75,000	\$250,000	-	\$2,135,000
General Obligation Bonds/Notes	\$810,000	\$1,000,000	\$75,000	\$250,000	-	\$2,135,000
Donations & Outside Funding	-	-	\$250,000	-	-	\$250,000
Donations	-	-	\$250,000	-	-	\$250,000
	\$810,000	\$1,000,000	\$325,000	\$250,000	-	\$2,385,000

Requests

Funding Source	Past	2021	2022	2023	2024	2025	Total
[466]: South Community Library remodel							
<i>Library</i>							
Borrowing - General Obligation Bonds/Notes	-	\$500,000	\$1,000,000	-	-	-	\$1,500,000
	-	\$500,000	\$1,000,000	-	-	-	\$1,500,000
[272]: Main Library Flooring and Shelving							
<i>Library</i>							
Borrowing - General Obligation Bonds/Notes	-	\$310,000	-	-	-	-	\$310,000
Other - Existing Bond Funds	\$40,000	-	-	-	-	-	\$40,000
Other - Library Trustee Funds	\$110,000	-	-	-	-	-	\$110,000
	\$150,000	\$310,000	-	-	-	-	\$460,000
[467]: Main branch La Crosse Public Library Remodel							
<i>Library</i>							
Borrowing - General Obligation Bonds/Notes	-	-	-	\$75,000	\$175,000	-	\$250,000
Outside - Donations	-	-	-	\$250,000	-	-	\$250,000
	-	-	-	\$325,000	\$175,000	-	\$500,000
[543]: North Community Library Boiler Replacement							
<i>Library</i>							
Borrowing - General Obligation Bonds/Notes	-	-	-	-	\$75,000	-	\$75,000
	-	-	-	-	\$75,000	-	\$75,000

Others

2021 Total Funding

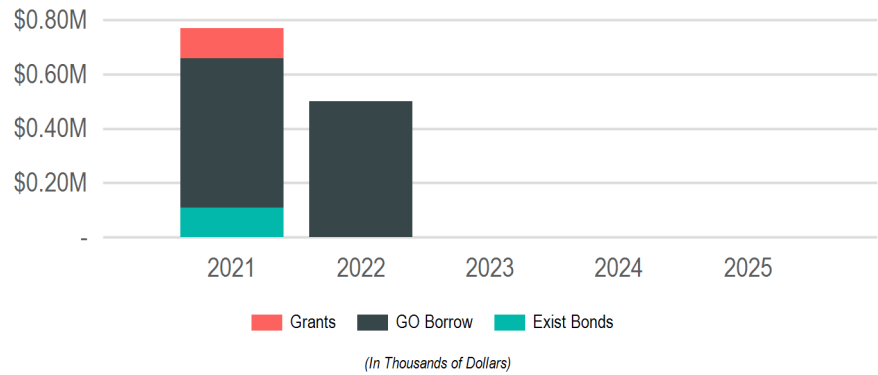
\$768,000

2021 New Borrowing

\$550,000

2021 City Funded

\$659,000



Funding Sources

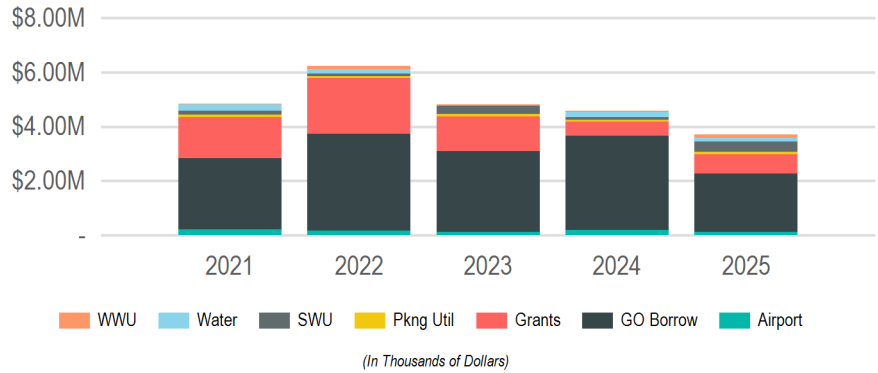
Source	2021	2022	2023	2024	2025	Total
Borrowing	\$550,000	\$500,000	-	-	-	\$1,050,000
General Obligation Bonds/Notes	\$550,000	\$500,000	-	-	-	\$1,050,000
Grants & Other Intergovernmental	\$109,000	-	-	-	-	\$109,000
Local	\$109,000	-	-	-	-	\$109,000
Other	\$109,000	-	-	-	-	\$109,000
Existing Bond Funds	\$109,000	-	-	-	-	\$109,000
	\$768,000	\$500,000	-	-	-	\$1,268,000

Requests

Funding Source	Past	2021	2022	2023	2024	2025	Total
[508]: Riverside Park - Fish Hatchery Bldg							
<i>Parks, Recreation and Forestry</i>							
Borrowing - General Obligation Bonds/Notes	-	\$500,000	\$500,000	-	-	-	\$1,000,000
	-	\$500,000	\$500,000	-	-	-	\$1,000,000
[583]: MVC Radio Tower Access Road							
<i>Information Technology; Streets</i>							
Grants - Local	-	\$109,000	-	-	-	-	\$109,000
Other - Existing Bond Funds	-	\$109,000	-	-	-	-	\$109,000
	-	\$218,000	-	-	-	-	\$218,000
[651]: Emergency Warning System Siren Replacement							
<i>Engineering</i>							
Borrowing - General Obligation Bonds/Notes	-	\$50,000	-	-	-	-	\$50,000
	-	\$50,000	-	-	-	-	\$50,000

Capital Equipment

2021 Total Funding
\$4,837,973
2021 New Borrowing
\$2,600,662
2021 City Funded
\$3,312,662



Funding Sources

Source	2021	2022	2023	2024	2025	Total
Borrowing	\$2,600,662	\$3,555,991	\$2,955,293	\$3,453,649	\$2,136,562	\$14,702,157
General Obligation Bonds/Notes	\$2,600,662	\$3,555,991	\$2,955,293	\$3,453,649	\$2,136,562	\$14,702,157
Grants & Other Intergovernmental	\$1,525,311	\$2,044,669	\$1,293,707	\$509,746	\$707,535	\$6,080,968
Federal	-	\$895,000	-	\$496,000	\$693,750	\$2,084,750
Local	\$53,311	\$13,669	\$13,707	\$13,746	\$13,785	\$108,218
State	\$1,472,000	\$1,136,000	\$1,280,000	-	-	\$3,888,000
Operating Funds	\$712,000	\$618,000	\$571,500	\$604,000	\$870,750	\$3,376,250
Enterprise/Utility Funds	\$712,000	\$618,000	\$571,500	\$604,000	\$870,750	\$3,376,250
Total	\$4,837,973	\$6,218,660	\$4,820,500	\$4,567,395	\$3,714,847	\$24,159,375

Departments

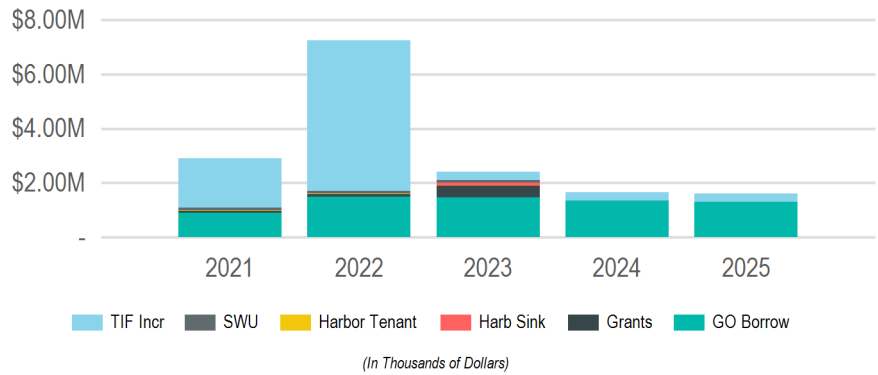
Funding Source	2021	2022	2023	2024	2025	Total
Airport						
Grants - Federal	-	\$895,000	-	\$496,000	\$693,750	\$2,084,750
Operating - Airport Operating Funds	\$225,000	\$125,000	\$127,000	\$79,000	\$126,250	\$682,250
Operating - Passenger Facility Charges	-	\$45,000	-	\$124,000	-	\$169,000
Total	\$225,000	\$1,065,000	\$127,000	\$699,000	\$820,000	\$2,936,000
Fire						
Borrowing - General Obligation Bonds/Notes	\$543,350	\$982,000	\$196,000	\$1,540,000	\$181,000	\$3,442,350
Total	\$543,350	\$982,000	\$196,000	\$1,540,000	\$181,000	\$3,442,350
Information Technology						
Borrowing - General Obligation Bonds/Notes	\$728,312	\$806,991	\$1,052,793	\$876,649	\$682,562	\$4,147,307
Grants - Local	\$53,311	\$13,669	\$13,707	\$13,746	\$13,785	\$108,218
Total	\$781,623	\$820,660	\$1,066,500	\$890,395	\$696,347	\$4,255,525
La Crosse Center						
Borrowing - General Obligation Bonds/Notes	-	\$90,000	-	-	\$175,000	\$265,000
Total	-	\$90,000	-	-	\$175,000	\$265,000
Municipal Transit Utility						
Borrowing - General Obligation Bonds/Notes	\$368,000	\$284,000	\$320,000	-	-	\$972,000
Grants - State	\$1,472,000	\$1,136,000	\$1,280,000	-	-	\$3,888,000
Total	\$1,840,000	\$1,420,000	\$1,600,000	-	-	\$4,860,000
Parking Utility						
Operating - Parking Utility Funds	\$90,000	\$90,000	\$90,000	\$90,000	\$90,000	\$450,000
Total	\$90,000	\$90,000	\$90,000	\$90,000	\$90,000	\$450,000
Parks, Recreation and Forestry						
Borrowing - General Obligation Bonds/Notes	\$184,000	\$270,000	\$229,000	\$217,000	\$275,000	\$1,175,000
Total	\$184,000	\$270,000	\$229,000	\$217,000	\$275,000	\$1,175,000
Police						
Borrowing - General Obligation Bonds/Notes	\$325,000	\$325,000	\$325,000	\$325,000	\$325,000	\$1,625,000
Total	\$325,000	\$325,000	\$325,000	\$325,000	\$325,000	\$1,625,000
Refuse and Recycling						
Borrowing - General Obligation Bonds/Notes	\$67,000	-	\$13,500	\$60,000	\$75,000	\$215,500
Total	\$67,000	-	\$13,500	\$60,000	\$75,000	\$215,500

Departments

Funding Source	2021	2022	2023	2024	2025	Total
Sanitary Sewer Utility						
Operating - Sanitary Sewer Utility Funds	-	\$20,000	-	-	-	\$20,000
Operating - WWU Equip. Replacement Funds	\$16,000	\$89,700	\$27,500	\$27,000	\$126,000	\$286,200
	\$16,000	\$109,700	\$27,500	\$27,000	\$126,000	\$306,200
Stormwater Utility						
Operating - Storm Water Utility Funds	\$141,000	\$87,300	\$295,000	\$95,000	\$383,500	\$1,001,800
	\$141,000	\$87,300	\$295,000	\$95,000	\$383,500	\$1,001,800
Streets						
Borrowing - General Obligation Bonds/Notes	\$385,000	\$798,000	\$819,000	\$435,000	\$423,000	\$2,860,000
	\$385,000	\$798,000	\$819,000	\$435,000	\$423,000	\$2,860,000
Water Utility						
Operating - Water Utility Funds	\$240,000	\$161,000	\$32,000	\$189,000	\$145,000	\$767,000
	\$240,000	\$161,000	\$32,000	\$189,000	\$145,000	\$767,000

Flood Control, Harbors & Waterfront

2021 Total Funding
\$2,899,225
2021 New Borrowing
\$900,000
2021 City Funded
\$2,819,845



Summary

Projects total \$2.89M for the Flood Control, Harbors & Waterfront with main project funding from TIF Increment (\$1.8M) and GO Bonds (\$900K). The major projects to be completed are new docking facilities at Riverside Park (\$2M) and hydraulic/levee improvements (\$500K). Flood Control, Harbors & Waterfront capital plan over the next 5 years will focus on developing the City’s waterways for recreation purposes and mitigate and prevent the effects that area flooding has on City residents and businesses.

Funding Sources

Source	2021	2022	2023	2024	2025	Total
Borrowing	\$900,000	\$1,500,000	\$1,460,000	\$1,360,000	\$1,300,000	\$6,520,000
General Obligation Bonds/Notes	\$900,000	\$1,500,000	\$1,460,000	\$1,360,000	\$1,300,000	\$6,520,000
Grants & Other Intergovernmental	\$79,380	\$83,349	\$441,000	-	-	\$603,729
Federal	-	-	\$441,000	-	-	\$441,000
State	\$79,380	\$83,349	-	-	-	\$162,729
Operating Funds	\$100,000	\$100,000	\$100,000	-	-	\$300,000
Enterprise/Utility Funds	\$100,000	\$100,000	\$100,000	-	-	\$300,000
Other	\$19,845	\$20,837	-	-	-	\$40,682
Harbor Tenant Fees	\$19,845	\$20,837	-	-	-	\$40,682
Special Funds	-	-	\$110,250	-	-	\$110,250
Harbor Sinking Fund	-	-	\$110,250	-	-	\$110,250
Taxation	\$1,800,000	\$5,550,000	\$300,000	\$300,000	\$300,000	\$8,250,000
TIF Increment	\$1,800,000	\$5,550,000	\$300,000	\$300,000	\$300,000	\$8,250,000
	\$2,899,225	\$7,254,186	\$2,411,250	\$1,660,000	\$1,600,000	\$15,824,661

Requests

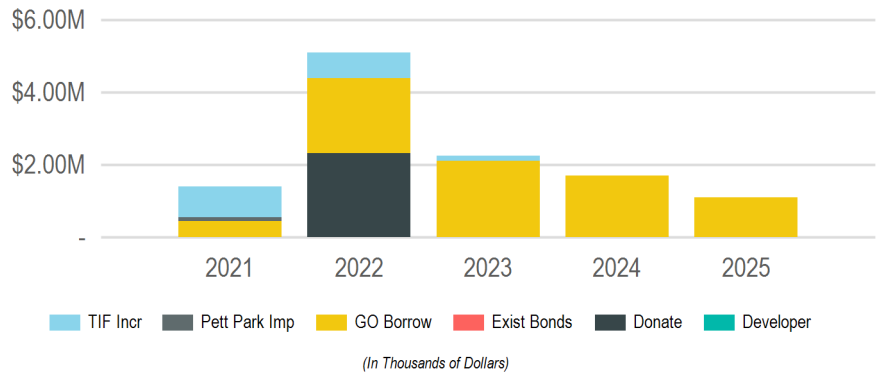
Funding Source	Past	2021	2022	2023	2024	2025	Total
[161]: Riverside Park Levee - Phase III							
<i>Engineering; Parks, Recreation and Forestry</i>							
Borrowing - General Obligation Bonds/Notes	-	\$200,000	-	-	-	-	\$200,000
Other - TIF Increment - 11	-	\$1,600,000	\$4,500,000	-	-	-	\$6,100,000
Other - TIF Increment - 17	-	\$200,000	-	-	-	-	\$200,000
	-	\$2,000,000	\$4,500,000	-	-	-	\$6,500,000
[158]: Hydraulic/Levee Improvements							
<i>Streets</i>							
Borrowing - General Obligation Bonds/Notes	-	\$500,000	-	-	-	-	\$500,000
	-	\$500,000	-	-	-	-	\$500,000
[168]: Pammel Creek Repairs							
<i>Engineering</i>							
Borrowing - General Obligation Bonds/Notes	\$157,500	\$100,000	\$100,000	\$100,000	-	-	\$457,500
Operating - Storm Water Utility Funds	\$157,500	\$100,000	\$100,000	\$100,000	-	-	\$457,500
	\$315,000	\$200,000	\$200,000	\$200,000	-	-	\$915,000
[551]: Marsh Hydrological Study							
<i>Parks, Recreation and Forestry</i>							
Borrowing - General Obligation Bonds/Notes	-	\$100,000	\$100,000	\$100,000	\$100,000	\$100,000	\$500,000
	-	\$100,000	\$100,000	\$100,000	\$100,000	\$100,000	\$500,000

Requests

Funding Source	Past	2021	2022	2023	2024	2025	Total
[241]: North Side Dock Repair							
<i>Planning and Development</i>							
Grants - State	-	\$79,380	-	-	-	-	\$79,380
Other - Harbor Tenant Fees	-	\$19,845	-	-	-	-	\$19,845
	-	\$99,225	-	-	-	-	\$99,225
[624]: Flood Levee Rehabilitation							
<i>Engineering</i>							
Borrowing - General Obligation Bonds/Notes	-	-	\$1,200,000	\$1,200,000	\$1,200,000	\$1,200,000	\$4,800,000
	-	-	\$1,200,000	\$1,200,000	\$1,200,000	\$1,200,000	\$4,800,000
[567]: Municipal Boat Harbor Parking Facility							
<i>Parks, Recreation and Forestry</i>							
Other - TIF Increment - 14	-	-	\$750,000	-	-	-	\$750,000
	-	-	\$750,000	-	-	-	\$750,000
[91]: Floodplain Relief Fund							
<i>Planning and Development</i>							
Other - TIF Increment - 13	\$250,000	-	\$300,000	\$300,000	\$300,000	\$300,000	\$1,450,000
	\$250,000	-	\$300,000	\$300,000	\$300,000	\$300,000	\$1,450,000
[236]: Isle La Plume Dock Repairs							
<i>Planning and Development</i>							
Grants - State	-	-	\$83,349	-	-	-	\$83,349
Other - Harbor Tenant Fees	-	-	\$20,837	-	-	-	\$20,837
	-	-	\$104,186	-	-	-	\$104,186
[555]: Riverside Point Waterway Development Plan							
<i>Parks, Recreation and Forestry</i>							
Borrowing - General Obligation Bonds/Notes	-	-	\$100,000	-	-	-	\$100,000
	-	-	\$100,000	-	-	-	\$100,000
[238]: Isle La Plume Access Improvements							
<i>Planning and Development</i>							
Grants - Federal	-	-	-	\$441,000	-	-	\$441,000
Special - Harbor Sinking Funds	-	-	-	\$110,250	-	-	\$110,250
	-	-	-	\$551,250	-	-	\$551,250
[243]: Port of La Crosse Harbor and Waterfront Plan Update							
<i>Planning and Development</i>							
Borrowing - General Obligation Bonds/Notes	-	-	-	\$60,000	\$60,000	-	\$120,000
	-	-	-	\$60,000	\$60,000	-	\$120,000

Parks, Recreation & Forestry

2021 Total Funding
\$1,399,000
2021 New Borrowing
\$450,000
2021 City Funded
\$1,399,000



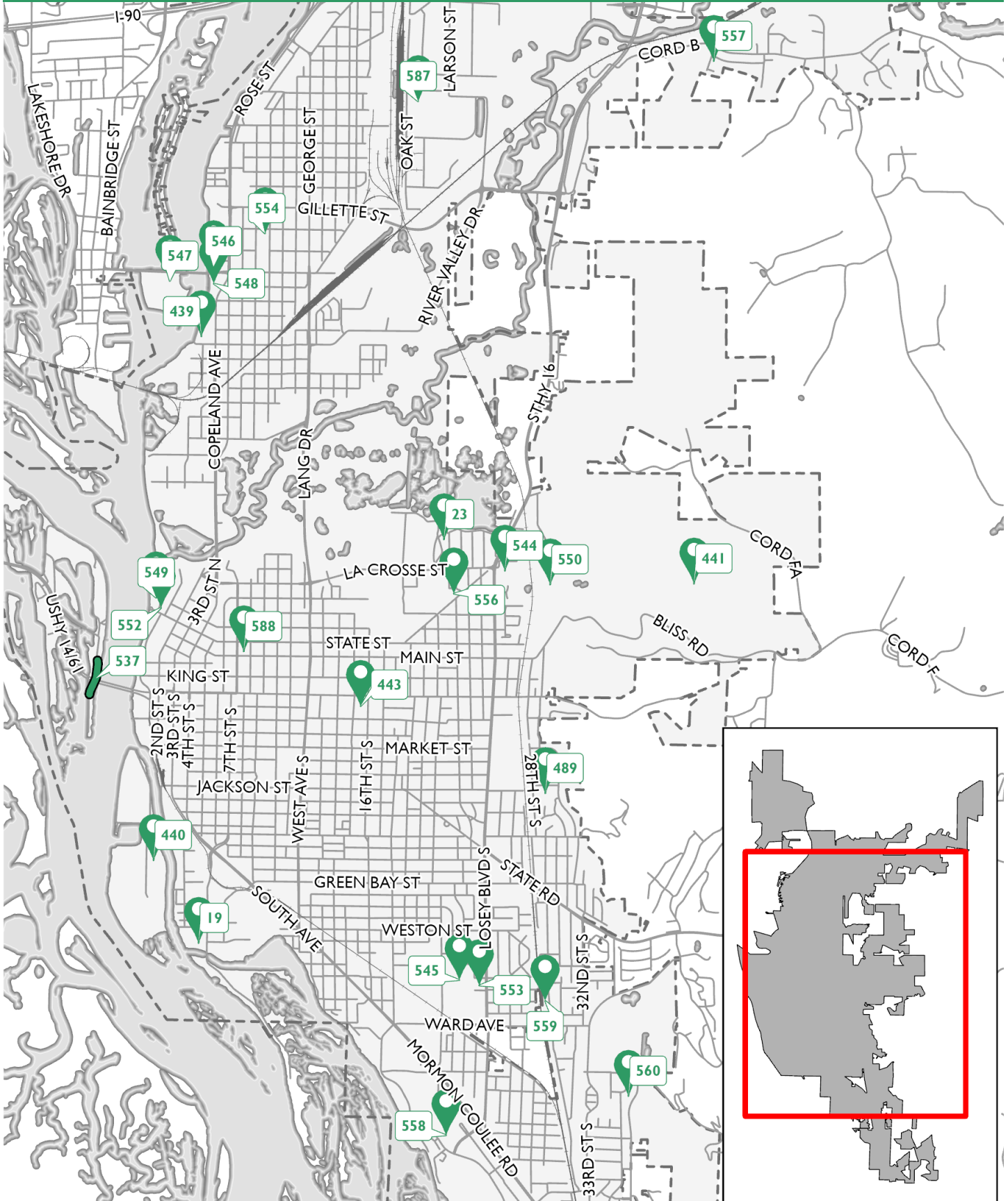
Summary

Parks & Rec projects total \$1.39M in 2021 with funding split between GO bonds (\$450K), TIF Increment (\$849K), and Special Revenue Funds (\$100K). Major projects include the Green Island Tennis Facility (\$300K), a shelter for Weigent Park (\$300K), Pettibone Road Improvements for year-round road access (\$300K), Carroll Park Improvements (\$300K), and Trail System Improvements (\$150K). The Parks Department’s capital plan focuses on updating the City’s parks equipment and amenities and continuing to cultivate the City’s vast hiking network.

Funding Sources

Source	2021	2022	2023	2024	2025	Total
Borrowing	\$450,000	\$2,073,000	\$2,100,000	\$1,700,000	\$1,100,000	\$7,423,000
General Obligation Bonds/Notes	\$450,000	\$2,073,000	\$2,100,000	\$1,700,000	\$1,100,000	\$7,423,000
Donations & Outside Funding	-	\$2,315,000	-	-	-	\$2,315,000
Donations	-	\$2,315,000	-	-	-	\$2,315,000
Special Funds	\$100,000	-	-	-	-	\$100,000
Pettibone Park Improvement Fund	\$100,000	-	-	-	-	\$100,000
Taxation	\$849,000	\$700,000	\$150,000	-	-	\$1,699,000
TIF Increment	\$849,000	\$700,000	\$150,000	-	-	\$1,699,000
	\$1,399,000	\$5,088,000	\$2,250,000	\$1,700,000	\$1,100,000	\$11,537,000

Overview Map



Requests

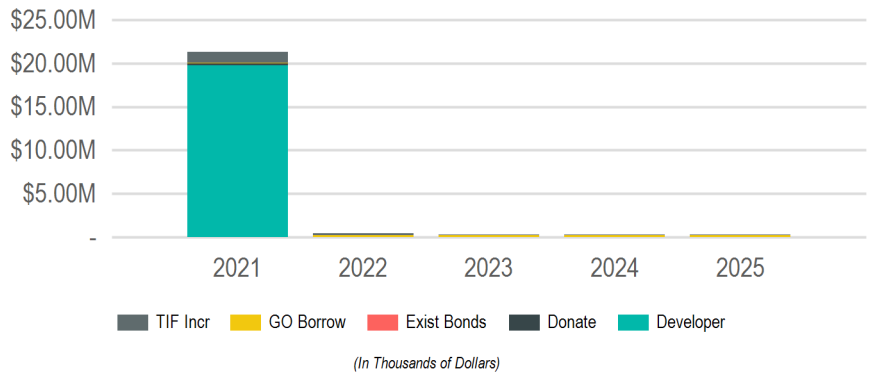
Funding Source	Past	2021	2022	2023	2024	2025	Total
[19]: Green Island Tennis Facility Phase 1							
<i>Parks, Recreation and Forestry</i>							
Other - TIF Increment - 14	-	\$300,000	-	-	-	-	\$300,000
Outside - Developer Capital Contributions	\$400,000	-	-	-	-	-	\$400,000
Outside - Donations	\$1,500,000	-	-	-	-	-	\$1,500,000
	\$1,900,000	\$300,000	-	-	-	-	\$2,200,000
[440]: Carroll Park Improvements							
<i>Parks, Recreation and Forestry</i>							
Borrowing - General Obligation Bonds/Notes	-	-	\$450,000	-	-	-	\$450,000
Other - TIF Increment - 14	-	\$300,000	-	-	-	-	\$300,000
Outside - Developer Capital Contributions	\$620,000	-	-	-	-	-	\$620,000
	\$620,000	\$300,000	\$450,000	-	-	-	\$1,370,000
[443]: Weigent Park Shelter							
<i>Parks, Recreation and Forestry</i>							
Borrowing - General Obligation Bonds/Notes	-	\$300,000	-	-	-	-	\$300,000
	-	\$300,000	-	-	-	-	\$300,000
[537]: Pettibone Road Improvements							
<i>Parks, Recreation and Forestry</i>							
Other - TIF Increment - 10	-	\$200,000	-	-	-	-	\$200,000
Special - Pettibone Park Improve. Funds	-	\$100,000	-	-	-	-	\$100,000
	-	\$300,000	-	-	-	-	\$300,000
[441]: Trails / Bluffland							
<i>Parks, Recreation and Forestry</i>							
Borrowing - General Obligation Bonds/Notes	\$200,000	\$150,000	\$200,000	\$200,000	\$200,000	\$200,000	\$1,150,000
	\$200,000	\$150,000	\$200,000	\$200,000	\$200,000	\$200,000	\$1,150,000
[587]: Campbell Cemetery Improvements							
<i>Parks, Recreation and Forestry; Planning and Development</i>							
Other - TIF Increment - 13	-	\$25,000	-	-	-	-	\$25,000
	-	\$25,000	-	-	-	-	\$25,000
[588]: Burns Park Sidewalk							
<i>Parks, Recreation and Forestry</i>							
Other - TIF Increment - 11	-	\$24,000	-	-	-	-	\$24,000
	-	\$24,000	-	-	-	-	\$24,000
[641]: Green Island Tennis Facility Phase 2							
<i>Parks, Recreation and Forestry</i>							
Other - TIF Increment - 14	-	-	\$200,000	-	-	-	\$200,000
Outside - Donations	-	-	\$2,315,000	-	-	-	\$2,315,000
	-	-	\$2,515,000	-	-	-	\$2,515,000
[23]: Myrick Park Playground							
<i>Parks, Recreation and Forestry</i>							
Borrowing - General Obligation Bonds/Notes	\$50,000	-	\$500,000	\$500,000	-	-	\$1,050,000
	\$50,000	-	\$500,000	\$500,000	-	-	\$1,050,000
[439]: Copeland Park Walk of Fame/Sidewalks							
<i>Parks, Recreation and Forestry</i>							
Other - TIF Increment - 16	-	-	\$350,000	-	-	-	\$350,000
	-	-	\$350,000	-	-	-	\$350,000
[550]: Forest Hills Irrigation System							
<i>Parks, Recreation and Forestry</i>							
Borrowing - General Obligation Bonds/Notes	-	-	\$300,000	\$300,000	\$300,000	\$300,000	\$1,200,000
	-	-	\$300,000	\$300,000	\$300,000	\$300,000	\$1,200,000
[552]: Riverside Park Bathrooms							
<i>Parks, Recreation and Forestry</i>							
Borrowing - General Obligation Bonds/Notes	-	-	\$250,000	-	-	-	\$250,000
	-	-	\$250,000	-	-	-	\$250,000
[545]: Erickson Pickleball Courts/Parking Lot							
<i>Parks, Recreation and Forestry</i>							
Other - TIF Increment - 15	-	-	\$150,000	\$150,000	-	-	\$300,000
	-	-	\$150,000	\$150,000	-	-	\$300,000
[549]: Riverside Electric Site Plan							
<i>Parks, Recreation and Forestry</i>							
Borrowing - General Obligation Bonds/Notes	-	-	\$100,000	-	-	-	\$100,000
	-	-	\$100,000	-	-	-	\$100,000

Requests

Funding Source	Past	2021	2022	2023	2024	2025	Total
[556]: Crowley Park							
<i>Parks, Recreation and Forestry</i>							
Borrowing - General Obligation Bonds/Notes	-	-	\$100,000	-	-	-	\$100,000
	-	-	\$100,000	-	-	-	\$100,000
[559]: Glendale Park							
<i>Parks, Recreation and Forestry</i>							
Borrowing - General Obligation Bonds/Notes	-	-	\$100,000	-	-	-	\$100,000
	-	-	\$100,000	-	-	-	\$100,000
[460]: Wittenberg Park Environmental Analysis and Fill							
<i>Planning and Development</i>							
Borrowing - General Obligation Bonds/Notes	-	-	\$50,000	-	-	-	\$50,000
	-	-	\$50,000	-	-	-	\$50,000
[489]: Bluffview Park Accessory Items							
<i>Planning and Development</i>							
Borrowing - General Obligation Bonds/Notes	-	-	\$23,000	-	-	-	\$23,000
	-	-	\$23,000	-	-	-	\$23,000
[546]: East Copeland Parking Lot							
<i>Parks, Recreation and Forestry</i>							
Borrowing - General Obligation Bonds/Notes	-	-	-	\$400,000	-	-	\$400,000
	-	-	-	\$400,000	-	-	\$400,000
[548]: Copeland Park Shelters							
<i>Parks, Recreation and Forestry</i>							
Borrowing - General Obligation Bonds/Notes	-	-	-	\$300,000	\$300,000	\$300,000	\$900,000
	-	-	-	\$300,000	\$300,000	\$300,000	\$900,000
[544]: Forest Hills Tennis Courts							
<i>Parks, Recreation and Forestry</i>							
Borrowing - General Obligation Bonds/Notes	-	-	-	\$300,000	-	-	\$300,000
	-	-	-	\$300,000	-	-	\$300,000
[558]: Seminary Park							
<i>Parks, Recreation and Forestry</i>							
Borrowing - General Obligation Bonds/Notes	-	-	-	\$100,000	-	-	\$100,000
	-	-	-	\$100,000	-	-	\$100,000
[547]: West Copeland Parking Lot							
<i>Parks, Recreation and Forestry</i>							
Borrowing - General Obligation Bonds/Notes	-	-	-	-	\$600,000	-	\$600,000
	-	-	-	-	\$600,000	-	\$600,000
[553]: Erickson Pool							
<i>Parks, Recreation and Forestry</i>							
Borrowing - General Obligation Bonds/Notes	-	-	-	-	\$200,000	-	\$200,000
	-	-	-	-	\$200,000	-	\$200,000
[557]: Merry Meadows Park							
<i>Parks, Recreation and Forestry</i>							
Borrowing - General Obligation Bonds/Notes	-	-	-	-	\$100,000	-	\$100,000
	-	-	-	-	\$100,000	-	\$100,000
[554]: Northside Community Pool							
<i>Parks, Recreation and Forestry</i>							
Borrowing - General Obligation Bonds/Notes	-	-	-	-	-	\$200,000	\$200,000
	-	-	-	-	-	\$200,000	\$200,000
[560]: Hass Park							
<i>Parks, Recreation and Forestry</i>							
Borrowing - General Obligation Bonds/Notes	-	-	-	-	-	\$100,000	\$100,000
	-	-	-	-	-	\$100,000	\$100,000

Planning & Community Development

2021 Total Funding
\$21,338,930
2021 New Borrowing
\$8,930
2021 City Funded
\$1,308,930



Summary

Projects in Planning and Community Development total \$21.34M for 2021 with main project funding coming from developer capital contributions (\$20.03M) and TIF Increment (\$1.25M). The major projects in the plan are the development of Riverside North Infrastructure Phase One (\$680K) and Phase Two (\$19.1M) and Replacement Housing for Washburn and PPH Neighborhoods (\$650K) and in the Northside Floodplain (\$400K). The Planning & Community Development capital plan for the next 5 years is focusing on building infrastructure in the Riverside North area to encourage development of this underutilized land and to continue to provide programs to help La Crosse citizens with replacement housing, renovations, and flood mitigation.

Sub Groups

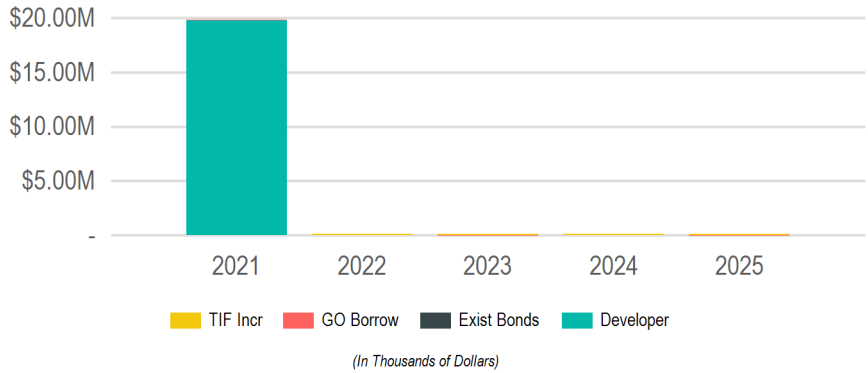
Sub Group	2021	2022	2023	2024	2025	Total
Economic Development	\$19,838,930	\$100,000	\$120,500	\$100,000	\$120,500	\$20,279,930
Housing	\$1,200,000	\$350,000	\$200,000	\$200,000	\$200,000	\$2,150,000
Plans & Studies	\$300,000	-	-	-	-	\$300,000
	\$21,338,930	\$450,000	\$320,500	\$300,000	\$320,500	\$22,729,930

Funding Sources

Source	2021	2022	2023	2024	2025	Total
Borrowing	\$8,930	\$200,000	\$220,500	\$200,000	\$220,500	\$849,930
General Obligation Bonds/Notes	\$8,930	\$200,000	\$220,500	\$200,000	\$220,500	\$849,930
Donations & Outside Funding	\$20,030,000	-	-	-	-	\$20,030,000
Developer Capital Contributions	\$19,780,000	-	-	-	-	\$19,780,000
Donations	\$250,000	-	-	-	-	\$250,000
Other	\$50,000	-	-	-	-	\$50,000
Existing Bond Funds	\$50,000	-	-	-	-	\$50,000
Taxation	\$1,250,000	\$250,000	\$100,000	\$100,000	\$100,000	\$1,800,000
TIF Increment	\$1,250,000	\$250,000	\$100,000	\$100,000	\$100,000	\$1,800,000
	\$21,338,930	\$450,000	\$320,500	\$300,000	\$320,500	\$22,729,930

Economic Development

2021 Total Funding
\$19,838,930
2021 New Borrowing
\$8,930
2021 City Funded
\$58,930



Funding Sources

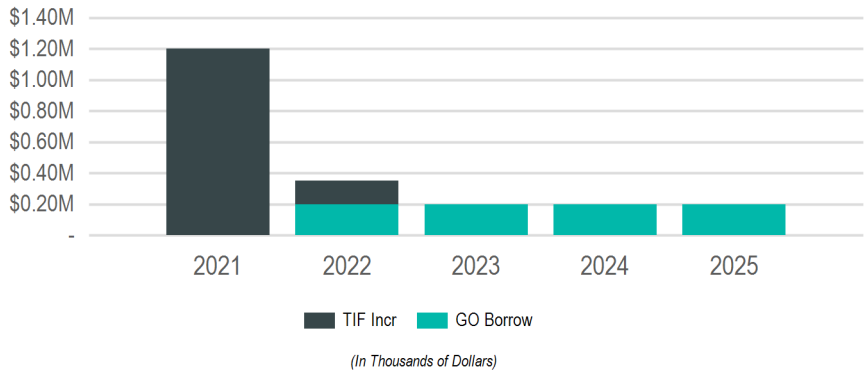
Source	2021	2022	2023	2024	2025	Total
Borrowing	\$8,930	-	\$20,500	-	\$20,500	\$49,930
General Obligation Bonds/Notes	\$8,930	-	\$20,500	-	\$20,500	\$49,930
Donations & Outside Funding	\$19,780,000	-	-	-	-	\$19,780,000
Developer Capital Contributions	\$19,780,000	-	-	-	-	\$19,780,000
Other	\$50,000	-	-	-	-	\$50,000
Existing Bond Funds	\$50,000	-	-	-	-	\$50,000
Taxation	-	\$100,000	\$100,000	\$100,000	\$100,000	\$400,000
TIF Increment	-	\$100,000	\$100,000	\$100,000	\$100,000	\$400,000
	\$19,838,930	\$100,000	\$120,500	\$100,000	\$120,500	\$20,279,930

Requests

Funding Source	Past	2021	2022	2023	2024	2025	Total
[640]: Riverside North Infrastructure Phase Two							
<i>Planning and Development</i>							
Outside - Developer Capital Contributions	-	\$19,100,000	-	-	-	-	\$19,100,000
	-	\$19,100,000	-	-	-	-	\$19,100,000
[454]: Riverside North First Phase Infrastructure							
<i>Planning and Development</i>							
Other - TIF Increment - 12	\$1,300,000	-	-	-	-	-	\$1,300,000
Outside - Developer Capital Contributions	-	\$680,000	-	-	-	-	\$680,000
	\$1,300,000	\$680,000	-	-	-	-	\$1,980,000
[639]: Northside Facade Grant Program							
<i>Planning and Development</i>							
Other - Existing Bond Funds	-	\$50,000	-	-	-	-	\$50,000
	-	\$50,000	-	-	-	-	\$50,000
[623]: Hear, Here Project- Downtown & North La Crosse							
<i>Planning and Development</i>							
Borrowing - General Obligation Bonds/Notes	-	\$8,930	-	\$20,500	-	\$20,500	\$49,930
	-	\$8,930	-	\$20,500	-	\$20,500	\$49,930
[447]: Downtown Facade Renovation Program							
<i>Planning and Development</i>							
Other - TIF Increment - 11	\$100,000	-	\$100,000	\$100,000	\$100,000	\$100,000	\$500,000
	\$100,000	-	\$100,000	\$100,000	\$100,000	\$100,000	\$500,000

Housing

2021 Total Funding
\$1,200,000
2021 New Borrowing
2021 City Funded
\$1,200,000



Funding Sources

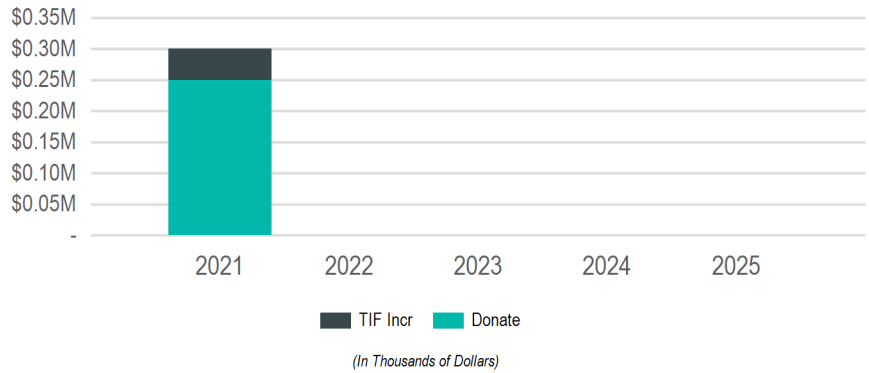
Source	2021	2022	2023	2024	2025	Total
Borrowing	-	\$200,000	\$200,000	\$200,000	\$200,000	\$800,000
General Obligation Bonds/Notes	-	\$200,000	\$200,000	\$200,000	\$200,000	\$800,000
Taxation	\$1,200,000	\$150,000	-	-	-	\$1,350,000
TIF Increment	\$1,200,000	\$150,000	-	-	-	\$1,350,000
	\$1,200,000	\$350,000	\$200,000	\$200,000	\$200,000	\$2,150,000

Requests

Funding Source	Past	2021	2022	2023	2024	2025	Total
[455]: Replacement Housing/Development in Washburn and PPH Neighborhoods							
<i>Community Development and Housing</i>							
Other - TIF Increment - 14	-	\$650,000	-	-	-	-	\$650,000
	-	\$650,000	-	-	-	-	\$650,000
[142]: Replacement Housing and Housing Renovation Northside Floodplain							
<i>Community Development and Housing</i>							
Other - TIF Increment - 13	\$250,000	\$400,000	-	-	-	-	\$650,000
	\$250,000	\$400,000	-	-	-	-	\$650,000
[622]: Housing Renovation and Replacement Housing							
<i>Community Development and Housing</i>							
Other - TIF Increment - 15	-	\$150,000	\$150,000	-	-	-	\$300,000
	-	\$150,000	\$150,000	-	-	-	\$300,000
[141]: City-Wide Replacement Housing							
<i>Community Development and Housing</i>							
Borrowing - General Obligation Bonds/Notes	\$1,400,000	-	\$200,000	\$200,000	\$200,000	\$200,000	\$2,200,000
	\$1,400,000	-	\$200,000	\$200,000	\$200,000	\$200,000	\$2,200,000

Plans & Studies

2021 Total Funding
\$300,000
2021 New Borrowing
2021 City Funded
\$50,000



Funding Sources

Source	2021	2022	2023	2024	2025	Total
Donations & Outside Funding	\$250,000	-	-	-	-	\$250,000
Donations	\$250,000	-	-	-	-	\$250,000
Taxation	\$50,000	-	-	-	-	\$50,000
TIF Increment	\$50,000	-	-	-	-	\$50,000
	\$300,000	-	-	-	-	\$300,000

Requests

Funding Source	Past	2021	2022	2023	2024	2025	Total
[482]: La Crosse County Historical Society Museum Feasibility Study & Capital Campaign Preparation							
<i>Planning and Development</i>							
Outside - Donations	-	\$200,000	-	-	-	-	\$200,000
	-	\$200,000	-	-	-	-	\$200,000
[257]: Greenhouse Gas Emissions Inventory, Sustainable Energy and Climate Action Plan							
<i>Planning and Development</i>							
Borrowing - General Obligation Bonds/Notes	\$50,000	-	-	-	-	-	\$50,000
Grants - Local	\$50,000	-	-	-	-	-	\$50,000
Outside - Donations	-	\$50,000	-	-	-	-	\$50,000
	\$100,000	\$50,000	-	-	-	-	\$150,000
[638]: Riverside Festival Site Plan							
<i>Planning and Development</i>							
Other - TIF Increment - 17	-	\$50,000	-	-	-	-	\$50,000
	-	\$50,000	-	-	-	-	\$50,000

Public Safety

2021 Total Funding

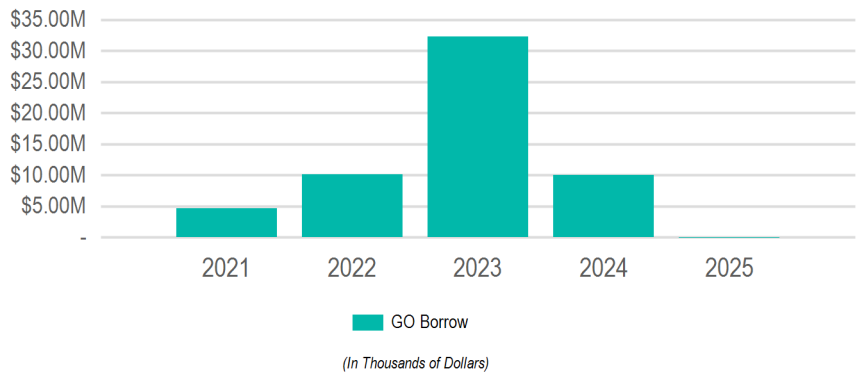
\$4,623,364

2021 New Borrowing

\$4,623,364

2021 City Funded

\$4,623,364



Summary

Projects in the Public Safety sector total \$4.62M funded in total by new GO Bonds (\$4.62M). There are 3 major projects in 2021, the construction of a new Fire Station #4 (\$2.38M), designing of a new Police Law Enforcement Center (\$1M), and rehabilitation of Fire Station #1 (\$850K). The focus of the present and future capital plan for Public Safety is the construction and updating of the current public safety buildings to address space deficiencies, gender equality deficiencies, deteriorating facilities, and improve the safety of the community.

Funding Sources

Source	2021	2022	2023	2024	2025	Total
Borrowing	\$4,623,364	\$10,150,000	\$32,261,600	\$10,070,000	\$70,000	\$57,174,964
General Obligation Bonds/Notes	\$4,623,364	\$10,150,000	\$32,261,600	\$10,070,000	\$70,000	\$57,174,964
	\$4,623,364	\$10,150,000	\$32,261,600	\$10,070,000	\$70,000	\$57,174,964

Requests

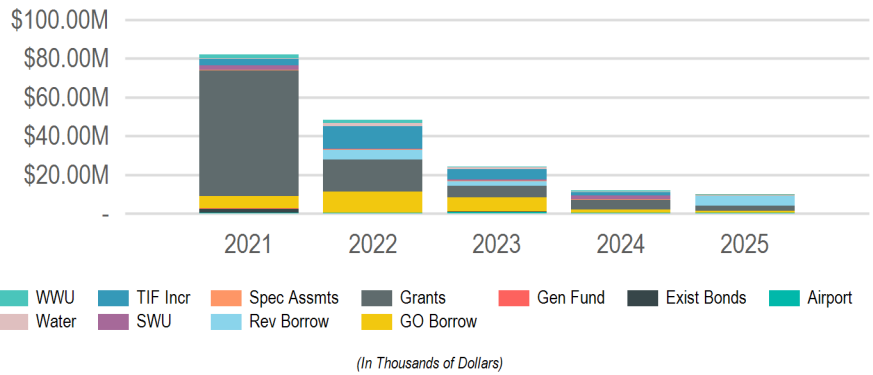
Funding Source	Past	2021	2022	2023	2024	2025	Total
[104]: Fire Station #4 - New Construction							
<i>Fire</i>							
Borrowing - General Obligation Bonds/Notes	\$3,500,000	\$2,387,364	-	-	-	-	\$5,887,364
	\$3,500,000	\$2,387,364	-	-	-	-	\$5,887,364
[8]: Police Law Enforcement Center							
<i>Police</i>							
Borrowing - General Obligation Bonds/Notes	-	\$1,000,000	-	\$25,000,000	\$10,000,000	-	\$36,000,000
	-	\$1,000,000	-	\$25,000,000	\$10,000,000	-	\$36,000,000
[653]: Fire Station #1 Rehabilitation							
<i>Fire</i>							
Borrowing - General Obligation Bonds/Notes	-	\$850,000	-	-	-	-	\$850,000
	-	\$850,000	-	-	-	-	\$850,000
[570]: Fire Station Alerting System - Replacement of Existing/Failing System							
<i>Fire</i>							
Borrowing - General Obligation Bonds/Notes	-	\$316,000	-	-	-	-	\$316,000
	-	\$316,000	-	-	-	-	\$316,000
[565]: Fiber Infrastructure							
<i>Information Technology; Police</i>							
Borrowing - General Obligation Bonds/Notes	-	\$70,000	\$70,000	\$70,000	\$70,000	\$70,000	\$350,000
	-	\$70,000	\$70,000	\$70,000	\$70,000	\$70,000	\$350,000
[581]: Fire Station #2 - New Construction							
<i>Fire</i>							
Borrowing - General Obligation Bonds/Notes	-	-	\$6,360,000	-	-	-	\$6,360,000
	-	-	\$6,360,000	-	-	-	\$6,360,000
[580]: Fire Station #3 - Remodel/Refurbish Existing Station #3; Add new City EOC							
<i>Fire</i>							
Borrowing - General Obligation Bonds/Notes	-	-	\$3,250,000	-	-	-	\$3,250,000
	-	-	\$3,250,000	-	-	-	\$3,250,000

Requests

Funding Source	Past	2021	2022	2023	2024	2025	Total
[569]: Traffic Preemption System - Total Replacement of Existing System							
<i>Fire</i>							
Borrowing - General Obligation Bonds/Notes	-	-	\$450,000	\$450,000	-	-	\$900,000
	-	-	\$450,000	\$450,000	-	-	\$900,000
[66]: Police Station 2 Fiber Connection							
<i>Information Technology; Police</i>							
Borrowing - General Obligation Bonds/Notes	-	-	\$20,000	-	-	-	\$20,000
	-	-	\$20,000	-	-	-	\$20,000
[605]: Fire Station #5 - New Construction							
<i>Fire</i>							
Borrowing - General Obligation Bonds/Notes	-	-	-	\$6,741,600	-	-	\$6,741,600
	-	-	-	\$6,741,600	-	-	\$6,741,600

Transportation & Utilities

2021 Total Funding
\$82,102,613
2021 New Borrowing
\$6,323,200
2021 City Funded
\$17,036,747



Summary

Projects for Transportation & Utilities total \$82.1M in 2021 with funding being mainly comprised of State/Federal Funds (\$65.07M), GO Bonds (\$6.32M), Utility Funds (\$5.12M), and TIF Increment (\$3.42M). The major projects in this section are the Waste Water Treatment Plant Upgrade (\$62M) and several roadways; Airport Rd. (\$3.26M), Gillette St. (\$1.77M), and Commerce St. (\$1.39M). The capital plan for Transportation & Utilities focus is on improving and maintaining the City's streets and upgrading infrastructure to meet new regulatory rules and standards.

Sub Groups

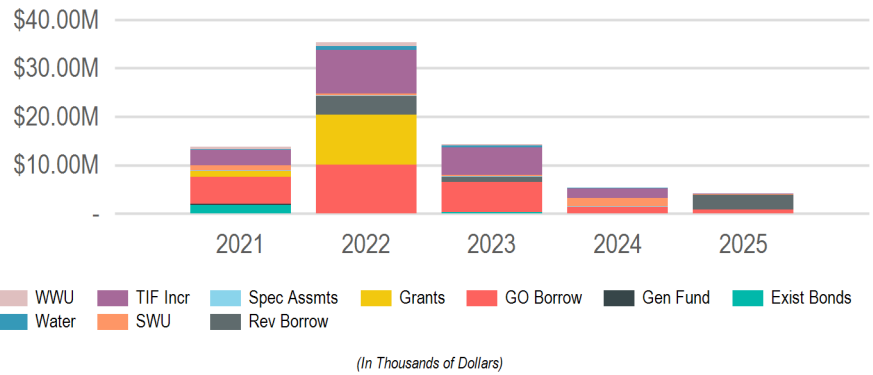
Sub Group	2021	2022	2023	2024	2025	Total
Streets	\$13,764,613	\$35,355,300	\$14,291,700	\$5,360,300	\$4,066,300	\$72,838,213
Streetscaping & Lighting	\$278,000	\$2,246,000	\$1,120,000	\$120,000	\$120,000	\$3,884,000
Utilities	\$65,183,000	\$3,864,000	\$2,250,000	\$700,000	\$2,750,000	\$74,747,000
Airport	\$2,402,000	\$6,916,237	\$6,647,108	\$5,817,604	\$3,064,594	\$24,847,543
Bridges	\$475,000	\$25,000	\$25,000	\$25,000	\$25,000	\$575,000
	\$82,102,613	\$48,406,537	\$24,333,808	\$12,022,904	\$10,025,894	\$176,891,756

Funding Sources

Source	2021	2022	2023	2024	2025	Total
Borrowing	\$6,323,200	\$15,644,900	\$10,053,200	\$1,474,700	\$6,526,300	\$40,022,300
General Obligation Bonds/Notes	\$6,323,200	\$10,706,100	\$7,463,200	\$1,474,700	\$1,026,300	\$26,993,500
Revenue Bonds/Notes	-	\$4,938,800	\$2,590,000	-	\$5,500,000	\$13,028,800
Grants & Other Intergovernmental	\$65,065,866	\$16,713,249	\$5,937,059	\$5,347,853	\$2,755,028	\$95,819,055
Federal	\$1,288,016	\$8,614,361	\$3,968,237	\$4,426,625	\$2,563,795	\$20,861,034
State	\$63,777,850	\$8,098,888	\$1,968,822	\$921,228	\$191,233	\$74,958,021
Operating Funds	\$5,415,847	\$4,374,788	\$2,398,049	\$2,985,751	\$619,566	\$15,794,001
Enterprise/Utility Funds	\$5,122,650	\$4,374,788	\$2,398,049	\$2,985,751	\$619,566	\$15,500,804
General Fund	\$293,197	-	-	-	-	\$293,197
Other	\$1,782,000	-	\$230,000	-	-	\$2,012,000
Existing Bond Funds	\$1,782,000	-	\$230,000	-	-	\$2,012,000
Taxation	\$3,515,700	\$11,673,600	\$5,715,500	\$2,214,600	\$125,000	\$23,244,400
Special Assessments	\$100,000	\$100,000	\$100,000	\$100,000	\$100,000	\$500,000
TIF Increment	\$3,415,700	\$11,573,600	\$5,615,500	\$2,114,600	\$25,000	\$22,744,400
	\$82,102,613	\$48,406,537	\$24,333,808	\$12,022,904	\$10,025,894	\$176,891,756

Streets

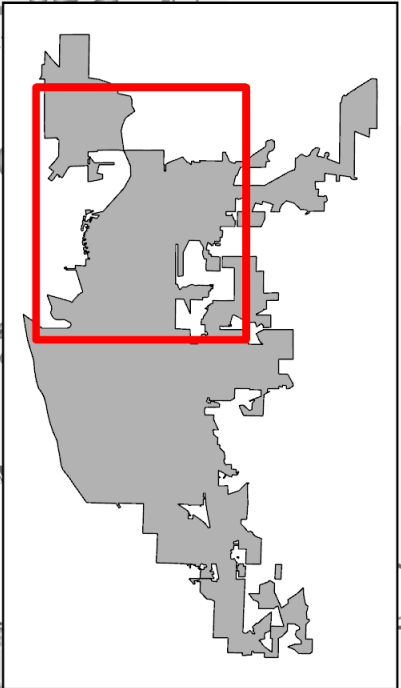
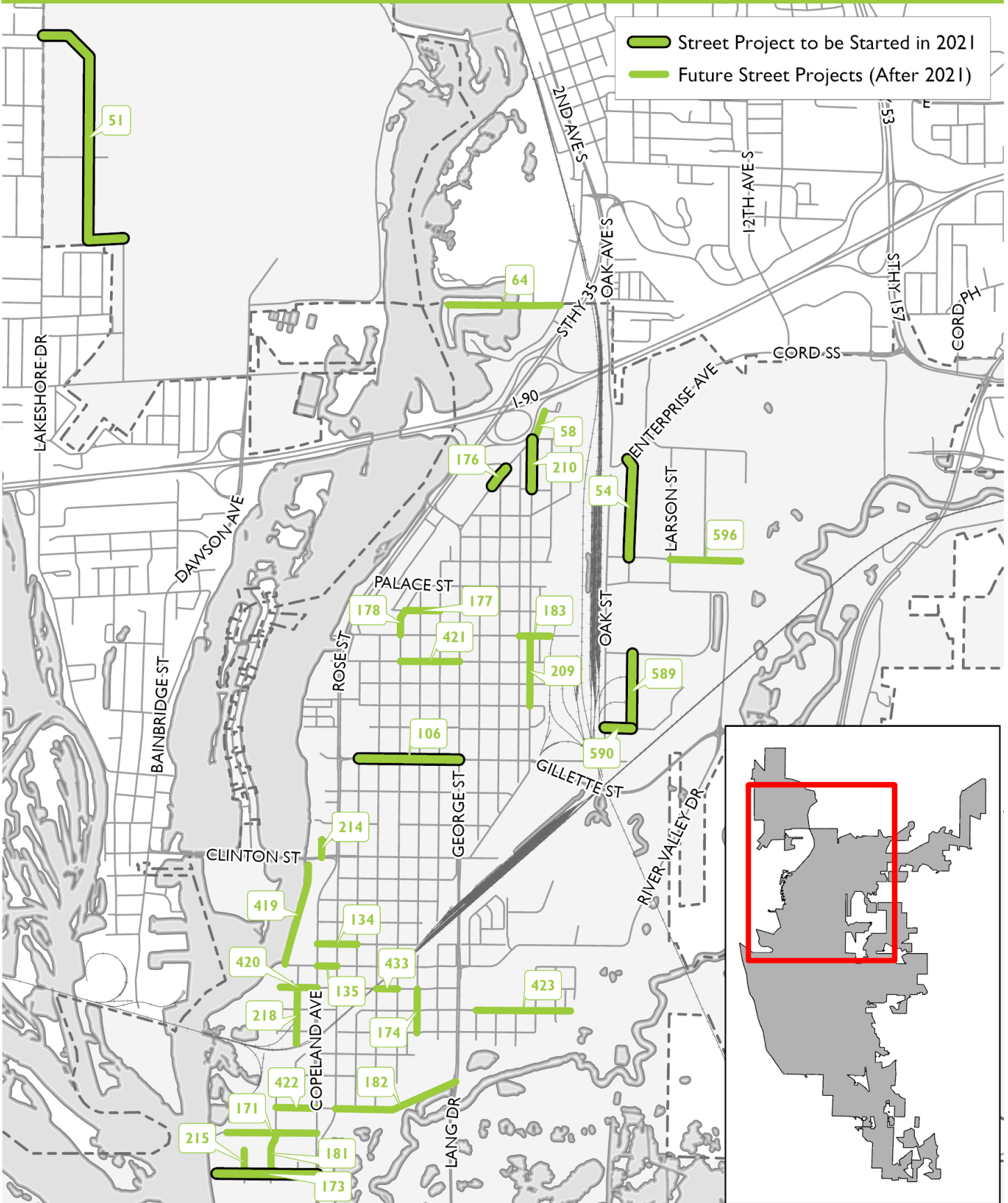
2021 Total Funding
\$13,764,613
2021 New Borrowing
\$5,538,200
2021 City Funded
\$12,623,097



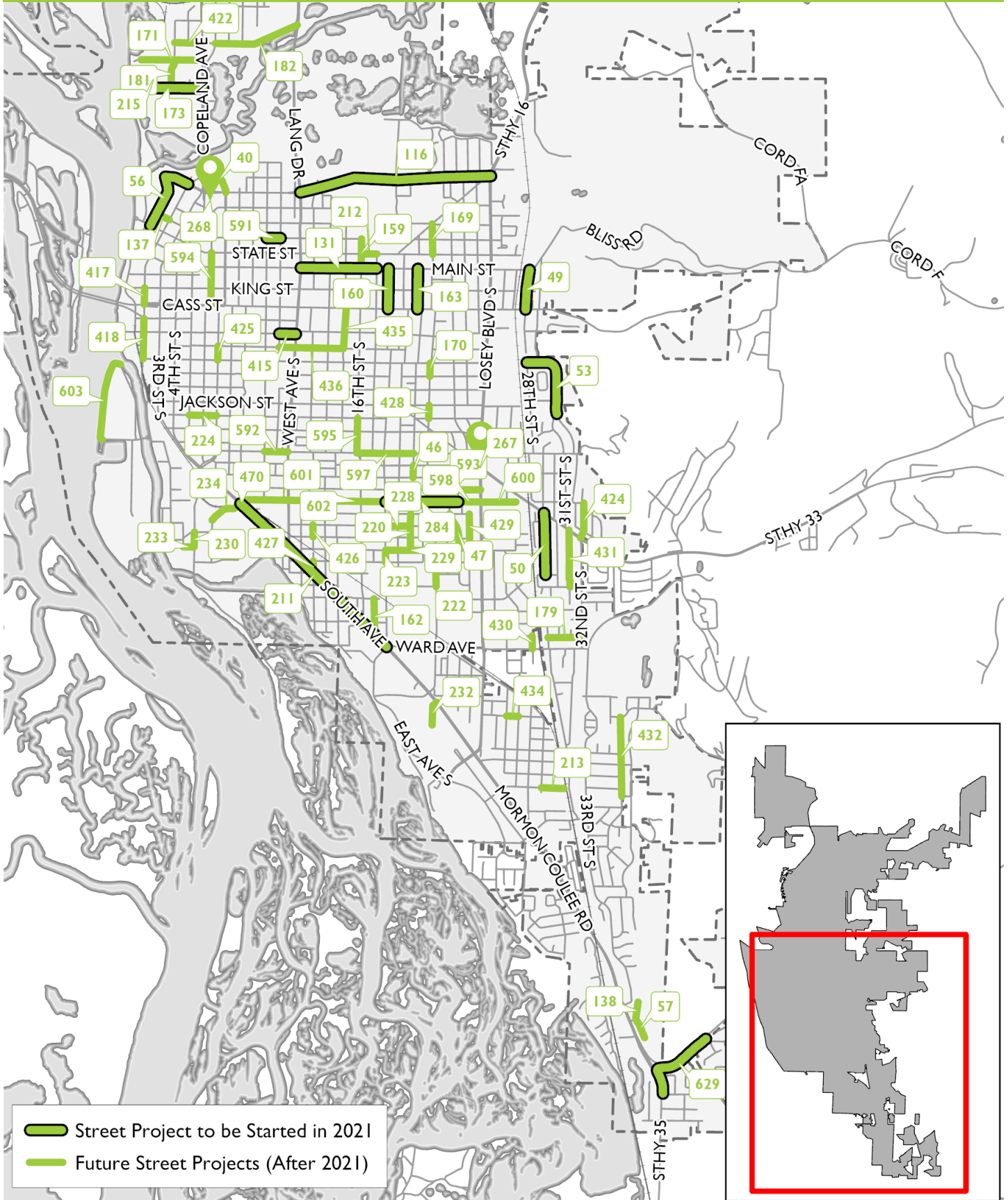
Funding Sources

Source	2021	2022	2023	2024	2025	Total
Borrowing	\$5,538,200	\$13,958,900	\$7,408,200	\$1,329,700	\$3,881,300	\$32,116,300
General Obligation Bonds/Notes	\$5,538,200	\$10,020,100	\$6,318,200	\$1,329,700	\$881,300	\$24,087,500
Revenue Bonds/Notes	-	\$3,938,800	\$1,090,000	-	\$3,000,000	\$8,028,800
Grants & Other Intergovernmental	\$1,141,516	\$10,316,400	-	-	-	\$11,457,916
Federal	\$1,031,516	\$2,795,200	-	-	-	\$3,826,716
State	\$110,000	\$7,521,200	-	-	-	\$7,631,200
Operating Funds	\$2,009,197	\$1,991,400	\$938,000	\$1,816,000	\$60,000	\$6,814,597
Enterprise/Utility Funds	\$1,716,000	\$1,991,400	\$938,000	\$1,816,000	\$60,000	\$6,521,400
General Fund	\$293,197	-	-	-	-	\$293,197
Other	\$1,782,000	-	\$230,000	-	-	\$2,012,000
Existing Bond Funds	\$1,782,000	-	\$230,000	-	-	\$2,012,000
Taxation	\$3,293,700	\$9,088,600	\$5,715,500	\$2,214,600	\$125,000	\$20,437,400
Special Assessments	\$100,000	\$100,000	\$100,000	\$100,000	\$100,000	\$500,000
TIF Increment	\$3,193,700	\$8,988,600	\$5,615,500	\$2,114,600	\$25,000	\$19,937,400
	\$13,764,613	\$35,355,300	\$14,291,700	\$5,360,300	\$4,066,300	\$72,838,213

Overview Map - North Side



Overview Map - South Side



Requests

Funding Source	Past	2021	2022	2023	2024	2025	Total
[51]: Airport Rd. - Lakeshore Dr. to Terminal Entrance							
<i>Stormwater Utility; Streets</i>							
Borrowing - General Obligation Bonds/Notes	-	\$3,061,800	-	-	-	-	\$3,061,800
Operating - Storm Water Utility Funds	-	\$200,000	-	-	-	-	\$200,000
	-	\$3,261,800	-	-	-	-	\$3,261,800
[106]: Gillette St - Caledonia St to George St (STP-Urban)							
<i>Engineering; Sanitary Sewer Utility; Stormwater Utility; Streets; Water Utility</i>							
Borrowing - General Obligation Bonds/Notes	-	\$400,000	-	-	-	-	\$400,000
Grants - Federal	-	\$1,031,516	-	-	-	-	\$1,031,516
Operating - Sanitary Sewer Utility Funds	-	\$250,000	-	-	-	-	\$250,000
Operating - Storm Water Utility Funds	-	\$67,000	-	-	-	-	\$67,000
Operating - Water Utility Funds	-	\$20,000	-	-	-	-	\$20,000
	-	\$1,768,516	-	-	-	-	\$1,768,516
[54]: Commerce Street - Cunningham St. to Enterprise Ave.							
<i>Streets</i>							
Other - TIF Increment - 13	-	\$1,388,000	-	-	-	-	\$1,388,000
	-	\$1,388,000	-	-	-	-	\$1,388,000
[131]: Main Street - West Ave. to 17th St.							
<i>Streets</i>							
Borrowing - General Obligation Bonds/Notes	-	\$1,269,000	-	-	-	-	\$1,269,000
Grants - State	-	\$110,000	-	-	-	-	\$110,000
	-	\$1,379,000	-	-	-	-	\$1,379,000
[163]: 20th St S - Main St to Cass St							
<i>Sanitary Sewer Utility; Streets</i>							
Operating - Sanitary Sewer Utility Funds	-	\$105,000	-	-	-	-	\$105,000
Other - Existing Bond Funds	-	\$985,600	-	-	-	-	\$985,600
	-	\$1,090,600	-	-	-	-	\$1,090,600
[210]: Onalaska Ave - George St to Stoddard St							
<i>Sanitary Sewer Utility; Stormwater Utility; Streets</i>							
Operating - Sanitary Sewer Utility Funds	-	\$120,000	-	-	-	-	\$120,000
Operating - Storm Water Utility Funds	-	\$155,000	-	-	-	-	\$155,000
Other - Existing Bond Funds	-	\$516,800	-	-	-	-	\$516,800
	-	\$791,800	-	-	-	-	\$791,800
[50]: 29th Street South - State Rd. to West Fairchild St.							
<i>Streets</i>							
Other - TIF Increment - 15	-	\$723,700	-	-	-	-	\$723,700
	-	\$723,700	-	-	-	-	\$723,700
[603]: Joseph Houska Drive - Market Street to Hood Street							
<i>Engineering; Stormwater Utility; Streets</i>							
Operating - Sanitary Sewer Utility Funds	-	\$12,000	-	-	-	-	\$12,000
Operating - Storm Water Utility Funds	-	\$200,000	-	-	-	-	\$200,000
Other - TIF Increment - 14	-	\$510,000	-	-	-	-	\$510,000
	-	\$722,000	-	-	-	-	\$722,000
[176]: George Street - Interchange Place to Stoddard St.							
<i>Engineering; Sanitary Sewer Utility; Stormwater Utility; Streets</i>							
Borrowing - General Obligation Bonds/Notes	-	\$93,000	-	-	-	-	\$93,000
Operating - Sanitary Sewer Utility Funds	-	\$50,000	-	-	-	-	\$50,000
Operating - Storm Water Utility Funds	-	\$367,000	-	-	-	-	\$367,000
	-	\$510,000	-	-	-	-	\$510,000
[590]: Rublee St - Kramer St to Oak St							
<i>Engineering; Sanitary Sewer Utility; Streets</i>							
Other - TIF Increment - 13	-	\$400,000	-	-	-	-	\$400,000
	-	\$400,000	-	-	-	-	\$400,000
[649]: Bliss Road Slope Stabilization							
<i>Engineering; Streets</i>							
Borrowing - General Obligation Bonds/Notes	-	\$70,400	\$350,000	\$300,000	-	-	\$720,400
Other - Existing Bond Funds	-	\$279,600	-	-	-	-	\$279,600
	-	\$350,000	\$350,000	\$300,000	-	-	\$1,000,000
[536]: Operating Budget Street Projects							
<i>Streets</i>							
Operating - Streets Operating Budget	\$217,000	\$293,197	-	-	-	-	\$510,197
Special - Budget Carryover Funds	\$155,000	-	-	-	-	-	\$155,000
	\$372,000	\$293,197	-	-	-	-	\$665,197

Requests

Funding Source	Past	2021	2022	2023	2024	2025	Total
[173]: Causeway Blvd - Dead End West to Copeland Ave							
<i>Planning and Development; Stormwater Utility; Streets</i>							
Operating - Sanitary Sewer Utility Funds	-	\$18,000	-	-	-	-	\$18,000
Operating - Storm Water Utility Funds	-	\$36,000	-	-	-	-	\$36,000
Operating - Water Utility Funds	-	\$26,000	-	-	-	-	\$26,000
Other - TIF Increment - 12	-	\$172,000	\$2,777,000	-	-	-	\$2,949,000
	-	\$252,000	\$2,777,000	-	-	-	\$3,029,000
[591]: Vine Street - 10th Street North to 11th Street North							
<i>Streets</i>							
Borrowing - General Obligation Bonds/Notes	-	\$159,000	-	-	-	-	\$159,000
	-	\$159,000	-	-	-	-	\$159,000
[268]: Citywide Traffic Implementation: Interconnect & Synchronization.							
<i>Engineering</i>							
Borrowing - General Obligation Bonds/Notes	\$116,500	\$140,000	\$300,000	\$250,000	\$200,000	-	\$1,006,500
Grants - State	\$396,000	-	-	-	-	-	\$396,000
	\$512,500	\$140,000	\$300,000	\$250,000	\$200,000	-	\$1,402,500
[650]: Jackson St. Overlay from 3rd St. to 23rd St.							
<i>Engineering; Streets</i>							
Borrowing - General Obligation Bonds/Notes	-	\$100,000	-	-	-	-	\$100,000
	-	\$100,000	-	-	-	-	\$100,000
[646]: Reconstruction of 21st. St. & Madison St. Intersection							
<i>Sanitary Sewer Utility; Stormwater Utility; Streets; Water Utility</i>							
Borrowing - General Obligation Bonds/Notes	-	\$45,000	-	-	-	-	\$45,000
Operating - Sanitary Sewer Utility Funds	-	\$8,000	-	-	-	-	\$8,000
Operating - Storm Water Utility Funds	-	\$35,000	-	-	-	-	\$35,000
Operating - Water Utility Funds	-	\$12,000	-	-	-	-	\$12,000
	-	\$100,000	-	-	-	-	\$100,000
[647]: Sidewalk Snow Removal - City Wide							
<i>Engineering; Streets</i>							
Other - Special Assessments	-	\$100,000	\$100,000	\$100,000	\$100,000	\$100,000	\$500,000
	-	\$100,000	\$100,000	\$100,000	\$100,000	\$100,000	\$500,000
[630]: 2021 Highway Safety Improvement Program Construction							
<i>Engineering</i>							
Borrowing - General Obligation Bonds/Notes	-	\$75,000	-	-	-	-	\$75,000
	-	\$75,000	-	-	-	-	\$75,000
[629]: WIS 35 - La Crosse Co line to Garner PI							
<i>Engineering</i>							
Borrowing - General Obligation Bonds/Notes	-	\$60,000	-	-	-	-	\$60,000
	-	\$60,000	-	-	-	-	\$60,000
[284]: Green Bay St - from East Ave to 22nd St (STP-Urban)							
<i>Engineering; Sanitary Sewer Utility; Stormwater Utility; Streets; Water Utility</i>							
Borrowing - General Obligation Bonds/Notes	-	\$45,000	\$200,000	-	-	-	\$245,000
Borrowing - Revenue Bonds/Notes: Sanitary Sewer Utility	-	-	\$113,000	-	-	-	\$113,000
Borrowing - Revenue Bonds/Notes: Storm Water Utility	-	-	\$262,000	-	-	-	\$262,000
Borrowing - Revenue Bonds/Notes: Water Utility	-	-	\$211,000	-	-	-	\$211,000
Grants - Federal	-	-	\$342,400	-	-	-	\$342,400
	-	\$45,000	\$1,128,400	-	-	-	\$1,173,400
[116]: La Crosse St - from West Ave through Losey Blvd int.							
<i>Engineering; Sanitary Sewer Utility; Stormwater Utility; Streets; Water Utility</i>							
Borrowing - General Obligation Bonds/Notes	-	\$10,000	\$500,000	-	-	-	\$510,000
Borrowing - Revenue Bonds/Notes: Storm Water Utility	-	-	\$638,000	-	-	-	\$638,000
Borrowing - Revenue Bonds/Notes: Water Utility	-	-	\$380,000	-	-	-	\$380,000
Grants - Federal	-	-	\$2,452,800	-	-	-	\$2,452,800
Operating - Sanitary Sewer Utility Funds	-	-	\$352,000	-	-	-	\$352,000
Operating - Storm Water Utility Funds	-	\$10,000	-	-	-	-	\$10,000
Operating - Water Utility Funds	-	\$10,000	-	-	-	-	\$10,000
	-	\$30,000	\$4,322,800	-	-	-	\$4,352,800
[211]: South Ave - Green Bay St to Ward Ave							
<i>Engineering; Water Utility</i>							
Borrowing - General Obligation Bonds/Notes	-	\$10,000	\$2,844,000	-	-	-	\$2,854,000
Borrowing - Revenue Bonds/Notes: Water Utility	-	-	\$800,000	-	-	-	\$800,000
Grants - State	-	-	\$7,521,200	-	-	-	\$7,521,200
Operating - Sanitary Sewer Utility Funds	-	\$5,000	-	-	-	-	\$5,000
Operating - Water Utility Funds	-	\$10,000	-	-	-	-	\$10,000
	-	\$25,000	\$11,165,200	-	-	-	\$11,190,200

Requests

Funding Source	Past	2021	2022	2023	2024	2025	Total
[53]: Cliffwood Lane - 28th St. to Seiler Ln.							
<i>Streets</i>							
Borrowing - General Obligation Bonds/Notes	-	-	\$1,257,500	-	-	-	\$1,257,500
	-	-	\$1,257,500	-	-	-	\$1,257,500
[160]: 17th Pl S - Main St to Cass St							
<i>Sanitary Sewer Utility; Streets; Water Utility</i>							
Borrowing - General Obligation Bonds/Notes	-	-	\$878,900	-	-	-	\$878,900
Operating - Sanitary Sewer Utility Funds	-	-	\$140,000	-	-	-	\$140,000
Operating - Water Utility Funds	-	-	\$225,000	-	-	-	\$225,000
	-	-	\$1,243,900	-	-	-	\$1,243,900
[171]: Buchner Pl - Copeland Ave to Dead End West							
<i>Stormwater Utility; Streets</i>							
Borrowing - Revenue Bonds/Notes: Storm Water Utility	-	-	\$349,800	-	-	-	\$349,800
Other - TIF Increment - 12	-	-	\$875,000	-	-	-	\$875,000
	-	-	\$1,224,800	-	-	-	\$1,224,800
[182]: Monitor St - Rose St to Lang Dr							
<i>Stormwater Utility; Streets; Water Utility</i>							
Borrowing - Revenue Bonds/Notes: Storm Water Utility	-	-	\$360,000	-	-	-	\$360,000
Operating - Water Utility Funds	-	-	\$240,000	-	-	-	\$240,000
Other - TIF Increment - 16	-	-	\$491,700	-	-	-	\$491,700
	-	-	\$1,091,700	-	-	-	\$1,091,700
[589]: Kramer St - South of Kwik Trip Way to Rublee St							
<i>Engineering; Sanitary Sewer Utility; Streets</i>							
Operating - Sanitary Sewer Utility Funds	-	-	\$30,000	-	-	-	\$30,000
Other - TIF Increment - 13	-	-	\$1,012,700	-	-	-	\$1,012,700
	-	-	\$1,042,700	-	-	-	\$1,042,700
[56]: Front St Realignment & La Crosse St Extension							
<i>Engineering; Stormwater Utility; Streets</i>							
Operating - Sanitary Sewer Utility Funds	-	-	-	\$145,000	-	-	\$145,000
Operating - Storm Water Utility Funds	-	-	-	\$136,000	-	-	\$136,000
Operating - Water Utility Funds	-	-	-	\$112,000	-	-	\$112,000
Other - TIF Increment - 11	-	-	\$1,000,000	\$4,200,000	-	-	\$5,200,000
	-	-	\$1,000,000	\$4,593,000	-	-	\$5,593,000
[49]: 28th Street South - Main St. to Cass St.							
<i>Streets</i>							
Borrowing - General Obligation Bonds/Notes	-	-	\$698,300	-	-	-	\$698,300
	-	-	\$698,300	-	-	-	\$698,300
[593]: Redfield Street - 21st Street South to Losey Boulevard							
<i>Engineering; Streets; Water Utility</i>							
Borrowing - General Obligation Bonds/Notes	-	-	\$307,000	-	-	-	\$307,000
Operating - Water Utility Funds	-	-	\$275,000	-	-	-	\$275,000
	-	-	\$582,000	-	-	-	\$582,000
[229]: Weston Street - East Ave. to 21st Pl. S							
<i>Stormwater Utility; Streets</i>							
Borrowing - General Obligation Bonds/Notes	-	-	\$287,100	-	-	-	\$287,100
Borrowing - Revenue Bonds/Notes: Storm Water Utility	-	-	\$235,000	-	-	-	\$235,000
	-	-	\$522,100	-	-	-	\$522,100
[174]: Charles St - Island St to Hagar St							
<i>Stormwater Utility; Streets</i>							
Operating - Storm Water Utility Funds	-	-	\$169,400	-	-	-	\$169,400
Other - TIF Increment - 16	-	-	\$293,000	-	-	-	\$293,000
	-	-	\$462,400	-	-	-	\$462,400
[592]: Farnam St - 10th St S to West Ave							
<i>Sanitary Sewer Utility; Streets</i>							
Borrowing - General Obligation Bonds/Notes	-	-	\$303,700	-	-	-	\$303,700
Operating - Sanitary Sewer Utility Funds	-	-	\$155,000	-	-	-	\$155,000
	-	-	\$458,700	-	-	-	\$458,700
[419]: Copeland Park Drive - Saint Cloud St. to Dead End North							
<i>Streets</i>							
Other - TIF Increment - 16	-	-	\$410,300	-	-	-	\$410,300
	-	-	\$410,300	-	-	-	\$410,300
[137]: Vine Street - Front St. to 2nd St.							
<i>Engineering; Streets</i>							
Other - TIF Increment - 11	-	-	\$401,200	-	-	-	\$401,200
	-	-	\$401,200	-	-	-	\$401,200

Requests

Funding Source	Past	2021	2022	2023	2024	2025	Total
[220]: 20th St S - Hyde Ave to Weston St							
<i>Stormwater Utility; Streets</i>							
Borrowing - General Obligation Bonds/Notes	-	-	\$206,800	-	-	-	\$206,800
Borrowing - Revenue Bonds/Notes: Storm Water Utility	-	-	\$190,000	-	-	-	\$190,000
	-	-	\$396,800	-	-	-	\$396,800
[423]: Saint Andrew Street - Wood St. to Dead End East							
<i>Streets</i>							
Other - TIF Increment - 16	-	-	\$366,300	-	-	-	\$366,300
	-	-	\$366,300	-	-	-	\$366,300
[181]: Milwaukee St- Buchner Pl to Causeway Blvd							
<i>Stormwater Utility; Streets</i>							
Operating - Storm Water Utility Funds	-	-	\$150,000	-	-	-	\$150,000
Other - TIF Increment - 12	-	-	\$163,900	-	-	-	\$163,900
	-	-	\$313,900	-	-	-	\$313,900
[169]: 21st St N - Campbell Rd to State St							
<i>Stormwater Utility; Streets</i>							
Borrowing - General Obligation Bonds/Notes	-	-	\$174,900	-	-	-	\$174,900
Operating - Sanitary Sewer Utility Funds	-	-	\$130,000	-	-	-	\$130,000
	-	-	\$304,900	-	-	-	\$304,900
[415]: Division Street - West Ave. to 11th St.							
<i>Streets</i>							
Other - TIF Increment - 11	-	-	\$258,500	-	-	-	\$258,500
	-	-	\$258,500	-	-	-	\$258,500
[228]: Travis Street - East Ave. to 20th St. S							
<i>Stormwater Utility; Streets</i>							
Borrowing - General Obligation Bonds/Notes	-	-	\$143,000	-	-	-	\$143,000
Borrowing - Revenue Bonds/Notes: Storm Water Utility	-	-	\$110,000	-	-	-	\$110,000
	-	-	\$253,000	-	-	-	\$253,000
[177]: Hayes St - Kane St to Liberty St							
<i>Stormwater Utility; Streets</i>							
Borrowing - General Obligation Bonds/Notes	-	-	\$136,400	-	-	-	\$136,400
Borrowing - Revenue Bonds/Notes: Storm Water Utility	-	-	\$115,000	-	-	-	\$115,000
	-	-	\$251,400	-	-	-	\$251,400
[418]: 2nd Street South - Cameron Ave. to Market St.							
<i>Streets</i>							
Other - TIF Increment - 11	-	-	\$235,400	-	-	-	\$235,400
	-	-	\$235,400	-	-	-	\$235,400
[421]: Livingston Street - Liberty St. to George St.							
<i>Streets</i>							
Borrowing - General Obligation Bonds/Notes	-	-	\$231,000	-	-	-	\$231,000
	-	-	\$231,000	-	-	-	\$231,000
[417]: 2nd Street South - King St. to Cass St.							
<i>Streets</i>							
Other - TIF Increment - 11	-	-	\$221,800	-	-	-	\$221,800
	-	-	\$221,800	-	-	-	\$221,800
[47]: 22nd Street South - Hyde Ave. to Weston St.							
<i>Streets</i>							
Borrowing - General Obligation Bonds/Notes	-	-	\$221,100	-	-	-	\$221,100
	-	-	\$221,100	-	-	-	\$221,100
[40]: 7th Street - La Crosse St. to Dead End North							
<i>Engineering; Stormwater Utility; Streets</i>							
Operating - Storm Water Utility Funds	-	-	\$30,000	-	-	-	\$30,000
Other - TIF Increment - 11	-	-	\$183,700	-	-	-	\$183,700
	-	-	\$213,700	-	-	-	\$213,700
[162]: 17th Street South - Chase St. to South Ave.							
<i>Streets</i>							
Borrowing - General Obligation Bonds/Notes	-	-	\$204,600	-	-	-	\$204,600
	-	-	\$204,600	-	-	-	\$204,600
[424]: Sunset Drive - Green Bay St. to State Rd.							
<i>Streets</i>							
Borrowing - General Obligation Bonds/Notes	-	-	\$203,500	-	-	-	\$203,500
	-	-	\$203,500	-	-	-	\$203,500

Requests

Funding Source	Past	2021	2022	2023	2024	2025	Total
[178]: Liberty St - Hayes St to Moore St							
<i>Stormwater Utility; Streets</i>							
Borrowing - General Obligation Bonds/Notes	-	-	\$101,200	-	-	-	\$101,200
Operating - Storm Water Utility Funds	-	-	\$95,000	-	-	-	\$95,000
	-	-	\$196,200	-	-	-	\$196,200
[222]: 21st Pl S - Townsend St to Bennett St							
<i>Stormwater Utility; Streets</i>							
Borrowing - General Obligation Bonds/Notes	-	-	\$70,400	-	-	-	\$70,400
Borrowing - Revenue Bonds/Notes: Storm Water Utility	-	-	\$110,000	-	-	-	\$110,000
	-	-	\$180,400	-	-	-	\$180,400
[223]: East Ave - Weston St to Horton St							
<i>Stormwater Utility; Streets</i>							
Borrowing - General Obligation Bonds/Notes	-	-	\$100,000	-	-	-	\$100,000
Borrowing - Revenue Bonds/Notes: Storm Water Utility	-	-	\$65,000	-	-	-	\$65,000
	-	-	\$165,000	-	-	-	\$165,000
[134]: Saint James Street - Copeland Ave. to Caledonia St.							
<i>Streets</i>							
Other - TIF Increment - 16	-	-	\$154,000	-	-	-	\$154,000
	-	-	\$154,000	-	-	-	\$154,000
[420]: Hagar Street - Copeland Ave. to Termini West							
<i>Streets</i>							
Other - TIF Increment - 16	-	-	\$144,100	-	-	-	\$144,100
	-	-	\$144,100	-	-	-	\$144,100
[57]: Garner Place - Zion Rd to Dead End South							
<i>Streets</i>							
Borrowing - General Obligation Bonds/Notes	-	-	\$116,700	-	-	-	\$116,700
	-	-	\$116,700	-	-	-	\$116,700
[138]: Zion Road - Garner Pl. to Dead End North							
<i>Streets</i>							
Borrowing - General Obligation Bonds/Notes	-	-	\$99,000	-	-	-	\$99,000
	-	-	\$99,000	-	-	-	\$99,000
[527]: New Sidewalks along Green Bay St from 15th St to 16th St							
<i>Engineering</i>							
Borrowing - General Obligation Bonds/Notes	-	-	\$85,000	-	-	-	\$85,000
	-	-	\$85,000	-	-	-	\$85,000
[594]: 6th Street South - State Street to Cass Street							
<i>Streets</i>							
Borrowing - General Obligation Bonds/Notes	-	-	-	\$1,663,500	-	-	\$1,663,500
	-	-	-	\$1,663,500	-	-	\$1,663,500
[64]: Lauderdale Place - George St. to Lauderdale Ct.							
<i>Streets</i>							
Borrowing - General Obligation Bonds/Notes	-	-	-	\$1,219,600	-	-	\$1,219,600
	-	-	-	\$1,219,600	-	-	\$1,219,600
[600]: Green Bay St - Losey Blvd to BNSF RR							
<i>Engineering; Stormwater Utility; Streets; Water Utility</i>							
Borrowing - General Obligation Bonds/Notes	-	-	-	\$210,000	-	-	\$210,000
Borrowing - Revenue Bonds/Notes: Storm Water Utility	-	-	-	\$500,000	-	-	\$500,000
Operating - Water Utility Funds	-	-	-	\$50,000	-	-	\$50,000
	-	-	-	\$760,000	-	-	\$760,000
[58]: George Street - Wittenberg Pl. to Onalaska Ave.							
<i>Sanitary Sewer Utility; Stormwater Utility; Streets; Water Utility</i>							
Borrowing - General Obligation Bonds/Notes	-	-	-	\$397,100	-	-	\$397,100
Borrowing - Revenue Bonds/Notes: Storm Water Utility	-	-	-	\$80,000	-	-	\$80,000
Operating - Sanitary Sewer Utility Funds	-	-	-	\$60,000	-	-	\$60,000
Operating - Water Utility Funds	-	-	-	\$70,000	-	-	\$70,000
	-	-	-	\$607,100	-	-	\$607,100
[432]: Elm Drive - Easter Rd. to Valleyview Pl.							
<i>Streets</i>							
Borrowing - General Obligation Bonds/Notes	-	-	-	\$473,600	-	-	\$473,600
	-	-	-	\$473,600	-	-	\$473,600

Requests

Funding Source	Past	2021	2022	2023	2024	2025	Total
[598]: Green Bay St - 22nd St S to Losey Blvd							
<i>Engineering; Stormwater Utility; Streets; Water Utility</i>							
Borrowing - General Obligation Bonds/Notes	-	-	-	\$130,000	-	-	\$130,000
Borrowing - Revenue Bonds/Notes: Storm Water Utility	-	-	-	\$170,000	-	-	\$170,000
Operating - Water Utility Funds	-	-	-	\$115,000	-	-	\$115,000
	-	-	-	\$415,000	-	-	\$415,000
[159]: 16th St N - Vine St to Main St							
<i>Stormwater Utility; Streets</i>							
Borrowing - General Obligation Bonds/Notes	-	-	-	\$176,800	-	-	\$176,800
Borrowing - Revenue Bonds/Notes: Storm Water Utility	-	-	-	\$200,000	-	-	\$200,000
	-	-	-	\$376,800	-	-	\$376,800
[431]: 31st Street South - State Rd. to East Fairchild St.							
<i>Streets</i>							
Borrowing - General Obligation Bonds/Notes	-	-	-	\$341,900	-	-	\$341,900
	-	-	-	\$341,900	-	-	\$341,900
[170]: 21st St S - Market St to Winnebago St							
<i>Sanitary Sewer Utility; Streets</i>							
Borrowing - General Obligation Bonds/Notes	-	-	-	\$213,100	-	-	\$213,100
Borrowing - Revenue Bonds/Notes: Sanitary Sewer Utility	-	-	-	\$60,000	-	-	\$60,000
	-	-	-	\$273,100	-	-	\$273,100
[135]: Saint Cloud St - Rose St to Copeland Ave.							
<i>Streets; Water Utility</i>							
Operating - Water Utility Funds	-	-	-	\$40,000	-	-	\$40,000
Other - Existing Bond Funds	-	-	-	\$230,000	-	-	\$230,000
	-	-	-	\$270,000	-	-	\$270,000
[215]: Kraft Street - Causeway Blvd. to Dead End North							
<i>Streets</i>							
Other - TIF Increment - 12	-	-	-	\$260,100	-	-	\$260,100
	-	-	-	\$260,100	-	-	\$260,100
[422]: Monitor Street - Copeland Ave. to Milwaukee St.							
<i>Streets; Water Utility</i>							
Operating - Water Utility Funds	-	-	-	\$90,000	-	-	\$90,000
Other - TIF Increment - 12	-	-	-	\$166,400	-	-	\$166,400
	-	-	-	\$256,400	-	-	\$256,400
[218]: Sumner Street - Hagar St. to Dead End South							
<i>Streets</i>							
Other - TIF Increment - 16	-	-	-	\$231,000	-	-	\$231,000
	-	-	-	\$231,000	-	-	\$231,000
[179]: Lincoln Avenue - 29th St. to 32nd St.							
<i>Streets</i>							
Other - TIF Increment - 15	-	-	-	\$203,300	-	-	\$203,300
	-	-	-	\$203,300	-	-	\$203,300
[233]: Cook Street - 7th St. S to Steele St.							
<i>Stormwater Utility; Streets</i>							
Operating - Storm Water Utility Funds	-	-	-	\$120,000	-	-	\$120,000
Other - TIF Increment - 14	-	-	-	\$65,900	-	-	\$65,900
	-	-	-	\$185,900	-	-	\$185,900
[212]: State St - 16th St to 17th St							
<i>Stormwater Utility; Streets</i>							
Borrowing - General Obligation Bonds/Notes	-	-	-	\$92,400	-	-	\$92,400
Borrowing - Revenue Bonds/Notes: Storm Water Utility	-	-	-	\$80,000	-	-	\$80,000
	-	-	-	\$172,400	-	-	\$172,400
[224]: Johnson Street - 5th Ave. to 7th St.							
<i>Streets</i>							
Other - TIF Increment - 11	-	-	-	\$165,200	-	-	\$165,200
	-	-	-	\$165,200	-	-	\$165,200
[429]: 23rd Street South - Hyde Ave. to Barlow St.							
<i>Streets</i>							
Borrowing - General Obligation Bonds/Notes	-	-	-	\$147,900	-	-	\$147,900
	-	-	-	\$147,900	-	-	\$147,900
[232]: 20th Street South - Mormon Coulee Rd. to Dead End South							
<i>Streets</i>							
Borrowing - General Obligation Bonds/Notes	-	-	-	\$137,500	-	-	\$137,500
	-	-	-	\$137,500	-	-	\$137,500

Requests

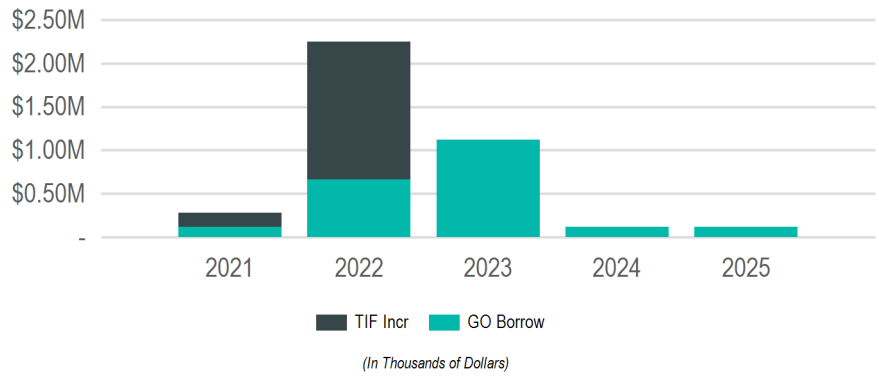
Funding Source	Past	2021	2022	2023	2024	2025	Total
[213]: Birch Street - 29th St. to Dead End East							
<i>Streets</i>							
Borrowing - General Obligation Bonds/Notes	-	-	-	\$136,300	-	-	\$136,300
	-	-	-	\$136,300	-	-	\$136,300
[46]: 20th Street South - Park Ave. to Denton St.							
<i>Streets</i>							
Borrowing - General Obligation Bonds/Notes	-	-	-	\$130,300	-	-	\$130,300
	-	-	-	\$130,300	-	-	\$130,300
[433]: Hagar Street - Liberty St. to Avon St.							
<i>Streets</i>							
Other - TIF Increment - 16	-	-	-	\$86,700	-	-	\$86,700
	-	-	-	\$86,700	-	-	\$86,700
[425]: 7th Street South - Ferry St. to Market St.							
<i>Streets</i>							
Other - TIF Increment - 11	-	-	-	\$85,500	-	-	\$85,500
	-	-	-	\$85,500	-	-	\$85,500
[428]: 21st Street South - Jackson St. to Johnson St.							
<i>Streets</i>							
Borrowing - General Obligation Bonds/Notes	-	-	-	\$80,900	-	-	\$80,900
	-	-	-	\$80,900	-	-	\$80,900
[430]: 28th Street South - Lincoln Ave. to Ward Ave.							
<i>Streets</i>							
Other - TIF Increment - 15	-	-	-	\$78,600	-	-	\$78,600
	-	-	-	\$78,600	-	-	\$78,600
[434]: Hass Street - 26th St. to 27th St.							
<i>Streets</i>							
Borrowing - General Obligation Bonds/Notes	-	-	-	\$72,800	-	-	\$72,800
	-	-	-	\$72,800	-	-	\$72,800
[426]: 13th Place - Travis St. to Barlow St.							
<i>Streets</i>							
Borrowing - General Obligation Bonds/Notes	-	-	-	\$72,800	-	-	\$72,800
	-	-	-	\$72,800	-	-	\$72,800
[214]: Copeland Park Drive - Gold St. to Clinton St.							
<i>Streets</i>							
Other - TIF Increment - 16	-	-	-	\$72,800	-	-	\$72,800
	-	-	-	\$72,800	-	-	\$72,800
[427]: 13th Place - Horton St. to South Ave.							
<i>Streets</i>							
Borrowing - General Obligation Bonds/Notes	-	-	-	\$71,700	-	-	\$71,700
	-	-	-	\$71,700	-	-	\$71,700
[209]: Onalaska Ave - Moore St to Gohres St							
<i>Stormwater Utility; Streets</i>							
Operating - Storm Water Utility Funds	-	-	-	-	\$300,000	-	\$300,000
Other - TIF Increment - 13	-	-	-	-	\$803,400	-	\$803,400
	-	-	-	-	\$1,103,400	-	\$1,103,400
[436]: Ferry Street - 11th St. to 15th St.							
<i>Engineering; Stormwater Utility; Streets</i>							
Operating - Storm Water Utility Funds	-	-	-	-	\$331,000	-	\$331,000
Other - TIF Increment - 11	-	-	-	-	\$634,000	-	\$634,000
	-	-	-	-	\$965,000	-	\$965,000
[234]: Sims Place - Western Terminus to South Ave							
<i>Stormwater Utility; Streets</i>							
Operating - Storm Water Utility Funds	-	-	-	-	\$575,000	-	\$575,000
Other - TIF Increment - 14	-	-	-	-	\$242,600	-	\$242,600
	-	-	-	-	\$817,600	-	\$817,600
[435]: 15th Street - Cass St. to Ferry St.							
<i>Stormwater Utility; Streets</i>							
Borrowing - General Obligation Bonds/Notes	-	-	-	-	\$254,700	-	\$254,700
Operating - Storm Water Utility Funds	-	-	-	-	\$250,000	-	\$250,000
	-	-	-	-	\$504,700	-	\$504,700
[601]: Green Bay St - 9th St S to 14th St S							
<i>Streets</i>							
Borrowing - General Obligation Bonds/Notes	-	-	-	-	\$500,000	-	\$500,000
	-	-	-	-	\$500,000	-	\$500,000

Requests

Funding Source	Past	2021	2022	2023	2024	2025	Total
[602]: Green Bay St - 14th St S to East Ave							
<i>Engineering; Streets; Water Utility</i>							
Borrowing - General Obligation Bonds/Notes	-	-	-	-	\$375,000	-	\$375,000
Operating - Water Utility Funds	-	-	-	-	\$100,000	-	\$100,000
	-	-	-	-	\$475,000	-	\$475,000
[183]: Moore St - Prospect St to dead end east							
<i>Stormwater Utility; Streets</i>							
Operating - Storm Water Utility Funds	-	-	-	-	\$110,000	-	\$110,000
Other - TIF Increment - 13	-	-	-	-	\$341,200	-	\$341,200
	-	-	-	-	\$451,200	-	\$451,200
[230]: 7th St S - Wollen Pl to Cook St							
<i>Stormwater Utility; Streets</i>							
Operating - Storm Water Utility Funds	-	-	-	-	\$150,000	-	\$150,000
Other - TIF Increment - 14	-	-	-	-	\$93,400	-	\$93,400
	-	-	-	-	\$243,400	-	\$243,400
[597]: Farnam St - 16th St S to 20th St S							
<i>Engineering; Stormwater Utility; Streets</i>							
Borrowing - General Obligation Bonds/Notes	-	-	-	-	-	\$354,000	\$354,000
Borrowing - Revenue Bonds/Notes: Storm Water Utility	-	-	-	-	-	\$1,500,000	\$1,500,000
	-	-	-	-	-	\$1,854,000	\$1,854,000
[595]: 16th St S - Johnson St to Farnam St							
<i>Engineering; Stormwater Utility; Streets</i>							
Borrowing - General Obligation Bonds/Notes	-	-	-	-	-	\$229,300	\$229,300
Borrowing - Revenue Bonds/Notes: Storm Water Utility	-	-	-	-	-	\$1,500,000	\$1,500,000
	-	-	-	-	-	\$1,729,300	\$1,729,300
[596]: Cunningham Street - Larson Street to Dead End East							
<i>Engineering; Streets</i>							
Borrowing - General Obligation Bonds/Notes	-	-	-	-	-	\$298,000	\$298,000
	-	-	-	-	-	\$298,000	\$298,000
[470]: Green Bay St - from South Ave to 9th St							
<i>Stormwater Utility; Streets</i>							
Operating - Storm Water Utility Funds	-	-	-	-	-	\$60,000	\$60,000
Other - TIF Increment - 14	-	-	-	-	-	\$25,000	\$25,000
	-	-	-	-	-	\$85,000	\$85,000

Streetscaping & Lighting

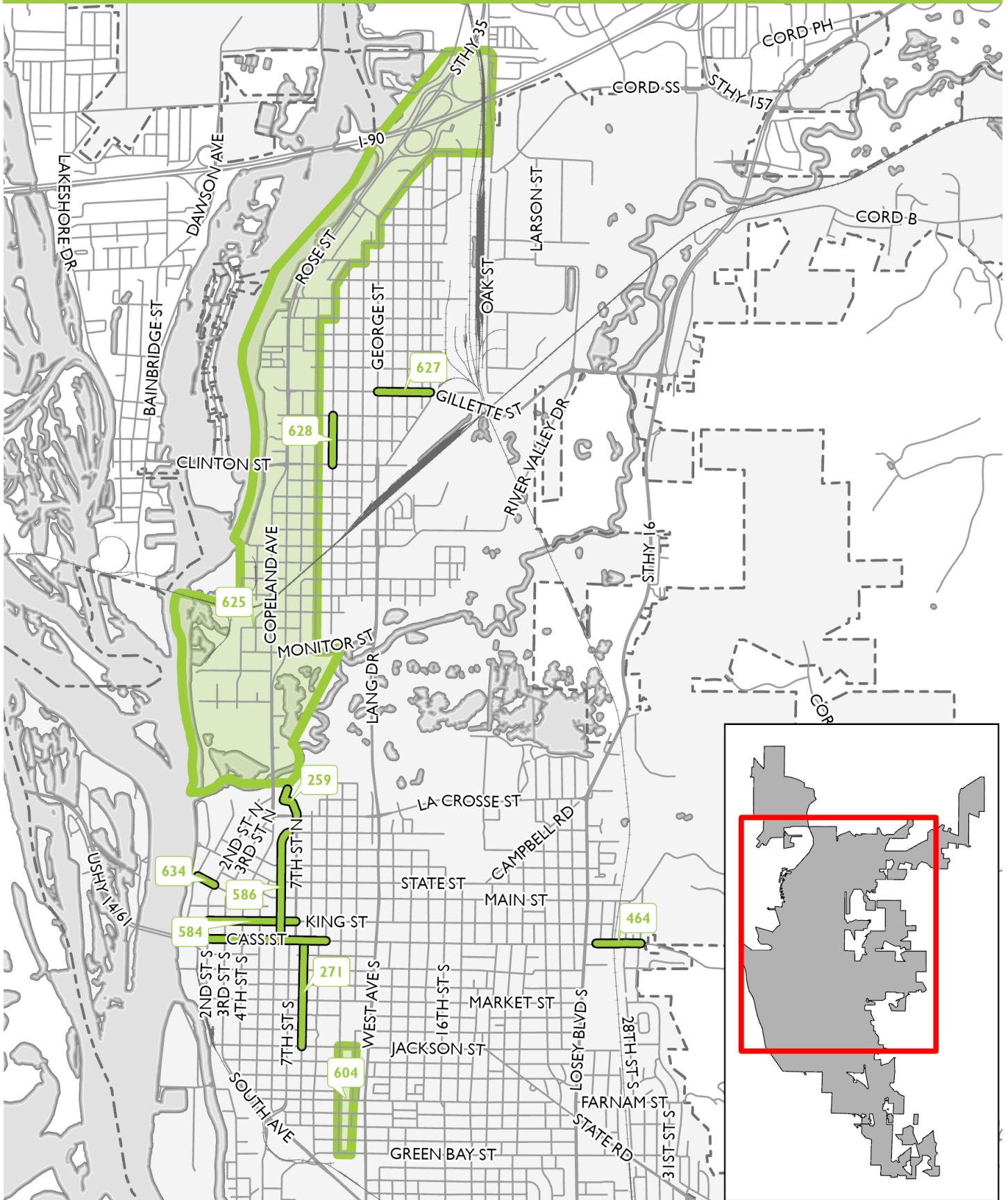
2021 Total Funding
\$278,000
2021 New Borrowing
\$120,000
2021 City Funded
\$278,000



Funding Sources

Source	2021	2022	2023	2024	2025	Total
Borrowing	\$120,000	\$661,000	\$1,120,000	\$120,000	\$120,000	\$2,141,000
General Obligation Bonds/Notes	\$120,000	\$661,000	\$1,120,000	\$120,000	\$120,000	\$2,141,000
Taxation	\$158,000	\$1,585,000	-	-	-	\$1,743,000
TIF Increment	\$158,000	\$1,585,000	-	-	-	\$1,743,000
	\$278,000	\$2,246,000	\$1,120,000	\$120,000	\$120,000	\$3,884,000

Overview Map

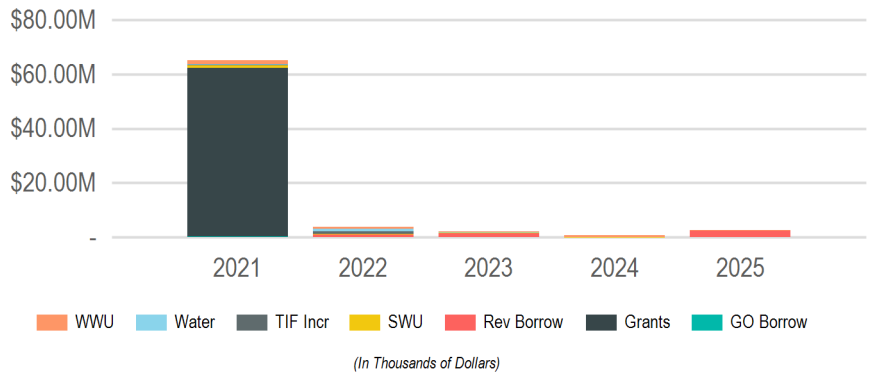


Requests

Funding Source	Past	2021	2022	2023	2024	2025	Total
[648]: Annual Sidewalk Replacement Program							
<i>Engineering; Streets</i>							
Borrowing - General Obligation Bonds/Notes	-	\$100,000	\$100,000	\$100,000	\$100,000	\$100,000	\$500,000
	-	\$100,000	\$100,000	\$100,000	\$100,000	\$100,000	\$500,000
[584]: King Street and Avon Street Neighborhood Greenways							
<i>Planning and Development</i>							
Borrowing - General Obligation Bonds/Notes	-	-	\$75,000	\$1,000,000	-	-	\$1,075,000
Other - TIF Increment - 11	-	\$75,000	-	-	-	-	\$75,000
	-	\$75,000	\$75,000	\$1,000,000	-	-	\$1,150,000
[586]: Tree Installation on 6th and Cass St							
<i>Parks, Recreation and Forestry</i>							
Other - TIF Increment - 11	-	\$55,000	-	-	-	-	\$55,000
	-	\$55,000	-	-	-	-	\$55,000
[634]: Pearl Street Walkway Design and Construction							
<i>Planning and Development</i>							
Other - TIF Increment - 17	-	\$28,000	\$400,000	-	-	-	\$428,000
	-	\$28,000	\$400,000	-	-	-	\$428,000
[626]: LED Street Light Upgrades							
<i>Engineering</i>							
Borrowing - General Obligation Bonds/Notes	-	\$20,000	\$20,000	\$20,000	\$20,000	\$20,000	\$100,000
	-	\$20,000	\$20,000	\$20,000	\$20,000	\$20,000	\$100,000
[271]: 8th St Pedestrian Lighting							
<i>Planning and Development</i>							
Other - TIF Increment - 11	-	-	\$770,000	-	-	-	\$770,000
	-	-	\$770,000	-	-	-	\$770,000
[604]: Powell-Poage Hamilton/Washburn Lighting							
<i>Community Development and Housing</i>							
Other - TIF Increment - 14	-	-	\$250,000	-	-	-	\$250,000
	-	-	\$250,000	-	-	-	\$250,000
[627]: Pedestrian lighting - Gillette St, from George St to Onalaska Ave							
<i>Engineering</i>							
Borrowing - General Obligation Bonds/Notes	-	-	\$200,000	-	-	-	\$200,000
	-	-	\$200,000	-	-	-	\$200,000
[628]: Pedestrian lighting - Liberty St, from Clinton St to Sill St							
<i>Engineering</i>							
Borrowing - General Obligation Bonds/Notes	-	-	\$150,000	-	-	-	\$150,000
	-	-	\$150,000	-	-	-	\$150,000
[259]: Pedestrian Lighting, 7th St N - from La Crosse St to North Terminus							
<i>Engineering</i>							
Other - TIF Increment - 11	-	-	\$90,000	-	-	-	\$90,000
	-	-	\$90,000	-	-	-	\$90,000
[607]: PPH / Washburn Neighborhood Streetscaping							
<i>Community Development and Housing</i>							
Other - TIF Increment - 14	-	-	\$75,000	-	-	-	\$75,000
	-	-	\$75,000	-	-	-	\$75,000
[625]: Hwy 53 Corridor Streetscaping Decorative Medallions							
<i>Planning and Development</i>							
Borrowing - General Obligation Bonds/Notes	-	-	\$60,000	-	-	-	\$60,000
	-	-	\$60,000	-	-	-	\$60,000
[464]: Sidewalk infill north side of Cass St (2515 Cass to 2823 Cass St)							
<i>Planning and Development</i>							
Borrowing - General Obligation Bonds/Notes	-	-	\$56,000	-	-	-	\$56,000
	-	-	\$56,000	-	-	-	\$56,000

Utilities

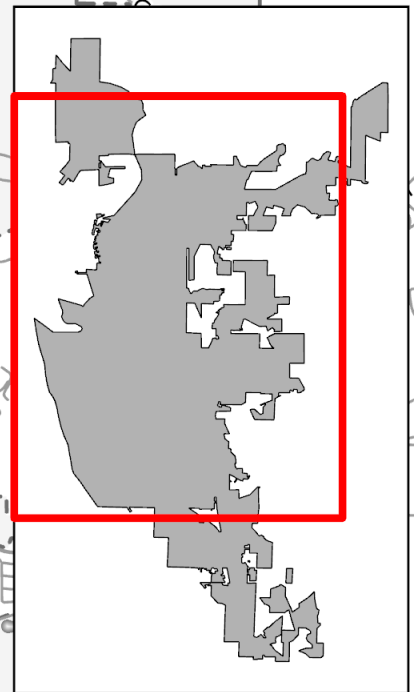
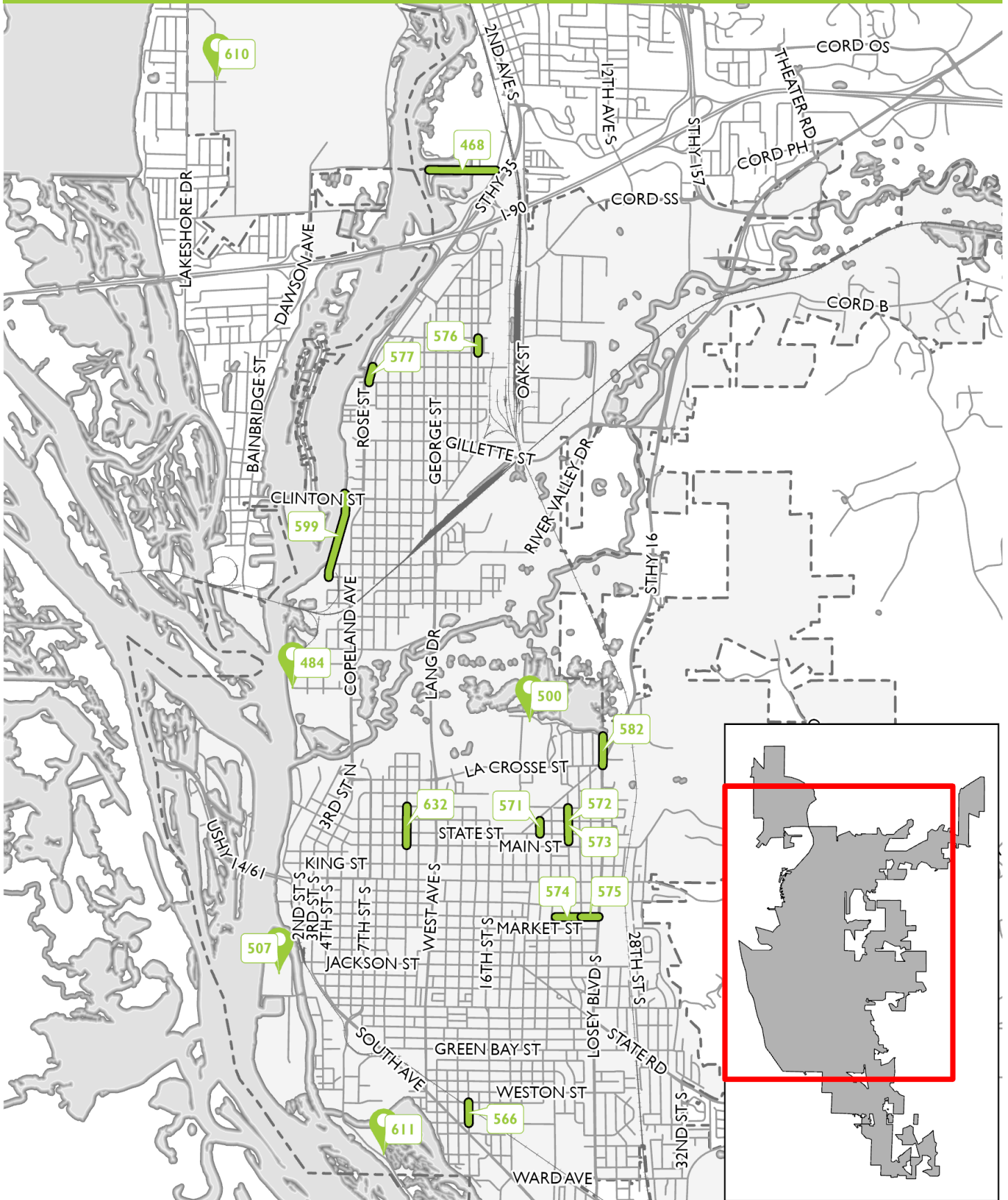
2021 Total Funding
\$65,183,000
2021 New Borrowing
\$190,000
2021 City Funded
\$3,183,000



Funding Sources

Source	2021	2022	2023	2024	2025	Total
Borrowing	\$190,000	\$1,000,000	\$1,500,000	-	\$2,500,000	\$5,190,000
General Obligation Bonds/Notes	\$190,000	-	-	-	-	\$190,000
Revenue Bonds/Notes	-	\$1,000,000	\$1,500,000	-	\$2,500,000	\$5,000,000
Grants & Other Intergovernmental	\$62,000,000	-	-	-	-	\$62,000,000
State	\$62,000,000	-	-	-	-	\$62,000,000
Operating Funds	\$2,929,000	\$1,864,000	\$750,000	\$700,000	\$250,000	\$6,493,000
Enterprise/Utility Funds	\$2,929,000	\$1,864,000	\$750,000	\$700,000	\$250,000	\$6,493,000
Taxation	\$64,000	\$1,000,000	-	-	-	\$1,064,000
TIF Increment	\$64,000	\$1,000,000	-	-	-	\$1,064,000
	\$65,183,000	\$3,864,000	\$2,250,000	\$700,000	\$2,750,000	\$74,747,000

Overview Map



Requests

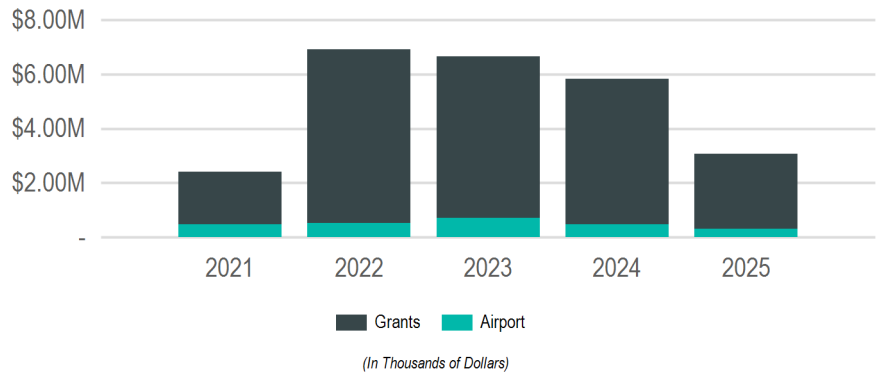
Funding Source	Past	2021	2022	2023	2024	2025	Total
[507]: WWTP Facility Upgrade							
<i>Sanitary Sewer Utility</i>							
Grants - State	-	\$62,000,000	-	-	-	-	\$62,000,000
	-	\$62,000,000	-	-	-	-	\$62,000,000
[599]: Copeland Park Sanitary Sewer Lining							
<i>Sanitary Sewer Utility</i>							
Operating - Sanitary Sewer Utility Funds	-	\$700,000	-	-	-	-	\$700,000
	-	\$700,000	-	-	-	-	\$700,000
[186]: Taylor Street Storm Water Lift Station Expansion							
<i>Stormwater Utility</i>							
Grants - Federal	\$696,000	-	-	-	-	-	\$696,000
Operating - Storm Water Utility Funds	\$174,000	\$580,000	-	-	-	-	\$754,000
	\$870,000	\$580,000	-	-	-	-	\$1,450,000
[187]: Rose Street Storm Sewer Lift Station 3rd Pump							
<i>Stormwater Utility</i>							
Grants - Federal	\$360,000	-	-	-	-	-	\$360,000
Operating - Storm Water Utility Funds	\$90,000	\$270,000	-	-	-	-	\$360,000
	\$450,000	\$270,000	-	-	-	-	\$720,000
[500]: Myrick Pump Station Improvements							
<i>Water Utility</i>							
Operating - Water Utility Funds	\$50,000	\$200,000	\$850,000	\$500,000	-	-	\$1,600,000
	\$50,000	\$200,000	\$850,000	\$500,000	-	-	\$1,600,000
[652]: Cliffside Drive Storm Sewer Yard Seepage Project							
<i>Engineering; Streets</i>							
Borrowing - General Obligation Bonds/Notes	-	\$190,000	-	-	-	-	\$190,000
	-	\$190,000	-	-	-	-	\$190,000
[566]: 15th Street Sanitary Sewer Replacement- Townsend to Horton							
<i>Sanitary Sewer Utility</i>							
Operating - Sanitary Sewer Utility Funds	-	\$155,000	-	-	-	-	\$155,000
	-	\$155,000	-	-	-	-	\$155,000
[295]: Monitor Street Lift Station Replacement							
<i>Stormwater Utility</i>							
Grants - Federal	\$1,120,000	-	-	-	-	-	\$1,120,000
Operating - Storm Water Utility Funds	\$280,000	\$150,000	-	-	-	-	\$430,000
	\$1,400,000	\$150,000	-	-	-	-	\$1,550,000
[484]: Causeway Blvd Sanitary Lift Station Rehabilitation Project							
<i>Sanitary Sewer Utility</i>							
Borrowing - Revenue Bonds/Notes: Sanitary Sewer Utility	-	-	\$1,000,000	-	-	-	\$1,000,000
Operating - Sanitary Sewer Utility Funds	-	\$64,000	-	-	-	-	\$64,000
Other - TIF Increment - 12	-	-	\$1,000,000	-	-	-	\$1,000,000
Other - TIF Increment - 17	-	\$64,000	-	-	-	-	\$64,000
	-	\$128,000	\$2,000,000	-	-	-	\$2,128,000
[573]: 22nd St Sewer Replacement - Pine to Dead-End South							
<i>Stormwater Utility</i>							
Operating - Storm Water Utility Funds	-	\$100,000	-	-	-	-	\$100,000
	-	\$100,000	-	-	-	-	\$100,000
[575]: Ferry St Sanitary Sewer Replacement - 23rd to Losey Blvd							
<i>Sanitary Sewer Utility</i>							
Operating - Sanitary Sewer Utility Funds	-	\$100,000	-	-	-	-	\$100,000
	-	\$100,000	-	-	-	-	\$100,000
[578]: Storm Water Utility Casting and Catch Basin Replacement Funds							
<i>Stormwater Utility</i>							
Operating - Storm Water Utility Funds	-	\$100,000	\$100,000	\$100,000	\$100,000	\$100,000	\$500,000
	-	\$100,000	\$100,000	\$100,000	\$100,000	\$100,000	\$500,000
[579]: Sanitary Sewer Utility Casting and Manhole Replacement Funds							
<i>Sanitary Sewer Utility</i>							
Operating - Sanitary Sewer Utility Funds	-	\$100,000	\$100,000	\$100,000	\$100,000	\$100,000	\$500,000
	-	\$100,000	\$100,000	\$100,000	\$100,000	\$100,000	\$500,000
[574]: Ferry Street Sanitary Sewer Replacement Dead-End East of 22nd to Dead-End West of 22nd							
<i>Sanitary Sewer Utility</i>							
Operating - Sanitary Sewer Utility Funds	-	\$75,000	-	-	-	-	\$75,000
	-	\$75,000	-	-	-	-	\$75,000

Requests

Funding Source	Past	2021	2022	2023	2024	2025	Total
[572]: 22nd St Sanitary Sewer Replacement - Pine to State							
<i>Sanitary Sewer Utility</i>							
Operating - Sanitary Sewer Utility Funds	-	\$75,000	-	-	-	-	\$75,000
	-	\$75,000	-	-	-	-	\$75,000
[576]: Onalaska Ave Sanitary Sewer Replacement - Palace to Hayes							
<i>Sanitary Sewer Utility</i>							
Operating - Sanitary Sewer Utility Funds	-	\$70,000	-	-	-	-	\$70,000
	-	\$70,000	-	-	-	-	\$70,000
[571]: 20th St Sanitary Sewer Replacement - State to Vine							
<i>Sanitary Sewer Utility</i>							
Operating - Sanitary Sewer Utility Funds	-	\$60,000	-	-	-	-	\$60,000
	-	\$60,000	-	-	-	-	\$60,000
[577]: Rose Court Sanitary Sewer Main Replacement - Livingston to Moore							
<i>Sanitary Sewer Utility</i>							
Operating - Sanitary Sewer Utility Funds	-	\$50,000	-	-	-	-	\$50,000
	-	\$50,000	-	-	-	-	\$50,000
[184]: Street Best Management Practice (BMP)							
<i>Engineering; Stormwater Utility</i>							
Operating - Storm Water Utility Funds	\$100,000	\$50,000	\$50,000	\$50,000	\$50,000	\$50,000	\$350,000
	\$100,000	\$50,000	\$50,000	\$50,000	\$50,000	\$50,000	\$350,000
[468]: Lauderdale Place Storm							
<i>Stormwater Utility</i>							
Operating - Storm Water Utility Funds	-	\$30,000	-	-	-	-	\$30,000
	-	\$30,000	-	-	-	-	\$30,000
[610]: Replace Breezy Point Sanitary Lift Station							
<i>Sanitary Sewer Utility</i>							
Operating - Sanitary Sewer Utility Funds	-	-	\$370,000	-	-	-	\$370,000
	-	-	\$370,000	-	-	-	\$370,000
[227]: Sanitary Sewer Repair and Rehab Projects							
<i>Sanitary Sewer Utility</i>							
Operating - Sanitary Sewer Utility Funds	\$350,000	-	\$350,000	-	\$350,000	-	\$1,050,000
	\$350,000	-	\$350,000	-	\$350,000	-	\$1,050,000
[492]: Well House Furnace Replacements							
<i>Water Utility</i>							
Operating - Water Utility Funds	\$40,000	-	\$44,000	-	-	-	\$84,000
	\$40,000	-	\$44,000	-	-	-	\$84,000
[631]: Storm Sewer Outfall from Losey Blvd and La Crosse St							
<i>Stormwater Utility</i>							
Borrowing - Revenue Bonds/Notes: Storm Water Utility	-	-	-	\$1,500,000	-	-	\$1,500,000
	-	-	-	\$1,500,000	-	-	\$1,500,000
[611]: Rehabilitation of the Green Island Sanitary Lift Station							
<i>Sanitary Sewer Utility</i>							
Operating - Sanitary Sewer Utility Funds	-	-	-	-	\$100,000	-	\$100,000
	-	-	-	-	\$100,000	-	\$100,000
[582]: Losey Blvd - La Crosse Street to Park Drive (Marsh Outfall)							
<i>Stormwater Utility; Streets</i>							
Borrowing - Revenue Bonds/Notes: Storm Water Utility	-	-	-	-	-	\$2,000,000	\$2,000,000
	-	-	-	-	-	\$2,000,000	\$2,000,000
[632]: 10th St - Pine St to Main St Storm Sewer Replacement							
<i>Stormwater Utility</i>							
Borrowing - Revenue Bonds/Notes: Storm Water Utility	-	-	-	-	-	\$500,000	\$500,000
	-	-	-	-	-	\$500,000	\$500,000

Airport

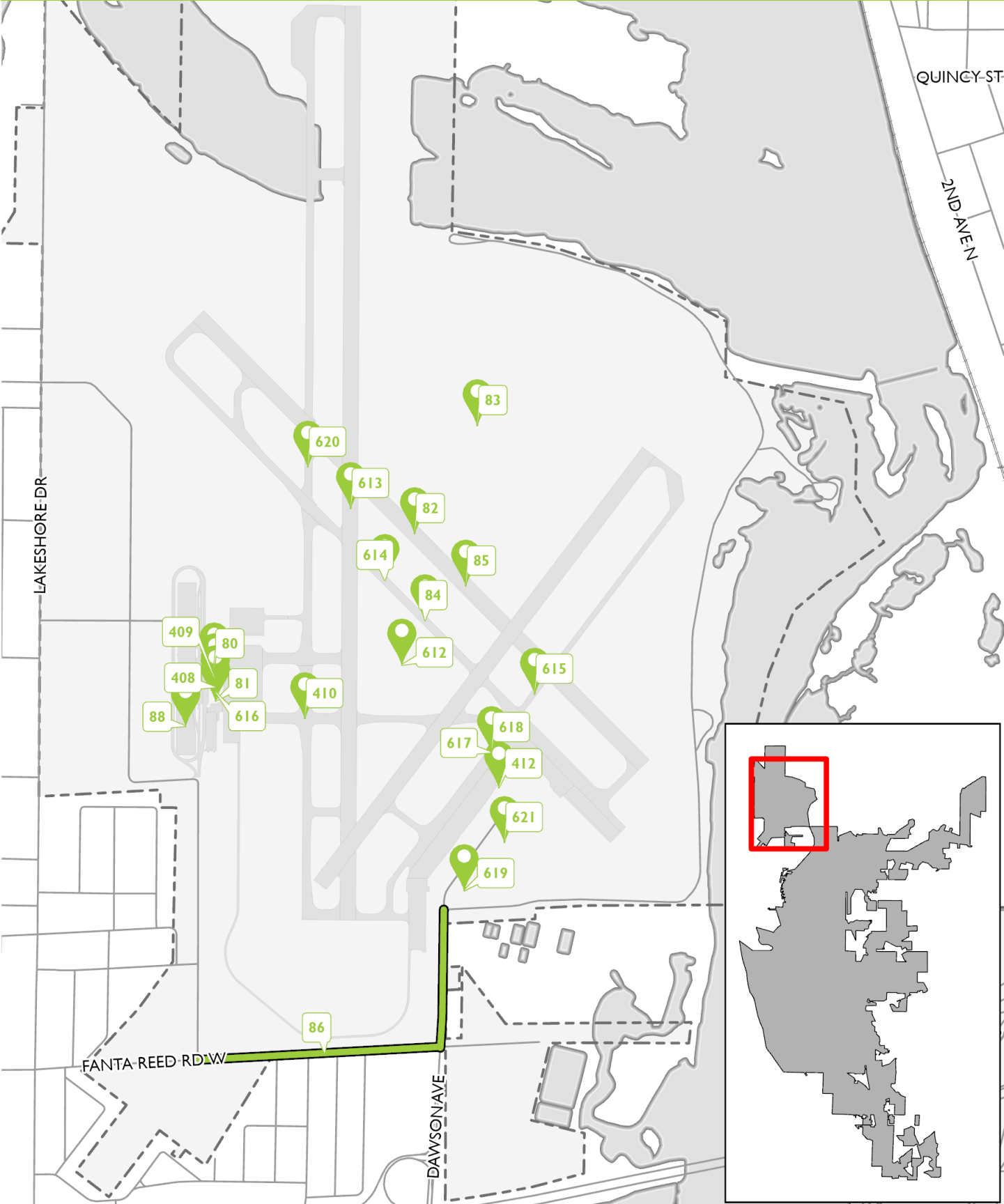
2021 Total Funding
\$2,402,000
2021 New Borrowing
2021 City Funded
\$477,650



Funding Sources

Source	2021	2022	2023	2024	2025	Total
Grants & Other Intergovernmental	\$1,924,350	\$6,396,849	\$5,937,059	\$5,347,853	\$2,755,028	\$22,361,139
Federal	\$256,500	\$5,819,161	\$3,968,237	\$4,426,625	\$2,563,795	\$17,034,318
State	\$1,667,850	\$577,688	\$1,968,822	\$921,228	\$191,233	\$5,326,821
Operating Funds	\$477,650	\$519,388	\$710,049	\$469,751	\$309,566	\$2,486,404
Enterprise/Utility Funds	\$477,650	\$519,388	\$710,049	\$469,751	\$309,566	\$2,486,404
	\$2,402,000	\$6,916,237	\$6,647,108	\$5,817,604	\$3,064,594	\$24,847,543

Overview Map



Requests

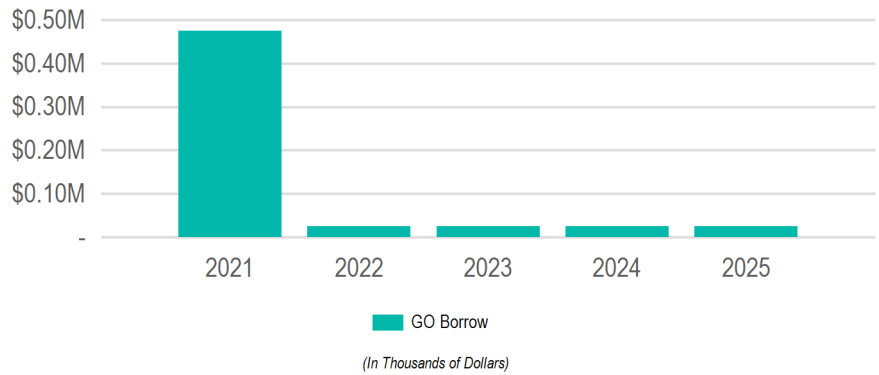
Funding Source	Past	2021	2022	2023	2024	2025	Total
[612]: Airfield Drainage (Stormwater) Study Improvements, Phase 1 Construction							
<i>Airport</i>							
Grants - State	-	\$540,000	-	-	-	-	\$540,000
Operating - Passenger Facility Charges	-	\$135,000	-	-	-	-	\$135,000
	-	\$675,000	-	-	-	-	\$675,000
[81]: Install Terminal Inbound Baggage Conveyor							
<i>Airport</i>							
Grants - State	-	\$536,000	-	-	-	-	\$536,000
Operating - Passenger Facility Charges	-	\$134,000	-	-	-	-	\$134,000
	-	\$670,000	-	-	-	-	\$670,000
[410]: Joint Seal Taxway C (South)							
<i>Airport</i>							
Grants - State	-	\$329,600	-	-	-	-	\$329,600
Operating - Passenger Facility Charges	-	\$82,400	-	-	-	-	\$82,400
	-	\$412,000	-	-	-	-	\$412,000
[80]: Install Terminal Generator							
<i>Airport</i>							
Grants - State	-	\$248,000	-	-	-	-	\$248,000
Operating - Airport Operating Funds	-	\$62,000	-	-	-	-	\$62,000
	-	\$310,000	-	-	-	-	\$310,000
[82]: Rehabilitate Runway 13/31 - Design							
<i>Airport</i>							
Grants - Federal	-	\$256,500	-	-	-	-	\$256,500
Grants - State	-	\$14,250	-	-	-	-	\$14,250
Operating - Passenger Facility Charges	-	\$14,250	-	-	-	-	\$14,250
	-	\$285,000	-	-	-	-	\$285,000
[408]: Terminal Facility Upgrades and Rehabilitation							
<i>Airport</i>							
Operating - Airport Operating Funds	\$50,000	\$50,000	\$52,500	\$52,500	\$55,000	\$55,000	\$315,000
	\$50,000	\$50,000	\$52,500	\$52,500	\$55,000	\$55,000	\$315,000
[85]: Rehabilitate Runway 13/31 - Construction							
<i>Airport</i>							
Grants - Federal	-	-	\$4,988,882	-	-	-	\$4,988,882
Grants - State	-	-	\$277,161	-	-	-	\$277,161
Operating - Passenger Facility Charges	-	-	\$277,161	-	-	-	\$277,161
	-	-	\$5,543,204	-	-	-	\$5,543,204
[83]: Avigation Easements and Remove Obstructions							
<i>Airport</i>							
Grants - Federal	-	-	\$477,000	-	-	-	\$477,000
Grants - State	-	-	\$26,500	-	-	-	\$26,500
Operating - Passenger Facility Charges	-	-	\$26,500	-	-	-	\$26,500
	-	-	\$530,000	-	-	-	\$530,000
[86]: Install Fanta Reed Road Lighting							
<i>Airport</i>							
Grants - State	-	-	\$254,400	-	-	-	\$254,400
Operating - Airport Operating Funds	-	-	\$63,600	-	-	-	\$63,600
	-	-	\$318,000	-	-	-	\$318,000
[84]: Rehabilitation Taxiway B - Design							
<i>Airport</i>							
Grants - Federal	-	-	\$257,799	-	-	-	\$257,799
Grants - State	-	-	\$14,322	-	-	-	\$14,322
Operating - Passenger Facility Charges	-	-	\$14,322	-	-	-	\$14,322
	-	-	\$286,443	-	-	-	\$286,443
[613]: Replace Runway 18 PAPI							
<i>Airport</i>							
Grants - Federal	-	-	\$95,480	-	-	-	\$95,480
Grants - State	-	-	\$5,305	-	-	-	\$5,305
Operating - Passenger Facility Charges	-	-	\$5,305	-	-	-	\$5,305
	-	-	\$106,090	-	-	-	\$106,090
[409]: Terminal Carpet Replacement							
<i>Airport</i>							
Operating - Airport Operating Funds	-	-	\$80,000	-	-	-	\$80,000
	-	-	\$80,000	-	-	-	\$80,000

Requests

Funding Source	Past	2021	2022	2023	2024	2025	Total
[614]: Taxiway B Rehabilitation - Construction							
<i>Airport</i>							
Grants - Federal	-	-	-	\$2,389,794	-	-	\$2,389,794
Grants - State	-	-	-	\$132,766	-	-	\$132,766
Operating - Passenger Facility Charges	-	-	-	\$132,767	-	-	\$132,767
	-	-	-	\$2,655,327	-	-	\$2,655,327
[615]: Construct Connector Taxiway							
<i>Airport</i>							
Grants - Federal	-	-	-	\$1,101,468	-	-	\$1,101,468
Grants - State	-	-	-	\$61,193	-	-	\$61,193
Operating - Passenger Facility Charges	-	-	-	\$61,193	-	-	\$61,193
	-	-	-	\$1,223,854	-	-	\$1,223,854
[88]: Reconstruct South Terminal Parking Lot							
<i>Airport</i>							
Grants - State	-	-	-	\$874,182	-	-	\$874,182
Operating - Airport Operating Funds	-	-	-	\$218,545	-	-	\$218,545
	-	-	-	\$1,092,727	-	-	\$1,092,727
[616]: Terminal Outbound Baggage Expansion							
<i>Airport</i>							
Grants - State	-	-	-	\$874,182	-	-	\$874,182
Operating - Passenger Facility Charges	-	-	-	\$218,545	-	-	\$218,545
	-	-	-	\$1,092,727	-	-	\$1,092,727
[617]: Taxiway A Relocation - Design							
<i>Airport</i>							
Grants - Federal	-	-	-	\$476,975	-	-	\$476,975
Grants - State	-	-	-	\$26,499	-	-	\$26,499
Operating - Passenger Facility Charges	-	-	-	\$26,499	-	-	\$26,499
	-	-	-	\$529,973	-	-	\$529,973
[618]: Taxiway A Relocation - Construction							
<i>Airport</i>							
Grants - Federal	-	-	-	-	\$4,426,625	-	\$4,426,625
Grants - State	-	-	-	-	\$245,923	-	\$245,923
Operating - Passenger Facility Charges	-	-	-	-	\$245,925	-	\$245,925
	-	-	-	-	\$4,918,473	-	\$4,918,473
[412]: Rehabilitate ARFF Facility							
<i>Airport</i>							
Grants - State	-	-	-	-	\$675,305	-	\$675,305
Operating - Passenger Facility Charges	-	-	-	-	\$168,826	-	\$168,826
	-	-	-	-	\$844,131	-	\$844,131
[621]: SRE Building Rehabilitation/Expansion							
<i>Airport</i>							
Grants - Federal	-	-	-	-	\$2,181,295	-	\$2,181,295
Grants - State	-	-	-	-	\$121,183	-	\$121,183
Operating - Passenger Facility Charges	-	-	-	-	\$121,183	-	\$121,183
	-	-	-	-	\$2,423,661	-	\$2,423,661
[620]: Taxiway C North Pavement Repairs and Joint Sealing							
<i>Airport</i>							
Grants - Federal	-	-	-	-	\$382,500	-	\$382,500
Grants - State	-	-	-	-	\$21,250	-	\$21,250
Operating - Passenger Facility Charges	-	-	-	-	\$121,183	-	\$121,183
	-	-	-	-	\$524,933	-	\$524,933
[619]: Prepare Development Site							
<i>Airport</i>							
Grants - State	-	-	-	-	\$48,800	-	\$48,800
Operating - Passenger Facility Charges	-	-	-	-	\$12,200	-	\$12,200
	-	-	-	-	\$61,000	-	\$61,000

Bridges

2021 Total Funding
\$475,000
2021 New Borrowing
\$475,000
2021 City Funded
\$475,000



Funding Sources

Source	2021	2022	2023	2024	2025	Total
Borrowing	\$475,000	\$25,000	\$25,000	\$25,000	\$25,000	\$575,000
General Obligation Bonds/Notes	\$475,000	\$25,000	\$25,000	\$25,000	\$25,000	\$575,000
	\$475,000	\$25,000	\$25,000	\$25,000	\$25,000	\$575,000

Requests

Funding Source	Past	2021	2022	2023	2024	2025	Total
[528]: Bridge Maintenance & Inspections							
<i>Engineering</i>							
Borrowing - General Obligation Bonds/Notes	-	\$475,000	\$25,000	\$25,000	\$25,000	\$25,000	\$575,000
	-	\$475,000	\$25,000	\$25,000	\$25,000	\$25,000	\$575,000

New Borrowing Requests

Request	2021	2022	2023	2024	2025	Total
Borrowing - General Obligation Bonds/Notes						
[51]: Airport Rd. - Lakeshore Dr. to Terminal Entrance	\$3,061,800	-	-	-	-	\$3,061,800
[104]: Fire Station #4 - New Construction	\$2,387,364	-	-	-	-	\$2,387,364
[131]: Main Street - West Ave. to 17th St.	\$1,269,000	-	-	-	-	\$1,269,000
[8]: Police Law Enforcement Center	\$1,000,000	-	\$25,000,000	\$10,000,000	-	\$36,000,000
[645]: City Hall Lobby Renovation	\$890,000	\$610,000	-	-	-	\$1,500,000
[653]: Fire Station #1 Rehabilitation	\$850,000	-	-	-	-	\$850,000
[EQUIP]: Information Technology Capital Equipment	\$728,312	\$806,991	\$1,052,793	\$876,649	\$682,562	\$4,147,307
[EQUIP]: Fire Capital Equipment	\$543,350	\$982,000	\$196,000	\$1,540,000	\$181,000	\$3,442,350
[466]: South Community Library remodel	\$500,000	\$1,000,000	-	-	-	\$1,500,000
[508]: Riverside Park - Fish Hatchery Bldg	\$500,000	\$500,000	-	-	-	\$1,000,000
[158]: Hydraulic/Levee Improvements	\$500,000	-	-	-	-	\$500,000
[528]: Bridge Maintenance & Inspections	\$475,000	\$25,000	\$25,000	\$25,000	\$25,000	\$575,000
[106]: Gillette St - Caledonia St to George St (STP-Urban)	\$400,000	-	-	-	-	\$400,000
[EQUIP]: Streets Capital Equipment	\$385,000	\$798,000	\$819,000	\$435,000	\$423,000	\$2,860,000
[EQUIP]: Municipal Transit Utility Capital Equipment	\$368,000	\$284,000	\$320,000	-	-	\$972,000
[EQUIP]: Police Capital Equipment	\$325,000	\$325,000	\$325,000	\$325,000	\$325,000	\$1,625,000
[570]: Fire Station Alerting System - Replacement of Existing/Failing System	\$316,000	-	-	-	-	\$316,000
[272]: Main Library Flooring and Shelving	\$310,000	-	-	-	-	\$310,000
[443]: Weigent Park Shelter	\$300,000	-	-	-	-	\$300,000
[509]: City Hall Council Chambers	\$250,000	\$250,000	-	-	-	\$500,000
[EQUIP]: La Crosse Center Capital Equipment	-	\$90,000	-	-	\$175,000	\$265,000
[161]: Riverside Park Levee - Phase III	\$200,000	-	-	-	-	\$200,000
[652]: Cliffside Drive Storm Sewer Yard Seepage Project	\$190,000	-	-	-	-	\$190,000
[EQUIP]: Parks and Recreation Capital Equipment	\$184,000	\$270,000	\$229,000	\$217,000	\$275,000	\$1,175,000
[591]: Vine Street - 10th Street North to 11th Street North	\$159,000	-	-	-	-	\$159,000
[441]: Trails / Bluffland	\$150,000	\$200,000	\$200,000	\$200,000	\$200,000	\$950,000
[268]: Citywide Traffic Implementation: Interconnect & Synchronization.	\$140,000	\$300,000	\$250,000	\$200,000	-	\$890,000
[648]: Annual Sidewalk Replacement Program	\$100,000	\$100,000	\$100,000	\$100,000	\$100,000	\$500,000
[551]: Marsh Hydrological Study	\$100,000	\$100,000	\$100,000	\$100,000	\$100,000	\$500,000
[168]: Pammel Creek Repairs	\$100,000	\$100,000	\$100,000	-	-	\$300,000
[650]: Jackson St. Overlay from 3rd St. to 23rd St.	\$100,000	-	-	-	-	\$100,000
[176]: George Street - Interchange Place to Stoddard St.	\$93,000	-	-	-	-	\$93,000
[630]: 2021 Highway Safety Improvement Program Construction	\$75,000	-	-	-	-	\$75,000
[649]: Bliss Road Slope Stabilization	\$70,400	\$350,000	\$300,000	-	-	\$720,400
[565]: Fiber Infrastructure	\$70,000	\$70,000	\$70,000	\$70,000	\$70,000	\$350,000
[EQUIP]: Refuse and Recycling Capital Equipment	\$67,000	-	\$13,500	\$60,000	\$75,000	\$215,500
[629]: WIS 35 - La Crosse Co line to Garner Pl	\$60,000	-	-	-	-	\$60,000
[651]: Emergency Warning System Siren Replacement	\$50,000	-	-	-	-	\$50,000
[284]: Green Bay St - from East Ave to 22nd St (STP-Urban)	\$45,000	\$200,000	-	-	-	\$245,000
[646]: Reconstruction of 21st. St. & Madison St. Intersection	\$45,000	-	-	-	-	\$45,000
[626]: LED Street Light Upgrades	\$20,000	\$20,000	\$20,000	\$20,000	\$20,000	\$100,000
[211]: South Ave - Green Bay St to Ward Ave	\$10,000	\$2,844,000	-	-	-	\$2,854,000
[116]: La Crosse St - from West Ave through Losey Blvd int.	\$10,000	\$500,000	-	-	-	\$510,000
[623]: Hear, Here Project- Downtown & North La Crosse	\$8,930	-	\$20,500	-	\$20,500	\$49,930
[581]: Fire Station #2 - New Construction	-	\$6,360,000	-	-	-	\$6,360,000
[580]: Fire Station #3 - Remodel/Refurbish Existing Station #3; Add new City EOC	-	\$3,250,000	-	-	-	\$3,250,000
[53]: Cliffwood Lane - 28th St. to Seiler Ln.	-	\$1,257,500	-	-	-	\$1,257,500
[624]: Flood Levee Rehabilitation	-	\$1,200,000	\$1,200,000	\$1,200,000	\$1,200,000	\$4,800,000
[160]: 17th Pl S - Main St to Cass St	-	\$878,900	-	-	-	\$878,900
[643]: Roof Replacement for South Hall A and Lobby	-	\$750,000	-	-	-	\$750,000
[49]: 28th Street South - Main St. to Cass St.	-	\$698,300	-	-	-	\$698,300
[23]: Myrick Park Playground	-	\$500,000	\$500,000	-	-	\$1,000,000
[569]: Traffic Preemption System - Total Replacement of Existing System	-	\$450,000	\$450,000	-	-	\$900,000
[562]: City Hall Air Handler Replacement	-	\$450,000	\$450,000	-	-	\$900,000
[440]: Carroll Park Improvements	-	\$450,000	-	-	-	\$450,000
[416]: City Hall 5th Floor Remodel	-	\$400,000	-	-	-	\$400,000
[593]: Redfield Street - 21st Street South to Losey Boulevard	-	\$307,000	-	-	-	\$307,000
[592]: Farnam St - 10th St S to West Ave	-	\$303,700	-	-	-	\$303,700
[550]: Forest Hills Irrigation System	-	\$300,000	\$300,000	\$300,000	\$300,000	\$1,200,000
[229]: Weston Street - East Ave. to 21st Pl. S	-	\$287,100	-	-	-	\$287,100
[552]: Riverside Park Bathrooms	-	\$250,000	-	-	-	\$250,000
[421]: Livingston Street - Liberty St. to George St.	-	\$231,000	-	-	-	\$231,000
[47]: 22nd Street South - Hyde Ave. to Weston St.	-	\$221,100	-	-	-	\$221,100
[220]: 20th St S - Hyde Ave to Weston St	-	\$206,800	-	-	-	\$206,800
[162]: 17th Street South - Chase St. to South Ave.	-	\$204,600	-	-	-	\$204,600
[424]: Sunset Drive - Green Bay St. to State Rd.	-	\$203,500	-	-	-	\$203,500

New Borrowing Requests

Request	2021	2022	2023	2024	2025	Total
[141]: City-Wide Replacement Housing	-	\$200,000	\$200,000	\$200,000	\$200,000	\$800,000
[563]: City Hall Windows, Air Seal Replacements	-	\$200,000	\$200,000	\$200,000	\$200,000	\$800,000
[627]: Pedestrian lighting - Gillette St, from George St to Onalaska Ave	-	\$200,000	-	-	-	\$200,000
[169]: 21st St N - Campbell Rd to State St	-	\$174,900	-	-	-	\$174,900
[628]: Pedestrian lighting - Liberty St, from Clinton St to Sill St	-	\$150,000	-	-	-	\$150,000
[228]: Travis Street - East Ave. to 20th St. S	-	\$143,000	-	-	-	\$143,000
[177]: Hayes St - Kane St to Liberty St	-	\$136,400	-	-	-	\$136,400
[57]: Garner Place - Zion Rd to Dead End South	-	\$116,700	-	-	-	\$116,700
[178]: Liberty St - Hayes St to Moore St	-	\$101,200	-	-	-	\$101,200
[561]: City Hall Plumbing Repairs/Bathroom Remodel	-	\$100,000	\$100,000	\$100,000	\$100,000	\$400,000
[559]: Glendale Park	-	\$100,000	-	-	-	\$100,000
[223]: East Ave - Weston St to Horton St	-	\$100,000	-	-	-	\$100,000
[555]: Riverside Point Waterway Development Plan	-	\$100,000	-	-	-	\$100,000
[556]: Crowley Park	-	\$100,000	-	-	-	\$100,000
[549]: Riverside Electric Site Plan	-	\$100,000	-	-	-	\$100,000
[138]: Zion Road - Garner Pl. to Dead End North	-	\$99,000	-	-	-	\$99,000
[527]: New Sidewalks along Green Bay St from 15th St to 16th St	-	\$85,000	-	-	-	\$85,000
[584]: King Street and Avon Street Neighborhood Greenways	-	\$75,000	\$1,000,000	-	-	\$1,075,000
[222]: 21st Pl S - Townsend St to Bennett St	-	\$70,400	-	-	-	\$70,400
[625]: Hwy 53 Corridor Streetscaping Decorative Medallions	-	\$60,000	-	-	-	\$60,000
[464]: Sidewalk infill north side of Cass St (2515 Cass to 2823 Cass St)	-	\$56,000	-	-	-	\$56,000
[644]: Furniture, Fixtures and Equipment Replacement	-	\$50,000	-	\$50,000	-	\$100,000
[542]: City Hall Networking Cable Replacement	-	\$50,000	\$50,000	-	-	\$100,000
[460]: Wittenberg Park Environmental Analysis and Fill	-	\$50,000	-	-	-	\$50,000
[489]: Bluffview Park Accessory Items	-	\$23,000	-	-	-	\$23,000
[66]: Police Station 2 Fiber Connection	-	\$20,000	-	-	-	\$20,000
[605]: Fire Station #5 - New Construction	-	-	\$6,741,600	-	-	\$6,741,600
[594]: 6th Street South - State Street to Cass Street	-	-	\$1,663,500	-	-	\$1,663,500
[64]: Lauderdale Place - George St. to Lauderdale Ct.	-	-	\$1,219,600	-	-	\$1,219,600
[432]: Elm Drive - Easter Rd. to Valleyview Pl.	-	-	\$473,600	-	-	\$473,600
[546]: East Copeland Parking Lot	-	-	\$400,000	-	-	\$400,000
[58]: George Street - Wittenberg Pl. to Onalaska Ave.	-	-	\$397,100	-	-	\$397,100
[540]: Restroom remodeling in South Facility	-	-	\$360,000	-	-	\$360,000
[431]: 31st Street South - State Rd. to East Fairchild St.	-	-	\$341,900	-	-	\$341,900
[548]: Copeland Park Shelters	-	-	\$300,000	\$300,000	\$300,000	\$900,000
[544]: Forest Hills Tennis Courts	-	-	\$300,000	-	-	\$300,000
[170]: 21st St S - Market St to Winnebago St	-	-	\$213,100	-	-	\$213,100
[600]: Green Bay St - Losey Blvd to BNSF RR	-	-	\$210,000	-	-	\$210,000
[159]: 16th St N - Vine St to Main St	-	-	\$176,800	-	-	\$176,800
[429]: 23rd Street South - Hyde Ave. to Barlow St.	-	-	\$147,900	-	-	\$147,900
[232]: 20th Street South - Mormon Coulee Rd. to Dead End South	-	-	\$137,500	-	-	\$137,500
[213]: Birch Street - 29th St. to Dead End East	-	-	\$136,300	-	-	\$136,300
[46]: 20th Street South - Park Ave. to Denton St.	-	-	\$130,300	-	-	\$130,300
[598]: Green Bay St - 22nd St S to Losey Blvd	-	-	\$130,000	-	-	\$130,000
[558]: Seminary Park	-	-	\$100,000	-	-	\$100,000
[212]: State St - 16th St to 17th St	-	-	\$92,400	-	-	\$92,400
[428]: 21st Street South - Jackson St. to Johnson St.	-	-	\$80,900	-	-	\$80,900
[467]: Main branch La Crosse Public Library Remodel	-	-	\$75,000	\$175,000	-	\$250,000
[434]: Hass Street - 26th St. to 27th St.	-	-	\$72,800	-	-	\$72,800
[426]: 13th Place - Travis St. to Barlow St.	-	-	\$72,800	-	-	\$72,800
[427]: 13th Place - Horton St. to South Ave.	-	-	\$71,700	-	-	\$71,700
[243]: Port of La Crosse Harbor and Waterfront Plan Update	-	-	\$60,000	\$60,000	-	\$120,000
[642]: Sound System for South Hall B, Ballroom, Foyer and Boardrooms	-	-	\$45,000	-	-	\$45,000
[547]: West Copeland Parking Lot	-	-	-	\$600,000	-	\$600,000
[601]: Green Bay St - 9th St S to 14th St S	-	-	-	\$500,000	-	\$500,000
[602]: Green Bay St - 14th St S to East Ave	-	-	-	\$375,000	-	\$375,000
[435]: 15th Street - Cass St. to Ferry St.	-	-	-	\$254,700	-	\$254,700
[553]: Erickson Pool	-	-	-	\$200,000	-	\$200,000
[564]: City Hall Parking Lot	-	-	-	\$125,000	-	\$125,000
[557]: Merry Meadows Park	-	-	-	\$100,000	-	\$100,000
[543]: North Community Library Boiler Replacement	-	-	-	\$75,000	-	\$75,000
[597]: Farnam St - 16th St S to 20th St S	-	-	-	-	\$354,000	\$354,000
[596]: Cunningham Street - Larson Street to Dead End East	-	-	-	-	\$298,000	\$298,000
[595]: 16th St S - Johnson St to Farnam St	-	-	-	-	\$229,300	\$229,300
[554]: Northside Community Pool	-	-	-	-	\$200,000	\$200,000
[560]: Hass Park	-	-	-	-	\$100,000	\$100,000
	\$17,406,156	\$32,545,091	\$47,740,593	\$18,983,349	\$6,153,362	\$122,828,551

Borrowing - Revenue Bonds/Notes: Sanitary Sewer Utility

[484]: Causeway Blvd Sanitary Lift Station Rehabilitation Project	-	\$1,000,000	-	-	-	\$1,000,000
---	---	-------------	---	---	---	-------------

New Borrowing Requests

Request	2021	2022	2023	2024	2025	Total
[284]: Green Bay St - from East Ave to 22nd St (STP-Urban)	-	\$113,000	-	-	-	\$113,000
[170]: 21st St S - Market St to Winnebago St	-	-	\$60,000	-	-	\$60,000
	-	\$1,113,000	\$60,000	-	-	\$1,173,000

Borrowing - Revenue Bonds/Notes: Storm Water Utility

[116]: La Crosse St - from West Ave through Losey Blvd int.	-	\$638,000	-	-	-	\$638,000
[284]: Green Bay St - from East Ave to 22nd St (STP-Urban)	-	\$262,000	-	-	-	\$262,000
[182]: Monitor St - Rose St to Lang Dr	-	\$360,000	-	-	-	\$360,000
[171]: Buchner Pl - Copeland Ave to Dead End West	-	\$349,800	-	-	-	\$349,800
[229]: Weston Street - East Ave. to 21st Pl. S	-	\$235,000	-	-	-	\$235,000
[220]: 20th St S - Hyde Ave to Weston St	-	\$190,000	-	-	-	\$190,000
[177]: Hayes St - Kane St to Liberty St	-	\$115,000	-	-	-	\$115,000
[228]: Travis Street - East Ave. to 20th St. S	-	\$110,000	-	-	-	\$110,000
[222]: 21st Pl S - Townsend St to Bennett St	-	\$110,000	-	-	-	\$110,000
[223]: East Ave - Weston St to Horton St	-	\$65,000	-	-	-	\$65,000
[631]: Storm Sewer Outfall from Losey Blvd and La Crosse St	-	-	\$1,500,000	-	-	\$1,500,000
[600]: Green Bay St - Losey Blvd to BNSF RR	-	-	\$500,000	-	-	\$500,000
[159]: 16th St N - Vine St to Main St	-	-	\$200,000	-	-	\$200,000
[598]: Green Bay St - 22nd St S to Losey Blvd	-	-	\$170,000	-	-	\$170,000
[58]: George Street - Wittenberg Pl. to Onalaska Ave.	-	-	\$80,000	-	-	\$80,000
[212]: State St - 16th St to 17th St	-	-	\$80,000	-	-	\$80,000
[582]: Losey Blvd - La Crosse Street to Park Drive (Marsh Outfall)	-	-	-	-	\$2,000,000	\$2,000,000
[597]: Farnam St - 16th St S to 20th St S	-	-	-	-	\$1,500,000	\$1,500,000
[595]: 16th St S - Johnson St to Farnam St	-	-	-	-	\$1,500,000	\$1,500,000
[632]: 10th St - Pine St to Main St Storm Sewer Replacement	-	-	-	-	\$500,000	\$500,000
	-	\$2,434,800	\$2,530,000	-	\$5,500,000	\$10,464,800

Borrowing - Revenue Bonds/Notes: Water Utility

[116]: La Crosse St - from West Ave through Losey Blvd int.	-	\$380,000	-	-	-	\$380,000
[211]: South Ave - Green Bay St to Ward Ave	-	\$800,000	-	-	-	\$800,000
[284]: Green Bay St - from East Ave to 22nd St (STP-Urban)	-	\$211,000	-	-	-	\$211,000
	-	\$1,391,000	-	-	-	\$1,391,000