

LA CROSSE WISCONSIN



2020 to 2024 Capital Improvement Budget ADOPTED AS AMENDED

(19-1053)

Adopted as Amended - Common Council 12/12/2019

Adopted as Amended - Finance & Personnel Committee 11/7/2019

Adopted as Amended - City Plan Commission 9/16/2019

Table of Contents

Totals by Funding Source	1
Totals by Expenditure Category	3
Buildings & Grounds	5
City Hall	7
Others	8
Library	9
Capital Equipment	10
Flood Control, Harbors & Waterfront	13
La Crosse Center	16
Parks, Recreation & Forestry	17
Planning & Community Development	20
Economic Development	22
Housing	23
Neighborhoods	24
Plans & Studies	25
Public Art	26
Public Safety	27
Transportation & Utilities	28
Alleys	31
Streets	32
Streetscaping & Lighting	41
Utilities	42
Airport	45
Bridges	47
TIF Districts	48
10 - Park Plaza	48
11 - Gateway Redevelopment	49
12 - Three Rivers Plaza	50
13 - Kwik Trip	51
14 - Gundersen Lutheran	52
15 - Chart	53
16 - LIPCO/Trane Plant 6	54
New Borrowing Requests	55

Totals by Funding Source

2020 City Funded Total

\$44,441,462

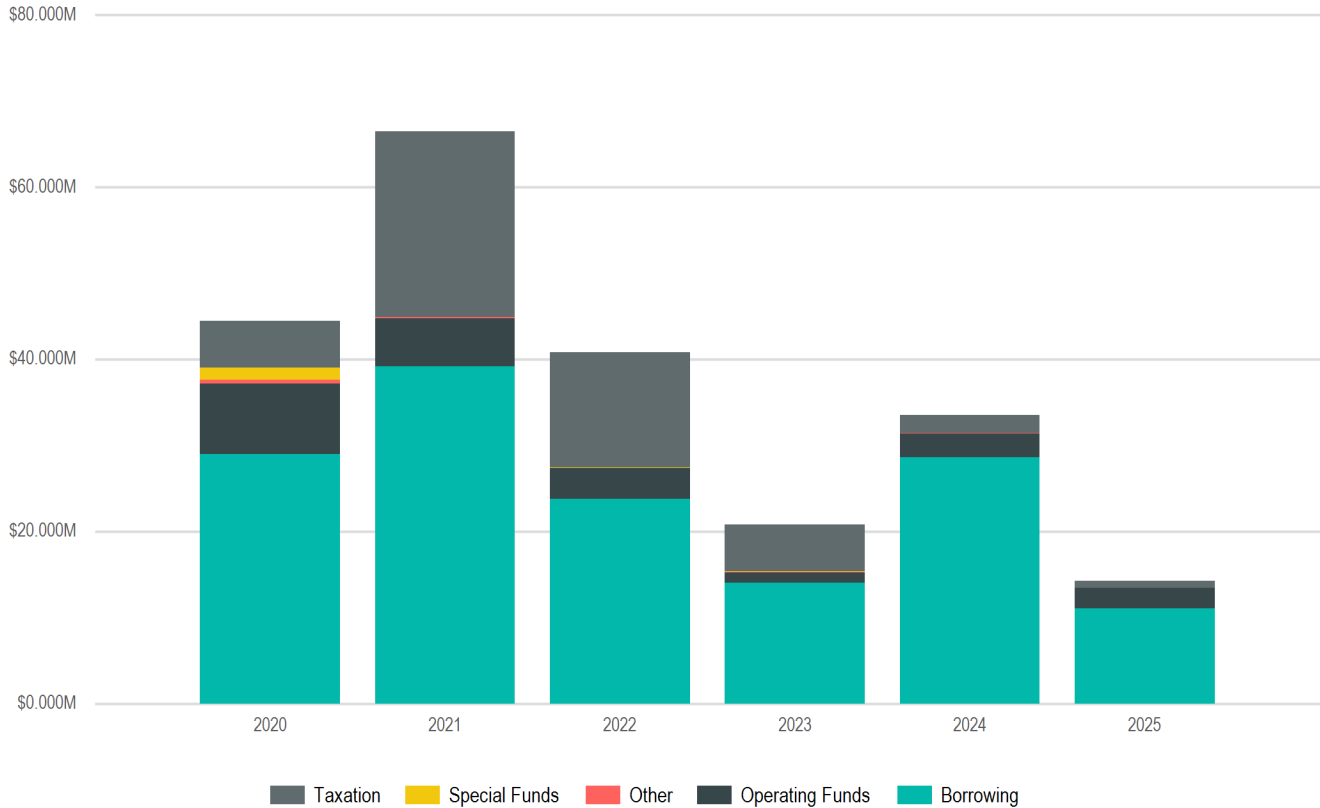
2020 New Borrowing Total

\$28,985,500

2020-2025 City Funded Total

\$220,252,094

Funding Totals
(City provided funds only)



Funding Source	2020	2021	2022	2023	2024	2025	Total
Borrowing	\$28,985,500	\$39,171,200	\$23,763,000	\$14,009,000	\$28,577,200	\$11,089,000	\$145,594,900
General Obligation Bonds/Notes	\$28,415,500	\$38,976,200	\$23,763,000	\$14,009,000	\$28,577,200	\$11,089,000	\$144,829,900
Loans	\$45,000	\$195,000	-	-	-	-	\$240,000
State Trust Fund	\$45,000	\$195,000	-	-	-	-	\$240,000
Revenue Bonds/Notes	\$525,000	-	-	-	-	-	\$525,000
Donations & Outside Funding	\$150,000	\$400,000	-	-	-	-	\$550,000
Donations	\$150,000	\$400,000	-	-	-	-	\$550,000
Grants & Other Intergovernmental	\$8,480,000	\$55,856,630	\$18,504,099	\$5,375,250	\$11,498,750	\$622,500	\$100,337,229
Federal	\$5,534,000	\$2,807,250	\$10,799,550	\$5,375,250	\$10,898,750	\$622,500	\$36,037,300
Local	\$50,000	\$50,000	-	-	-	-	\$100,000
State	\$2,896,000	\$52,999,380	\$7,704,549	-	\$600,000	-	\$64,199,929
Operating Funds	\$8,152,000	\$5,571,250	\$3,597,050	\$1,240,250	\$2,825,250	\$2,352,500	\$23,738,300
Enterprise/Utility Funds	\$7,935,000	\$5,277,250	\$3,597,050	\$1,240,250	\$2,825,250	\$2,352,500	\$23,227,300
Airport Operating Funds	\$370,000	\$185,000	\$310,000	\$335,000	\$120,000	\$260,000	\$1,580,000
Car Rental Facility Charges	\$200,000	-	-	-	-	-	\$200,000
Parking Utility Funds	\$90,000	\$90,000	\$90,000	\$90,000	\$75,000	-	\$435,000
Passenger Facility Charges	\$140,000	\$223,750	\$352,250	\$152,750	\$541,250	\$52,500	\$1,462,500
Sanitary Sewer Equipment Replacement Funds	\$825,500	\$16,000	-	\$27,500	\$27,000	-	\$896,000
Sanitary Sewer Utility Funds	\$2,702,000	\$1,528,000	\$702,000	-	\$350,000	\$275,000	\$5,557,000
Storm Water Utility Funds	\$3,061,500	\$1,083,500	\$819,800	\$445,000	\$1,520,000	\$1,550,000	\$8,479,800
Water Utility Funds	\$546,000	\$2,151,000	\$1,323,000	\$190,000	\$192,000	\$215,000	\$4,617,000
General Fund	\$217,000	\$294,000	-	-	-	-	\$511,000
Streets Operating Budget	\$217,000	\$294,000	-	-	-	-	\$511,000
Other	\$478,000	\$182,845	\$20,000	\$20,000	\$20,000	-	\$720,845
Existing Bond Funds	\$458,000	\$143,000	-	-	-	-	\$601,000

Capital Improvement Budget - Request Details
2020 to 2024 Capital Improvement Budget
2020-2024 Adopted Capital Improvement Budget

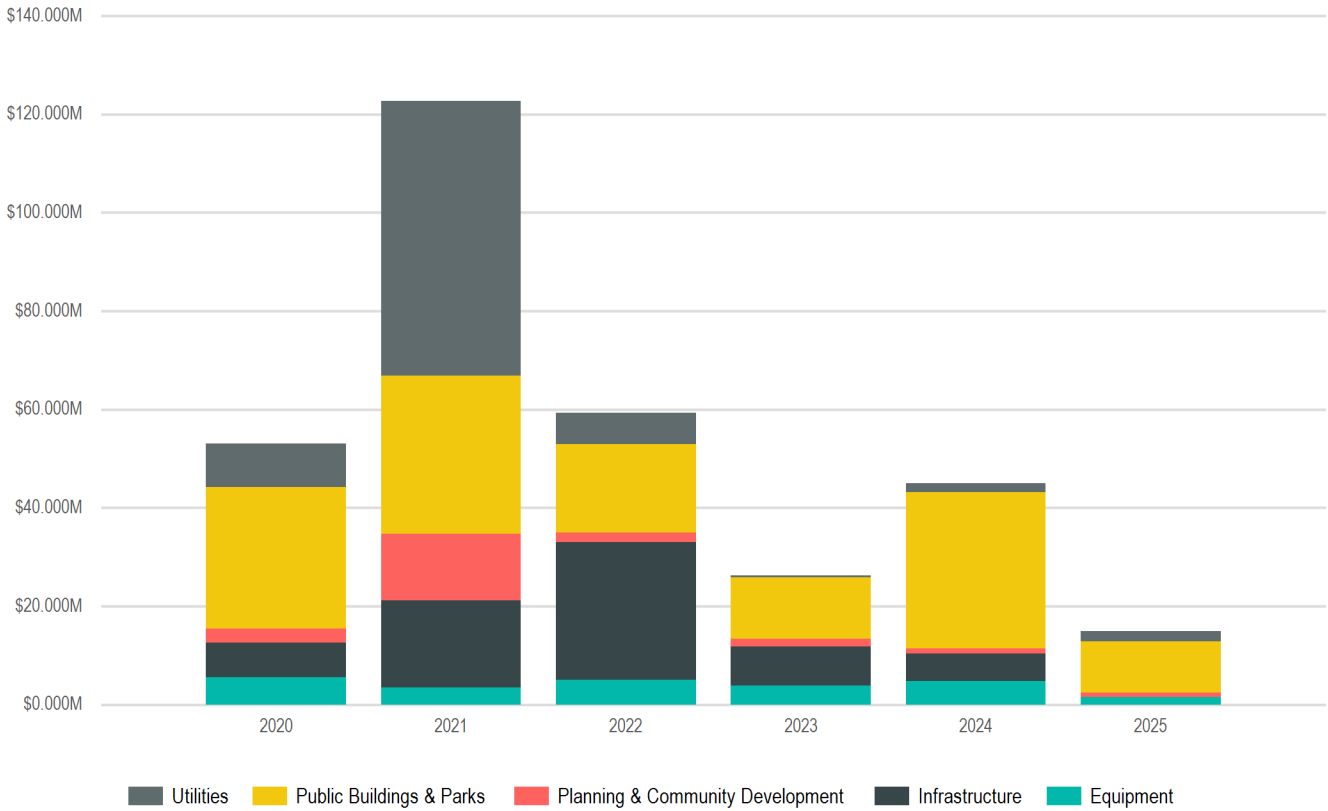
[Go to Table of Contents](#)

Totals by Funding Source

Funding Source	2020	2021	2022	2023	2024	2025	Total
Harbor Tenant Fees	-	\$19,845	-	-	-	-	\$19,845
Unknown	\$20,000	\$20,000	\$20,000	\$20,000	\$20,000	-	\$100,000
Special Funds	\$1,430,000	-	\$20,837	\$110,250	-	-	\$1,561,087
Budget Carryover	\$480,000	-	-	-	-	-	\$480,000
Cameron Park Construction	\$200,000	-	-	-	-	-	\$200,000
Green Island Ice Arena Improvement Fund	\$200,000	-	-	-	-	-	\$200,000
Harbor Sinking Fund	\$200,000	-	\$20,837	\$110,250	-	-	\$331,087
Library Special	\$200,000	-	-	-	-	-	\$200,000
Pettibone Park Improvement Fund	\$150,000	-	-	-	-	-	\$150,000
Taxation	\$5,395,962	\$21,546,000	\$13,406,000	\$5,428,000	\$2,061,000	\$800,000	\$48,636,962
Room Tax	\$240,962	-	-	-	-	-	\$240,962
Special Assessments	\$778,000	-	-	-	-	-	\$778,000
TIF Increment	\$4,377,000	\$21,546,000	\$13,406,000	\$5,428,000	\$2,061,000	\$800,000	\$47,618,000
10 - Park Plaza	\$100,000	-	-	-	-	-	\$100,000
11 - Gateway Redevelopment	\$1,346,000	\$2,532,000	\$7,628,000	\$576,000	\$734,000	\$100,000	\$12,916,000
12 - Three Rivers Plaza	\$1,300,000	\$12,473,000	\$1,559,000	-	-	-	\$15,332,000
13 - Kwik Trip	\$1,421,000	\$1,918,000	\$1,000,000	\$500,000	\$500,000	\$500,000	\$5,839,000
14 - Gundersen Lutheran	-	\$1,975,000	\$650,000	\$2,774,000	\$527,000	-	\$5,926,000
15 - Chart	\$130,000	\$968,000	\$200,000	\$665,000	\$200,000	\$200,000	\$2,363,000
16 - LIPCO/Trane Plant 6	\$80,000	\$1,680,000	\$2,369,000	\$913,000	\$100,000	-	\$5,142,000
New Borrowing Sub-Total	\$28,985,500	\$39,171,200	\$23,763,000	\$14,009,000	\$28,577,200	\$28,577,200	\$163,083,100
City Funded Sub-Total	\$44,441,462	\$66,471,295	\$40,806,887	\$20,807,500	\$33,483,450	\$14,241,500	\$220,252,094
Non City Funded Sub-Total	\$8,630,000	\$56,256,630	\$18,504,099	\$5,375,250	\$11,498,750	\$622,500	\$100,887,229
	\$53,071,462	\$122,727,925	\$59,310,986	\$26,182,750	\$44,982,200	\$14,864,000	\$321,139,323

Totals by Expenditure Category

Expenditure Category Totals



Expenditure Category	2020	2021	2022	2023	2024	2025	Total
Equipment	\$5,568,462	\$3,450,200	\$5,060,800	\$3,895,500	\$4,833,200	\$1,464,000	\$24,272,162
Equipment and Tools	\$924,962	\$504,350	\$130,000	\$120,000	\$266,000	\$36,000	\$1,981,312
Technology Hardware and Software	\$916,000	\$354,000	\$748,000	\$540,000	\$597,000	\$340,000	\$3,495,000
Vehicles and Attachments	\$3,727,500	\$2,591,850	\$4,182,800	\$3,235,500	\$3,970,200	\$1,088,000	\$18,795,850
Infrastructure	\$6,992,000	\$17,780,225	\$27,926,186	\$7,907,250	\$5,539,000	-	\$66,144,661
Alleys	\$252,000	-	-	-	-	-	\$252,000
Bridges	\$50,000	\$450,000	-	-	-	-	\$500,000
Fiber	\$100,000	-	\$20,000	-	-	-	\$120,000
Harbors, Docks and Waterways	-	\$99,225	\$104,186	\$651,250	-	-	\$854,661
Streets	\$5,740,000	\$16,161,000	\$27,302,000	\$7,256,000	\$5,539,000	-	\$61,998,000
Street Improvements	\$479,000	\$85,000	-	\$50,000	-	-	\$614,000
Total Street Reconstruction	\$4,636,000	\$15,376,000	\$27,002,000	\$7,206,000	\$5,539,000	-	\$59,759,000
Traffic Signals	\$625,000	\$700,000	\$300,000	-	-	-	\$1,625,000
Streetscaping	\$850,000	\$1,070,000	\$500,000	-	-	-	\$2,420,000
Street Lighting	\$750,000	\$1,070,000	\$500,000	-	-	-	\$2,320,000
Streetscaping	\$100,000	-	-	-	-	-	\$100,000
Planning & Community Development	\$2,928,000	\$13,480,000	\$1,975,000	\$1,510,000	\$1,010,000	\$1,010,000	\$21,913,000
Arts	\$158,000	\$10,000	\$10,000	\$10,000	\$10,000	\$10,000	\$208,000
Economic Development	\$1,400,000	\$10,600,000	\$100,000	\$100,000	\$100,000	\$100,000	\$12,400,000
Façade Renovation	\$100,000	\$100,000	\$100,000	\$100,000	\$100,000	\$100,000	\$600,000
Riverside North	\$1,300,000	\$10,500,000	-	-	-	-	\$11,800,000
Floodplain Improvements	\$250,000	\$1,000,000	\$500,000	\$500,000	\$300,000	\$300,000	\$2,850,000
Housing Rehabilitation	\$295,000	\$770,000	\$400,000	\$400,000	\$400,000	\$400,000	\$2,665,000
Miscellaneous	\$370,000	\$550,000	\$350,000	\$300,000	-	-	\$1,570,000
Neighborhoods	\$455,000	\$550,000	\$615,000	\$200,000	\$200,000	\$200,000	\$2,220,000
Public Buildings & Parks	\$28,699,000	\$32,195,000	\$17,970,000	\$12,505,000	\$31,825,000	\$10,350,000	\$133,544,000
Airport	\$3,089,000	\$1,675,000	\$6,620,000	\$4,105,000	\$6,425,000	\$50,000	\$21,964,000
Other Buildings	\$295,000	-	\$300,000	-	\$750,000	-	\$1,345,000
Runways and Taxiways	\$1,304,000	\$675,000	\$6,195,000	\$3,055,000	\$5,625,000	-	\$16,854,000
Terminal	\$1,490,000	\$1,000,000	\$125,000	\$1,050,000	\$50,000	\$50,000	\$3,765,000
Parks	\$1,680,000	\$3,600,000	\$2,600,000	\$100,000	\$100,000	-	\$8,080,000
Aquatics Facilities	-	\$300,000	-	-	-	-	\$300,000

Totals by Expenditure Category

Expenditure Category	2020	2021	2022	2023	2024	2025	Total
Boat Docks	\$250,000	-	\$2,500,000	-	-	-	\$2,750,000
General Improvements	\$430,000	\$500,000	\$100,000	\$100,000	\$100,000	-	\$1,230,000
Recreation Facilities	\$600,000	\$1,100,000	-	-	-	-	\$1,700,000
Sports Facilities	\$200,000	\$1,500,000	-	-	-	-	\$1,700,000
Trails	\$200,000	\$200,000	-	-	-	-	\$400,000
Police & Fire Stations	\$3,000,000	\$4,500,000	\$6,500,000	\$8,000,000	\$25,000,000	\$10,000,000	\$57,000,000
Fire Stations	\$3,000,000	\$4,500,000	\$6,500,000	\$7,000,000	-	-	\$21,000,000
Police Stations	-	-	-	\$1,000,000	\$25,000,000	\$10,000,000	\$36,000,000
Public Buildings	\$20,930,000	\$22,420,000	\$2,250,000	\$300,000	\$300,000	\$300,000	\$46,500,000
City Hall	\$480,000	\$1,700,000	\$1,200,000	\$250,000	\$250,000	\$250,000	\$4,130,000
La Crosse Center	\$20,000,000	\$20,000,000	-	-	-	-	\$40,000,000
Library	\$450,000	\$720,000	\$1,050,000	\$50,000	\$50,000	\$50,000	\$2,370,000
Utilities	\$8,884,000	\$55,822,500	\$6,379,000	\$365,000	\$1,775,000	\$2,040,000	\$75,265,500
Sanitary Sewer/Wastewater	\$3,108,500	\$51,970,000	\$702,000	-	\$350,000	\$275,000	\$56,405,500
Lift Stations	\$673,500	\$1,050,000	-	-	-	-	\$1,723,500
Sanitary Sewer Mains	\$2,370,000	\$920,000	\$702,000	-	\$350,000	\$275,000	\$4,617,000
Wastewater Treatment Plant	\$65,000	\$50,000,000	-	-	-	-	\$50,065,000
Storm Sewer/Stormwater	\$5,243,500	\$2,124,500	\$2,893,000	\$245,000	\$1,425,000	\$1,550,000	\$13,481,000
Lift Stations	\$2,725,500	-	-	-	-	-	\$2,725,500
Other	\$292,000	\$50,000	\$50,000	\$50,000	\$50,000	\$50,000	\$542,000
Storm Sewer Mains	\$2,226,000	\$2,074,500	\$2,843,000	\$195,000	\$1,375,000	\$1,500,000	\$10,213,500
Water	\$532,000	\$1,728,000	\$2,784,000	\$120,000	-	\$215,000	\$5,379,000
Other	\$40,000	-	-	-	-	-	\$40,000
Watermains	\$342,000	\$878,000	\$2,240,000	\$120,000	-	\$215,000	\$3,795,000
Wells, Pumphouses and Reservoir	\$150,000	\$850,000	\$544,000	-	-	-	\$1,544,000
	\$53,071,462	\$122,727,925	\$59,310,986	\$26,182,750	\$44,982,200	\$14,864,000	\$321,139,323

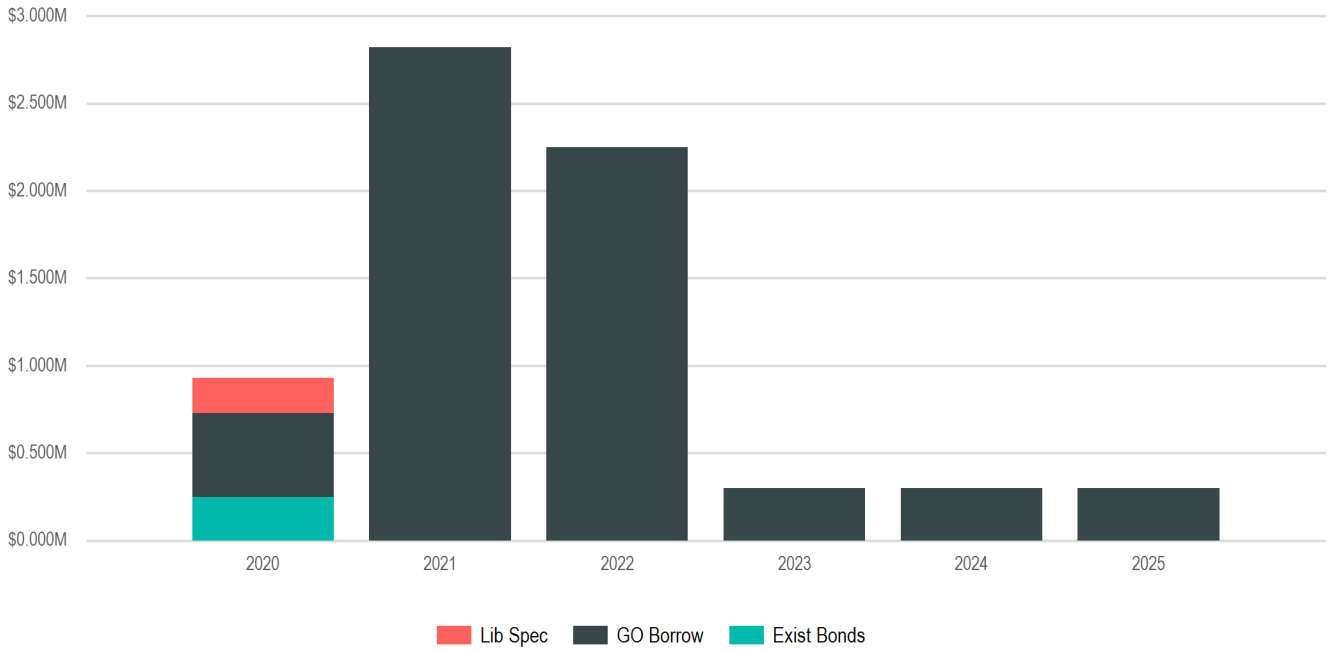
Buildings & Grounds

2020 Funding Request
\$930,000

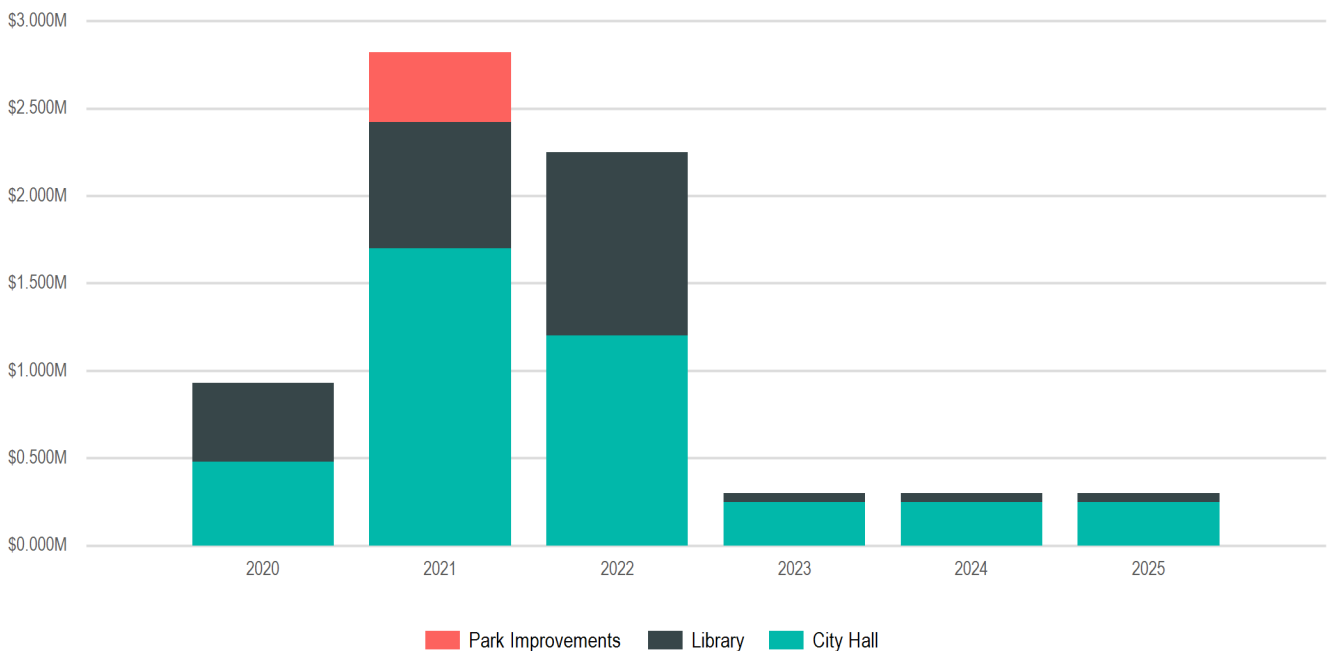
2020 New Borrowing
\$480,000

Total Funding
\$7,050,000

Funding Breakdown



Expenditure Breakdown



[Go to Table of Contents](#)

Totals by Request Sub-Category

Request Category	2020	2021	2022	2023	2024	2025	Total
City Hall	\$480,000	\$1,700,000	\$1,200,000	\$250,000	\$250,000	\$250,000	\$4,130,000
Others	-	\$400,000	-	-	-	-	\$400,000
Library	\$450,000	\$720,000	\$1,050,000	\$50,000	\$50,000	\$50,000	\$2,370,000
	\$930,000	\$2,820,000	\$2,250,000	\$300,000	\$300,000	\$300,000	\$6,900,000

Totals by Funding Source

Funding Source	2020	2021	2022	2023	2024	2025	Total
Borrowing	\$480,000	\$2,820,000	\$2,250,000	\$300,000	\$300,000	\$300,000	\$6,450,000
General Obligation Bonds/Notes	\$480,000	\$2,820,000	\$2,250,000	\$300,000	\$300,000	\$300,000	\$6,450,000
Other	\$250,000	-	-	-	-	-	\$250,000
Existing Bond Funds	\$250,000	-	-	-	-	-	\$250,000
Special Funds	\$200,000	-	-	-	-	-	\$200,000
Library Special	\$200,000	-	-	-	-	-	\$200,000
	\$930,000	\$2,820,000	\$2,250,000	\$300,000	\$300,000	\$300,000	\$6,900,000

Totals by Expenditure Category

Expenditure Category	2020	2021	2022	2023	2024	2025	Total
Public Buildings & Parks	\$930,000	\$2,820,000	\$2,250,000	\$300,000	\$300,000	\$300,000	\$6,900,000
Parks	-	\$400,000	-	-	-	-	\$400,000
General Improvements	-	\$400,000	-	-	-	-	\$400,000
Public Buildings	\$930,000	\$2,420,000	\$2,250,000	\$300,000	\$300,000	\$300,000	\$6,500,000
City Hall	\$480,000	\$1,700,000	\$1,200,000	\$250,000	\$250,000	\$250,000	\$4,130,000
Library	\$450,000	\$720,000	\$1,050,000	\$50,000	\$50,000	\$50,000	\$2,370,000
	\$930,000	\$2,820,000	\$2,250,000	\$300,000	\$300,000	\$300,000	\$6,900,000

Buildings & Grounds

City Hall

2020 Funding Request	2020 New Borrowing	Total Funding
\$480,000	\$480,000	\$4,130,000

Requests

Funding Source	Past	2020	2021	2022	2023	2024	2025	Total
[493]: City Hall Elevator								
<i>Grounds and Buildings</i>								
Borrowing - General Obligation Bonds/Notes	-	\$480,000	-	-	-	-	-	\$480,000
	-	\$480,000	-	-	-	-	-	\$480,000
[416]: City Hall 5th Floor Remodel								
<i>Information Technology</i>								
Borrowing - General Obligation Bonds/Notes	-	-	\$400,000	-	-	-	-	\$400,000
	-	-	\$400,000	-	-	-	-	\$400,000
[509]: City Hall First Floor Lobby Reconfiguration								
<i>Grounds and Buildings</i>								
Borrowing - General Obligation Bonds/Notes	-	-	\$100,000	-	-	-	-	\$100,000
	-	-	\$100,000	-	-	-	-	\$100,000
[515]: City Hall Plumbing Repairs								
<i>Mayor</i>								
Borrowing - General Obligation Bonds/Notes	-	-	\$50,000	\$50,000	\$50,000	\$50,000	\$50,000	\$250,000
	-	-	\$50,000	\$50,000	\$50,000	\$50,000	\$50,000	\$250,000
[516]: City Hall Air Handler Replacement								
<i>Mayor</i>								
Borrowing - General Obligation Bonds/Notes	-	-	\$450,000	\$450,000	-	-	-	\$900,000
	-	-	\$450,000	\$450,000	-	-	-	\$900,000
[517]: City Hall Windows, Air Seal Replacements								
<i>Mayor</i>								
Borrowing - General Obligation Bonds/Notes	-	-	\$200,000	\$200,000	\$200,000	\$200,000	\$200,000	\$1,000,000
	-	-	\$200,000	\$200,000	\$200,000	\$200,000	\$200,000	\$1,000,000
[518]: City Hall First, Second Floors Remodel								
<i>Mayor</i>								
Borrowing - General Obligation Bonds/Notes	-	-	\$500,000	-	-	-	-	\$500,000
	-	-	\$500,000	-	-	-	-	\$500,000
[519]: City Hall Third, Fifth Floors Remodel								
<i>Mayor</i>								
Borrowing - General Obligation Bonds/Notes	-	-	-	\$500,000	-	-	-	\$500,000
	-	-	-	\$500,000	-	-	-	\$500,000

Buildings & Grounds *Others*

2020 Funding Request	2020 New Borrowing	Total Funding
		\$400,000

Requests

Funding Source	Past	2020	2021	2022	2023	2024	2025	Total
----------------	------	------	------	------	------	------	------	-------

[508]: Riverside Park - Fish Hatchery Bldg

Parks, Recreation and Forestry

Borrowing - General Obligation Bonds/Notes	-	-	\$400,000	-	-	-	-	\$400,000
	-	-	\$400,000	-	-	-	-	\$400,000

Buildings & Grounds *Library*

2020 Funding Request	2020 New Borrowing	Total Funding
\$450,000		\$2,520,000

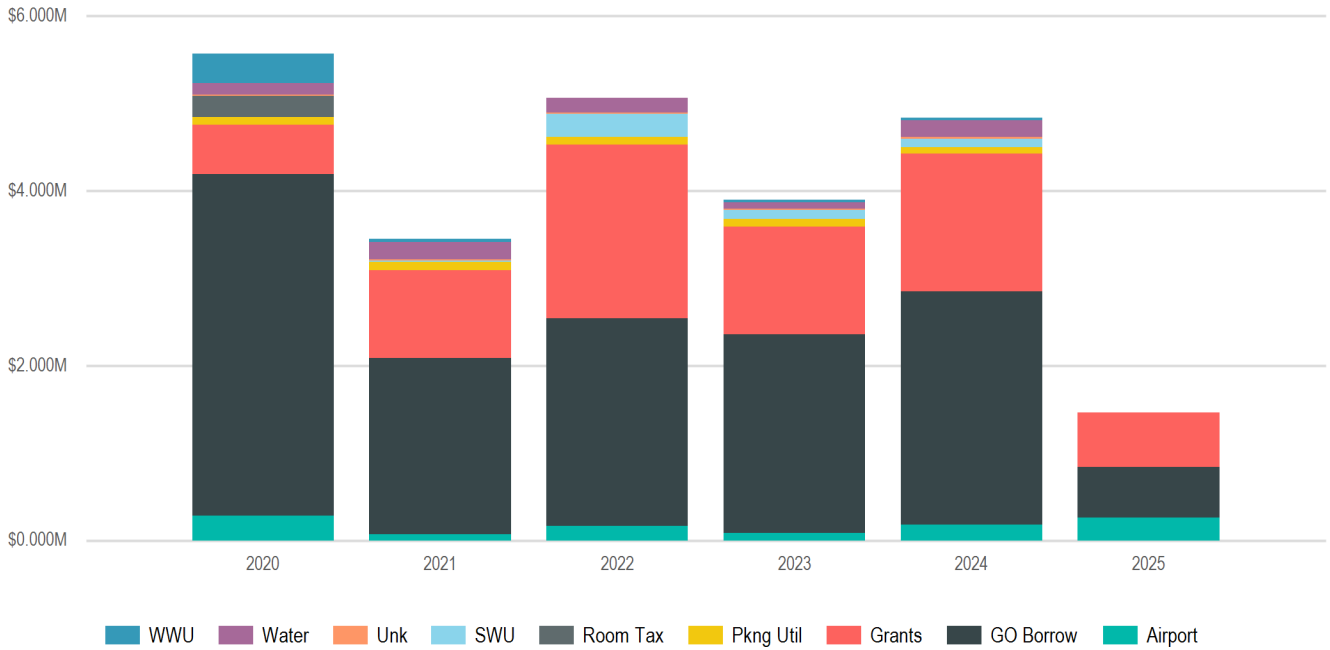
Requests

Funding Source	Past	2020	2021	2022	2023	2024	2025	Total
[465]: New Roof at Main branch library location								
<i>Library</i>								
Other - Existing Bond Funds	-	\$250,000	-	-	-	-	-	\$250,000
Special - Library Special Funds	-	\$200,000	-	-	-	-	-	\$200,000
	-	\$450,000	-	-	-	-	-	\$450,000
[272]: Main Library Shelving/Flooring								
<i>Library</i>								
Borrowing - General Obligation Bonds/Notes	-	-	\$170,000	-	-	-	-	\$170,000
Other - Existing Bond Funds	\$40,000	-	-	-	-	-	-	\$40,000
Other - Library Trustee Funds	\$110,000	-	-	-	-	-	-	\$110,000
	\$150,000	-	\$170,000	-	-	-	-	\$320,000
[466]: South Community Library remodel								
<i>Library</i>								
Borrowing - General Obligation Bonds/Notes	-	-	\$500,000	\$1,000,000	-	-	-	\$1,500,000
	-	-	\$500,000	\$1,000,000	-	-	-	\$1,500,000
[467]: Main branch La Crosse Public Library Remodel								
<i>Library</i>								
Borrowing - General Obligation Bonds/Notes	-	-	\$50,000	\$50,000	\$50,000	\$50,000	\$50,000	\$250,000
	-	-	\$50,000	\$50,000	\$50,000	\$50,000	\$50,000	\$250,000

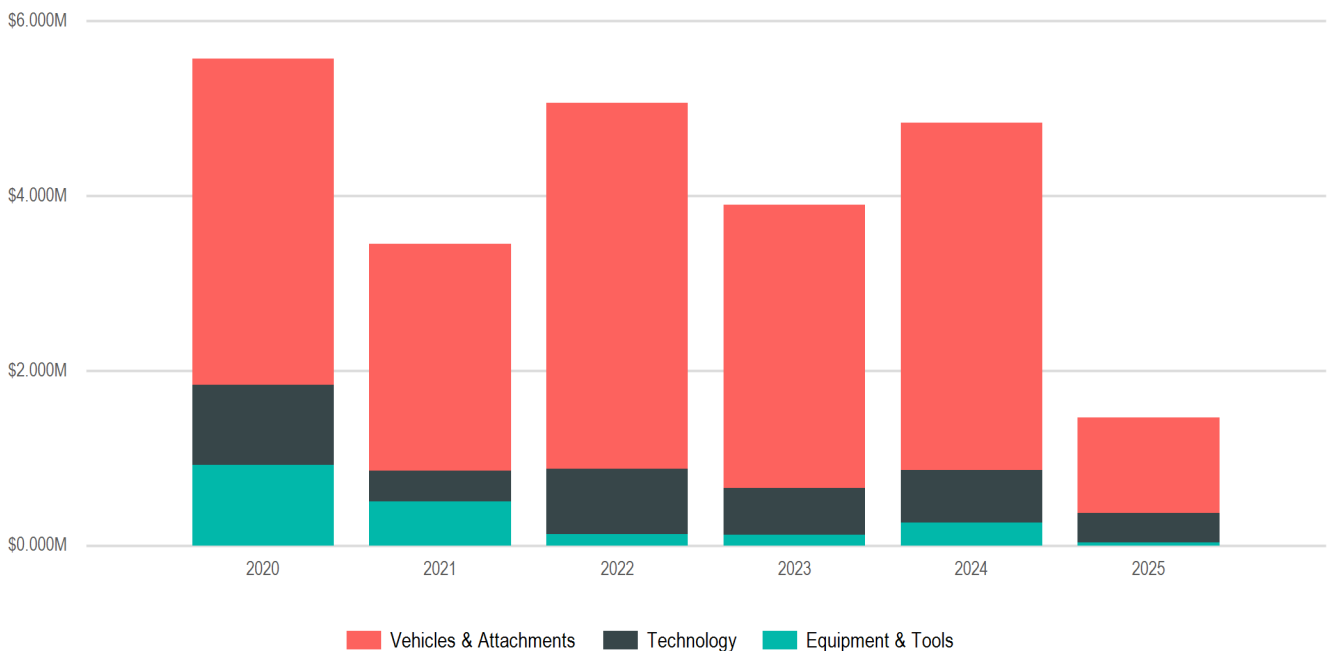
Capital Equipment

2020 Funding Request	2020 New Borrowing	Total Funding
\$5,568,462	\$3,906,500	\$24,272,162

Funding Breakdown



Expenditure Breakdown



[Go to Table of Contents](#)

Totals by Funding Source

Funding Source	2020	2021	2022	2023	2024	2025	Total
Borrowing	\$3,906,500	\$2,010,200	\$2,377,000	\$2,271,000	\$2,668,200	\$579,000	\$13,811,900
General Obligation Bonds/Notes	\$3,906,500	\$2,010,200	\$2,377,000	\$2,271,000	\$2,668,200	\$579,000	\$13,811,900
Grants & Other Intergovernmental	\$560,000	\$1,008,000	\$1,983,500	\$1,232,000	\$1,576,000	\$622,500	\$6,982,000
Federal	\$560,000	\$1,008,000	\$1,983,500	\$1,232,000	\$1,576,000	\$622,500	\$6,982,000
Operating Funds	\$841,000	\$412,000	\$680,300	\$372,500	\$569,000	\$262,500	\$3,137,300
Enterprise/Utility Funds	\$841,000	\$412,000	\$680,300	\$372,500	\$569,000	\$262,500	\$3,137,300
Airport Operating Funds	\$145,000	\$75,000	\$125,000	\$85,000	\$70,000	\$210,000	\$710,000
Parking Utility Funds	\$90,000	\$90,000	\$90,000	\$90,000	\$75,000	-	\$435,000
Passenger Facility Charges	\$140,000	-	\$42,500	-	\$110,000	\$52,500	\$345,000
Sanitary Sewer Equipment Replacement Funds	\$337,000	\$16,000	-	\$27,500	\$27,000	-	\$407,500
Sanitary Sewer Utility Funds	-	\$18,000	-	-	-	-	\$18,000
Storm Water Utility Funds	-	\$16,000	\$258,800	\$100,000	\$95,000	-	\$469,800
Water Utility Funds	\$129,000	\$197,000	\$164,000	\$70,000	\$192,000	-	\$752,000
Other	\$20,000	\$20,000	\$20,000	\$20,000	\$20,000	-	\$100,000
Unknown	\$20,000	\$20,000	\$20,000	\$20,000	\$20,000	-	\$100,000
Taxation	\$240,962	-	-	-	-	-	\$240,962
Room Tax	\$240,962	-	-	-	-	-	\$240,962
	\$5,568,462	\$3,450,200	\$5,060,800	\$3,895,500	\$4,833,200	\$1,464,000	\$24,272,162

Totals by Expenditure Category

Expenditure Category	2020	2021	2022	2023	2024	2025	Total
Equipment	\$5,568,462	\$3,450,200	\$5,060,800	\$3,895,500	\$4,833,200	\$1,464,000	\$24,272,162
Equipment and Tools	\$924,962	\$504,350	\$130,000	\$120,000	\$266,000	\$36,000	\$1,981,312
Technology Hardware and Software	\$916,000	\$354,000	\$748,000	\$540,000	\$597,000	\$340,000	\$3,495,000
Vehicles and Attachments	\$3,727,500	\$2,591,850	\$4,182,800	\$3,235,500	\$3,970,200	\$1,088,000	\$18,795,850
	\$5,568,462	\$3,450,200	\$5,060,800	\$3,895,500	\$4,833,200	\$1,464,000	\$24,272,162

Requests

Funding Source	Past	2020	2021	2022	2023	2024	2025	Total
[E1]: Airport Capital Equipment								
<i>Airport</i>								
Grants - Federal	-	\$560,000	-	\$847,500	-	\$440,000	\$622,500	\$2,470,000
Operating - Airport Operating Funds	-	\$145,000	\$75,000	\$125,000	\$85,000	\$70,000	\$210,000	\$710,000
Operating - Passenger Facility Charges	-	\$140,000	-	\$42,500	-	\$110,000	\$52,500	\$345,000
	-	\$845,000	\$75,000	\$1,015,000	\$85,000	\$620,000	\$885,000	\$3,525,000
[E2]: Engineering Capital Equipment								
<i>Engineering</i>								
Borrowing - General Obligation Bonds/Notes	-	\$120,000	-	-	-	-	-	\$120,000
	-	\$120,000	-	-	-	-	-	\$120,000
[E3]: Fire Capital Equipment								
<i>Fire</i>								
Borrowing - General Obligation Bonds/Notes	-	\$1,610,000	\$402,350	\$110,000	\$61,000	\$831,000	\$36,000	\$3,050,350
	-	\$1,610,000	\$402,350	\$110,000	\$61,000	\$831,000	\$36,000	\$3,050,350
[E4]: Information Technology Capital Equipment								
<i>Information Technology</i>								
Borrowing - General Obligation Bonds/Notes	-	\$656,000	\$259,000	\$745,000	\$534,000	\$594,000	\$280,000	\$3,068,000
	-	\$656,000	\$259,000	\$745,000	\$534,000	\$594,000	\$280,000	\$3,068,000
[E5]: La Crosse Center Capital Equipment								
<i>La Crosse Center</i>								
Borrowing - General Obligation Bonds/Notes	-	\$200,000	\$200,000	-	-	-	-	\$400,000
Other - La Crosse Center Room Tax	-	\$240,962	-	-	-	-	-	\$240,962
	-	\$440,962	\$200,000	-	-	-	-	\$640,962
[E7]: Parking Utility Capital Equipment								
<i>Parking Utility</i>								
Operating - Parking Utility Funds	-	\$90,000	\$90,000	\$90,000	\$90,000	\$75,000	-	\$435,000
	-	\$90,000	\$90,000	\$90,000	\$90,000	\$75,000	-	\$435,000
[E8]: Parks & Recreation Capital Equipment								
<i>Parks & Recreation</i>								
Borrowing - General Obligation Bonds/Notes	-	\$221,000	\$239,000	\$160,000	\$229,000	\$217,000	-	\$1,066,000
	-	\$221,000	\$239,000	\$160,000	\$229,000	\$217,000	-	\$1,066,000
[E9]: Police Capital Equipment								
<i>Police</i>								
Borrowing - General Obligation Bonds/Notes	-	\$462,000	\$262,000	\$262,000	\$262,000	\$267,000	\$189,000	\$1,704,000
Other - Unknown	-	\$20,000	\$20,000	\$20,000	\$20,000	\$20,000	-	\$100,000
	-	\$482,000	\$282,000	\$282,000	\$282,000	\$287,000	\$189,000	\$1,804,000

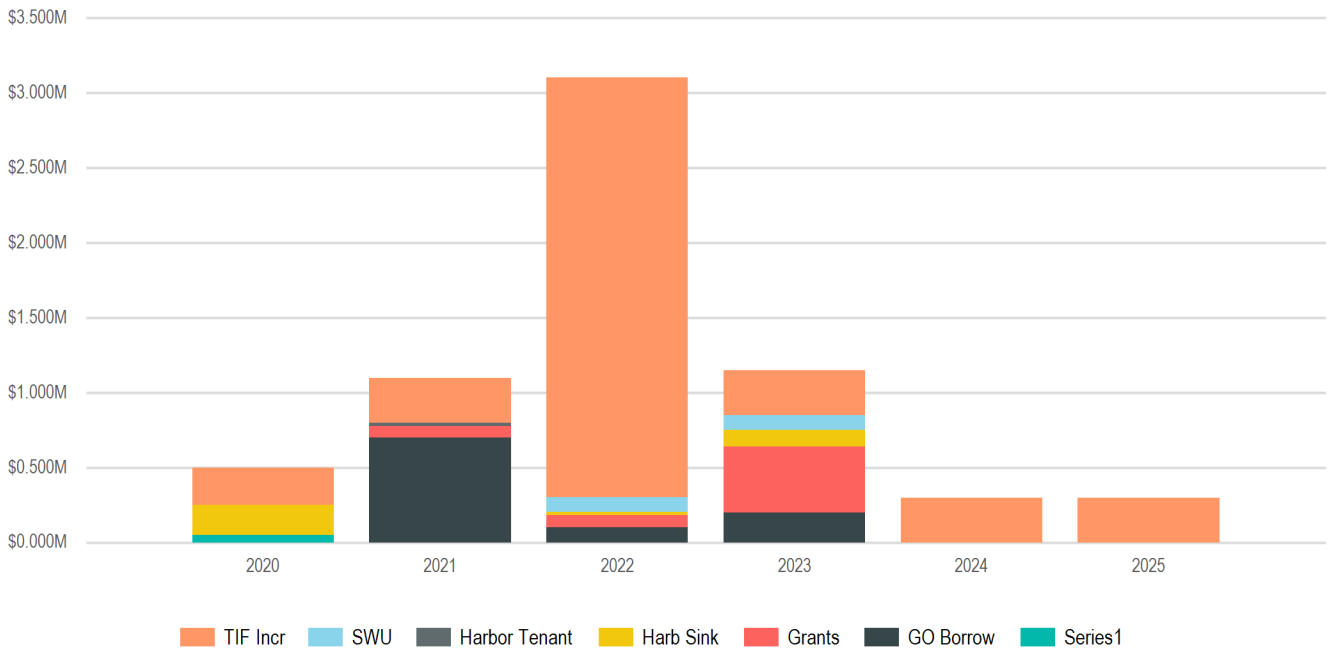
Requests

Funding Source	Past	2020	2021	2022	2023	2024	2025	Total
[E10]: Refuse & Recycling Capital Equipment								
<i>Refuse & Recycling</i>								
Borrowing - General Obligation Bonds/Notes	-	\$38,500	\$58,850	-	\$66,000	\$45,200	\$74,000	\$282,550
	-	\$38,500	\$58,850	-	\$66,000	\$45,200	\$74,000	\$282,550
[E11]: Sanitary Sewer Utility Capital Equipment								
<i>Sanitary Sewer Utility</i>								
Operating - Sanitary Sewer Utility Funds	-	-	\$18,000	-	-	-	-	\$18,000
Operating - WWU Equip. Replacement Funds	-	\$337,000	\$16,000	-	\$27,500	\$27,000	-	\$407,500
	-	\$337,000	\$34,000	-	\$27,500	\$27,000	-	\$425,500
[E13]: Streets Capital Equipment								
<i>Streets</i>								
Borrowing - General Obligation Bonds/Notes	-	\$599,000	\$337,000	\$816,000	\$811,000	\$430,000	-	\$2,993,000
	-	\$599,000	\$337,000	\$816,000	\$811,000	\$430,000	-	\$2,993,000
[E14]: Water Utility Capital Equipment								
<i>Water Utility</i>								
Operating - Water Utility Funds	-	\$129,000	\$197,000	\$164,000	\$70,000	\$192,000	-	\$752,000
	-	\$129,000	\$197,000	\$164,000	\$70,000	\$192,000	-	\$752,000
[E6]: Municipal Transit Utility Capital Equipment								
<i>Municipal Transit Utility</i>								
Borrowing - General Obligation Bonds/Notes	-	-	\$252,000	\$284,000	\$308,000	\$284,000	-	\$1,128,000
Grants - Federal	-	-	\$1,008,000	\$1,136,000	\$1,232,000	\$1,136,000	-	\$4,512,000
	-	-	\$1,260,000	\$1,420,000	\$1,540,000	\$1,420,000	-	\$5,640,000
[E12]: Stormwater Utility Capital Equipment								
<i>Stormwater Utility</i>								
Operating - Storm Water Utility Funds	-	-	\$16,000	\$258,800	\$100,000	\$95,000	-	\$469,800
	-	-	\$16,000	\$258,800	\$100,000	\$95,000	-	\$469,800

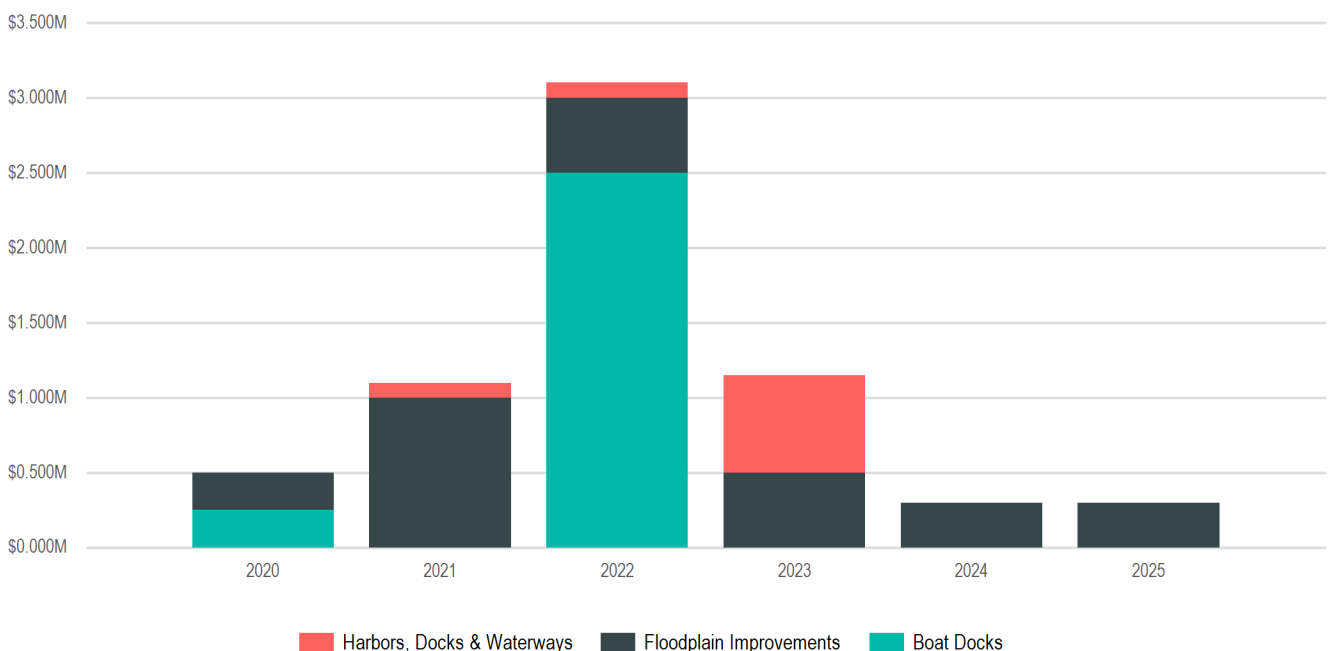
Flood Control, Harbors & Waterfront

2020 Funding Request	2020 New Borrowing	Total Funding
\$500,000		\$6,769,661

Funding Breakdown



Expenditure Breakdown



[Go to Table of Contents](#)

Totals by Funding Source

Funding Source	2020	2021	2022	2023	2024	2025	Total
Borrowing	-	\$700,000	\$100,000	\$200,000	-	-	\$1,000,000
General Obligation Bonds/Notes	-	\$700,000	\$100,000	\$200,000	-	-	\$1,000,000
Grants & Other Intergovernmental	-	\$79,380	\$83,349	\$441,000	-	-	\$603,729
Federal	-	-	-	\$441,000	-	-	\$441,000
State	-	\$79,380	\$83,349	-	-	-	\$162,729
Operating Funds	-	-	\$100,000	\$100,000	-	-	\$200,000
Enterprise/Utility Funds	-	-	\$100,000	\$100,000	-	-	\$200,000
Storm Water Utility Funds	-	-	\$100,000	\$100,000	-	-	\$200,000
Other	-	\$19,845	-	-	-	-	\$19,845
Harbor Tenant Fees	-	\$19,845	-	-	-	-	\$19,845
Special Funds	\$250,000	-	\$20,837	\$110,250	-	-	\$381,087
Cameron Park Construction	\$50,000	-	-	-	-	-	\$50,000
Harbor Sinking Fund	\$200,000	-	\$20,837	\$110,250	-	-	\$331,087
Taxation	\$250,000	\$300,000	\$2,800,000	\$300,000	\$300,000	\$300,000	\$4,250,000
TIF Increment	\$250,000	\$300,000	\$2,800,000	\$300,000	\$300,000	\$300,000	\$4,250,000
11 - Gateway Redevelopment	-	-	\$2,500,000	-	-	-	\$2,500,000
13 - Kwik Trip	\$250,000	\$300,000	\$300,000	\$300,000	\$300,000	\$300,000	\$1,750,000
	\$500,000	\$1,099,225	\$3,104,186	\$1,151,250	\$300,000	\$300,000	\$6,454,661

Totals by Expenditure Category

Expenditure Category	2020	2021	2022	2023	2024	2025	Total
Infrastructure	-	\$99,225	\$104,186	\$651,250	-	-	\$854,661
Harbors, Docks and Waterways	-	\$99,225	\$104,186	\$651,250	-	-	\$854,661
Planning & Community Development	\$250,000	\$1,000,000	\$500,000	\$500,000	\$300,000	\$300,000	\$2,850,000
Floodplain Improvements	\$250,000	\$1,000,000	\$500,000	\$500,000	\$300,000	\$300,000	\$2,850,000
Public Buildings & Parks	\$250,000	-	\$2,500,000	-	-	-	\$2,750,000
Parks	\$250,000	-	\$2,500,000	-	-	-	\$2,750,000
Boat Docks	\$250,000	-	\$2,500,000	-	-	-	\$2,750,000
	\$500,000	\$1,099,225	\$3,104,186	\$1,151,250	\$300,000	\$300,000	\$6,454,661

Requests

Funding Source	Past	2020	2021	2022	2023	2024	2025	Total
[91]: Floodplain Relief Fund								
<i>Planning and Development; TIF #13 - Kwik Trip</i>								
Other - TIF Increment - 13	-	\$250,000	\$300,000	\$300,000	\$300,000	\$300,000	\$300,000	\$1,750,000
	-	\$250,000	\$300,000	\$300,000	\$300,000	\$300,000	\$300,000	\$1,750,000
[449]: Transient Boat Dock near Riverside Park								
<i>Engineering; Parks, Recreation and Forestry; Planning and Development</i>								
Special - Cameron Park Construction Funds	-	\$50,000	-	-	-	-	-	\$50,000
Special - Harbor Sinking Funds	-	\$200,000	-	-	-	-	-	\$200,000
	-	\$250,000	-	-	-	-	-	\$250,000
[158]: Hydraulic/Levee Improvements								
<i>Streets</i>								
Borrowing - General Obligation Bonds/Notes	-	-	\$500,000	-	-	-	-	\$500,000
	-	-	\$500,000	-	-	-	-	\$500,000
[168]: Pammel Creek Repairs								
<i>Engineering</i>								
Borrowing - General Obligation Bonds/Notes	\$157,500	-	\$200,000	\$100,000	\$100,000	-	-	\$557,500
Operating - Storm Water Utility Funds	\$157,500	-	-	\$100,000	\$100,000	-	-	\$357,500
	\$315,000	-	\$200,000	\$200,000	\$200,000	-	-	\$915,000
[241]: North Side Dock Repair								
<i>Planning and Development</i>								
Grants - State	-	-	\$79,380	-	-	-	-	\$79,380
Other - Harbor Tenant Fees	-	-	\$19,845	-	-	-	-	\$19,845
	-	-	\$99,225	-	-	-	-	\$99,225
[161]: Riverside Park Levee - Phase III								
<i>Engineering; Parks, Recreation and Forestry; TIF #11 - Gateway Redevelopment</i>								
Other - TIF Increment - 11	-	-	-	\$2,500,000	-	-	-	\$2,500,000
	-	-	-	\$2,500,000	-	-	-	\$2,500,000
[236]: Isle La Plume Dock Repairs								
<i>Planning and Development</i>								
Grants - State	-	-	-	\$83,349	-	-	-	\$83,349
Special - Harbor Sinking Funds	-	-	-	\$20,837	-	-	-	\$20,837
	-	-	-	\$104,186	-	-	-	\$104,186

Requests

Funding Source	Past	2020	2021	2022	2023	2024	2025	Total
[238]: Isle La Plume Access Improvements								
<i>Planning and Development</i>								
Grants - Federal	-	-	-	-	\$441,000	-	-	\$441,000
Special - Harbor Sinking Funds	-	-	-	-	\$110,250	-	-	\$110,250
	-	-	-	-	\$551,250	-	-	\$551,250
[243]: Port of La Crosse Harbor and Waterfront Plan Update								
<i>Planning and Development</i>								
Borrowing - General Obligation Bonds/Notes	-	-	-	-	\$100,000	-	-	\$100,000
	-	-	-	-	\$100,000	-	-	\$100,000

La Crosse Center

2020 Funding Request	2020 New Borrowing	Total Funding
\$20,000,000	\$17,500,000	\$42,000,000

Requests

Funding Source	Past	2020	2021	2022	2023	2024	2025	Total
----------------	------	------	------	------	------	------	------	-------

[520]: La Crosse Center Renovation & Expansion

La Crosse Center

Borrowing - General Obligation Bonds/Notes	-	\$17,500,000	\$17,500,000	-	-	-	-	\$35,000,000
Grants - State	-	\$2,500,000	\$2,500,000	-	-	-	-	\$5,000,000
Other - La Crosse Center Room Tax	\$1,000,000	-	-	-	-	-	-	\$1,000,000
Other - Reserve Fund	\$1,000,000	-	-	-	-	-	-	\$1,000,000
	\$2,000,000	\$20,000,000	\$20,000,000	-	-	-	-	\$42,000,000

Parks, Recreation & Forestry

2020 Funding Request

\$1,430,000

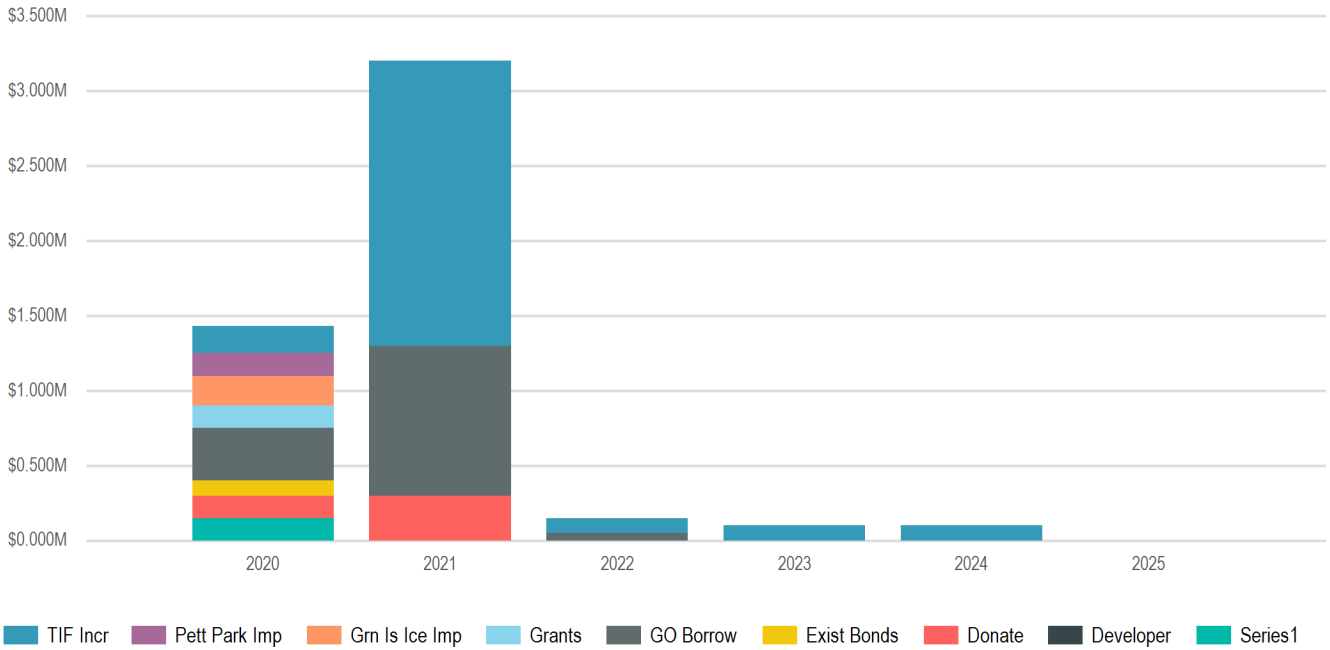
2020 New Borrowing

\$350,000

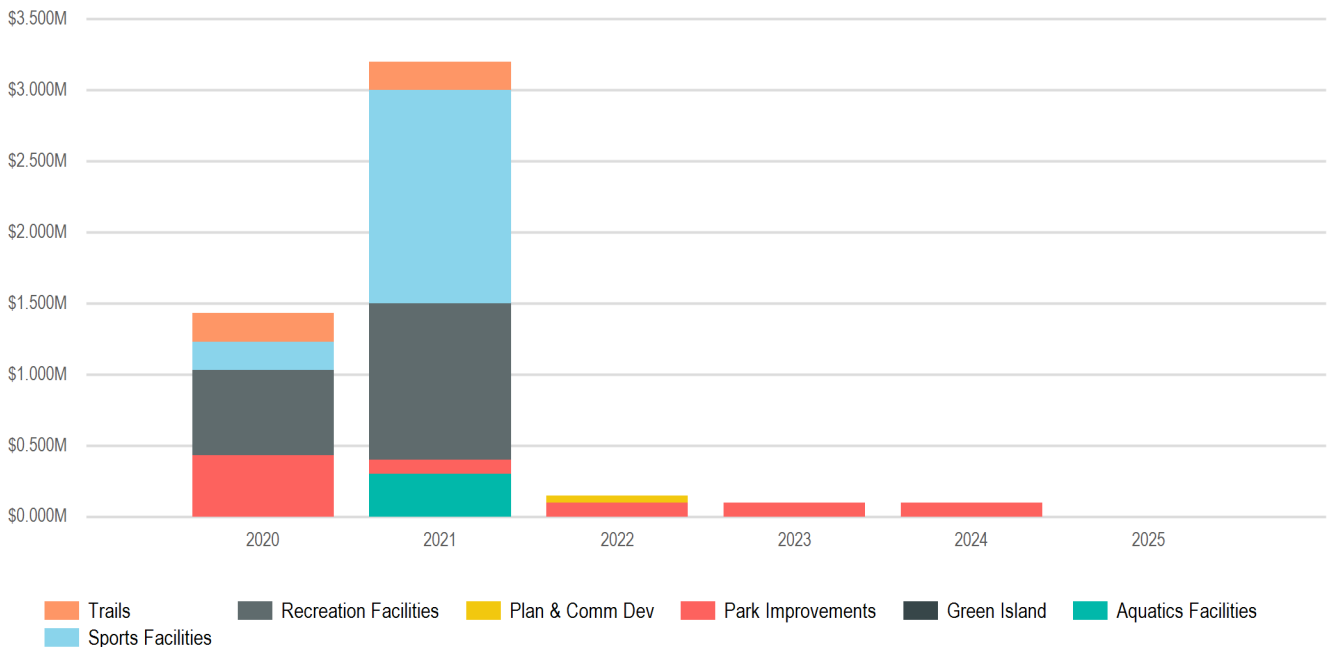
Total Funding

\$12,035,000

Funding Breakdown



Expenditure Breakdown



Go to Table of Contents

Totals by Funding Source

Funding Source	2020	2021	2022	2023	2024	2025	Total
Borrowing	\$350,000	\$1,000,000	\$50,000	-	-	-	\$1,400,000
General Obligation Bonds/Notes	\$350,000	\$1,000,000	\$50,000	-	-	-	\$1,400,000
Donations & Outside Funding	\$150,000	\$300,000	-	-	-	-	\$450,000
Donations	\$150,000	\$300,000	-	-	-	-	\$450,000
Grants & Other Intergovernmental	\$150,000	-	-	-	-	-	\$150,000
Federal	\$150,000	-	-	-	-	-	\$150,000
Other	\$100,000	-	-	-	-	-	\$100,000
Existing Bond Funds	\$100,000	-	-	-	-	-	\$100,000
Special Funds	\$500,000	-	-	-	-	-	\$500,000
Cameron Park Construction	\$150,000	-	-	-	-	-	\$150,000
Green Island Ice Arena Improvement Fund	\$200,000	-	-	-	-	-	\$200,000
Pettibone Park Improvement Fund	\$150,000	-	-	-	-	-	\$150,000
Taxation	\$180,000	\$1,900,000	\$100,000	\$100,000	\$100,000	-	\$2,380,000
TIF Increment	\$180,000	\$1,900,000	\$100,000	\$100,000	\$100,000	-	\$2,380,000
10 - Park Plaza	\$100,000	-	-	-	-	-	\$100,000
14 - Gundersen Lutheran	-	\$1,150,000	-	-	-	-	\$1,150,000
15 - Chart	-	\$300,000	-	-	-	-	\$300,000
16 - LIPCO/Trane Plant 6	\$80,000	\$450,000	\$100,000	\$100,000	\$100,000	-	\$830,000
	\$1,430,000	\$3,200,000	\$150,000	\$100,000	\$100,000	-	\$4,980,000

Totals by Expenditure Category

Expenditure Category	2020	2021	2022	2023	2024	2025	Total
Planning & Community Development	-	-	\$50,000	-	-	-	\$50,000
Miscellaneous	-	-	\$50,000	-	-	-	\$50,000
Public Buildings & Parks	\$1,430,000	\$3,200,000	\$100,000	\$100,000	\$100,000	-	\$4,930,000
Parks	\$1,430,000	\$3,200,000	\$100,000	\$100,000	\$100,000	-	\$4,930,000
Aquatics Facilities	-	\$300,000	-	-	-	-	\$300,000
General Improvements	\$430,000	\$100,000	\$100,000	\$100,000	\$100,000	-	\$830,000
Recreation Facilities	\$600,000	\$1,100,000	-	-	-	-	\$1,700,000
Sports Facilities	\$200,000	\$1,500,000	-	-	-	-	\$1,700,000
Trails	\$200,000	\$200,000	-	-	-	-	\$400,000
	\$1,430,000	\$3,200,000	\$150,000	\$100,000	\$100,000	-	\$4,980,000

Requests

Funding Source	Past	2020	2021	2022	2023	2024	2025	Total
[10]: Trane Park								
<i>Parks, Recreation and Forestry; TIF #15 - Chart</i>								
Grants - Local		\$250,000	-	-	-	-	-	\$250,000
Grants - Other		\$2,220,000	-	-	-	-	-	\$2,220,000
Other - TIF Increment - 15		\$1,650,000	-	-	-	-	-	\$1,650,000
		\$4,120,000	-	-	-	-	-	\$4,120,000
[13]: Burns Park								
<i>Parks, Recreation and Forestry</i>								
Grants - Federal		-	\$150,000	-	-	-	-	\$150,000
Other - TIF Increment - 11		\$25,000	-	-	-	-	-	\$25,000
Outside - Donations		-	\$150,000	-	-	-	-	\$150,000
Special - Cameron Park Construction Funds		-	\$150,000	-	-	-	-	\$150,000
		\$25,000	\$450,000	-	-	-	-	\$475,000
[21]: Green Island Ice Arena								
<i>Parks, Recreation and Forestry</i>								
Outside - Developer Capital Contributions		-	-	-	-	-	-	-
Outside - Donations		-	-	-	-	-	-	-
Special - Green Island Ice Arena Improve. Funds		-	\$200,000	-	-	-	-	\$200,000
		-	\$200,000	-	-	-	-	\$200,000
[23]: Myrick Park Playground								
<i>Parks, Recreation and Forestry</i>								
Borrowing - General Obligation Bonds/Notes		-	\$50,000	\$500,000	-	-	-	\$550,000
		-	\$50,000	\$500,000	-	-	-	\$550,000
[231]: Badger-Hickey Park Improvements								
<i>Planning and Development</i>								
Borrowing - General Obligation Bonds/Notes		\$200,000	\$100,000	-	-	-	-	\$300,000
Other - Existing Bond Funds		\$190,000	-	-	-	-	-	\$190,000
		\$390,000	\$100,000	-	-	-	-	\$490,000
[437]: Pettibone Park								
<i>Parks, Recreation and Forestry; TIF #10 - Park Plaza</i>								
Other - TIF Increment - 10		-	\$100,000	-	-	-	-	\$100,000
Special - Pettibone Park Improve. Funds		-	\$150,000	-	-	-	-	\$150,000
		-	\$250,000	-	-	-	-	\$250,000

Requests

Funding Source	Past	2020	2021	2022	2023	2024	2025	Total
[441]: Trails / Bluffland								
<i>Parks, Recreation and Forestry</i>								
Borrowing - General Obligation Bonds/Notes	-	\$200,000	\$200,000	-	-	-	-	\$400,000
	-	\$200,000	\$200,000	-	-	-	-	\$400,000
[443]: Weigent Park								
<i>Parks, Recreation and Forestry</i>								
Borrowing - General Obligation Bonds/Notes	-	-	\$300,000	-	-	-	-	\$300,000
Other - Existing Bond Funds	-	\$100,000	-	-	-	-	-	\$100,000
	-	\$100,000	\$300,000	-	-	-	-	\$400,000
[463]: Red Cloud Park Improvements								
<i>Planning and Development; TIF #16 - LIPCO/Trane Plant 6</i>								
Other - TIF Increment - 16	-	\$80,000	-	-	-	-	-	\$80,000
	-	\$80,000	-	-	-	-	-	\$80,000
[19]: Green Island Tennis and Pickleball Facility								
<i>Parks, Recreation and Forestry; TIF #14 - Gundersen Lutheran</i>								
Other - TIF Increment - 14	-	-	\$500,000	-	-	-	-	\$500,000
Outside - Developer Capital Contributions	\$400,000	-	-	-	-	-	-	\$400,000
Outside - Donations	\$1,500,000	-	-	-	-	-	-	\$1,500,000
	\$1,900,000	-	\$500,000	-	-	-	-	\$2,400,000
[439]: Copeland Park								
<i>Parks, Recreation and Forestry; TIF #16 - LIPCO/Trane Plant 6</i>								
Other - TIF Increment - 16	-	-	\$350,000	-	-	-	-	\$350,000
	-	-	\$350,000	-	-	-	-	\$350,000
[440]: Carroll Park								
<i>Parks, Recreation and Forestry; TIF #14 - Gundersen Lutheran</i>								
Other - TIF Increment - 14	-	-	\$650,000	-	-	-	-	\$650,000
Outside - Developer Capital Contributions	\$620,000	-	-	-	-	-	-	\$620,000
Outside - Donations	-	-	\$300,000	-	-	-	-	\$300,000
	\$620,000	-	\$950,000	-	-	-	-	\$1,570,000
[462]: Copeland Park Improvements								
<i>Planning and Development; TIF #16 - LIPCO/Trane Plant 6</i>								
Other - TIF Increment - 16	-	-	\$100,000	\$100,000	\$100,000	\$100,000	-	\$400,000
	-	-	\$100,000	\$100,000	\$100,000	\$100,000	-	\$400,000
[522]: Erickson Park Pool Improvements								
<i>Mayor; TIF #15 - Chart</i>								
Other - TIF Increment - 15	-	-	\$300,000	-	-	-	-	\$300,000
	-	-	\$300,000	-	-	-	-	\$300,000
[460]: Wittenberg Park Environmental Analysis and Fill								
<i>Planning and Development</i>								
Borrowing - General Obligation Bonds/Notes	-	-	-	\$50,000	-	-	-	\$50,000
	-	-	-	\$50,000	-	-	-	\$50,000

Planning & Community Development

2020 Funding Request

\$2,528,000

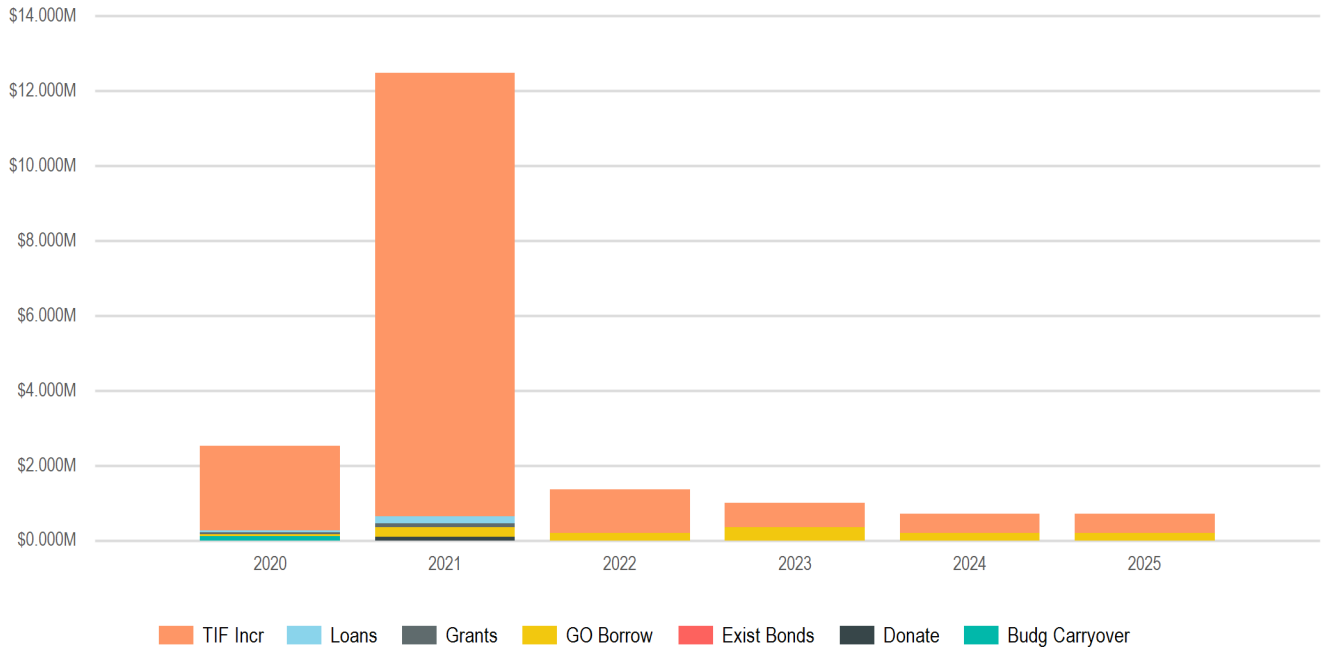
2020 New Borrowing

\$95,000

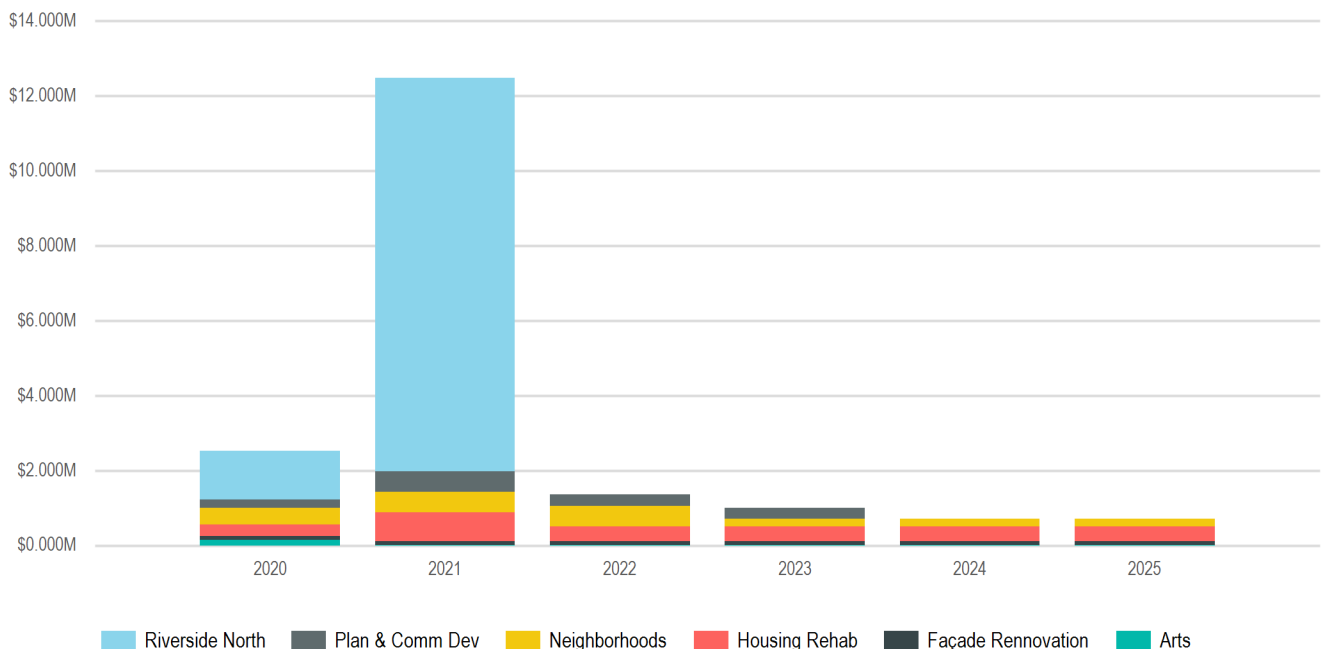
Total Funding

\$20,698,000

Funding Breakdown



Expenditure Breakdown



[Go to Table of Contents](#)

Totals by Request Sub-Category

Request Category	2020	2021	2022	2023	2024	2025	Total
Economic Development	\$1,400,000	\$10,600,000	\$100,000	\$100,000	\$100,000	\$100,000	\$12,400,000
Housing	\$425,000	\$1,620,000	\$1,250,000	\$750,000	\$600,000	\$600,000	\$5,245,000
Neighborhoods	\$325,000	-	-	-	-	-	\$325,000
Plans & Studies	\$220,000	\$250,000	-	\$150,000	-	-	\$620,000
Public Art	\$158,000	\$10,000	\$10,000	\$10,000	\$10,000	\$10,000	\$208,000
	\$2,528,000	\$12,480,000	\$1,360,000	\$1,010,000	\$710,000	\$710,000	\$18,798,000

Totals by Funding Source

Funding Source	2020	2021	2022	2023	2024	2025	Total
Borrowing	\$95,000	\$455,000	\$210,000	\$360,000	\$210,000	\$210,000	\$1,540,000
General Obligation Bonds/Notes	\$50,000	\$260,000	\$210,000	\$360,000	\$210,000	\$210,000	\$1,300,000
Loans	\$45,000	\$195,000	-	-	-	-	\$240,000
State Trust Fund	\$45,000	\$195,000	-	-	-	-	\$240,000
Donations & Outside Funding	-	\$100,000	-	-	-	-	\$100,000
Donations	-	\$100,000	-	-	-	-	\$100,000
Grants & Other Intergovernmental	\$50,000	\$100,000	-	-	-	-	\$150,000
Federal	-	\$50,000	-	-	-	-	\$50,000
Local	\$50,000	\$50,000	-	-	-	-	\$100,000
Special Funds	\$120,000	-	-	-	-	-	\$120,000
Budget Carryover	\$120,000	-	-	-	-	-	\$120,000
Taxation	\$2,263,000	\$11,825,000	\$1,150,000	\$650,000	\$500,000	\$500,000	\$16,888,000
TIF Increment	\$2,263,000	\$11,825,000	\$1,150,000	\$650,000	\$500,000	\$500,000	\$16,888,000
11 - Gateway Redevelopment	\$583,000	\$100,000	\$100,000	\$100,000	\$100,000	\$100,000	\$1,083,000
12 - Three Rivers Plaza	\$1,300,000	\$10,500,000	-	-	-	-	\$11,800,000
13 - Kwik Trip	\$250,000	\$200,000	\$200,000	\$200,000	\$200,000	\$200,000	\$1,250,000
14 - Gundersen Lutheran	-	\$825,000	\$650,000	\$150,000	-	-	\$1,625,000
15 - Chart	\$130,000	\$200,000	\$200,000	\$200,000	\$200,000	\$200,000	\$1,130,000
	\$2,528,000	\$12,480,000	\$1,360,000	\$1,010,000	\$710,000	\$710,000	\$18,798,000

Totals by Expenditure Category

Expenditure Category	2020	2021	2022	2023	2024	2025	Total
Planning & Community Development	\$2,528,000	\$12,480,000	\$1,360,000	\$1,010,000	\$710,000	\$710,000	\$18,798,000
Arts	\$158,000	\$10,000	\$10,000	\$10,000	\$10,000	\$10,000	\$208,000
Economic Development	\$1,400,000	\$10,600,000	\$100,000	\$100,000	\$100,000	\$100,000	\$12,400,000
Façade Renovation	\$100,000	\$100,000	\$100,000	\$100,000	\$100,000	\$100,000	\$600,000
Riverside North	\$1,300,000	\$10,500,000	-	-	-	-	\$11,800,000
Housing Rehabilitation	\$295,000	\$770,000	\$400,000	\$400,000	\$400,000	\$400,000	\$2,665,000
Miscellaneous	\$220,000	\$550,000	\$300,000	\$300,000	-	-	\$1,370,000
Neighborhoods	\$455,000	\$550,000	\$550,000	\$200,000	\$200,000	\$200,000	\$2,155,000
	\$2,528,000	\$12,480,000	\$1,360,000	\$1,010,000	\$710,000	\$710,000	\$18,798,000

Planning & Community Development

Economic Development

2020 Funding Request	2020 New Borrowing	Total Funding
\$1,400,000		\$12,750,000

Requests

Funding Source	Past	2020	2021	2022	2023	2024	2025	Total
[447]: Downtown Facade Renovation Program								
<i>Planning and Development; TIF #11 - Gateway Redevelopment</i>								
Other - TIF Increment - 11	-	\$100,000	\$100,000	\$100,000	\$100,000	\$100,000	\$100,000	\$600,000
	-	\$100,000	\$100,000	\$100,000	\$100,000	\$100,000	\$100,000	\$600,000
[454]: Riverside North First Phase Infrastructure								
<i>Planning and Development; TIF #12 - Three Rivers Plaza</i>								
Other - TIF Increment - 12	-	\$1,300,000	\$10,000,000	-	-	-	-	\$11,300,000
	-	\$1,300,000	\$10,000,000	-	-	-	-	\$11,300,000
[98]: Riverside North Fill Project								
<i>Planning and Development; TIF #12 - Three Rivers Plaza</i>								
Borrowing - TIF Bonds/Notes: 12 - Three Rivers Plaza	\$350,000	-	-	-	-	-	-	\$350,000
Other - TIF Increment - 12	-	-	\$500,000	-	-	-	-	\$500,000
	\$350,000	-	\$500,000	-	-	-	-	\$850,000

Planning & Community Development

Housing

2020 Funding Request	2020 New Borrowing	Total Funding
\$425,000	\$45,000	\$6,795,000

Requests

Funding Source	Past	2020	2021	2022	2023	2024	2025	Total
[102]: Rental Conversion Loan Program								
<i>Community Development and Housing</i>								
Borrowing - Loan: State Trust Fund	\$100,000	\$45,000	\$150,000	-	-	-	-	\$295,000
	\$100,000	\$45,000	\$150,000	-	-	-	-	\$295,000
[142]: Replacement Housing/New Housing								
<i>Community Development and Housing; TIF #13 - Kwik Trip</i>								
Other - TIF Increment - 13	-	\$250,000	\$200,000	\$200,000	\$200,000	\$200,000	\$200,000	\$1,250,000
	-	\$250,000	\$200,000	\$200,000	\$200,000	\$200,000	\$200,000	\$1,250,000
[495]: Housing Renovate Program								
<i>Community Development and Housing; TIF #15 - Chart</i>								
Other - TIF Increment - 15	-	\$130,000	\$200,000	\$200,000	\$200,000	\$200,000	\$200,000	\$1,130,000
	-	\$130,000	\$200,000	\$200,000	\$200,000	\$200,000	\$200,000	\$1,130,000
[103]: Residential Energy Efficiency Improvements								
<i>Community Development and Housing</i>								
Borrowing - Loan: State Trust Fund	-	-	\$45,000	-	-	-	-	\$45,000
Grants - State	\$50,000	-	-	-	-	-	-	\$50,000
	\$50,000	-	\$45,000	-	-	-	-	\$95,000
[141]: City-Wide Replacement Housing								
<i>Community Development and Housing</i>								
Borrowing - General Obligation Bonds/Notes	\$1,400,000	-	\$200,000	\$200,000	\$200,000	\$200,000	\$200,000	\$2,400,000
	\$1,400,000	-	\$200,000	\$200,000	\$200,000	\$200,000	\$200,000	\$2,400,000
[455]: Replacement Housing in Powell Poage Hamilton and Washburn Neighborhoods								
<i>Community Development and Housing; TIF #14 - Gundersen Lutheran</i>								
Other - TIF Increment - 14	-	-	\$350,000	\$350,000	-	-	-	\$700,000
	-	-	\$350,000	\$350,000	-	-	-	\$700,000
[456]: Housing Renovation Program								
<i>Community Development and Housing; TIF #14 - Gundersen Lutheran</i>								
Other - TIF Increment - 14	-	-	\$175,000	-	-	-	-	\$175,000
	-	-	\$175,000	-	-	-	-	\$175,000
[490]: Acquisition for Multifamily Mixed-Use in Washburn or PPH Neighborhood								
<i>Community Development and Housing; TIF #14 - Gundersen Lutheran</i>								
Other - TIF Increment - 14	-	-	\$300,000	\$300,000	\$150,000	-	-	\$750,000
	-	-	\$300,000	\$300,000	\$150,000	-	-	\$750,000

Planning & Community Development *Neighborhoods*

2020 Funding Request	2020 New Borrowing	Total Funding
\$325,000		\$325,000

Requests

Funding Source	Past	2020	2021	2022	2023	2024	2025	Total
----------------	------	------	------	------	------	------	------	-------

[521]: Downtown Neighborhood Capital Improvement

Mayor; TIF #11 - Gateway Redevelopment

Other - TIF Increment - 11	-	\$325,000	-	-	-	-	-	\$325,000
	-	\$325,000	-	-	-	-	-	\$325,000

Planning & Community Development

Plans & Studies

2020 Funding Request	2020 New Borrowing	Total Funding
\$220,000	\$50,000	\$620,000

Requests

Funding Source	Past	2020	2021	2022	2023	2024	2025	Total
[89]: Comprehensive Plan Rewrite								
<i>Planning and Development</i>								
Special - Budget Carryover Funds	-	\$95,000	-	-	-	-	-	\$95,000
	-	\$95,000	-	-	-	-	-	\$95,000
[257]: Greenhouse Gas Emissions Inventory, Sustainable Energy and Climate Action Plan								
<i>Planning and Development</i>								
Borrowing - General Obligation Bonds/Notes	-	\$50,000	\$50,000	-	-	-	-	\$100,000
Grants - Local	-	\$50,000	\$50,000	-	-	-	-	\$100,000
	-	\$100,000	\$100,000	-	-	-	-	\$200,000
[450]: 2020 Aerial Flight-GIS Base Information								
<i>Planning and Development</i>								
Special - Budget Carryover Funds	-	\$25,000	-	-	-	-	-	\$25,000
	-	\$25,000	-	-	-	-	-	\$25,000
[482]: La Crosse County Historical Society Museum Feasibility Study								
<i>Planning and Development</i>								
Grants - Federal	-	-	\$50,000	-	-	-	-	\$50,000
Outside - Donations	-	-	\$100,000	-	-	-	-	\$100,000
	-	-	\$150,000	-	-	-	-	\$150,000
[496]: La Crosse River Marsh Trails and Levees Study								
<i>Planning and Development</i>								
Borrowing - General Obligation Bonds/Notes	-	-	-	-	\$150,000	-	-	\$150,000
	-	-	-	-	\$150,000	-	-	\$150,000

Planning & Community Development

Public Art

2020 Funding Request	2020 New Borrowing	Total Funding
\$158,000		\$208,000

Requests

Funding Source	Past	2020	2021	2022	2023	2024	2025	Total
[256]: Eagle Sculpture Repair								
<i>Planning and Development; TIF #11 - Gateway Redevelopment</i>								
Other - TIF Increment - 11	-	\$158,000	-	-	-	-	-	\$158,000
	-	\$158,000	-	-	-	-	-	\$158,000
[255]: City-wide Public Art								
<i>Planning and Development</i>								
Borrowing - General Obligation Bonds/Notes	-	-	\$10,000	\$10,000	\$10,000	\$10,000	\$10,000	\$50,000
Other - Existing Bond Funds	-	-	-	-	-	-	-	-
	-	-	\$10,000	\$10,000	\$10,000	\$10,000	\$10,000	\$50,000

Public Safety

2020 Funding Request	2020 New Borrowing	Total Funding
\$3,000,000	\$3,000,000	\$57,520,000

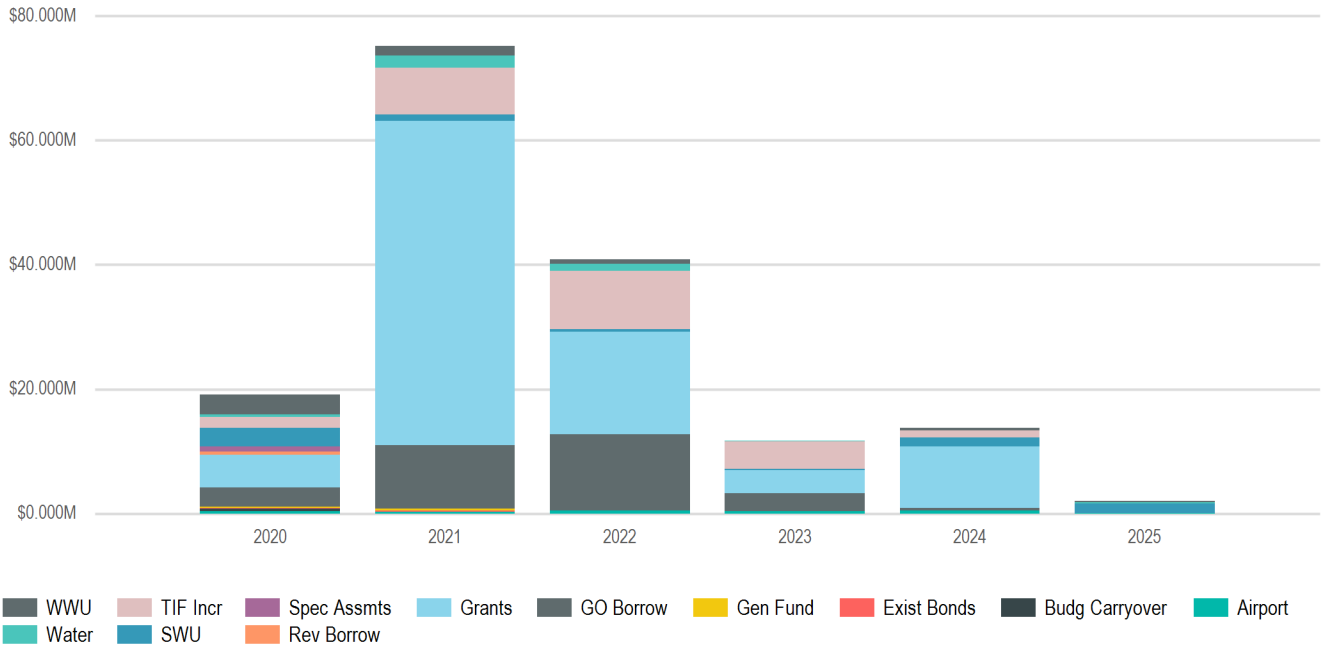
Requests

Funding Source	Past	2020	2021	2022	2023	2024	2025	Total
[104]: Fire Stations								
<i>Fire</i>								
Borrowing - General Obligation Bonds/Notes	\$500,000	\$3,000,000	\$4,500,000	\$6,500,000	\$7,000,000	-	-	\$21,500,000
	\$500,000	\$3,000,000	\$4,500,000	\$6,500,000	\$7,000,000	-	-	\$21,500,000
[66]: Police Station 2 Fiber Connection								
<i>Information Technology; Police</i>								
Borrowing - General Obligation Bonds/Notes	-	-	-	\$20,000	-	-	-	\$20,000
	-	-	-	\$20,000	-	-	-	\$20,000
[8]: Police Law Enforcement Center								
<i>Police</i>								
Borrowing - General Obligation Bonds/Notes	-	-	-	-	\$1,000,000	\$25,000,000	\$10,000,000	\$36,000,000
	-	-	-	-	\$1,000,000	\$25,000,000	\$10,000,000	\$36,000,000

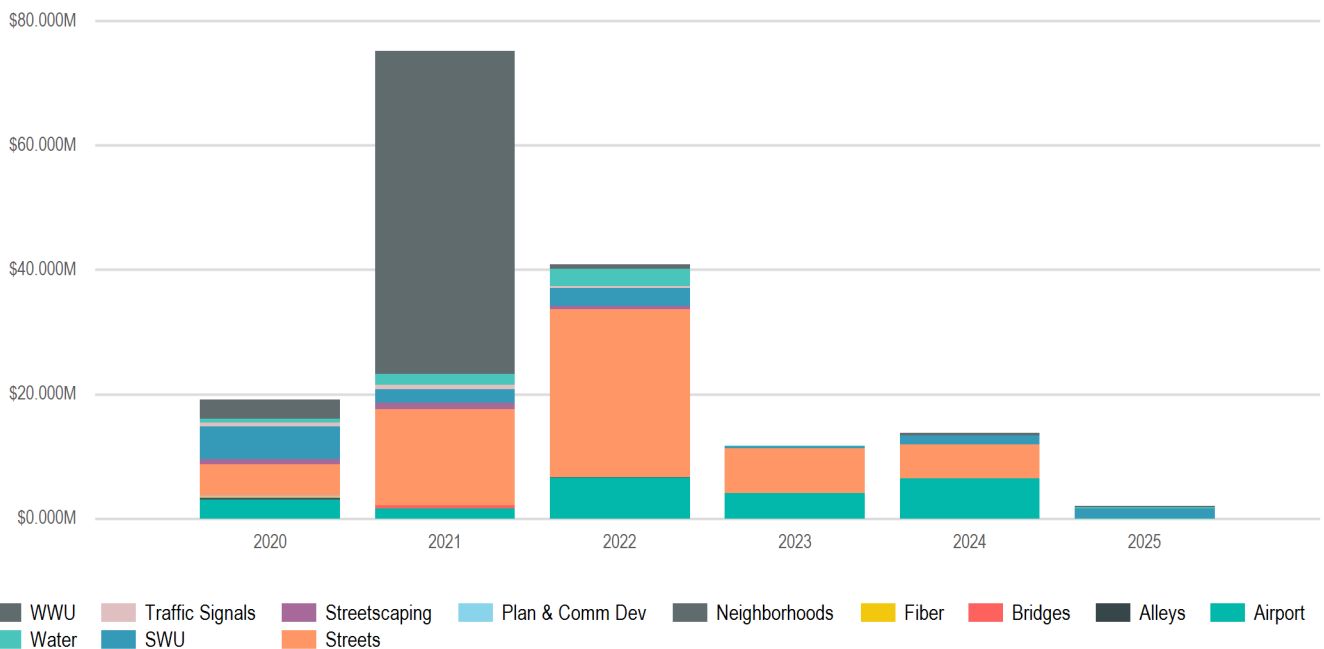
Transportation & Utilities

2020 Funding Request	2020 New Borrowing	Total Funding
\$19,115,000	\$3,654,000	\$163,809,000

Funding Breakdown



Expenditure Breakdown



[Go to Table of Contents](#)

Totals by Request Sub-Category

Request Category	2020	2021	2022	2023	2024	2025	Total
Alleys	\$272,000	-	-	-	-	-	\$272,000
Streets	\$6,445,000	\$20,065,500	\$32,737,000	\$7,571,000	\$6,914,000	\$1,990,000	\$75,722,500
Streetscaping & Lighting	\$1,000,000	\$1,070,000	\$565,000	-	-	-	\$2,635,000
Utilities	\$8,259,000	\$51,918,000	\$944,000	\$50,000	\$400,000	\$50,000	\$61,621,000
Airport	\$3,089,000	\$1,675,000	\$6,620,000	\$4,105,000	\$6,425,000	\$50,000	\$21,964,000
Bridges	\$50,000	\$450,000	-	-	-	-	\$500,000
	\$19,115,000	\$75,178,500	\$40,866,000	\$11,726,000	\$13,739,000	\$2,090,000	\$162,714,500

Totals by Funding Source

Funding Source	2020	2021	2022	2023	2024	2025	Total
Borrowing	\$3,654,000	\$10,186,000	\$12,256,000	\$2,878,000	\$399,000	-	\$29,373,000
General Obligation Bonds/Notes	\$3,129,000	\$10,186,000	\$12,256,000	\$2,878,000	\$399,000	-	\$28,848,000
Revenue Bonds/Notes	\$525,000	-	-	-	-	-	\$525,000
Grants & Other Intergovernmental	\$5,220,000	\$52,169,250	\$16,437,250	\$3,702,250	\$9,922,750	-	\$87,451,500
Federal	\$4,824,000	\$1,749,250	\$8,816,050	\$3,702,250	\$9,322,750	-	\$28,414,300
State	\$396,000	\$50,420,000	\$7,621,200	-	\$600,000	-	\$59,037,200
Operating Funds	\$7,311,000	\$5,159,250	\$2,816,750	\$767,750	\$2,256,250	\$2,090,000	\$20,401,000
Enterprise/Utility Funds	\$7,094,000	\$4,865,250	\$2,816,750	\$767,750	\$2,256,250	\$2,090,000	\$19,890,000
Airport Operating Funds	\$225,000	\$110,000	\$185,000	\$250,000	\$50,000	\$50,000	\$870,000
Car Rental Facility Charges	\$200,000	-	-	-	-	-	\$200,000
Passenger Facility Charges	-	\$223,750	\$309,750	\$152,750	\$431,250	-	\$1,117,500
Sanitary Sewer Equipment Replacement Funds	\$488,500	-	-	-	-	-	\$488,500
Sanitary Sewer Utility Funds	\$2,702,000	\$1,510,000	\$702,000	-	\$350,000	\$275,000	\$5,539,000
Storm Water Utility Funds	\$3,061,500	\$1,067,500	\$461,000	\$245,000	\$1,425,000	\$1,550,000	\$7,810,000
Water Utility Funds	\$417,000	\$1,954,000	\$1,159,000	\$120,000	-	\$215,000	\$3,865,000
General Fund	\$217,000	\$294,000	-	-	-	-	\$511,000
Streets Operating Budget	\$217,000	\$294,000	-	-	-	-	\$511,000
Other	\$108,000	\$143,000	-	-	-	-	\$251,000
Existing Bond Funds	\$108,000	\$143,000	-	-	-	-	\$251,000
Special Funds	\$360,000	-	-	-	-	-	\$360,000
Budget Carryover	\$360,000	-	-	-	-	-	\$360,000
Taxation	\$2,462,000	\$7,521,000	\$9,356,000	\$4,378,000	\$1,161,000	-	\$24,878,000
Special Assessments	\$778,000	-	-	-	-	-	\$778,000
TIF Increment	\$1,684,000	\$7,521,000	\$9,356,000	\$4,378,000	\$1,161,000	-	\$24,100,000
11 - Gateway Redevelopment	\$763,000	\$2,432,000	\$5,028,000	\$476,000	\$634,000	-	\$9,333,000
12 - Three Rivers Plaza	-	\$1,973,000	\$1,559,000	-	-	-	\$3,532,000
13 - Kwik Trip	\$921,000	\$1,418,000	\$500,000	-	-	-	\$2,839,000
14 - Gundersen Lutheran	-	-	-	\$2,624,000	\$527,000	-	\$3,151,000
15 - Chart	-	\$468,000	-	\$465,000	-	-	\$933,000
16 - LIPCO/Trane Plant 6	-	\$1,230,000	\$2,269,000	\$813,000	-	-	\$4,312,000
	\$19,115,000	\$75,178,500	\$40,866,000	\$11,726,000	\$13,739,000	\$2,090,000	\$162,714,500

Totals by Expenditure Category

Expenditure Category	2020	2021	2022	2023	2024	2025	Total
Infrastructure	\$6,992,000	\$17,681,000	\$27,802,000	\$7,256,000	\$5,539,000	-	\$65,270,000
Alleys	\$252,000	-	-	-	-	-	\$252,000
Bridges	\$50,000	\$450,000	-	-	-	-	\$500,000
Fiber	\$100,000	-	-	-	-	-	\$100,000
Streets	\$5,740,000	\$16,161,000	\$27,302,000	\$7,256,000	\$5,539,000	-	\$61,998,000
Street Improvements	\$479,000	\$85,000	-	\$50,000	-	-	\$614,000
Total Street Reconstruction	\$4,636,000	\$15,376,000	\$27,002,000	\$7,206,000	\$5,539,000	-	\$59,759,000
Traffic Signals	\$625,000	\$700,000	\$300,000	-	-	-	\$1,625,000
Streetscaping	\$850,000	\$1,070,000	\$500,000	-	-	-	\$2,420,000
Street Lighting	\$750,000	\$1,070,000	\$500,000	-	-	-	\$2,320,000
Streetscaping	\$100,000	-	-	-	-	-	\$100,000
Planning & Community Development	\$150,000	-	\$65,000	-	-	-	\$215,000
Miscellaneous	\$150,000	-	-	-	-	-	\$150,000
Neighborhoods	-	-	\$65,000	-	-	-	\$65,000
Public Buildings & Parks	\$3,089,000	\$1,675,000	\$6,620,000	\$4,105,000	\$6,425,000	\$50,000	\$21,964,000
Airport	\$3,089,000	\$1,675,000	\$6,620,000	\$4,105,000	\$6,425,000	\$50,000	\$21,964,000
Other Buildings	\$295,000	-	\$300,000	-	\$750,000	-	\$1,345,000
Runways and Taxiways	\$1,304,000	\$675,000	\$6,195,000	\$3,055,000	\$5,625,000	-	\$16,854,000
Terminal	\$1,490,000	\$1,000,000	\$125,000	\$1,050,000	\$50,000	\$50,000	\$3,765,000
Utilities	\$8,884,000	\$55,822,500	\$6,379,000	\$365,000	\$1,775,000	\$2,040,000	\$75,265,500
Sanitary Sewer/Wastewater	\$3,108,500	\$51,970,000	\$702,000	-	\$350,000	\$275,000	\$56,405,500
Lift Stations	\$673,500	\$1,050,000	-	-	-	-	\$1,723,500
Sanitary Sewer Mains	\$2,370,000	\$920,000	\$702,000	-	\$350,000	\$275,000	\$4,617,000
Wastewater Treatment Plant	\$65,000	\$50,000,000	-	-	-	-	\$50,065,000
Storm Sewer/Stormwater	\$5,243,500	\$2,124,500	\$2,893,000	\$245,000	\$1,425,000	\$1,550,000	\$13,481,000
Lift Stations	\$2,725,500	-	-	-	-	-	\$2,725,500
Other	\$292,000	\$50,000	\$50,000	\$50,000	\$50,000	\$50,000	\$542,000
Storm Sewer Mains	\$2,226,000	\$2,074,500	\$2,843,000	\$195,000	\$1,375,000	\$1,500,000	\$10,213,500
Water	\$532,000	\$1,728,000	\$2,784,000	\$120,000	-	\$215,000	\$5,379,000
Other	\$40,000	-	-	-	-	-	\$40,000
Watermains	\$342,000	\$878,000	\$2,240,000	\$120,000	-	\$215,000	\$3,795,000
Wells, Pumphouses and Reservoir	\$150,000	\$850,000	\$544,000	-	-	-	\$1,544,000
	\$19,115,000	\$75,178,500	\$40,866,000	\$11,726,000	\$13,739,000	\$2,090,000	\$162,714,500

Transportation & Utilities

Alleys

2020 Funding Request	2020 New Borrowing	Total Funding
\$272,000	\$54,000	\$272,000

Totals by Funding Source

Funding Source	2020	2021	2022	2023	2024	2025	Total
Borrowing	\$54,000	-	-	-	-	-	\$54,000
General Obligation Bonds/Notes	\$54,000	-	-	-	-	-	\$54,000
Operating Funds	\$58,000	-	-	-	-	-	\$58,000
Enterprise/Utility Funds	\$58,000	-	-	-	-	-	\$58,000
Storm Water Utility Funds	\$58,000	-	-	-	-	-	\$58,000
Taxation	\$160,000	-	-	-	-	-	\$160,000
Special Assessments	\$93,000	-	-	-	-	-	\$93,000
TIF Increment	\$67,000	-	-	-	-	-	\$67,000
13 - Kwik Trip	\$67,000	-	-	-	-	-	\$67,000
	\$272,000	-	-	-	-	-	\$272,000

Requests

Funding Source	Past	2020	2021	2022	2023	2024	2025	Total
[502]: Alley - 16th St to 17th St, b/w Farnam St & Adams St (southern alley)								
<i>Engineering; Stormwater Utility</i>								
Borrowing - General Obligation Bonds/Notes	-	\$18,000	-	-	-	-	-	\$18,000
Operating - Storm Water Utility Funds	-	\$20,000	-	-	-	-	-	\$20,000
Other - Special Assessments	-	\$31,000	-	-	-	-	-	\$31,000
	-	\$69,000	-	-	-	-	-	\$69,000
[510]: Alley from Cameron Ave to Cass St between 2nd and 3rd Street.								
<i>Engineering</i>								
Borrowing - General Obligation Bonds/Notes	-	\$9,000	-	-	-	-	-	\$9,000
Other - Special Assessments	-	\$27,000	-	-	-	-	-	\$27,000
	-	\$36,000	-	-	-	-	-	\$36,000
[511]: Alley East of Powell St between St Andrew St and Red Cloud Park.								
<i>Engineering</i>								
Borrowing - General Obligation Bonds/Notes	-	\$17,000	-	-	-	-	-	\$17,000
Other - Special Assessments	-	\$9,000	-	-	-	-	-	\$9,000
	-	\$26,000	-	-	-	-	-	\$26,000
[523]: Alley from Adams St to Johnson St between 13th and Grant Court								
<i>Engineering</i>								
Borrowing - General Obligation Bonds/Notes	-	\$10,000	-	-	-	-	-	\$10,000
Other - Special Assessments	-	\$26,000	-	-	-	-	-	\$26,000
	-	\$36,000	-	-	-	-	-	\$36,000
[524]: Alley from Hamilton St to Camp St between Harvey St and Hamilton St								
<i>Engineering; TIF #13 - Kwik Trip</i>								
Other - TIF Increment - 13	-	\$67,000	-	-	-	-	-	\$67,000
	-	\$67,000	-	-	-	-	-	\$67,000
[525]: Stormwater for Alley Hamilton, Camp, and Harvey Streets								
<i>Engineering</i>								
Operating - Storm Water Utility Funds	-	\$38,000	-	-	-	-	-	\$38,000
	-	\$38,000	-	-	-	-	-	\$38,000

Transportation & Utilities

Streets

2020 Funding Request	2020 New Borrowing	Total Funding
\$6,445,000	\$2,225,000	\$76,507,000

Totals by Funding Source

Funding Source	2020	2021	2022	2023	2024	2025	Total
Borrowing	\$2,225,000	\$9,511,000	\$12,191,000	\$2,878,000	\$399,000	-	\$27,204,000
General Obligation Bonds/Notes	\$2,225,000	\$9,511,000	\$12,191,000	\$2,878,000	\$399,000	-	\$27,204,000
Grants & Other Intergovernmental	\$396,000	\$828,000	\$10,312,000	-	\$3,979,000	-	\$15,515,000
Federal	-	\$728,000	\$2,690,800	-	\$3,979,000	-	\$7,397,800
State	\$396,000	\$100,000	\$7,621,200	-	-	-	\$8,117,200
Operating Funds	\$1,254,000	\$2,907,500	\$1,378,000	\$315,000	\$1,375,000	\$1,990,000	\$9,219,500
Enterprise/Utility Funds	\$1,037,000	\$2,613,500	\$1,378,000	\$315,000	\$1,375,000	\$1,990,000	\$8,708,500
Sanitary Sewer Utility Funds	\$500,000	\$510,000	\$352,000	-	-	\$275,000	\$1,637,000
Storm Water Utility Funds	\$420,000	\$999,500	\$411,000	\$195,000	\$1,375,000	\$1,500,000	\$4,900,500
Water Utility Funds	\$117,000	\$1,104,000	\$615,000	\$120,000	-	\$215,000	\$2,171,000
General Fund	\$217,000	\$294,000	-	-	-	-	\$511,000
Streets Operating Budget	\$217,000	\$294,000	-	-	-	-	\$511,000
Other	\$58,000	\$143,000	-	-	-	-	\$201,000
Existing Bond Funds	\$58,000	\$143,000	-	-	-	-	\$201,000
Special Funds	\$360,000	-	-	-	-	-	\$360,000
Budget Carryover	\$360,000	-	-	-	-	-	\$360,000
Taxation	\$2,152,000	\$6,676,000	\$8,856,000	\$4,378,000	\$1,161,000	-	\$23,223,000
Special Assessments	\$685,000	-	-	-	-	-	\$685,000
TIF Increment	\$1,467,000	\$6,676,000	\$8,856,000	\$4,378,000	\$1,161,000	-	\$22,538,000
11 - Gateway Redevelopment	\$613,000	\$1,587,000	\$5,028,000	\$476,000	\$634,000	-	\$8,338,000
12 - Three Rivers Plaza	-	\$1,973,000	\$1,559,000	-	-	-	\$3,532,000
13 - Kwik Trip	\$854,000	\$1,418,000	-	-	-	-	\$2,272,000
14 - Gundersen Lutheran	-	-	-	\$2,624,000	\$527,000	-	\$3,151,000
15 - Chart	-	\$468,000	-	\$465,000	-	-	\$933,000
16 - LIPCO/Trane Plant 6	-	\$1,230,000	\$2,269,000	\$813,000	-	-	\$4,312,000
	\$6,445,000	\$20,065,500	\$32,737,000	\$7,571,000	\$6,914,000	\$1,990,000	\$75,722,500

Requests

Funding Source	Past	2020	2021	2022	2023	2024	2025	Total
[43]: 9th Street North - Zeisler St. to Grove St.								
<i>Sanitary Sewer Utility; Streets; TIF #11 - Gateway Redevelopment</i>								
Operating - Sanitary Sewer Utility Funds	-	\$42,000	-	-	-	-	-	\$42,000
Other - TIF Increment - 11	-	\$141,000	-	-	-	-	-	\$141,000
	-	\$183,000	-	-	-	-	-	\$183,000
[45]: 11th Street South - Cass St. to Market St.								
<i>Sanitary Sewer Utility; Streets; TIF #11 - Gateway Redevelopment</i>								
Operating - Sanitary Sewer Utility Funds	-	\$140,000	-	-	-	-	-	\$140,000
Operating - Storm Water Utility Funds	-	\$8,000	-	-	-	-	-	\$8,000
Operating - Water Utility Funds	-	\$20,000	-	-	-	-	-	\$20,000
Other - TIF Increment - 11	-	\$472,000	-	-	-	-	-	\$472,000
	-	\$640,000	-	-	-	-	-	\$640,000
[61]: Hayes Street - Onalaska Ave. to Dead End East								
<i>Sanitary Sewer Utility; Stormwater Utility; Streets; Water Utility</i>								
Operating - Sanitary Sewer Utility Funds	-	\$38,000	-	-	-	-	-	\$38,000
Operating - Storm Water Utility Funds	-	\$180,000	-	-	-	-	-	\$180,000
Operating - Water Utility Funds	-	\$82,000	-	-	-	-	-	\$82,000
	-	\$300,000	-	-	-	-	-	\$300,000
[63]: Larson Street - Palace St. to Hauser St.								
<i>Streets</i>								
Borrowing - General Obligation Bonds/Notes	-	\$1,722,000	-	-	-	-	-	\$1,722,000
	-	\$1,722,000	-	-	-	-	-	\$1,722,000
[132]: Palace Street - River Valley Dr. to Larson St.								
<i>Streets; TIF #13 - Kwik Trip</i>								
Other - TIF Increment - 13	-	\$687,000	-	-	-	-	-	\$687,000
	-	\$687,000	-	-	-	-	-	\$687,000

Requests

Funding Source	Past	2020	2021	2022	2023	2024	2025	Total
[175]: Cunningham Street - George St. to Wood St. & Onalaska Ave. to Prospect St.								
<i>Streets; Water Utility; TIF #13 - Kwik Trip</i>								
Operating - Water Utility Funds	-	\$15,000	-	-	-	-	-	\$15,000
Other - TIF Increment - 13	-	\$167,000	-	-	-	-	-	\$167,000
	-	\$182,000	-	-	-	-	-	\$182,000
[268]: Citywide Traffic Implementation: Interconnect & Synchronization.								
<i>Engineering</i>								
Borrowing - General Obligation Bonds/Notes	\$62,500	\$54,000	\$200,000	\$200,000	-	-	-	\$516,500
Grants - State	-	\$396,000	\$100,000	\$100,000	-	-	-	\$596,000
	\$62,500	\$450,000	\$300,000	\$300,000	-	-	-	\$1,112,500
[407]: Harvey Street - Taylor St. to Camp St.								
<i>Sanitary Sewer Utility; Stormwater Utility; Streets</i>								
Borrowing - General Obligation Bonds/Notes	\$263,000	-	-	-	-	-	-	\$263,000
Operating - Sanitary Sewer Utility Funds	-	\$50,000	-	-	-	-	-	\$50,000
Operating - Storm Water Utility Funds	-	\$50,000	-	-	-	-	-	\$50,000
	\$263,000	\$100,000	-	-	-	-	-	\$363,000
[413]: Taylor Street - Hamilton St. to Onalaska Ave.								
<i>Stormwater Utility; Streets</i>								
Borrowing - General Obligation Bonds/Notes	\$459,000	-	-	-	-	-	-	\$459,000
Operating - Storm Water Utility Funds	-	\$52,000	-	-	-	-	-	\$52,000
	\$459,000	\$52,000	-	-	-	-	-	\$511,000
[471]: Gillette and George Intersection Utility Replacement								
<i>Sanitary Sewer Utility; Stormwater Utility</i>								
Operating - Sanitary Sewer Utility Funds	-	\$50,000	-	-	-	-	-	\$50,000
Operating - Storm Water Utility Funds	-	\$65,000	-	-	-	-	-	\$65,000
	-	\$115,000	-	-	-	-	-	\$115,000
[503]: Signal Upgrades - Monotubes on Connecting Highways (HSIP)								
<i>Engineering; Streets</i>								
Special - Budget Carryover Funds	-	\$175,000	-	-	-	-	-	\$175,000
	-	\$175,000	-	-	-	-	-	\$175,000
[504]: Intersection Safety Improvements - West Ave (HSIP)								
<i>Engineering; Streets</i>								
Borrowing - General Obligation Bonds/Notes	-	\$106,000	-	-	-	-	-	\$106,000
	-	\$106,000	-	-	-	-	-	\$106,000
[505]: King Street Neighborhood Greenway - Phase II (Intersections)								
<i>Engineering; Sanitary Sewer Utility; Stormwater Utility; Streets</i>								
Borrowing - General Obligation Bonds/Notes	-	\$250,000	-	-	-	-	-	\$250,000
Operating - Sanitary Sewer Utility Funds	-	\$50,000	-	-	-	-	-	\$50,000
Operating - Storm Water Utility Funds	-	\$40,000	-	-	-	-	-	\$40,000
	-	\$340,000	-	-	-	-	-	\$340,000
[506]: King Street Neighborhood Greenway - Phase III (Street paving)								
<i>Engineering; Sanitary Sewer Utility; Stormwater Utility; Streets</i>								
Operating - Sanitary Sewer Utility Funds	-	\$130,000	-	-	-	-	-	\$130,000
Operating - Storm Water Utility Funds	-	\$18,000	-	-	-	-	-	\$18,000
Other - Special Assessments	-	\$668,000	-	-	-	-	-	\$668,000
	-	\$816,000	-	-	-	-	-	\$816,000
[512]: Reconstruct IGA Court from St James St North to Dead End								
<i>Engineering</i>								
Other - Existing Bond Funds	-	\$58,000	-	-	-	-	-	\$58,000
Other - Special Assessments	-	\$17,000	-	-	-	-	-	\$17,000
	-	\$75,000	-	-	-	-	-	\$75,000
[513]: Moorings Drive - Replace approx. 450 ft of Curb & Gutter								
<i>Engineering</i>								
Borrowing - General Obligation Bonds/Notes	-	\$28,000	-	-	-	-	-	\$28,000
Operating - Storm Water Utility Funds	-	\$7,000	-	-	-	-	-	\$7,000
	-	\$35,000	-	-	-	-	-	\$35,000
[514]: Moorings Drive - Rip Rap along bank on Drive								
<i>Engineering</i>								
Borrowing - General Obligation Bonds/Notes	-	\$65,000	-	-	-	-	-	\$65,000
	-	\$65,000	-	-	-	-	-	\$65,000
[526]: Wayfinding Signs								
<i>Engineering</i>								
Special - Budget Carryover Funds	-	\$30,000	-	-	-	-	-	\$30,000
	-	\$30,000	-	-	-	-	-	\$30,000

Requests

Funding Source	Past	2020	2021	2022	2023	2024	2025	Total
[536]: Operating Budget Street Projects								
<i>Streets</i>								
MINOR PROJECTS								
2020 10th St S - King St to Cass St								\$17,441
2020 14th St N - Vine St to Main St								\$23,265
2020 25th St. S. - Hewitt St to Highland St								\$32,398
2020 7th St S - Cook St to Culvert								\$36,190
2020 8th St S - Main St to Cass St								\$28,545
2020 Cunningham St - Wood St to Prospect St								\$22,581
2020 Fishermans Rd 1 - Park gate to Fanta Reed Rd								\$44,220
2020 Grandad Terrace - Johnson St to Adams St								\$11,839
2020 Harvey St - St. Andrew St to Island St								\$12,301
2020 Hayes St - Loomis St to Onalaska Ave								\$18,134
2020 Hood St - Miller St to Norplex Dr								\$22,385
2020 North St. - Onalaska Ave to Dead End E								\$14,900
2020 Nottingham Ave - Robinhood Dr to Dead End S								\$36,094
2020 Old Town Hall Rd. - Laurel St to Rio Grande Blvd								\$20,790
2020 Veterans Mem Dr (East) - State St to West Loop								\$30,319
2021 15Th St S - Horton St. to South Ave.								\$28,875
2021 22nd St. N. - Pine St to State St.								\$27,432
2021 33rd St. S - Birch St. to Broadview Pl								\$52,842
2021 Bundy St. - Steele St. to Miller St.								\$11,146
2021 Cass St. - BNR Main Line to 29th St.								\$21,714
2021 Commerce St. - Palace St. to Cunningham								\$24,429
2021 Hauser St. - Larson St. to Dead End East								\$85,182
2021 Palace St - Commerce St to Oak St								\$20,213
2021 Steele St. - Bundy St. to Cook St.								\$21,368
Operating - Streets Operating Budget	-	\$217,000	\$294,000	-	-	-	-	\$511,000
Special - Budget Carryover Funds	-	\$155,000	-	-	-	-	-	\$155,000
	-	\$372,000	\$294,000	-	-	-	-	\$666,000
[40]: 7th Street - La Crosse St. to Dead End North								
<i>Engineering; Stormwater Utility; Streets; TIF #11 - Gateway Redevelopment</i>								
Operating - Storm Water Utility Funds	-	-	\$16,000	-	-	-	-	\$16,000
Other - TIF Increment - 11	-	-	\$278,000	-	-	-	-	\$278,000
	-	-	\$294,000	-	-	-	-	\$294,000
[46]: 20th Street South - Park Ave. to Denton St.								
<i>Streets</i>								
Borrowing - General Obligation Bonds/Notes	-	-	\$120,000	-	-	-	-	\$120,000
	-	-	\$120,000	-	-	-	-	\$120,000
[49]: 28th Street South - Main St. to Cass St.								
<i>Streets</i>								
Borrowing - General Obligation Bonds/Notes	-	-	\$394,000	-	-	-	-	\$394,000
	-	-	\$394,000	-	-	-	-	\$394,000
[50]: 29th Street South - State Rd. to West Fairchild St.								
<i>Streets; TIF #15 - Chart</i>								
Other - TIF Increment - 15	-	-	\$468,000	-	-	-	-	\$468,000
	-	-	\$468,000	-	-	-	-	\$468,000
[51]: Airport Rd. - Lakeshore Dr. to Terminal Entrance								
<i>Streets</i>								
Borrowing - General Obligation Bonds/Notes	-	-	\$1,688,000	-	-	-	-	\$1,688,000
	-	-	\$1,688,000	-	-	-	-	\$1,688,000
[53]: Cliffwood Lane - 28th St. to Seiler Ln.								
<i>Streets</i>								
Borrowing - General Obligation Bonds/Notes	-	-	\$842,000	-	-	-	-	\$842,000
	-	-	\$842,000	-	-	-	-	\$842,000
[54]: Commerce Street - Cunningham St. to Enterprise Ave.								
<i>Streets; TIF #13 - Kwik Trip</i>								
Other - TIF Increment - 13	-	-	\$739,000	-	-	-	-	\$739,000
	-	-	\$739,000	-	-	-	-	\$739,000
[56]: Front St Realignment & La Crosse St Extension								
<i>Engineering; Stormwater Utility; Streets; TIF #11 - Gateway Redevelopment</i>								
Operating - Sanitary Sewer Utility Funds	-	-	\$145,000	-	-	-	-	\$145,000
Operating - Storm Water Utility Funds	-	-	\$135,500	-	-	-	-	\$135,500
Operating - Water Utility Funds	-	-	\$112,000	-	-	-	-	\$112,000
Other - TIF Increment - 11	-	-	\$1,000,000	\$4,200,000	-	-	-	\$5,200,000
	-	-	\$1,392,500	\$4,200,000	-	-	-	\$5,592,500

Requests

Funding Source	Past	2020	2021	2022	2023	2024	2025	Total
[58]: George Street - Wittenberg Pl. to Onalaska Ave.								
<i>Sanitary Sewer Utility; Stormwater Utility; Streets</i>								
Borrowing - General Obligation Bonds/Notes	-	-	\$231,000	-	-	-	-	\$231,000
Operating - Sanitary Sewer Utility Funds	-	-	\$85,000	-	-	-	-	\$85,000
Operating - Storm Water Utility Funds	-	-	\$50,000	-	-	-	-	\$50,000
	-	-	\$366,000	-	-	-	-	\$366,000
[64]: Lauderdale Place - George St. to Lauderdale Ct.								
<i>Streets</i>								
Borrowing - General Obligation Bonds/Notes	-	-	\$753,000	-	-	-	-	\$753,000
	-	-	\$753,000	-	-	-	-	\$753,000
[106]: Gillette St - Caledonia St to George St (STP-Urban)								
<i>Engineering</i>								
Borrowing - General Obligation Bonds/Notes	-	-	\$665,000	-	-	-	-	\$665,000
Grants - Federal	-	-	\$728,000	-	-	-	-	\$728,000
Operating - Sanitary Sewer Utility Funds	-	-	\$50,000	-	-	-	-	\$50,000
	-	-	\$1,443,000	-	-	-	-	\$1,443,000
[131]: Main Street - West Ave. to 17th St.								
<i>Streets</i>								
Borrowing - General Obligation Bonds/Notes	-	-	\$1,084,000	-	-	-	-	\$1,084,000
	-	-	\$1,084,000	-	-	-	-	\$1,084,000
[135]: Saint Cloud Street - Rose St. to Copeland Ave.								
<i>Streets; Water Utility</i>								
Operating - Water Utility Funds	-	-	\$40,000	-	-	-	-	\$40,000
Other - Existing Bond Funds	-	-	\$143,000	-	-	-	-	\$143,000
	-	-	\$183,000	-	-	-	-	\$183,000
[137]: Vine Street - Front St. to 2nd St.								
<i>Engineering; Streets; TIF #11 - Gateway Redevelopment</i>								
Other - TIF Increment - 11	-	-	\$141,000	-	-	-	-	\$141,000
	-	-	\$141,000	-	-	-	-	\$141,000
[159]: 16th Street North - Vine St. to Main St.								
<i>Stormwater Utility; Streets</i>								
Borrowing - General Obligation Bonds/Notes	-	-	\$481,000	-	-	-	-	\$481,000
	-	-	\$481,000	-	-	-	-	\$481,000
[160]: 17th Place South - Main St. to Cass St.								
<i>Streets; Water Utility</i>								
Borrowing - General Obligation Bonds/Notes	-	-	\$399,000	-	-	-	-	\$399,000
Operating - Water Utility Funds	-	-	\$126,000	-	-	-	-	\$126,000
	-	-	\$525,000	-	-	-	-	\$525,000
[163]: 20th Street South - Main St. to Cass St.								
<i>Streets</i>								
Borrowing - General Obligation Bonds/Notes	-	-	\$398,000	-	-	-	-	\$398,000
	-	-	\$398,000	-	-	-	-	\$398,000
[169]: 21st Street North - Campbell Rd. to State St.								
<i>Stormwater Utility; Streets</i>								
Borrowing - General Obligation Bonds/Notes	-	-	\$303,000	-	-	-	-	\$303,000
Operating - Sanitary Sewer Utility Funds	-	-	\$130,000	-	-	-	-	\$130,000
	-	-	\$433,000	-	-	-	-	\$433,000
[170]: 21st Street South - Market St. to Winnebago St.								
<i>Streets</i>								
Borrowing - General Obligation Bonds/Notes	-	-	\$132,000	-	-	-	-	\$132,000
	-	-	\$132,000	-	-	-	-	\$132,000
[173]: Causeway Boulevard - Dead End West to Copeland Ave.								
<i>Planning and Development; Stormwater Utility; Streets; TIF #12 - Three Rivers Plaza</i>								
Other - TIF Increment - 12	-	-	\$1,813,000	-	-	-	-	\$1,813,000
	-	-	\$1,813,000	-	-	-	-	\$1,813,000
[176]: George Street - Interchange Place to Stoddard St.								
<i>Stormwater Utility; Streets</i>								
Operating - Storm Water Utility Funds	-	-	\$317,000	-	-	-	-	\$317,000
	-	-	\$317,000	-	-	-	-	\$317,000
[177]: Hayes Street - Kane St. to Liberty St.								
<i>Stormwater Utility; Streets</i>								
Borrowing - General Obligation Bonds/Notes	-	-	\$351,000	-	-	-	-	\$351,000
	-	-	\$351,000	-	-	-	-	\$351,000

Requests

Funding Source	Past	2020	2021	2022	2023	2024	2025	Total
[182]: Monitor Street - Rose St. to Lang Dr.								
<i>Stormwater Utility; Streets; Water Utility; TIF #16 - LIPCO/Trane Plant 6</i>								
Borrowing - General Obligation Bonds/Notes	-	-	\$360,000	-	-	-	-	\$360,000
Operating - Water Utility Funds	-	-	\$240,000	-	-	-	-	\$240,000
Other - TIF Increment - 16	-	-	\$1,230,000	-	-	-	-	\$1,230,000
	-	-	\$1,830,000	-	-	-	-	\$1,830,000
[183]: Moore Street - Prospect St. to Dead End East								
<i>Stormwater Utility; Streets; TIF #13 - Kwik Trip</i>								
Borrowing - General Obligation Bonds/Notes	-	-	\$95,000	-	-	-	-	\$95,000
Other - TIF Increment - 13	-	-	\$209,000	-	-	-	-	\$209,000
	-	-	\$304,000	-	-	-	-	\$304,000
[209]: Onalaska Avenue - Moore St. to Gohres St.								
<i>Stormwater Utility; Streets; TIF #13 - Kwik Trip</i>								
Borrowing - General Obligation Bonds/Notes	-	-	\$230,000	-	-	-	-	\$230,000
Other - TIF Increment - 13	-	-	\$470,000	-	-	-	-	\$470,000
	-	-	\$700,000	-	-	-	-	\$700,000
[210]: Onalaska Avenue - George St. to Stoddard St.								
<i>Sanitary Sewer Utility; Stormwater Utility; Streets</i>								
Operating - Sanitary Sewer Utility Funds	-	-	\$100,000	-	-	-	-	\$100,000
Operating - Storm Water Utility Funds	-	-	\$481,000	-	-	-	-	\$481,000
	-	-	\$581,000	-	-	-	-	\$581,000
[212]: State Street - 16th St. to 17th St.								
<i>Stormwater Utility; Streets</i>								
Borrowing - General Obligation Bonds/Notes	-	-	\$300,000	-	-	-	-	\$300,000
	-	-	\$300,000	-	-	-	-	\$300,000
[215]: Kraft Street - Causeway Blvd. to Dead End North								
<i>Streets; TIF #12 - Three Rivers Plaza</i>								
Other - TIF Increment - 12	-	-	\$160,000	-	-	-	-	\$160,000
	-	-	\$160,000	-	-	-	-	\$160,000
[217]: State Street - 19th St. to 22nd St.								
<i>Streets; Water Utility</i>								
Operating - Water Utility Funds	-	-	\$586,000	-	-	-	-	\$586,000
	-	-	\$586,000	-	-	-	-	\$586,000
[267]: Traffic Signals - Losey Blvd & State Rd								
<i>Engineering</i>								
Borrowing - General Obligation Bonds/Notes	-	-	\$400,000	-	-	-	-	\$400,000
	-	-	\$400,000	-	-	-	-	\$400,000
[415]: Division Street - West Ave. to 11th St.								
<i>Streets; TIF #11 - Gateway Redevelopment</i>								
Other - TIF Increment - 11	-	-	\$168,000	-	-	-	-	\$168,000
	-	-	\$168,000	-	-	-	-	\$168,000
[527]: New Sidewalks along Green Bay St from 15th St to 16th St								
<i>Engineering</i>								
Borrowing - General Obligation Bonds/Notes	-	-	\$85,000	-	-	-	-	\$85,000
	-	-	\$85,000	-	-	-	-	\$85,000
[47]: 22nd Street South - Hyde Ave. to Weston St.								
<i>Streets</i>								
Borrowing - General Obligation Bonds/Notes	-	-	-	\$382,000	-	-	-	\$382,000
	-	-	-	\$382,000	-	-	-	\$382,000
[57]: Garner Place - Zion Rd to Dead End South								
<i>Streets</i>								
Borrowing - General Obligation Bonds/Notes	-	-	-	\$202,000	-	-	-	\$202,000
	-	-	-	\$202,000	-	-	-	\$202,000
[116]: La Crosse St - From West Ave. through Losey Blvd. Intersection								
<i>Engineering; Sanitary Sewer Utility; Stormwater Utility; Streets; Water Utility</i>								
Borrowing - General Obligation Bonds/Notes	-	-	-	\$1,703,000	-	-	-	\$1,703,000
Grants - Federal	-	-	-	\$2,452,800	-	-	-	\$2,452,800
Operating - Sanitary Sewer Utility Funds	-	-	-	\$352,000	-	-	-	\$352,000
Operating - Water Utility Funds	-	-	-	\$395,000	-	-	-	\$395,000
	-	-	-	\$4,902,800	-	-	-	\$4,902,800
[134]: Saint James Street - Copeland Ave. to Caledonia St.								
<i>Streets; TIF #16 - LIPCO/Trane Plant 6</i>								
Other - TIF Increment - 16	-	-	-	\$385,000	-	-	-	\$385,000
	-	-	-	\$385,000	-	-	-	\$385,000

Requests

Funding Source	Past	2020	2021	2022	2023	2024	2025	Total
[138]: Zion Road - Garner Pl. to Dead End North								
<i>Streets</i>								
Borrowing - General Obligation Bonds/Notes	-	-	-	\$171,000	-	-	-	\$171,000
	-	-	-	\$171,000	-	-	-	\$171,000
[162]: 17th Street South - Chase St. to South Ave.								
<i>Streets</i>								
Borrowing - General Obligation Bonds/Notes	-	-	-	\$354,000	-	-	-	\$354,000
	-	-	-	\$354,000	-	-	-	\$354,000
[171]: Buchner Place - Copeland Ave. to Dead End West								
<i>Stormwater Utility; Streets; TIF #12 - Three Rivers Plaza</i>								
Borrowing - General Obligation Bonds/Notes	-	-	-	\$260,000	-	-	-	\$260,000
Other - TIF Increment - 12	-	-	-	\$875,000	-	-	-	\$875,000
	-	-	-	\$1,135,000	-	-	-	\$1,135,000
[174]: Charles Street - Island St. to Hagar St.								
<i>Stormwater Utility; Streets; TIF #16 - LIPCO/Trane Plant 6</i>								
Operating - Storm Water Utility Funds	-	-	-	\$140,000	-	-	-	\$140,000
Other - TIF Increment - 16	-	-	-	\$293,000	-	-	-	\$293,000
	-	-	-	\$433,000	-	-	-	\$433,000
[178]: Liberty Street - Hayes St. to Moore St.								
<i>Stormwater Utility; Streets</i>								
Borrowing - General Obligation Bonds/Notes	-	-	-	\$175,000	-	-	-	\$175,000
Operating - Storm Water Utility Funds	-	-	-	\$95,000	-	-	-	\$95,000
	-	-	-	\$270,000	-	-	-	\$270,000
[181]: Milwaukee Street - Buchner Pl. to Causeway Blvd.								
<i>Stormwater Utility; Streets; TIF #12 - Three Rivers Plaza</i>								
Operating - Storm Water Utility Funds	-	-	-	\$150,000	-	-	-	\$150,000
Other - TIF Increment - 12	-	-	-	\$410,000	-	-	-	\$410,000
	-	-	-	\$560,000	-	-	-	\$560,000
[211]: South Avenue - Green Bay St to Ward Ave								
<i>Engineering; Water Utility</i>								
Borrowing - General Obligation Bonds/Notes	-	-	-	\$3,644,000	-	-	-	\$3,644,000
Grants - State	-	-	-	\$7,521,200	-	-	-	\$7,521,200
	-	-	-	\$11,165,200	-	-	-	\$11,165,200
[220]: 20th Street South - Hyde Ave. to Weston St.								
<i>Stormwater Utility; Streets</i>								
Borrowing - General Obligation Bonds/Notes	-	-	-	\$548,000	-	-	-	\$548,000
	-	-	-	\$548,000	-	-	-	\$548,000
[222]: 21st Place S - Townsend St. to Bennett St.								
<i>Stormwater Utility; Streets</i>								
Borrowing - General Obligation Bonds/Notes	-	-	-	\$232,000	-	-	-	\$232,000
	-	-	-	\$232,000	-	-	-	\$232,000
[223]: East Avenue - Weston St. to Horton St.								
<i>Stormwater Utility; Streets</i>								
Borrowing - General Obligation Bonds/Notes	-	-	-	\$185,000	-	-	-	\$185,000
	-	-	-	\$185,000	-	-	-	\$185,000
[228]: Travis Street - East Ave. to 20th St. S								
<i>Stormwater Utility; Streets</i>								
Borrowing - General Obligation Bonds/Notes	-	-	-	\$357,000	-	-	-	\$357,000
	-	-	-	\$357,000	-	-	-	\$357,000
[229]: Weston Street - East Ave. to 21st Pl. S								
<i>Stormwater Utility; Streets</i>								
Borrowing - General Obligation Bonds/Notes	-	-	-	\$953,000	-	-	-	\$953,000
	-	-	-	\$953,000	-	-	-	\$953,000
[284]: Green Bay St - from East Ave to 22nd St (STP-Urban)								
<i>Engineering; Stormwater Utility; Water Utility</i>								
Borrowing - General Obligation Bonds/Notes	-	-	-	\$780,000	-	-	-	\$780,000
Grants - Federal	-	-	-	\$238,000	-	-	-	\$238,000
	-	-	-	\$1,018,000	-	-	-	\$1,018,000
[285]: Green Bay St - from 22nd St to Losey Blvd								
<i>Engineering; Stormwater Utility; Water Utility</i>								
Borrowing - General Obligation Bonds/Notes	-	-	-	\$516,000	-	-	-	\$516,000
Operating - Water Utility Funds	-	-	-	\$130,000	-	-	-	\$130,000
	-	-	-	\$646,000	-	-	-	\$646,000

Requests

Funding Source	Past	2020	2021	2022	2023	2024	2025	Total
[417]: 2nd Street South - King St. to Cass St.								
<i>Streets; TIF #11 - Gateway Redevelopment</i>								
Other - TIF Increment - 11	-	-	-	\$242,000	-	-	-	\$242,000
	-	-	-	\$242,000	-	-	-	\$242,000
[418]: 2nd Street South - Cameron Ave. to Market St.								
<i>Streets; TIF #11 - Gateway Redevelopment</i>								
Other - TIF Increment - 11	-	-	-	\$586,000	-	-	-	\$586,000
	-	-	-	\$586,000	-	-	-	\$586,000
[419]: Copeland Park Drive - Saint Cloud St. to Dead End North								
<i>Streets; TIF #16 - LIPCO/Trane Plant 6</i>								
Other - TIF Increment - 16	-	-	-	\$709,000	-	-	-	\$709,000
	-	-	-	\$709,000	-	-	-	\$709,000
[420]: Hagar Street - Copeland Ave. to Termini West								
<i>Streets; TIF #16 - LIPCO/Trane Plant 6</i>								
Other - TIF Increment - 16	-	-	-	\$249,000	-	-	-	\$249,000
	-	-	-	\$249,000	-	-	-	\$249,000
[421]: Livingston Street - Liberty St. to George St.								
<i>Streets</i>								
Borrowing - General Obligation Bonds/Notes	-	-	-	\$578,000	-	-	-	\$578,000
	-	-	-	\$578,000	-	-	-	\$578,000
[422]: Monitor Street - Copeland Ave. to Milwaukee St.								
<i>Streets; Water Utility; TIF #12 - Three Rivers Plaza</i>								
Operating - Water Utility Funds	-	-	-	\$90,000	-	-	-	\$90,000
Other - TIF Increment - 12	-	-	-	\$274,000	-	-	-	\$274,000
	-	-	-	\$364,000	-	-	-	\$364,000
[423]: Saint Andrew Street - Wood St. to Dead End East								
<i>Streets; TIF #16 - LIPCO/Trane Plant 6</i>								
Other - TIF Increment - 16	-	-	-	\$633,000	-	-	-	\$633,000
	-	-	-	\$633,000	-	-	-	\$633,000
[424]: Sunset Drive - Green Bay St. to State Rd.								
<i>Streets</i>								
Borrowing - General Obligation Bonds/Notes	-	-	-	\$352,000	-	-	-	\$352,000
	-	-	-	\$352,000	-	-	-	\$352,000
[469]: Green Bay St - from Losey Blvd to Deadend East								
<i>Engineering; Stormwater Utility</i>								
Borrowing - General Obligation Bonds/Notes	-	-	-	\$599,000	-	-	-	\$599,000
Operating - Storm Water Utility Funds	-	-	-	\$26,000	-	-	-	\$26,000
	-	-	-	\$625,000	-	-	-	\$625,000
[111]: Green Bay St - from 9th St to 14th St								
<i>Engineering; TIF #14 - Gundersen Lutheran</i>								
Other - TIF Increment - 14	-	-	-	-	\$1,593,000	-	-	\$1,593,000
	-	-	-	-	\$1,593,000	-	-	\$1,593,000
[113]: Green Bay St - from 14th St to East Ave								
<i>Engineering; Water Utility; TIF #14 - Gundersen Lutheran</i>								
Operating - Water Utility Funds	-	-	-	-	\$120,000	-	-	\$120,000
Other - TIF Increment - 14	-	-	-	-	\$872,000	-	-	\$872,000
	-	-	-	-	\$992,000	-	-	\$992,000
[179]: Lincoln Avenue - 29th St. to 32nd St.								
<i>Streets; TIF #15 - Chart</i>								
Other - TIF Increment - 15	-	-	-	-	\$335,000	-	-	\$335,000
	-	-	-	-	\$335,000	-	-	\$335,000
[213]: Birch Street - 29th St. to Dead End East								
<i>Streets</i>								
Borrowing - General Obligation Bonds/Notes	-	-	-	-	\$225,000	-	-	\$225,000
	-	-	-	-	\$225,000	-	-	\$225,000
[214]: Copeland Park Drive - Gold St. to Clinton St.								
<i>Streets; TIF #16 - LIPCO/Trane Plant 6</i>								
Other - TIF Increment - 16	-	-	-	-	\$120,000	-	-	\$120,000
	-	-	-	-	\$120,000	-	-	\$120,000
[218]: Sumner Street - Hagar St. to Dead End South								
<i>Streets; TIF #16 - LIPCO/Trane Plant 6</i>								
Other - TIF Increment - 16	-	-	-	-	\$550,000	-	-	\$550,000
	-	-	-	-	\$550,000	-	-	\$550,000

Requests

Funding Source	Past	2020	2021	2022	2023	2024	2025	Total
[224]: Johnson Street - 5th Ave. to 7th St.								
<i>Streets; TIF #11 - Gateway Redevelopment</i>								
Other - TIF Increment - 11	-	-	-	-	\$272,000	-	-	\$272,000
	-	-	-	-	\$272,000	-	-	\$272,000
[232]: 20th Street South - Mormon Coulee Rd. to Dead End South								
<i>Streets</i>								
Borrowing - General Obligation Bonds/Notes	-	-	-	-	\$227,000	-	-	\$227,000
	-	-	-	-	\$227,000	-	-	\$227,000
[233]: Cook Street - 7th St. S to Steele St.								
<i>Stormwater Utility; Streets; TIF #14 - Gundersen Lutheran</i>								
Operating - Storm Water Utility Funds	-	-	-	-	\$120,000	-	-	\$120,000
Other - TIF Increment - 14	-	-	-	-	\$109,000	-	-	\$109,000
	-	-	-	-	\$229,000	-	-	\$229,000
[425]: 7th Street South - Ferry St. to Market St.								
<i>Streets; TIF #11 - Gateway Redevelopment</i>								
Other - TIF Increment - 11	-	-	-	-	\$204,000	-	-	\$204,000
	-	-	-	-	\$204,000	-	-	\$204,000
[426]: 13th Place - Travis St. to Barlow St.								
<i>Streets</i>								
Borrowing - General Obligation Bonds/Notes	-	-	-	-	\$120,000	-	-	\$120,000
	-	-	-	-	\$120,000	-	-	\$120,000
[427]: 13th Place - Horton St. to South Ave.								
<i>Streets</i>								
Borrowing - General Obligation Bonds/Notes	-	-	-	-	\$118,000	-	-	\$118,000
	-	-	-	-	\$118,000	-	-	\$118,000
[428]: 21st Street South - Jackson St. to Johnson St.								
<i>Streets</i>								
Borrowing - General Obligation Bonds/Notes	-	-	-	-	\$133,000	-	-	\$133,000
	-	-	-	-	\$133,000	-	-	\$133,000
[429]: 23rd Street South - Hyde Ave. to Barlow St.								
<i>Streets</i>								
Borrowing - General Obligation Bonds/Notes	-	-	-	-	\$244,000	-	-	\$244,000
	-	-	-	-	\$244,000	-	-	\$244,000
[430]: 28th Street South - Lincoln Ave. to Ward Ave.								
<i>Streets; TIF #15 - Chart</i>								
Other - TIF Increment - 15	-	-	-	-	\$130,000	-	-	\$130,000
	-	-	-	-	\$130,000	-	-	\$130,000
[431]: 31st Street South - State Rd. to East Fairchild St.								
<i>Streets</i>								
Borrowing - General Obligation Bonds/Notes	-	-	-	-	\$563,000	-	-	\$563,000
	-	-	-	-	\$563,000	-	-	\$563,000
[432]: Elm Drive - Easter Rd. to Valleyview Pl.								
<i>Streets</i>								
Borrowing - General Obligation Bonds/Notes	-	-	-	-	\$1,128,000	-	-	\$1,128,000
	-	-	-	-	\$1,128,000	-	-	\$1,128,000
[433]: Hagar Street - Liberty St. to Avon St.								
<i>Streets; TIF #16 - LIPCO/Trane Plant 6</i>								
Other - TIF Increment - 16	-	-	-	-	\$143,000	-	-	\$143,000
	-	-	-	-	\$143,000	-	-	\$143,000
[434]: Hass Street - 26th St. to 27th St.								
<i>Streets</i>								
Borrowing - General Obligation Bonds/Notes	-	-	-	-	\$120,000	-	-	\$120,000
	-	-	-	-	\$120,000	-	-	\$120,000
[470]: Green Bay St - from South Ave to 9th St								
<i>Stormwater Utility; Streets; TIF #14 - Gundersen Lutheran</i>								
Operating - Storm Water Utility Funds	-	-	-	-	\$75,000	-	-	\$75,000
Other - TIF Increment - 14	-	-	-	-	\$50,000	-	-	\$50,000
	-	-	-	-	\$125,000	-	-	\$125,000
[216]: Mormon Coulee Rd - from Victory St to North Marion Rd								
<i>Engineering</i>								
Grants - Federal	-	-	-	-	-	\$3,979,000	-	\$3,979,000
Operating - Sanitary Sewer Utility Funds	-	-	-	-	-	-	\$275,000	\$275,000
Operating - Storm Water Utility Funds	-	-	-	-	-	-	\$1,500,000	\$1,500,000
Operating - Water Utility Funds	-	-	-	-	-	-	\$215,000	\$215,000
	-	-	-	-	-	\$3,979,000	\$1,990,000	\$5,969,000

Requests

Funding Source	Past	2020	2021	2022	2023	2024	2025	Total
[230]: 7th Street South - Wollen Pl. to Cook St.								
<i>Stormwater Utility; Streets; TIF #14 - Gundersen Lutheran</i>								
Operating - Storm Water Utility Funds	-	-	-	-	-	\$150,000	-	\$150,000
Other - TIF Increment - 14	-	-	-	-	-	\$147,000	-	\$147,000
	-	-	-	-	-	\$297,000	-	\$297,000
[234]: Sims Place - South Ave. to Gundersen/Lutheran								
<i>Stormwater Utility; Streets; TIF #14 - Gundersen Lutheran</i>								
Operating - Storm Water Utility Funds	-	-	-	-	-	\$575,000	-	\$575,000
Other - TIF Increment - 14	-	-	-	-	-	\$380,000	-	\$380,000
	-	-	-	-	-	\$955,000	-	\$955,000
[435]: 15th Street - Cass St. to Ferry St.								
<i>Stormwater Utility; Streets</i>								
Borrowing - General Obligation Bonds/Notes	-	-	-	-	-	\$399,000	-	\$399,000
Operating - Storm Water Utility Funds	-	-	-	-	-	\$250,000	-	\$250,000
	-	-	-	-	-	\$649,000	-	\$649,000
[436]: Ferry Street - 11th St. to 15th St.								
<i>Stormwater Utility; Streets; TIF #11 - Gateway Redevelopment</i>								
Operating - Storm Water Utility Funds	-	-	-	-	-	\$400,000	-	\$400,000
Other - TIF Increment - 11	-	-	-	-	-	\$634,000	-	\$634,000
	-	-	-	-	-	\$1,034,000	-	\$1,034,000

Transportation & Utilities Streetscaping & Lighting

2020 Funding Request	2020 New Borrowing	Total Funding
\$1,000,000	\$850,000	\$2,735,000

Totals by Funding Source

Funding Source	2020	2021	2022	2023	2024	2025	Total
Borrowing	\$850,000	\$225,000	\$65,000	-	-	-	\$1,140,000
General Obligation Bonds/Notes	\$850,000	\$225,000	\$65,000	-	-	-	\$1,140,000
Taxation	\$150,000	\$845,000	\$500,000	-	-	-	\$1,495,000
TIF Increment	\$150,000	\$845,000	\$500,000	-	-	-	\$1,495,000
11 - Gateway Redevelopment	\$150,000	\$845,000	-	-	-	-	\$995,000
13 - Kwik Trip	-	-	\$500,000	-	-	-	\$500,000
	\$1,000,000	\$1,070,000	\$565,000	-	-	-	\$2,635,000

Requests

Funding Source	Past	2020	2021	2022	2023	2024	2025	Total
[130]: Hwy 53 Corridor Streetscaping/Aesthetic Improvements								
<i>Planning and Development</i>								
Borrowing - General Obligation Bonds/Notes	-	\$100,000	-	-	-	-	-	\$100,000
Other - Existing Bond Funds	\$100,000	-	-	-	-	-	-	\$100,000
	\$100,000	\$100,000	-	-	-	-	-	\$200,000
[499]: Installation of pedestrian lighting in the 10th and Cass Historic District.								
<i>Planning and Development; TIF #11 - Gateway Redevelopment</i>								
Other - TIF Increment - 11	-	\$150,000	-	-	-	-	-	\$150,000
	-	\$150,000	-	-	-	-	-	\$150,000
[501]: Pedestrian Lighting, George St - from Clinton St to Cunningham St								
<i>Engineering</i>								
Borrowing - General Obligation Bonds/Notes	-	\$750,000	-	-	-	-	-	\$750,000
	-	\$750,000	-	-	-	-	-	\$750,000
[95]: Logan Northside - Palace Street Lighting								
<i>Planning and Development</i>								
Borrowing - General Obligation Bonds/Notes	-	-	\$225,000	-	-	-	-	\$225,000
	-	-	\$225,000	-	-	-	-	\$225,000
[259]: Pedestrian Lighting, 7th St N - from La Crosse St to North Terminus								
<i>Engineering; TIF #11 - Gateway Redevelopment</i>								
Other - TIF Increment - 11	-	-	\$75,000	-	-	-	-	\$75,000
	-	-	\$75,000	-	-	-	-	\$75,000
[271]: 8th St Pedestrian Lighting								
<i>Planning and Development; TIF #11 - Gateway Redevelopment</i>								
Other - TIF Increment - 11	-	-	\$770,000	-	-	-	-	\$770,000
	-	-	\$770,000	-	-	-	-	\$770,000
[461]: Security Cameras - Logan Northside								
<i>Planning and Development</i>								
Borrowing - General Obligation Bonds/Notes	-	-	-	\$65,000	-	-	-	\$65,000
	-	-	-	\$65,000	-	-	-	\$65,000
[473]: Logan Northside Street Lighting								
<i>Planning and Development; TIF #13 - Kwik Trip</i>								
Other - TIF Increment - 13	-	-	-	\$500,000	-	-	-	\$500,000
	-	-	-	\$500,000	-	-	-	\$500,000

Transportation & Utilities

Utilities

2020 Funding Request	2020 New Borrowing	Total Funding
\$8,259,000	\$525,000	\$61,671,000

Totals by Funding Source

Funding Source	2020	2021	2022	2023	2024	2025	Total
Borrowing	\$525,000	-	-	-	-	-	\$525,000
Revenue Bonds/Notes	\$525,000	-	-	-	-	-	\$525,000
Grants & Other Intergovernmental	\$2,160,000	\$50,000,000	-	-	-	-	\$52,160,000
Federal	\$2,160,000	-	-	-	-	-	\$2,160,000
State	-	\$50,000,000	-	-	-	-	\$50,000,000
Operating Funds	\$5,574,000	\$1,918,000	\$944,000	\$50,000	\$400,000	\$50,000	\$8,936,000
Enterprise/Utility Funds	\$5,574,000	\$1,918,000	\$944,000	\$50,000	\$400,000	\$50,000	\$8,936,000
Sanitary Sewer Equipment Replacement Funds	\$488,500	-	-	-	-	-	\$488,500
Sanitary Sewer Utility Funds	\$2,202,000	\$1,000,000	\$350,000	-	\$350,000	-	\$3,902,000
Storm Water Utility Funds	\$2,583,500	\$68,000	\$50,000	\$50,000	\$50,000	\$50,000	\$2,851,500
Water Utility Funds	\$300,000	\$850,000	\$544,000	-	-	-	\$1,694,000
	\$8,259,000	\$51,918,000	\$944,000	\$50,000	\$400,000	\$50,000	\$61,621,000

Requests

Funding Source	Past	2020	2021	2022	2023	2024	2025	Total
----------------	------	------	------	------	------	------	------	-------

[184]: Street Best Management Practice (BMP)

Engineering; Stormwater Utility

Operating - Storm Water Utility Funds	\$50,000	\$50,000	\$50,000	\$50,000	\$50,000	\$50,000	\$50,000	\$350,000
	\$50,000	\$50,000	\$50,000	\$50,000	\$50,000	\$50,000	\$50,000	\$350,000

[185]: State Road From Adams to Losey Blvd-Utility Replacement

Engineering; Sanitary Sewer Utility; Stormwater Utility; Water Utility

Borrowing - Revenue Bonds/Notes	-	\$525,000	-	-	-	-	-	\$525,000
Operating - Sanitary Sewer Utility Funds	-	\$160,000	-	-	-	-	-	\$160,000
Operating - Storm Water Utility Funds	-	\$30,000	-	-	-	-	-	\$30,000
	-	\$715,000	-	-	-	-	-	\$715,000

[219]: Plant 2 Roof Replacement

Sanitary Sewer Utility

Operating - Sanitary Sewer Utility Funds	-	\$65,000	-	-	-	-	-	\$65,000
	-	\$65,000	-	-	-	-	-	\$65,000

[227]: Sanitary Sewer Repair and Rehab Projects

Sanitary Sewer Utility

Operating - Sanitary Sewer Utility Funds	-	\$350,000	-	\$350,000	-	\$350,000	-	\$1,050,000
	-	\$350,000	-	\$350,000	-	\$350,000	-	\$1,050,000

[295]: Monitor Street Lift Station Replacement

Stormwater Utility

Grants - Federal	-	\$1,120,000	-	-	-	-	-	\$1,120,000
Operating - Storm Water Utility Funds	-	\$280,000	-	-	-	-	-	\$280,000
	-	\$1,400,000	-	-	-	-	-	\$1,400,000

[296]: Lang Drive Booster Lift Station

Stormwater Utility

Grants - Federal	-	\$1,040,000	-	-	-	-	-	\$1,040,000
Operating - Storm Water Utility Funds	-	\$260,000	-	-	-	-	-	\$260,000
	-	\$1,300,000	-	-	-	-	-	\$1,300,000

[405]: Pammel Creek Sanitary Lift Station Electrical Upgrade

Sanitary Sewer Utility

Operating - WWU Equip. Replacement Funds	-	\$488,500	-	-	-	-	-	\$488,500
	-	\$488,500	-	-	-	-	-	\$488,500

[445]: Storm lift station SCADA upgrades

Stormwater Utility

Operating - Storm Water Utility Funds	-	\$25,500	-	-	-	-	-	\$25,500
	-	\$25,500	-	-	-	-	-	\$25,500

[446]: Sanitary lift station SCADA upgrade

Sanitary Sewer Utility

Operating - Sanitary Sewer Utility Funds	-	\$185,000	-	-	-	-	-	\$185,000
	-	\$185,000	-	-	-	-	-	\$185,000

Requests

Funding Source	Past	2020	2021	2022	2023	2024	2025	Total
[475]: North Street Sanitary Sewer between Onalaska and Deadend East								
<i>Sanitary Sewer Utility</i>								
Operating - Sanitary Sewer Utility Funds	-	\$30,000	-	-	-	-	-	\$30,000
	-	\$30,000	-	-	-	-	-	\$30,000
[476]: 10th Street between King and Cass Storm Sewer Improvement								
<i>Stormwater Utility</i>								
Operating - Storm Water Utility Funds	-	\$45,000	-	-	-	-	-	\$45,000
	-	\$45,000	-	-	-	-	-	\$45,000
[486]: SCADA Fiber Conduits								
<i>Information Technology; Water Utility</i>								
Operating - Water Utility Funds	-	\$100,000	-	-	-	-	-	\$100,000
	-	\$100,000	-	-	-	-	-	\$100,000
[487]: Line 36" storm sewer (near Dairyland Power) from East Ave to outfall								
<i>Stormwater Utility</i>								
Operating - Storm Water Utility Funds	-	\$75,000	-	-	-	-	-	\$75,000
	-	\$75,000	-	-	-	-	-	\$75,000
[488]: Valley View Mall Storm Sewer Repairs								
<i>Stormwater Utility</i>								
Operating - Storm Water Utility Funds	-	\$800,000	-	-	-	-	-	\$800,000
	-	\$800,000	-	-	-	-	-	\$800,000
[491]: Water Service Replacement Contract								
<i>Water Utility</i>								
Operating - Water Utility Funds	-	\$40,000	-	-	-	-	-	\$40,000
	-	\$40,000	-	-	-	-	-	\$40,000
[492]: Well House Furnace Replacements								
<i>Water Utility</i>								
Operating - Water Utility Funds	-	\$40,000	-	\$44,000	-	-	-	\$84,000
	-	\$40,000	-	\$44,000	-	-	-	\$84,000
[494]: Replace A/C Units at Well Houses								
<i>Water Utility</i>								
Operating - Water Utility Funds	-	\$60,000	-	-	-	-	-	\$60,000
	-	\$60,000	-	-	-	-	-	\$60,000
[498]: Geotech study of hillside along Mormon Coulee Creek								
<i>Sanitary Sewer Utility</i>								
Operating - Sanitary Sewer Utility Funds	-	\$50,000	-	-	-	-	-	\$50,000
	-	\$50,000	-	-	-	-	-	\$50,000
[500]: Myrick Pump Station Improvements								
<i>Water Utility</i>								
Operating - Water Utility Funds	-	\$50,000	\$850,000	\$500,000	-	-	-	\$1,400,000
	-	\$50,000	\$850,000	\$500,000	-	-	-	\$1,400,000
[531]: Replace culvert under Kiowa PI								
<i>Engineering; Stormwater Utility</i>								
Operating - Sanitary Sewer Utility Funds	-	\$32,000	-	-	-	-	-	\$32,000
Operating - Storm Water Utility Funds	-	\$143,000	-	-	-	-	-	\$143,000
Operating - Water Utility Funds	-	\$10,000	-	-	-	-	-	\$10,000
	-	\$185,000	-	-	-	-	-	\$185,000
[532]: Sanitary Sewer Replacement on George St from Gillette to Cunningham St								
<i>Engineering; Sanitary Sewer Utility</i>								
Operating - Sanitary Sewer Utility Funds	-	\$1,270,000	-	-	-	-	-	\$1,270,000
	-	\$1,270,000	-	-	-	-	-	\$1,270,000
[533]: Storm Sewer Replacement - Palace Street from Rose St Alley to East of Loomis St								
<i>Engineering; Stormwater Utility</i>								
Operating - Storm Water Utility Funds	-	\$875,000	-	-	-	-	-	\$875,000
	-	\$875,000	-	-	-	-	-	\$875,000
[534]: Sanitary Sewer Repair at Intersection of Hagar St and Avon St and 50 feet to the South								
<i>Engineering; Sanitary Sewer Utility</i>								
Operating - Sanitary Sewer Utility Funds	-	\$60,000	-	-	-	-	-	\$60,000
	-	\$60,000	-	-	-	-	-	\$60,000
[468]: Lauderdale Place								
<i>Stormwater Utility</i>								
Operating - Storm Water Utility Funds	-	-	\$18,000	-	-	-	-	\$18,000
	-	-	\$18,000	-	-	-	-	\$18,000

Requests

Funding Source	Past	2020	2021	2022	2023	2024	2025	Total
[484]: Causeway Blvd Sanitary Lift Station Rehabilitation Project								
<i>Sanitary Sewer Utility</i>								
Operating - Sanitary Sewer Utility Funds	-	-	\$1,000,000	-	-	-	-	\$1,000,000
	-	-	\$1,000,000	-	-	-	-	\$1,000,000
[507]: WWTP Facility Upgrade								
<i>Sanitary Sewer Utility</i>								
Grants - State	-	-	\$50,000,000	-	-	-	-	\$50,000,000
	-	-	\$50,000,000	-	-	-	-	\$50,000,000

Transportation & Utilities

Airport

2020 Funding Request	2020 New Borrowing	Total Funding
\$3,089,000		\$22,124,000

Totals by Funding Source

Funding Source	2020	2021	2022	2023	2024	2025	Total
Grants & Other Intergovernmental	\$2,664,000	\$1,341,250	\$6,125,250	\$3,702,250	\$5,943,750	-	\$19,776,500
Federal	\$2,664,000	\$1,021,250	\$6,125,250	\$3,702,250	\$5,343,750	-	\$18,856,500
State	-	\$320,000	-	-	\$600,000	-	\$920,000
Operating Funds	\$425,000	\$333,750	\$494,750	\$402,750	\$481,250	\$50,000	\$2,187,500
Enterprise/Utility Funds	\$425,000	\$333,750	\$494,750	\$402,750	\$481,250	\$50,000	\$2,187,500
Airport Operating Funds	\$225,000	\$110,000	\$185,000	\$250,000	\$50,000	\$50,000	\$870,000
Car Rental Facility Charges	\$200,000	-	-	-	-	-	\$200,000
Passenger Facility Charges	-	\$223,750	\$309,750	\$152,750	\$431,250	-	\$1,117,500
	\$3,089,000	\$1,675,000	\$6,620,000	\$4,105,000	\$6,425,000	\$50,000	\$21,964,000

Requests

Funding Source	Past	2020	2021	2022	2023	2024	2025	Total
[74]: Construct Solar Array Canopy System								
<i>Airport</i>								
Grants - Federal	\$152,000	\$1,368,000	-	-	-	-	-	\$1,520,000
Operating - Airport Operating Funds	\$8,000	\$72,000	-	-	-	-	-	\$80,000
	\$160,000	\$1,440,000	-	-	-	-	-	\$1,600,000
[75]: Signage and Landscaping								
<i>Airport</i>								
Operating - Airport Operating Funds	-	\$50,000	-	-	-	-	-	\$50,000
	-	\$50,000	-	-	-	-	-	\$50,000
[76]: Employee Lot Electric Vehicle Charging Stations								
<i>Airport</i>								
Operating - Airport Operating Funds	-	\$10,000	-	-	-	-	-	\$10,000
	-	\$10,000	-	-	-	-	-	\$10,000
[78]: Rehabilitate Terminal Loop Road - Surface Treatment								
<i>Airport</i>								
Operating - Airport Operating Funds	-	\$35,000	-	-	-	-	-	\$35,000
	-	\$35,000	-	-	-	-	-	\$35,000
[79]: Reconstruct Southeast GA Area Taxilanes								
<i>Airport</i>								
Grants - Federal	-	\$1,296,000	-	-	-	-	-	\$1,296,000
Operating - Airport Operating Funds	-	\$8,000	-	-	-	-	-	\$8,000
	-	\$1,304,000	-	-	-	-	-	\$1,304,000
[408]: Terminal Facility Upgrades and Rehabilitation								
<i>Airport</i>								
Operating - Airport Operating Funds	-	\$50,000	\$50,000	\$50,000	\$50,000	\$50,000	\$50,000	\$300,000
	-	\$50,000	\$50,000	\$50,000	\$50,000	\$50,000	\$50,000	\$300,000
[414]: Extend Fiber to City Hall								
<i>Airport</i>								
Operating - Car Rental Facility Charges	-	\$200,000	-	-	-	-	-	\$200,000
	-	\$200,000	-	-	-	-	-	\$200,000
[80]: Install Terminal Generator								
<i>Airport</i>								
Grants - Federal	-	-	\$240,000	-	-	-	-	\$240,000
Operating - Airport Operating Funds	-	-	\$60,000	-	-	-	-	\$60,000
	-	-	\$300,000	-	-	-	-	\$300,000
[81]: Install Terminal Inbound Baggage Conveyor								
<i>Airport</i>								
Grants - Federal	-	-	\$520,000	-	-	-	-	\$520,000
Operating - Passenger Facility Charges	-	-	\$130,000	-	-	-	-	\$130,000
	-	-	\$650,000	-	-	-	-	\$650,000

Requests

Funding Source	Past	2020	2021	2022	2023	2024	2025	Total
[82]: Rehabilitate Runway - 13/31								
<i>Airport</i>								
Grants - Federal	-	-	\$261,250	\$4,963,750	-	-	-	\$5,225,000
Operating - Passenger Facility Charges	-	-	\$13,750	\$261,250	-	-	-	\$275,000
	-	-	\$275,000	\$5,225,000	-	-	-	\$5,500,000
[410]: Joint Seal Taxiway C								
<i>Airport</i>								
Grants - State	-	-	\$320,000	-	-	-	-	\$320,000
Operating - Passenger Facility Charges	-	-	\$80,000	-	-	-	-	\$80,000
	-	-	\$400,000	-	-	-	-	\$400,000
[83]: Avigation Easements and Remove Obstructions								
<i>Airport</i>								
Grants - Federal	-	-	-	\$475,000	-	-	-	\$475,000
Operating - Passenger Facility Charges	-	-	-	\$25,000	-	-	-	\$25,000
	-	-	-	\$500,000	-	-	-	\$500,000
[84]: Rehabilitation Taxiway B								
<i>Airport</i>								
Grants - Federal	-	-	-	\$256,500	\$2,308,500	-	-	\$2,565,000
Operating - Passenger Facility Charges	-	-	-	\$13,500	\$121,500	-	-	\$135,000
	-	-	-	\$270,000	\$2,430,000	-	-	\$2,700,000
[85]: Extend Runway - 13/31								
<i>Airport</i>								
Grants - Federal	-	-	-	\$190,000	\$593,750	\$5,343,750	-	\$6,127,500
Operating - Passenger Facility Charges	-	-	-	\$10,000	\$31,250	\$281,250	-	\$322,500
	-	-	-	\$200,000	\$625,000	\$5,625,000	-	\$6,450,000
[86]: Install Fanta Reed Road Lighting								
<i>Airport</i>								
Grants - Federal	-	-	-	\$240,000	-	-	-	\$240,000
Operating - Airport Operating Funds	-	-	-	\$60,000	-	-	-	\$60,000
	-	-	-	\$300,000	-	-	-	\$300,000
[409]: Terminal Carpet Replacement								
<i>Airport</i>								
Operating - Airport Operating Funds	-	-	-	\$75,000	-	-	-	\$75,000
	-	-	-	\$75,000	-	-	-	\$75,000
[88]: Reconstruct South Terminal Parking Lot								
<i>Airport</i>								
Grants - Federal	-	-	-	-	\$800,000	-	-	\$800,000
Operating - Airport Operating Funds	-	-	-	-	\$200,000	-	-	\$200,000
	-	-	-	-	\$1,000,000	-	-	\$1,000,000
[412]: Rehabilitate ARFF Facility								
<i>Airport</i>								
Grants - State	-	-	-	-	-	\$600,000	-	\$600,000
Operating - Passenger Facility Charges	-	-	-	-	-	\$150,000	-	\$150,000
	-	-	-	-	-	\$750,000	-	\$750,000

Transportation & Utilities

Bridges

2020 Funding Request	2020 New Borrowing	Total Funding
\$50,000		\$500,000

Requests

Funding Source	Past	2020	2021	2022	2023	2024	2025	Total
----------------	------	------	------	------	------	------	------	-------

[529]: Bridge Inspection and Reporting

Engineering								
Other - Existing Bond Funds	-	\$50,000	-	-	-	-	-	\$50,000
	-	\$50,000	-	-	-	-	-	\$50,000

[528]: Bridge Maintenance - Copeland Ave and Lang Drive

Engineering								
Borrowing - General Obligation Bonds/Notes	-	-	\$450,000	-	-	-	-	\$450,000
	-	-	\$450,000	-	-	-	-	\$450,000

TIF District #10

Park Plaza

This is a joint project between the City and La Crosse County in an effort to redevelop the former Holiday Inn (Park Plaza Area). This site has excellent access on U.S. Highways 14/61 and is a west gateway to the City and County. Adjacent to the City's Pettibone Park along the Mississippi River, this site has great redevelopment potential. Redevelopment plans are underway.



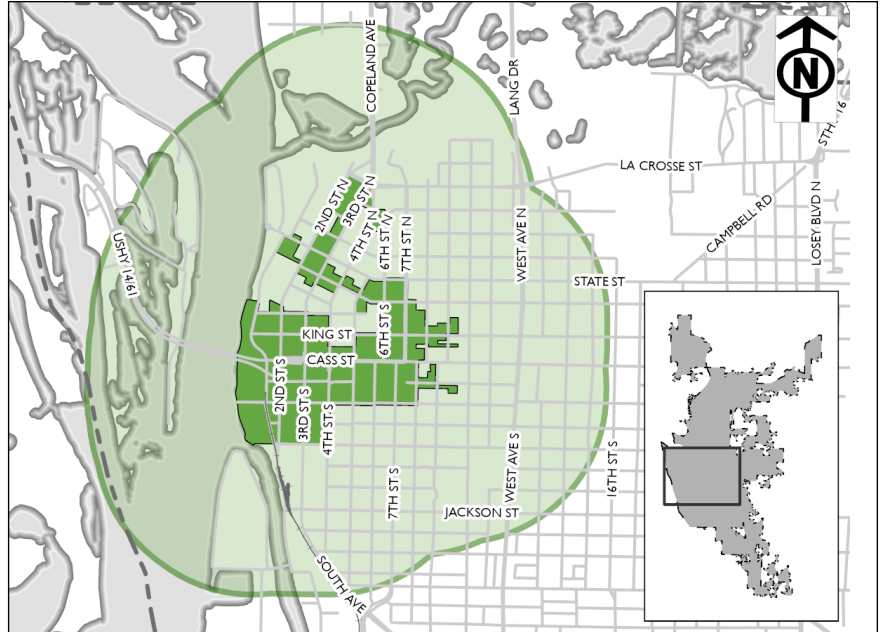
TIF District Requests

Request	2020	2021	2022	2023	2024	2025	Total
TIF Tax Increment							
437 Pettibone Park	\$100,000	-	-	-	-	-	\$100,000
	\$100,000	-	-	-	-	-	\$100,000

TIF District #11

Gateway Redevelopment

Created to stimulate redevelopment in the area near where U.S. Highway 14/61 enters the southside of downtown, this TID was created in 2004, and overlaps TID 5. A multitude of redevelopment projects have occurred including: Riverside Center I, II, and III. New parking Ramp, pedestrian alley, extension of the riverwalk, a boat landing for excursion boats, historic renovation of the Rodolf Building at the corner of 3rd and Main Streets, an addition to the La Crosse Center Parking Ramp, and Grand River Station - the City's Transit Center that includes retail and 90 apartments.



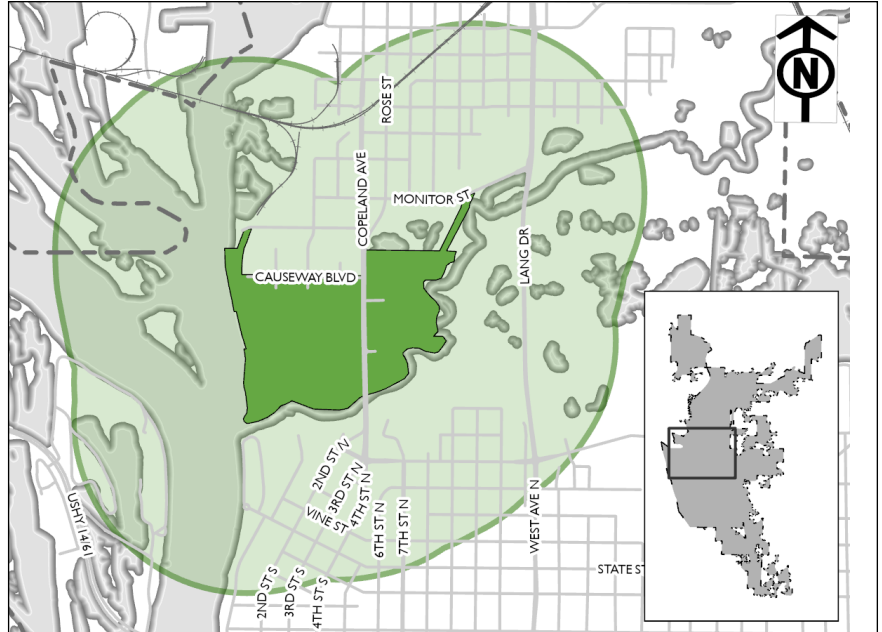
TIF District Requests

Request	2020	2021	2022	2023	2024	2025	Total
TIF Tax Increment							
161 Riverside Park Levee - Phase III	-	-	\$2,500,000	-	-	-	\$2,500,000
447 Downtown Facade Renovation Program	\$100,000	\$100,000	\$100,000	\$100,000	\$100,000	\$100,000	\$600,000
521 Downtown Neighborhood Capital Improvement	\$325,000	-	-	-	-	-	\$325,000
256 Eagle Sculpture Repair	\$158,000	-	-	-	-	-	\$158,000
43 9th Street North - Zeisler St. to Grove St.	\$141,000	-	-	-	-	-	\$141,000
45 11th Street South - Cass St. to Market St.	\$472,000	-	-	-	-	-	\$472,000
40 7th Street - La Crosse St. to Dead End North	-	\$278,000	-	-	-	-	\$278,000
56 Front St Realignment & La Crosse St Extension	-	\$1,000,000	\$4,200,000	-	-	-	\$5,200,000
137 Vine Street - Front St. to 2nd St.	-	\$141,000	-	-	-	-	\$141,000
415 Division Street - West Ave. to 11th St.	-	\$168,000	-	-	-	-	\$168,000
417 2nd Street South - King St. to Cass St.	-	-	\$242,000	-	-	-	\$242,000
418 2nd Street South - Cameron Ave. to Market St.	-	-	\$586,000	-	-	-	\$586,000
224 Johnson Street - 5th Ave. to 7th St.	-	-	-	\$272,000	-	-	\$272,000
425 7th Street South - Ferry St. to Market St.	-	-	-	\$204,000	-	-	\$204,000
436 Ferry Street - 11th St. to 15th St.	-	-	-	-	\$634,000	-	\$634,000
499 Installation of pedestrian lighting in the 10th and Cass Historic District.	\$150,000	-	-	-	-	-	\$150,000
259 Pedestrian Lighting, 7th St N - from La Crosse St to North Terminus	-	\$75,000	-	-	-	-	\$75,000
271 8th St Pedestrian Lighting	-	\$770,000	-	-	-	-	\$770,000
	\$1,346,000	\$2,532,000	\$7,628,000	\$576,000	\$734,000	\$100,000	\$12,916,000

TIF District #12

Three Rivers Plaza

Created in 2005 this 20 acre site once housed a mix of mini warehouses, a vacant used car lot and building, a former lumber yard, etc. Redevelopment of this property now includes a grocery store, commercial center, hotel, condominiums and office buildings. Flood protection and a bicycle pedestrian train have also been implemented. In 2014, the City of La Crosse adopted a Master Redevelopment Plan for the Riverside North Site and the City is actively implementing this plan.



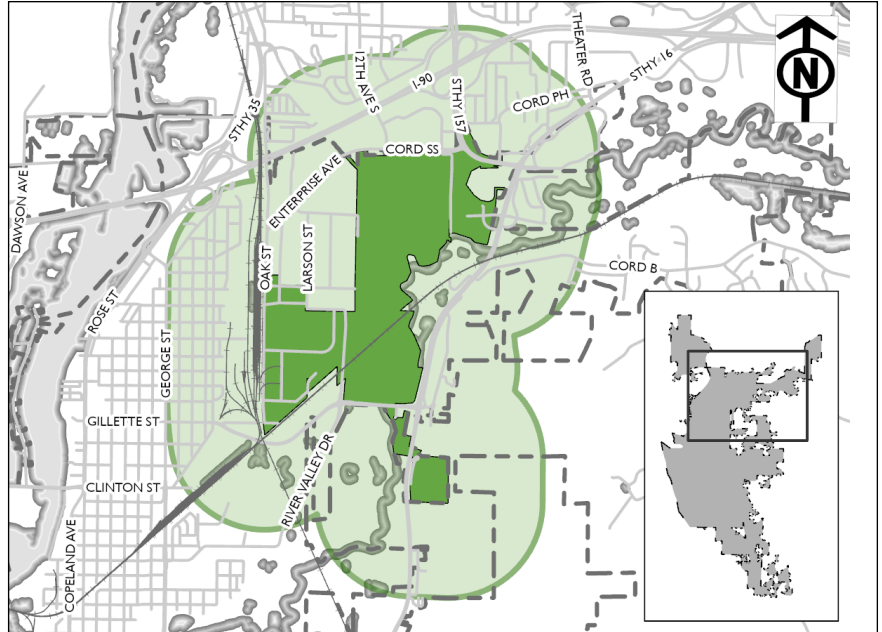
TIF District Requests

Request	2020	2021	2022	2023	2024	2025	Total
TIF Tax Increment							
454 Riverside North First Phase Infrastructure	\$1,300,000	\$10,000,000	-	-	-	-	\$11,300,000
98 Riverside North Fill Project	-	\$500,000	-	-	-	-	\$500,000
173 Causeway Boulevard - Dead End West to Copeland Ave.	-	\$1,813,000	-	-	-	-	\$1,813,000
215 Kraft Street - Causeway Blvd. to Dead End North	-	\$160,000	-	-	-	-	\$160,000
171 Buchner Place - Copeland Ave. to Dead End West	-	-	\$875,000	-	-	-	\$875,000
181 Milwaukee Street - Buchner Pl. to Causeway Blvd.	-	-	\$410,000	-	-	-	\$410,000
422 Monitor Street - Copeland Ave. to Milwaukee St.	-	-	\$274,000	-	-	-	\$274,000
	\$1,300,000	\$12,473,000	\$1,559,000	-	-	-	\$15,332,000

TIF District #13

Kwik Trip

In 2006, this TID was created for Kwik Trip to expand their commissary and add over 100 employees. Taking advantage of the recently revised Wisconsin TIF statutes allowing for mixed use TIDs, this TID also includes a large residential property. In 2009 this TID boundary was expanded to facilitate Kwik Trip bakery expansion, creating 100 more new jobs, and in 2012 the TID Project Plan was amended to facilitate Kwik Trip's expansion of the Dairy Facility, Warehouse, and Bakery. Kwik Trip estimates that the company will invest \$42 million in new expansions and upgrades between 2012-2014.



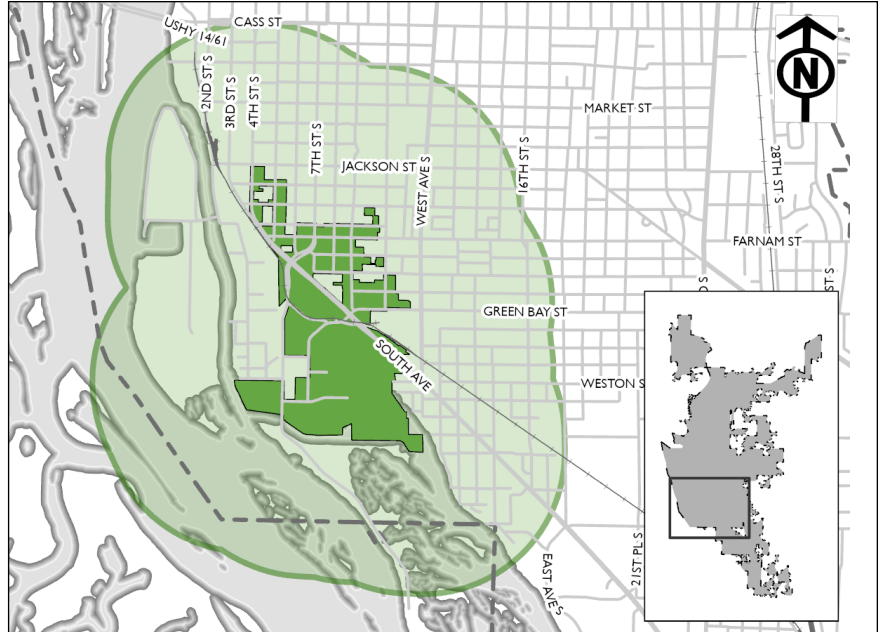
TIF District Requests

Request	2020	2021	2022	2023	2024	2025	Total
TIF Tax Increment							
91 Floodplain Relief Fund	\$250,000	\$300,000	\$300,000	\$300,000	\$300,000	\$300,000	\$1,750,000
142 Replacement Housing/New Housing	\$250,000	\$200,000	\$200,000	\$200,000	\$200,000	\$200,000	\$1,250,000
524 Alley from Hamilton St to Camp St between Harvey St and Hamilton St	\$67,000	-	-	-	-	-	\$67,000
132 Palace Street - River Valley Dr. to Larson St.	\$687,000	-	-	-	-	-	\$687,000
175 Cunningham Street - George St. to Wood St. & Onalaska Ave. to Prospect St.	\$167,000	-	-	-	-	-	\$167,000
54 Commerce Street - Cunningham St. to Enterprise Ave.	-	\$739,000	-	-	-	-	\$739,000
183 Moore Street - Prospect St. to Dead End East	-	\$209,000	-	-	-	-	\$209,000
209 Onalaska Avenue - Moore St. to Gohres St.	-	\$470,000	-	-	-	-	\$470,000
473 Logan Northside Street Lighting	-	-	\$500,000	-	-	-	\$500,000
	\$1,421,000	\$1,918,000	\$1,000,000	\$500,000	\$500,000	\$500,000	\$5,839,000

TIF District #14

Gundersen Lutheran

Created in 2006, this TID includes the entire Gundersen Health System La Crosse Campus, as well as a portion of the Powell-Poage Park, Hamilton School Neighborhood. AS a mixed use TID, past and future projects include a parking ramp, hotel, clinic improvements, and replacement of 100 housing units with newly constructed homes over the life of the TID.



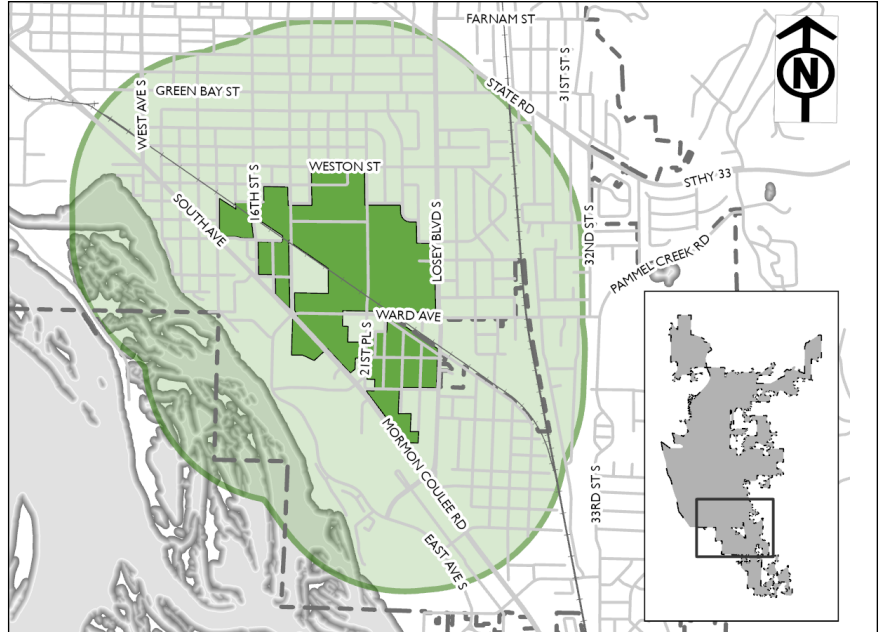
TIF District Requests

Request	2020	2021	2022	2023	2024	2025	Total
TIF Tax Increment							
19 Green Island Tennis and Pickleball Facility	-	\$500,000	-	-	-	-	\$500,000
440 Carroll Park	-	\$650,000	-	-	-	-	\$650,000
455 Replacement Housing in Powell Poage Hamilton and Washburn Neighborhoods	-	\$350,000	\$350,000	-	-	-	\$700,000
456 Housing Renovation Program	-	\$175,000	-	-	-	-	\$175,000
490 Acquisition for Multifamily Mixed-Use in Washburn or PPH Neighborhood	-	\$300,000	\$300,000	\$150,000	-	-	\$750,000
111 Green Bay St - from 9th St to 14th St	-	-	-	\$1,593,000	-	-	\$1,593,000
113 Green Bay St - from 14th St to East Ave	-	-	-	\$872,000	-	-	\$872,000
233 Cook Street - 7th St. S to Steele St.	-	-	-	\$109,000	-	-	\$109,000
470 Green Bay St - from South Ave to 9th St	-	-	-	\$50,000	-	-	\$50,000
230 7th Street South - Wollen Pl. to Cook St.	-	-	-	-	\$147,000	-	\$147,000
234 Sims Place - South Ave. to Gundersen/Lutheran	-	-	-	-	\$380,000	-	\$380,000
	-	\$1,975,000	\$650,000	\$2,774,000	\$527,000	-	\$5,926,000

TIF District #15

Chart

In 2013, this mixed-use TID was created to produce 100 new employees as the result of a \$15,000,000 industrial expansion by Chart Chemical, Inc. This TID includes several potential redevelopment areas along Mormon Coulee's commercial strip, as well as targeted locations in two residential neighborhoods.



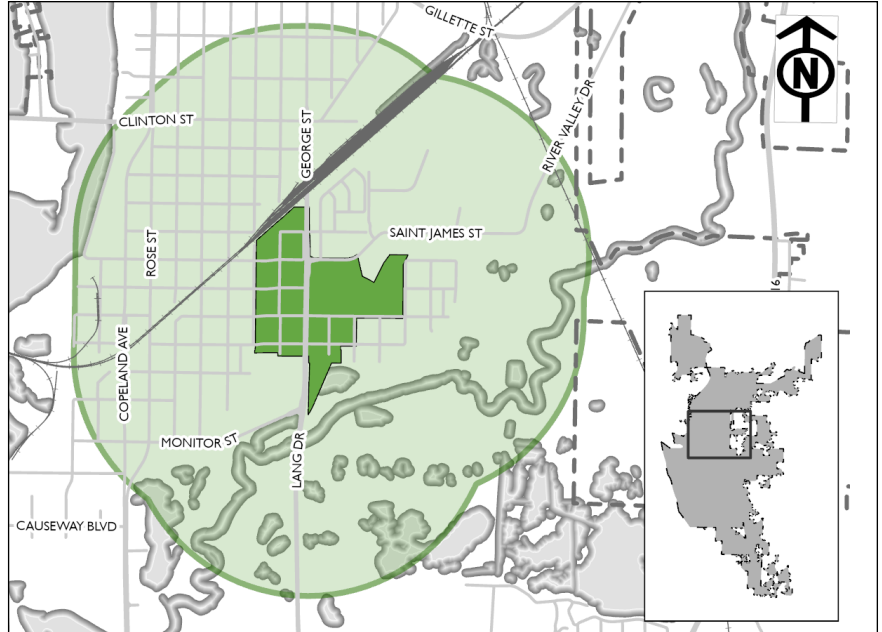
TIF District Requests

Request	2020	2021	2022	2023	2024	2025	Total
TIF Tax Increment							
522 Erickson Park Pool Improvements	-	\$300,000	-	-	-	-	\$300,000
495 Housing Renovate Program	\$130,000	\$200,000	\$200,000	\$200,000	\$200,000	\$200,000	\$1,130,000
50 29th Street South - State Rd. to West Fairchild St.	-	\$468,000	-	-	-	-	\$468,000
179 Lincoln Avenue - 29th St. to 32nd St.	-	-	-	\$335,000	-	-	\$335,000
430 28th Street South - Lincoln Ave. to Ward Ave.	-	-	-	\$130,000	-	-	\$130,000
	\$130,000	\$968,000	\$200,000	\$665,000	\$200,000	\$200,000	\$2,363,000

TIF District #16

LIPCO/Trane Plant 6

The Trane Plant 6 facility was cleared during the summer of 2010 and soil remediation was completed in early 2011. The goal is to return the property to the private real estate development community for mixed use development.



TIF District Requests

Request	2020	2021	2022	2023	2024	2025	Total
TIF Tax Increment							
463 Red Cloud Park Improvements	\$80,000	-	-	-	-	-	\$80,000
439 Copeland Park	-	\$350,000	-	-	-	-	\$350,000
462 Copeland Park Improvements	-	\$100,000	\$100,000	\$100,000	\$100,000	-	\$400,000
182 Monitor Street - Rose St. to Lang Dr.	-	\$1,230,000	-	-	-	-	\$1,230,000
134 Saint James Street - Copeland Ave. to Caledonia St.	-	-	\$385,000	-	-	-	\$385,000
174 Charles Street - Island St. to Hagar St.	-	-	\$293,000	-	-	-	\$293,000
419 Copeland Park Drive - Saint Cloud St. to Dead End North	-	-	\$709,000	-	-	-	\$709,000
420 Hagar Street - Copeland Ave. to Termini West	-	-	\$249,000	-	-	-	\$249,000
423 Saint Andrew Street - Wood St. to Dead End East	-	-	\$633,000	-	-	-	\$633,000
214 Copeland Park Drive - Gold St. to Clinton St.	-	-	-	\$120,000	-	-	\$120,000
218 Sumner Street - Hagar St. to Dead End South	-	-	-	\$550,000	-	-	\$550,000
433 Hagar Street - Liberty St. to Avon St.	-	-	-	\$143,000	-	-	\$143,000
	\$80,000	\$1,680,000	\$2,369,000	\$913,000	\$100,000	-	\$5,142,000

New Borrowing Requests

Request	2020	2021	2022	2023	2024	2025
Borrowing - General Obligation Bonds/Notes						
520 La Crosse Center Renovation & Expansion	\$17,500,000	\$17,500,000	-	-	-	-
104 Fire Stations	\$3,000,000	\$4,500,000	\$6,500,000	\$7,000,000	-	-
63 Larson Street - Palace St. to Hauser St.	\$1,722,000	-	-	-	-	-
E3 Fire Capital Equipment	\$1,610,000	\$402,350	\$110,000	\$61,000	\$831,000	\$36,000
501 Pedestrian Lighting, George St - from Clinton St to Cunningham St	\$750,000	-	-	-	-	-
E4 Information Technology Capital Equipment	\$656,000	\$259,000	\$745,000	\$534,000	\$594,000	\$280,000
E13 Streets Capital Equipment	\$599,000	\$337,000	\$816,000	\$811,000	\$430,000	-
493 City Hall Elevator	\$480,000	-	-	-	-	-
E9 Police Capital Equipment	\$462,000	\$262,000	\$262,000	\$262,000	\$267,000	\$189,000
505 King Street Neighborhood Greenway - Phase II (Intersections)	\$250,000	-	-	-	-	-
E8 Parks & Recreation Capital Equipment	\$221,000	\$239,000	\$160,000	\$229,000	\$217,000	-
E5 La Crosse Center Capital Equipment	\$200,000	\$200,000	-	-	-	-
441 Trails / Bluffland	\$200,000	\$200,000	-	-	-	-
E2 Engineering Capital Equipment	\$120,000	-	-	-	-	-
504 Intersection Safety Improvements - West Ave (HSIP)	\$106,000	-	-	-	-	-
231 Badger-Hickey Park Improvements	\$100,000	-	-	-	-	-
130 Hwy 53 Corridor Streetscaping/Aesthetic Improvements	\$100,000	-	-	-	-	-
514 Moorings Drive - Rip Rap along bank on Drive	\$65,000	-	-	-	-	-
268 Citywide Traffic Implementation: Interconnect & Synchronization.	\$54,000	\$200,000	\$200,000	-	-	-
23 Myrick Park Playground	\$50,000	\$500,000	-	-	-	-
257 Greenhouse Gas Emissions Inventory, Sustainable Energy and Climate Action Plan	\$50,000	\$50,000	-	-	-	-
E10 Refuse & Recycling Capital Equipment	\$38,500	\$58,850	-	\$66,000	\$45,200	\$74,000
513 Moorings Drive - Replace approx. 450 ft of Curb & Gutter	\$28,000	-	-	-	-	-
502 Alley - 16th St to 17th St, b/w Farnam St & Adams St (southern alley)	\$18,000	-	-	-	-	-
511 Alley East of Powell St between St Andrew St and Red Cloud Park.	\$17,000	-	-	-	-	-
523 Alley from Adams St to Johnson St between 13th and Grant Court	\$10,000	-	-	-	-	-
510 Alley from Cameron Ave to Cass St between 2nd and 3rd Street.	\$9,000	-	-	-	-	-
51 Airport Rd. - Lakeshore Dr. to Terminal Entrance	-	\$1,688,000	-	-	-	-
131 Main Street - West Ave. to 17th St.	-	\$1,084,000	-	-	-	-
53 Cliffwood Lane - 28th St. to Seiler Ln.	-	\$842,000	-	-	-	-
64 Lauderdale Place - George St. to Lauderdale Ct.	-	\$753,000	-	-	-	-
106 Gillette St - Caledonia St to George St (STP-Urban)	-	\$665,000	-	-	-	-
466 South Community Library remodel	-	\$500,000	\$1,000,000	-	-	-
518 City Hall First, Second Floors Remodel	-	\$500,000	-	-	-	-
158 Hydraulic/Levee Improvements	-	\$500,000	-	-	-	-
159 16th Street North - Vine St. to Main St.	-	\$481,000	-	-	-	-
516 City Hall Air Handler Replacement	-	\$450,000	\$450,000	-	-	-
528 Bridge Maintenance - Copeland Ave and Lang Drive	-	\$450,000	-	-	-	-
416 City Hall 5th Floor Remodel	-	\$400,000	-	-	-	-
508 Riverside Park - Fish Hatchery Bldg	-	\$400,000	-	-	-	-
267 Traffic Signals - Losey Blvd & State Rd	-	\$400,000	-	-	-	-
160 17th Place South - Main St. to Cass St.	-	\$399,000	-	-	-	-
163 20th Street South - Main St. to Cass St.	-	\$398,000	-	-	-	-
49 28th Street South - Main St. to Cass St.	-	\$394,000	-	-	-	-
182 Monitor Street - Rose St. to Lang Dr.	-	\$360,000	-	-	-	-
177 Hayes Street - Kane St. to Liberty St.	-	\$351,000	-	-	-	-
169 21st Street North - Campbell Rd. to State St.	-	\$303,000	-	-	-	-
443 Weigent Park	-	\$300,000	-	-	-	-
212 State Street - 16th St. to 17th St.	-	\$300,000	-	-	-	-
E6 Municipal Transit Utility Capital Equipment	-	\$252,000	\$284,000	\$308,000	\$284,000	-
58 George Street - Wittenberg Pl. to Onalaska Ave.	-	\$231,000	-	-	-	-
209 Onalaska Avenue - Moore St. to Gohres St.	-	\$230,000	-	-	-	-
95 Logan Northside - Palace Street Lighting	-	\$225,000	-	-	-	-
517 City Hall Windows, Air Seal Replacements	-	\$200,000	\$200,000	\$200,000	\$200,000	\$200,000
141 City-Wide Replacement Housing	-	\$200,000	\$200,000	\$200,000	\$200,000	\$200,000
168 Pammel Creek Repairs	-	\$200,000	\$100,000	\$100,000	-	-
272 Main Library Shelving/Flooring	-	\$170,000	-	-	-	-
170 21st Street South - Market St. to Winnebago St.	-	\$132,000	-	-	-	-
46 20th Street South - Park Ave. to Denton St.	-	\$120,000	-	-	-	-
509 City Hall First Floor Lobby Reconfiguration	-	\$100,000	-	-	-	-
183 Moore Street - Prospect St. to Dead End East	-	\$95,000	-	-	-	-
527 New Sidewalks along Green Bay St from 15th St to 16th St	-	\$85,000	-	-	-	-
515 City Hall Plumbing Repairs	-	\$50,000	\$50,000	\$50,000	\$50,000	\$50,000
467 Main branch La Crosse Public Library Remodel	-	\$50,000	\$50,000	\$50,000	\$50,000	\$50,000
255 City-wide Public Art	-	\$10,000	\$10,000	\$10,000	\$10,000	\$10,000
211 South Avenue - Green Bay St to Ward Ave	-	-	\$3,644,000	-	-	-
116 La Crosse St - From West Ave. through Losey Blvd. Intersection	-	-	\$1,703,000	-	-	-
229 Weston Street - East Ave. to 21st Pl. S	-	-	\$953,000	-	-	-
284 Green Bay St - from East Ave to 22nd St (STP-Urban)	-	-	\$780,000	-	-	-
469 Green Bay St - from Losey Blvd to Deadend East	-	-	\$599,000	-	-	-
421 Livingston Street - Liberty St. to George St.	-	-	\$578,000	-	-	-
220 20th Street South - Hyde Ave. to Weston St.	-	-	\$548,000	-	-	-
285 Green Bay St - from 22nd St to Losey Blvd	-	-	\$516,000	-	-	-
519 City Hall Third, Fifth Floors Remodel	-	-	\$500,000	-	-	-
47 22nd Street South - Hyde Ave. to Weston St.	-	-	\$382,000	-	-	-
228 Travis Street - East Ave. to 20th St. S	-	-	\$357,000	-	-	-
162 17th Street South - Chase St. to South Ave.	-	-	\$354,000	-	-	-
424 Sunset Drive - Green Bay St. to State Rd.	-	-	\$352,000	-	-	-

New Borrowing Requests

Request	2020	2021	2022	2023	2024	2025
171 Buchner Place - Copeland Ave. to Dead End West	-	-	\$260,000	-	-	-
222 21st Place S - Townsend St. to Bennett St.	-	-	\$232,000	-	-	-
57 Garner Place - Zion Rd to Dead End South	-	-	\$202,000	-	-	-
223 East Avenue - Weston St. to Horton St.	-	-	\$185,000	-	-	-
178 Liberty Street - Hayes St. to Moore St.	-	-	\$175,000	-	-	-
138 Zion Road - Garner Pl. to Dead End North	-	-	\$171,000	-	-	-
461 Security Cameras - Logan Northside	-	-	\$65,000	-	-	-
460 Wittenberg Park Environmental Analysis and Fill	-	-	\$50,000	-	-	-
66 Police Station 2 Fiber Connection	-	-	\$20,000	-	-	-
432 Elm Drive - Easter Rd. to Valleyview Pl.	-	-	-	\$1,128,000	-	-
8 Police Law Enforcement Center	-	-	-	\$1,000,000	\$25,000,000	\$10,000,000
431 31st Street South - State Rd. to East Fairchild St.	-	-	-	\$563,000	-	-
429 23rd Street South - Hyde Ave. to Barlow St.	-	-	-	\$244,000	-	-
232 20th Street South - Mormon Coulee Rd. to Dead End South	-	-	-	\$227,000	-	-
213 Birch Street - 29th St. to Dead End East	-	-	-	\$225,000	-	-
496 La Crosse River Marsh Trails and Levees Study	-	-	-	\$150,000	-	-
428 21st Street South - Jackson St. to Johnson St.	-	-	-	\$133,000	-	-
426 13th Place - Travis St. to Barlow St.	-	-	-	\$120,000	-	-
434 Hass Street - 26th St. to 27th St.	-	-	-	\$120,000	-	-
427 13th Place - Horton St. to South Ave.	-	-	-	\$118,000	-	-
243 Port of La Crosse Harbor and Waterfront Plan Update	-	-	-	\$100,000	-	-
435 15th Street - Cass St. to Ferry St.	-	-	-	-	\$399,000	-
Borrowing - Loan: State Trust Fund						
102 Rental Conversion Loan Program	\$45,000	\$150,000	-	-	-	-
103 Residential Energy Efficiency Improvements	-	\$45,000	-	-	-	-
Borrowing - Revenue Bonds/Notes						
185 State Road From Adams to Losey Blvd-Utility Replacement	\$525,000	-	-	-	-	-