

2023-2027

Capital Budget EXECUTIVE SUMMARY



RESOLUTION 22-0789

City Planning Commission Recommended 8/29/22
Finance & Personnel Amended 9/1/22

Table of Contents

Introduction/Overview	1
CIP Planning Structure	2
Capital Budget Process Timeline	3
Tax Incremental Financing (TIF)	4
Summary	6
Funding Source	6
Expenditure Category	7
Buildings & Grounds	9
City Hall	10
La Crosse Center	12
Library	13
Municipal Service Center	14
Others	15
Capital Equipment	16
General Government	17
Citywide	17
Fire	18
Information Technology	20
La Crosse Center	21
Parks, Recreation and Forestry	22
Police	24
Refuse and Recycling	25
Streets	26
Enterprise Funds	28
Airport	28
Parking	30
Sanitary Sewer Utility	31
Stormwater Utility	32
Water Utility	33
Special Revenue Funds	34
Municipal Transit	34
Flood Control, Harbors & Waterfront	35
Parks, Recreation & Forestry	37
Planning & Community Development	40
Economic Development	41
Housing	42
Plans & Studies	43
Public Safety	44

Transportation & Utilities

45

Streets

46

Streetscaping & Lighting

53

Utilities

55

Airport

57

Bridges

59

Supplemental Information

60

New Borrowing Requests

60

TIF Funded Project Requests

64

Unfunded Requests

65

Leased Vehicles

66

Introduction/Overview

The City of La Crosse is pleased to submit the 2023-2027 Capital Improvement Plan (CIP) to the citizens of La Crosse and the City Council Members. The Plan is a 5-year plan, adopted by the City of La Crosse, detailing the capital outlays over the next 5 years that will serve and enrich the lives of City residents in line with the City's core values and mission. The CIP represents the City's plan for development and is intended to balance the City's capital needs with its fiscal responsibility and financial limitations. The five-year plan is reviewed on an annual basis to adjust for changing needs/priorities of the community and changing framework of ongoing projects.

CIP Appropriations

The first year in the Capital Improvement Plan is the year that actual appropriations are authorized by the Common Council. The remaining four years are guides for future development of City infrastructure.

Capital Improvement Plan Policies

The Capital Improvement Budget includes both Capital Equipment and Capital Projects. A Capital Project is defined in the municipal code as a project that is expected to have a useful life of over one year and provide a minimum asset value over \$20,000. Capital Equipment is an outlay for equipment that is expected to have a useful life of over one year and provide a minimum asset value over \$10,000.

The City will prepare and adopt a 5-year Capital Improvement Plan (CIP) to systematically identify, plan, schedule, finance, track, and monitor capital projects to ensure cost effectiveness as well as conformance to established policies.

New projects and equipment that require annual operating and maintenance costs must be added to the appropriate department's annual operating budget.

Any unanticipated projects and equipment not previously listed in the capital budget requiring immediate funding from the Capital Budget will require a two-thirds vote by the Common Council members present at the time of adoption to be included.

Project implementation shall be the responsibility of the Board of Public Works. The Board of Public Works will ensure that all projects enumerated and funded in the adopted annual Capital Improvement Budget are designed, bid, purchased, and constructed.

CIP Planning Structure

Capital project and equipment requests are submitted to the Finance Dept by each Department in the City. The CIP consists of two separate documents: A Capital Project Budget and a Capital Equipment Budget. There are two main committees that oversee the planning of the CIP. The Board of Public Works reviews and approves the Capital Equipment requests. The review and approval of the Capital Projects is the responsibility of the City Planning Commission. These respective boards approve the recommended budgets for ultimate approval by the Common Council.

Mayor

Mitch Reynolds

Board of Public Works

Mitch Reynolds

Mayor and Presiding Officer

Chris Kahlow

Council Member

Matthew Gallager

City Engineer

Rebecca Schwarz

Council Member

Andrea Trane

Director of Planning

Brian Nowicki

Interim Director of Finance

City Planning Commission

Mitch Reynolds

Mayor and Presiding Officer

Jennifer Trost

Council Member

Matthew Gallager

City Engineer

Elaine Yager

Citizen Member

Scott Neumeister

Council Member

Chris Kahlow

Council Member

James Cherf

Citizen Member

Jacob Sciammas

Citizen Member

Nabamita Dutta

UWL Representative

Common Council

Barb Janssen

Council President, District 3

Andrea Richmond

Council Member, District 1

Larry Sleznikow

Council Member, District 4

Chris Kahlow

Council Member, District 6

Mackenzie Mindel

Council Member, District 8

Rebecca Schwarz

Council Member, District 10

Doug Happel

Council Member, District 12

Scott Neumeister

Council Member, District 2

Vacant

Council Member, District 5

Mac Kiel

Council Member, District 7

Chris Woodard

Council Member, District 9

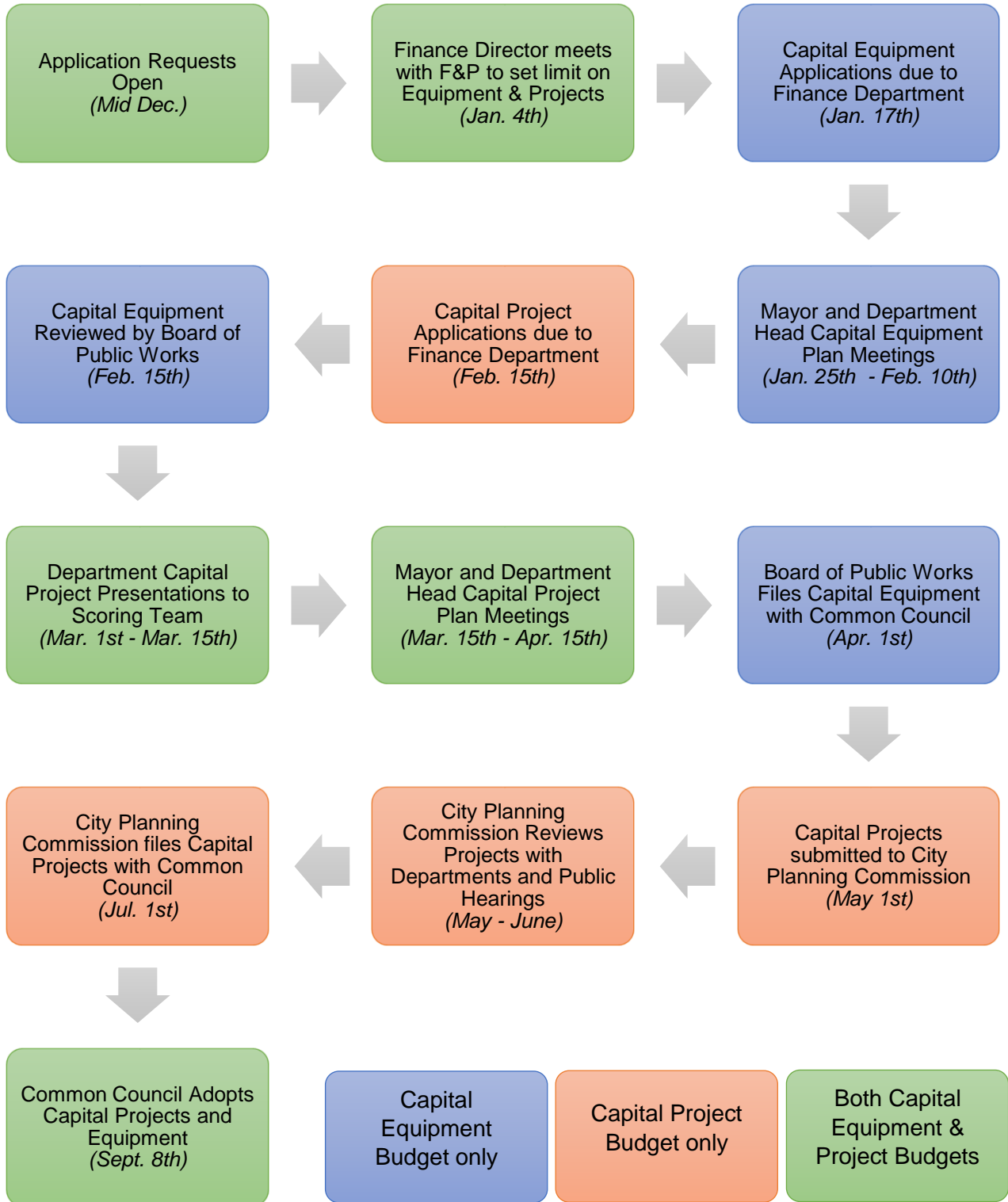
Jennifer Trost

Council Member, District 11

Mark Neumann

Council Member, District 13

Capital Budget Process Timeline



Tax Incremental Financing (TIF)

Tax Incremental Financing (TIF) generates tax revenue that can be used to fund infrastructure investment and other eligible projects that will facilitate private development. When a Tax Increment District (TID) is created, the current value of all the taxable property within the defined boundaries is established. This value is the “base value” of the TID. The taxes collected on this portion of the property value are shared by the overlying taxing jurisdictions, and once the TID is created this portion of the tax collections is allocated as it was at the creation of the TID. (See Figure 1)

Over the life of the TID, the county, school district, technical college and municipality collect taxes generated from the TID base value. Meanwhile, new construction and investment increase the value of the district. All of the taxes collected on the growth in value of the district (or the "value increment") are turned over to the City as "tax increment" revenue. The City uses this revenue stream to pay for improvements that it made within the district which were in the approved project plan.

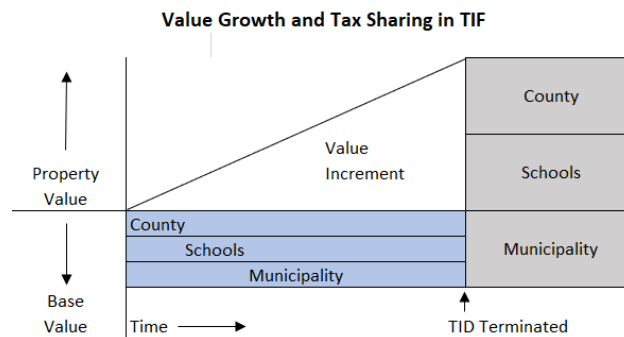
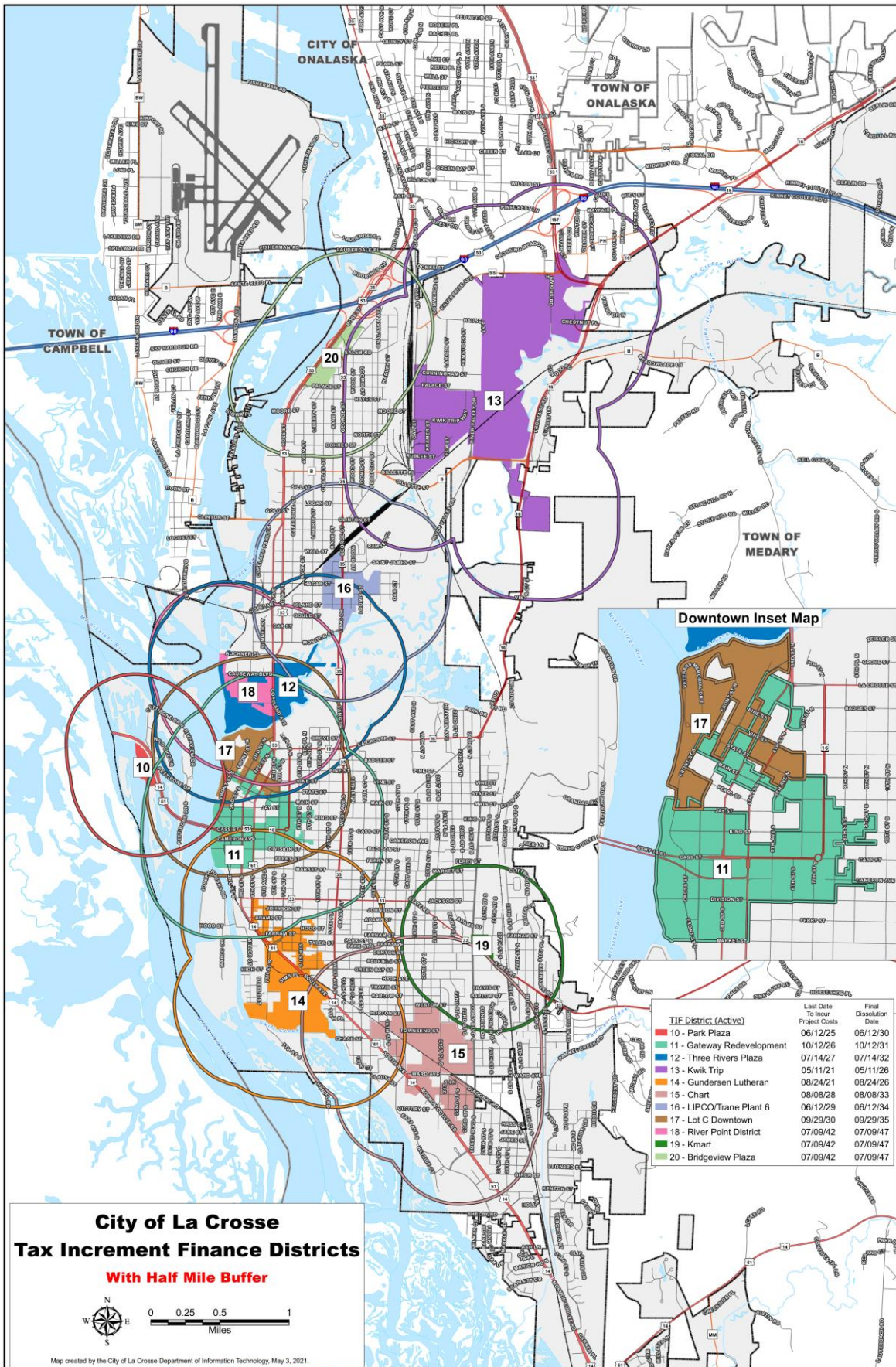


Figure 1

At the end of the maximum life period, or as soon as tax increments are collected in excess of total approved project costs, the TID is terminated. The entire value of the property that was in the TID is returned to the tax rolls of the overlying taxing jurisdictions. While the TID exists, the tax collections for each overlying jurisdiction are limited to the base value of the TID parcels. After termination of the TID, all of the overlying taxing jurisdictions share in a much larger tax base. Ideally this means that rates can be lowered to generate the same amount of revenue for the jurisdiction.

City of La Crosse Tax Incremental Districts

	Expenditure Period Deadline	TID Closure Date
TID 10 - Park Plaza	6/24/2025	6/12/2030
TID 11 - Gateway Redevelopment	10/12/2026	10/12/2031
TID 12 - Three Rivers Plaza	7/14/2027	7/14/2032
TID 13 - Kwik Trip	5/11/2021	5/11/2026
TID 14 - Gundersen Lutheran	8/24/2021	8/24/2026
TID 15 - Chart	8/8/2028	8/8/2033
TID 16 - LIPCO/Trane Plant 6	6/12/2029	6/12/2034
TID 17 - Lot C Downtown	9/28/2030	9/28/2035
TID 18 – River Point District	7/9/2042	7/9/2047
TID 19 – Kmart	7/9/2042	7/9/2047
TID 20 – Bridgeview Plaza	7/9/2042	7/9/2047

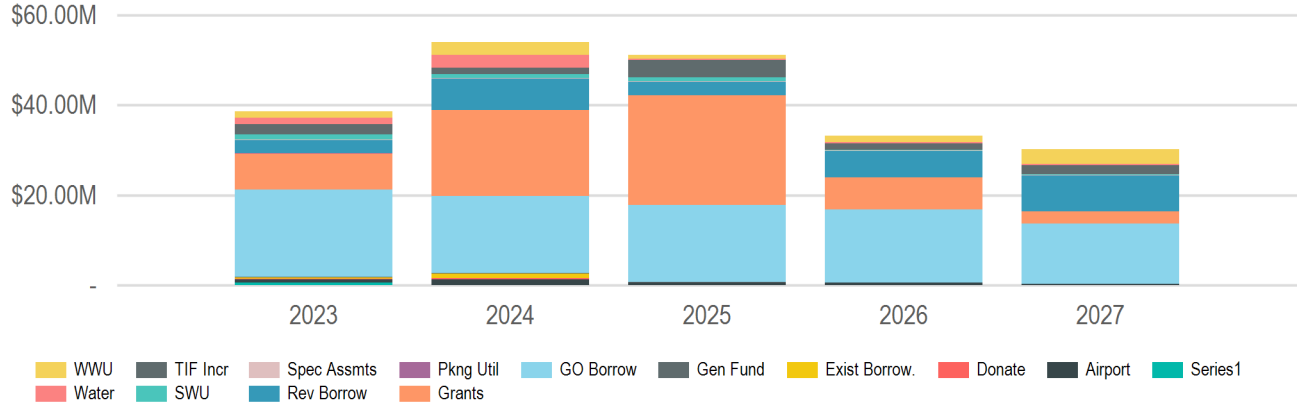


Totals by Funding Source

2023 Total Funding
\$38,616,619

2023 New Borrowing
\$22,221,033

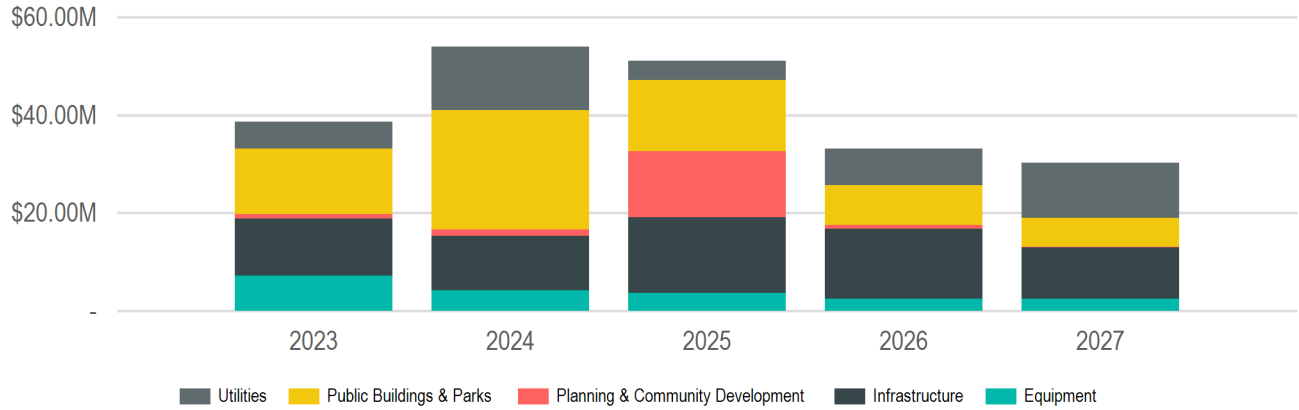
2023 City Funded
\$30,245,600



(In Thousands of Dollars)

Source	2023	2024	2025	2026	2027	Total
Borrowing	\$22,221,033	\$24,103,854	\$19,993,315	\$22,043,444	\$21,541,577	\$109,903,223
General Obligation Bonds/Notes	\$19,381,733	\$17,195,954	\$17,075,315	\$16,240,944	\$13,459,377	\$83,353,323
Revenue Bonds/Notes	\$2,839,300	\$6,907,900	\$2,918,000	\$5,802,500	\$8,082,200	\$26,549,900
Sanitary Sewer Utility	\$950,000	\$696,400	\$215,000	\$684,000	\$3,008,800	\$5,554,200
Storm Water Utility	\$800,500	\$5,821,500	\$2,189,000	\$3,933,500	\$4,371,000	\$17,115,500
Water Utility	\$1,088,800	\$390,000	\$514,000	\$1,185,000	\$702,400	\$3,880,200
Donations & Outside Funding	\$225,000	\$250,000	-	-	-	\$475,000
Donations	\$225,000	\$250,000	-	-	-	\$475,000
Grants & Other Intergovernmental	\$8,146,019	\$19,084,021	\$24,431,061	\$7,208,764	\$2,628,002	\$61,497,867
Federal	\$5,062,538	\$18,725,000	\$21,453,750	\$2,340,000	\$2,475,000	\$50,056,288
Local	\$13,981	\$14,021	\$14,061	\$14,764	\$15,502	\$72,329
State	\$3,069,500	\$345,000	\$2,963,250	\$4,854,000	\$137,500	\$11,369,250
Operating Funds	\$4,775,567	\$7,940,079	\$2,665,215	\$2,427,500	\$3,980,000	\$21,788,361
Enterprise/Utility Funds	\$4,676,000	\$7,851,000	\$2,649,000	\$2,427,500	\$3,980,000	\$21,583,500
Airport Operating Funds	\$532,500	\$435,000	\$613,750	\$432,500	\$260,000	\$2,273,750
Parking Utility Funds	\$18,000	-	-	-	-	\$18,000
Passenger Facility Charges	\$231,500	\$875,000	\$81,250	\$120,000	-	\$1,307,750
Sanitary Sewer Utility Funds	\$1,468,000	\$2,736,000	\$787,000	\$1,420,000	\$3,285,000	\$9,696,000
Storm Water Utility Funds	\$1,126,000	\$880,000	\$930,000	\$220,000	\$150,000	\$3,306,000
Water Utility Funds	\$1,300,000	\$2,925,000	\$237,000	\$235,000	\$285,000	\$4,982,000
General Fund	\$99,567	\$89,079	\$16,215	-	-	\$204,861
Streets Operating Budget	\$99,567	\$89,079	\$16,215	-	-	\$204,861
Other	\$239,000	\$1,036,000	-	-	-	\$1,275,000
Existing Borrowing Funds	\$239,000	\$1,036,000	-	-	-	\$1,275,000
Special Funds	\$525,000	-	-	-	-	\$525,000
La Crosse Center Surplus Funds	\$525,000	-	-	-	-	\$525,000
Taxation	\$2,485,000	\$1,556,000	\$4,032,000	\$1,475,000	\$2,120,000	\$11,668,000
Special Assessments	\$120,000	\$120,000	\$120,000	\$120,000	\$120,000	\$600,000
TIF Increment	\$2,365,000	\$1,436,000	\$3,912,000	\$1,355,000	\$2,000,000	\$11,068,000
10 - Park Plaza	-	-	\$350,000	\$200,000	-	\$550,000
11 - Gateway Redevelopment	\$2,215,000	\$315,000	\$2,950,000	\$350,000	\$2,000,000	\$7,830,000
15 - Chart	\$150,000	\$198,000	\$562,000	-	-	\$910,000
16 - LIPCO/Trane Plant 6	-	-	\$50,000	\$805,000	-	\$855,000
18 - River Point District	-	\$923,000	-	-	-	\$923,000
New Borrowing Sub-Total	\$22,221,033	\$24,103,854	\$19,993,315	\$22,043,444	\$21,541,577	\$109,903,223
City Funded Sub-Total	\$30,245,600	\$34,635,933	\$26,690,530	\$25,945,944	\$27,641,577	\$145,159,584
Non-City Funded Sub-Total	\$8,371,019	\$19,334,021	\$24,431,061	\$7,208,764	\$2,628,002	\$61,972,867
	\$38,616,619	\$53,969,954	\$51,121,591	\$33,154,708	\$30,269,579	\$207,132,451

Totals by Expenditure Category



(In Thousands of Dollars)

Category	2023	2024	2025	2026	2027	Total
Equipment	\$7,284,298	\$4,269,975	\$3,624,648	\$2,515,980	\$2,470,879	\$20,165,780
Equipment and Tools	\$1,138,320	\$590,000	\$262,000	\$446,000	\$488,000	\$2,924,320
Technology Hardware and Software	\$609,978	\$1,061,757	\$1,376,648	\$1,063,980	\$893,879	\$5,006,242
Vehicles and Attachments	\$5,536,000	\$2,618,218	\$1,986,000	\$1,006,000	\$1,089,000	\$12,235,218
Infrastructure	\$11,649,521	\$11,012,079	\$15,557,215	\$14,307,000	\$10,449,000	\$62,974,815
Bridges	\$25,000	\$150,000	\$25,000	\$25,000	\$25,000	\$250,000
Fiber & Telecommunications	\$120,000	\$95,000	\$95,000	\$25,000	\$25,000	\$360,000
Harbors, Docks and Waterways	\$500,000	\$1,000,000	\$1,990,000	\$1,450,000	\$750,000	\$5,690,000
Special Projects	\$150,000	\$150,000	\$150,000	-	-	\$450,000
Streets	\$8,959,521	\$8,272,079	\$11,617,215	\$11,587,000	\$9,529,000	\$49,964,815
<i>Bicycle and Pedestrian Improvements</i>	\$389,000	\$345,000	\$235,000	\$235,000	\$245,000	\$1,449,000
<i>Street Improvements</i>	\$467,403	\$300,000	\$350,000	\$350,000	\$250,000	\$1,717,403
<i>Total Street Reconstruction</i>	\$6,308,118	\$6,227,079	\$10,032,215	\$9,902,000	\$7,934,000	\$40,403,412
<i>Traffic Signals</i>	\$1,795,000	\$1,400,000	\$1,000,000	\$1,100,000	\$1,100,000	\$6,395,000
Streetscaping	\$1,895,000	\$1,345,000	\$1,680,000	\$1,220,000	\$120,000	\$6,260,000
<i>Boulevard Trees</i>	\$890,000	-	-	-	-	\$890,000
<i>Street Lighting</i>	\$20,000	\$495,000	\$1,580,000	\$1,120,000	\$20,000	\$3,235,000
<i>Streetscaping</i>	\$985,000	\$850,000	\$100,000	\$100,000	\$100,000	\$2,135,000
Planning & Community Development	\$820,000	\$1,350,000	\$13,471,728	\$741,728	\$150,000	\$16,533,456
Economic Development	\$100,000	\$1,100,000	\$12,800,000	\$100,000	-	\$14,100,000
<i>Façade Renovation</i>	\$100,000	\$100,000	\$100,000	\$100,000	-	\$400,000
<i>Other</i>	-	-	\$12,700,000	-	-	\$12,700,000
<i>Property and Land Acquisition</i>	-	\$1,000,000	-	-	-	\$1,000,000
Floodplain Improvements	\$300,000	\$100,000	\$100,000	\$100,000	-	\$600,000
Housing Rehabilitation	\$150,000	-	-	-	-	\$150,000
Miscellaneous	\$270,000	\$150,000	\$571,728	\$541,728	\$150,000	\$1,683,456
Public Buildings & Parks	\$13,367,500	\$24,405,000	\$14,450,000	\$8,097,500	\$5,982,500	\$66,302,500
Airport	\$4,932,500	\$7,755,000	\$10,845,000	\$3,457,500	\$2,807,500	\$29,797,500
<i>Other Buildings</i>	\$50,000	\$1,520,000	\$515,000	\$2,400,000	\$30,000	\$4,515,000
<i>Runways and Taxiways</i>	\$3,630,000	\$5,380,000	\$10,175,000	-	\$2,720,000	\$21,905,000
<i>Terminal</i>	\$1,252,500	\$855,000	\$155,000	\$1,057,500	\$57,500	\$3,377,500
Parks	\$1,385,000	\$1,500,000	\$2,575,000	\$3,120,000	\$2,925,000	\$11,505,000
<i>Aquatics Facilities</i>	-	\$150,000	\$400,000	-	-	\$550,000
<i>General Improvements</i>	\$450,000	\$50,000	\$625,000	\$1,050,000	\$1,475,000	\$3,650,000
<i>Recreation Facilities</i>	\$935,000	\$1,300,000	\$1,000,000	\$1,200,000	\$950,000	\$5,385,000
<i>Sports Facilities</i>	-	-	\$300,000	\$670,000	\$300,000	\$1,270,000
<i>Trails</i>	-	-	\$250,000	\$200,000	\$200,000	\$650,000
Police & Fire Stations	\$4,425,000	-	-	-	-	\$4,425,000
<i>Fire Stations</i>	\$4,425,000	-	-	-	-	\$4,425,000
Public Buildings	\$2,625,000	\$15,150,000	\$1,030,000	\$1,520,000	\$250,000	\$20,575,000
<i>City Hall</i>	\$1,825,000	\$300,000	\$885,000	\$925,000	\$200,000	\$4,135,000
<i>La Crosse Center Facility</i>	\$750,000	\$875,000	\$45,000	\$470,000	-	\$2,140,000
<i>Library</i>	-	\$1,175,000	-	\$75,000	-	\$1,250,000
<i>Municipal Service Center</i>	\$50,000	\$12,800,000	-	-	-	\$12,850,000
<i>Other Buildings</i>	-	-	\$100,000	\$50,000	\$50,000	\$200,000

Summary - Expenditure Category

Category	2023	2024	2025	2026	2027	Total
Utilities	\$5,495,300	\$12,932,900	\$4,018,000	\$7,492,500	\$11,217,200	\$41,155,900
Sanitary Sewer/Wastewater	\$2,275,000	\$3,401,400	\$915,000	\$2,104,000	\$5,873,800	\$14,569,200
<i>Lift Stations</i>	\$350,000	\$605,000	\$600,000	\$710,000	\$65,000	\$2,330,000
<i>Other</i>	-	\$1,500,000	-	-	-	\$1,500,000
<i>Sanitary Sewer Mains</i>	\$1,925,000	\$1,296,400	\$315,000	\$1,284,000	\$608,800	\$5,429,200
<i>Wastewater Treatment Plant</i>	-	-	-	\$110,000	\$5,200,000	\$5,310,000
Storm Sewer/Stormwater	\$1,431,500	\$6,521,500	\$2,459,000	\$4,083,500	\$4,521,000	\$19,016,500
<i>Lift Stations</i>	\$50,000	\$550,000	-	-	\$800,000	\$1,400,000
<i>Other</i>	\$50,000	\$50,000	\$50,000	\$50,000	\$50,000	\$250,000
<i>Storm Sewer Mains</i>	\$1,331,500	\$5,921,500	\$2,409,000	\$4,033,500	\$3,671,000	\$17,366,500
Water	\$1,788,800	\$3,010,000	\$644,000	\$1,305,000	\$822,400	\$7,570,200
<i>Watermains</i>	\$1,558,800	\$390,000	\$524,000	\$1,185,000	\$702,400	\$4,360,200
<i>Wells, Pumphouses and Reservoir</i>	\$230,000	\$2,620,000	\$120,000	\$120,000	\$120,000	\$3,210,000

Buildings & Grounds

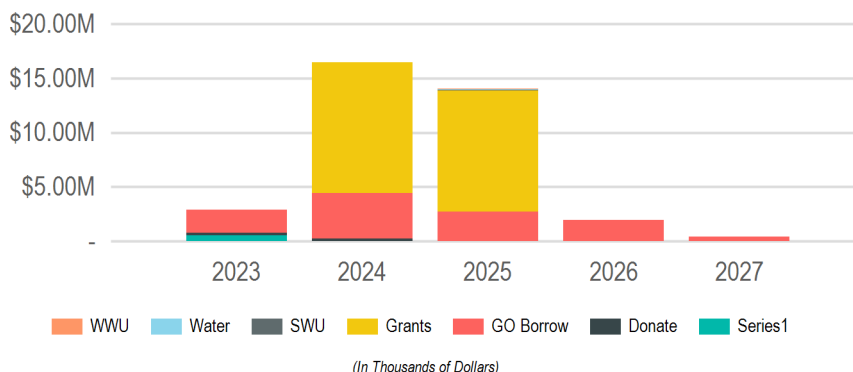
2023 Total Funding

\$2,925,000

2023 New Borrowing

\$2,175,000

2023 City Funded

\$2,700,000

Sub Groups

Sub Group	2023	2024	2025	2026	2027	Total
City Hall	\$1,825,000	\$150,000	\$885,000	\$925,000	\$200,000	\$3,985,000
La Crosse Center	\$750,000	\$875,000	\$45,000	\$470,000	-	\$2,140,000
Library	-	\$1,175,000	-	\$75,000	-	\$1,250,000
Municipal Service Center	\$50,000	\$12,800,000	-	-	-	\$12,850,000
Others	\$300,000	\$1,450,000	\$13,100,000	\$500,000	\$200,000	\$15,550,000
	\$2,925,000	\$16,450,000	\$14,030,000	\$1,970,000	\$400,000	\$35,775,000

Funding Sources

Source	2023	2024	2025	2026	2027	Total
Borrowing	\$2,175,000	\$4,200,000	\$2,695,000	\$1,970,000	\$400,000	\$11,440,000
General Obligation Bonds/Notes	\$2,175,000	\$4,200,000	\$2,695,000	\$1,970,000	\$400,000	\$11,440,000
Donations & Outside Funding	\$225,000	\$250,000	-	-	-	\$475,000
Donations	\$225,000	\$250,000	-	-	-	\$475,000
Grants & Other Intergovernmental	-	\$12,000,000	\$11,200,000	-	-	\$23,200,000
Federal	-	\$12,000,000	\$11,200,000	-	-	\$23,200,000
Operating Funds	-	-	\$135,000	-	-	\$135,000
Enterprise/Utility Funds	-	-	\$135,000	-	-	\$135,000
Special Funds	\$525,000	-	-	-	-	\$525,000
La Crosse Center Surplus Funds	\$525,000	-	-	-	-	\$525,000
	\$2,925,000	\$16,450,000	\$14,030,000	\$1,970,000	\$400,000	\$35,775,000

City Hall

2023 Total Funding

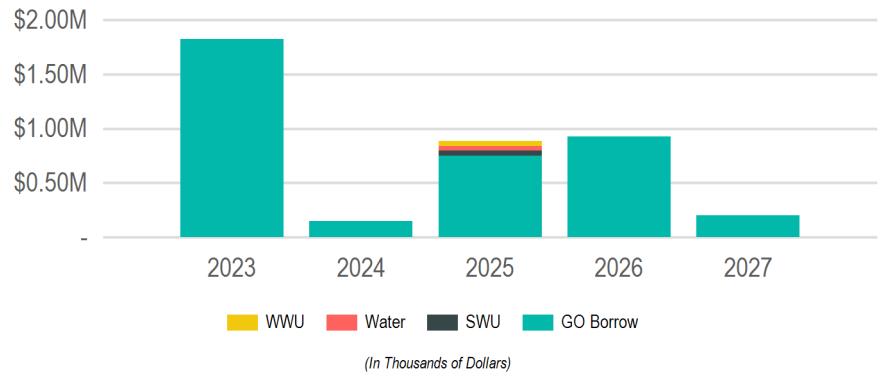
\$1,825,000

2023 New Borrowing

\$1,825,000

2023 City Funded

\$1,825,000



Funding Sources

Source	2023	2024	2025	2026	2027	Total
Borrowing	\$1,825,000	\$150,000	\$750,000	\$925,000	\$200,000	\$3,850,000
General Obligation Bonds/Notes	\$1,825,000	\$150,000	\$750,000	\$925,000	\$200,000	\$3,850,000
Operating Funds	-	-	\$135,000	-	-	\$135,000
Enterprise/Utility Funds	-	-	\$135,000	-	-	\$135,000
	\$1,825,000	\$150,000	\$885,000	\$925,000	\$200,000	\$3,985,000

Requests

Funding Source	Past	2023	2024	2025	2026	2027	Total
[753]: Police Department Remodel							
<i>Police</i>							
Borrowing - General Obligation Bonds/Notes	\$1,300,000	\$750,000	-	-	-	-	\$2,050,000
	\$1,300,000	\$750,000	-	-	-	-	\$2,050,000
[416]: City Hall 5th Floor Remodel							
<i>Information Technology</i>							
Borrowing - General Obligation Bonds/Notes	\$30,000	\$700,000	-	-	-	-	\$730,000
	\$30,000	\$700,000	-	-	-	-	\$730,000
[779]: Emergency Operations Center Relocation							
<i>Grounds and Buildings</i>							
Borrowing - General Obligation Bonds/Notes	-	\$200,000	-	-	-	-	\$200,000
	-	\$200,000	-	-	-	-	\$200,000
[561]: City Hall Plumbing Repairs/Bathroom Remodel							
<i>Grounds and Buildings</i>							
Borrowing - General Obligation Bonds/Notes	\$100,000	\$100,000	\$100,000	\$100,000	\$100,000	-	\$500,000
	\$100,000	\$100,000	\$100,000	\$100,000	\$100,000	-	\$500,000
[542]: City Hall Networking Cable Replacement							
<i>Information Technology</i>							
Borrowing - General Obligation Bonds/Notes	\$50,000	\$75,000	\$50,000	-	-	-	\$175,000
	\$50,000	\$75,000	\$50,000	-	-	-	\$175,000
[562]: City Hall Air Handler Replacement							
<i>Grounds and Buildings</i>							
Borrowing - General Obligation Bonds/Notes	-	-	-	\$450,000	\$450,000	-	\$900,000
	-	-	-	\$450,000	\$450,000	-	\$900,000
[563]: City Hall Windows, Air Seal Replacements							
<i>Grounds and Buildings</i>							
Borrowing - General Obligation Bonds/Notes	-	-	-	\$200,000	\$200,000	\$200,000	\$600,000
	-	-	-	\$200,000	\$200,000	\$200,000	\$600,000
[810]: Remodel Utility Office at City Hall							
<i>Sanitary Sewer Utility; Stormwater Utility; Water Utility</i>							
Operating - Sanitary Sewer Utility Funds	-	-	-	\$45,000	-	-	\$45,000
Operating - Storm Water Utility Funds	-	-	-	\$45,000	-	-	\$45,000
Operating - Water Utility Funds	-	-	-	\$45,000	-	-	\$45,000
	-	-	-	\$135,000	-	-	\$135,000
[564]: City Hall Parking Lot							
<i>Grounds and Buildings</i>							
Borrowing - General Obligation Bonds/Notes	-	-	-	-	\$125,000	-	\$125,000
	-	-	-	-	\$125,000	-	\$125,000

Requests

Funding Source	Past	2023	2024	2025	2026	2027	Total
[663]: City Hall Stairwell Refurbishments							
<i>Grounds and Buildings</i>							
Borrowing - General Obligation Bonds/Notes	-	-	-	-	\$50,000	-	\$50,000
	-	-	-	-	\$50,000	-	\$50,000

La Crosse Center

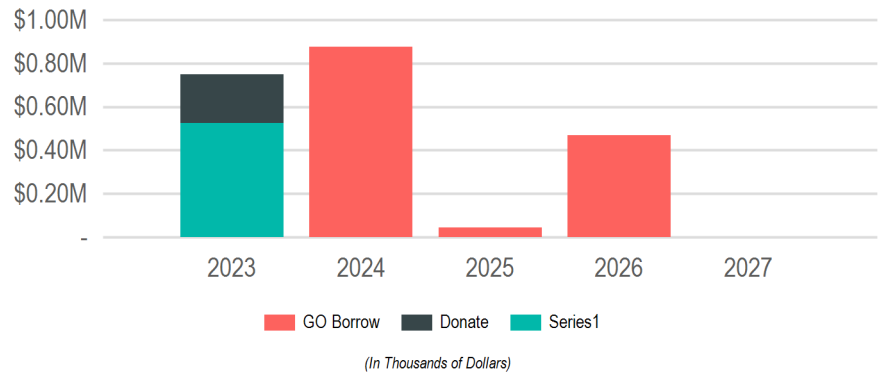
2023 Total Funding

\$750,000

2023 New Borrowing

2023 City Funded

\$525,000



Funding Sources

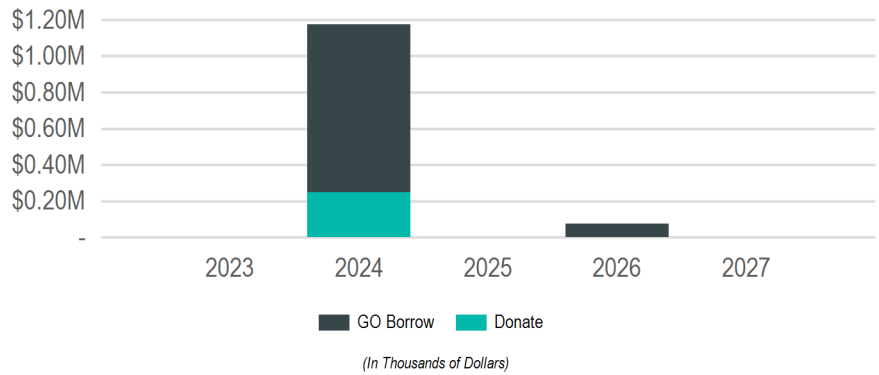
Source	2023	2024	2025	2026	2027	Total
Borrowing	-	\$875,000	\$45,000	\$470,000	-	\$1,390,000
General Obligation Bonds/Notes	-	\$875,000	\$45,000	\$470,000	-	\$1,390,000
Donations & Outside Funding	\$225,000	-	-	-	-	\$225,000
Donations	\$225,000	-	-	-	-	\$225,000
Special Funds	\$525,000	-	-	-	-	\$525,000
La Crosse Center Surplus Funds	\$525,000	-	-	-	-	\$525,000
	\$750,000	\$875,000	\$45,000	\$470,000	-	\$2,140,000

Requests

Funding Source	Past	2023	2024	2025	2026	2027	Total
[760]: 3 Boilers for the La Crosse Center							
<i>La Crosse Center</i>							
Outside - Donations	-	\$225,000	-	-	-	-	\$225,000
Special - La Crosse Center Surplus Funds	-	\$525,000	-	-	-	-	\$525,000
	-	\$750,000	-	-	-	-	\$750,000
[643]: Roof Replacement for South Hall A and Lobby							
<i>La Crosse Center</i>							
Borrowing - General Obligation Bonds/Notes	-	-	\$700,000	-	-	-	\$700,000
	-	-	\$700,000	-	-	-	\$700,000
[805]: South Ballroom Carpeting							
<i>La Crosse Center</i>							
Borrowing - General Obligation Bonds/Notes	-	-	\$175,000	-	-	-	\$175,000
	-	-	\$175,000	-	-	-	\$175,000
[642]: Sound System for South Hall B, Ballroom, Foyer and Boardrooms							
<i>La Crosse Center</i>							
Borrowing - General Obligation Bonds/Notes	-	-	-	\$45,000	-	-	\$45,000
	-	-	-	\$45,000	-	-	\$45,000
[540]: Restroom remodeling in South Facility							
<i>La Crosse Center</i>							
Borrowing - General Obligation Bonds/Notes	-	-	-	-	\$360,000	-	\$360,000
	-	-	-	-	\$360,000	-	\$360,000
[709]: Outside Doors in South Hall and Production							
<i>La Crosse Center</i>							
Borrowing - General Obligation Bonds/Notes	-	-	-	-	\$110,000	-	\$110,000
	-	-	-	-	\$110,000	-	\$110,000

Library

2023 Total Funding
2023 New Borrowing
2023 City Funded



Funding Sources

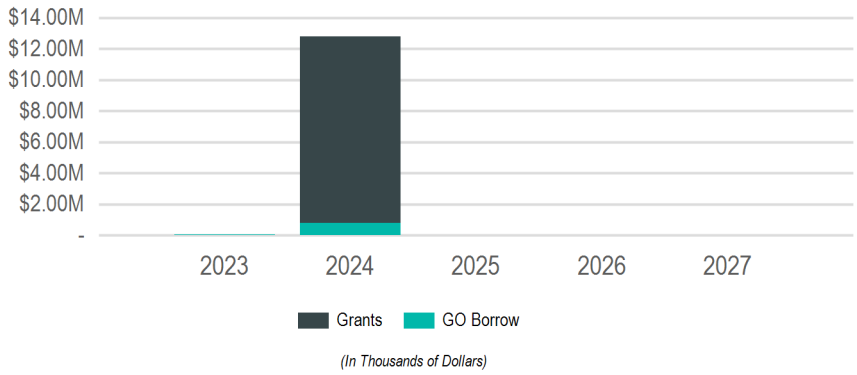
Source	2023	2024	2025	2026	2027	Total
Borrowing	-	\$925,000	-	\$75,000	-	\$1,000,000
General Obligation Bonds/Notes	-	\$925,000	-	\$75,000	-	\$1,000,000
Donations & Outside Funding	-	\$250,000	-	-	-	\$250,000
Donations	-	\$250,000	-	-	-	\$250,000
	-	\$1,175,000	-	\$75,000	-	\$1,250,000

Requests

Funding Source	Past	2023	2024	2025	2026	2027	Total
[466]: South Community Library Remodel							
<i>Library</i>							
Borrowing - General Obligation Bonds/Notes	\$500,000	-	\$750,000	-	-	-	\$1,250,000
	\$500,000	-	\$750,000	-	-	-	\$1,250,000
[467]: Main Branch Library Main Hall Remodel							
<i>Library</i>							
Borrowing - General Obligation Bonds/Notes	\$75,000	-	\$175,000	-	-	-	\$250,000
Outside - Donations	\$52,464	-	\$250,000	-	-	-	\$302,464
	\$127,464	-	\$425,000	-	-	-	\$552,464
[543]: North Community Library Boiler Replacement							
<i>Library</i>							
Borrowing - General Obligation Bonds/Notes	-	-	-	-	\$75,000	-	\$75,000
	-	-	-	-	\$75,000	-	\$75,000

Municipal Service Center

2023 Total Funding
\$50,000
2023 New Borrowing
\$50,000
2023 City Funded
\$50,000



Funding Sources

Source	2023	2024	2025	2026	2027	Total
Borrowing	\$50,000	\$800,000	-	-	-	\$850,000
General Obligation Bonds/Notes	\$50,000	\$800,000	-	-	-	\$850,000
Grants & Other Intergovernmental	-	\$12,000,000	-	-	-	\$12,000,000
Federal	-	\$12,000,000	-	-	-	\$12,000,000
	\$50,000	\$12,800,000	-	-	-	\$12,850,000

Requests

Funding Source	Past	2023	2024	2025	2026	2027	Total
[825]: Municipal Services Center - Brine Tank Addition							
<i>Streets</i>							
Borrowing - General Obligation Bonds/Notes	-	\$50,000	\$800,000	-	-	-	\$850,000
	-	\$50,000	\$800,000	-	-	-	\$850,000
[838]: New Transit Facility							
<i>Municipal Transit Utility</i>							
Grants - Federal	-	-	\$12,000,000	-	-	-	\$12,000,000
	-	-	\$12,000,000	-	-	-	\$12,000,000

Others

2023 Total Funding

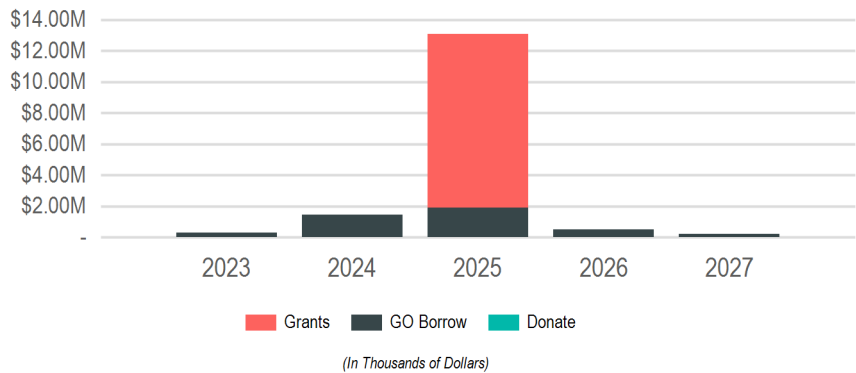
\$300,000

2023 New Borrowing

\$300,000

2023 City Funded

\$300,000



Funding Sources

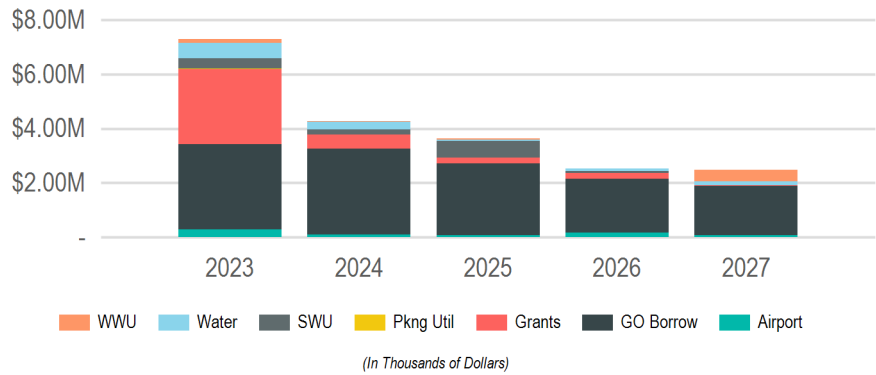
Source	2023	2024	2025	2026	2027	Total
Borrowing	\$300,000	\$1,450,000	\$1,900,000	\$500,000	\$200,000	\$4,350,000
General Obligation Bonds/Notes	\$300,000	\$1,450,000	\$1,900,000	\$500,000	\$200,000	\$4,350,000
Grants & Other Intergovernmental	-	-	\$11,200,000	-	-	\$11,200,000
Federal	-	-	\$11,200,000	-	-	\$11,200,000
	\$300,000	\$1,450,000	\$13,100,000	\$500,000	\$200,000	\$15,550,000

Requests

Funding Source	Past	2023	2024	2025	2026	2027	Total
[277]: ADA Transition Plan							
<i>Engineering</i>							
Borrowing - General Obligation Bonds/Notes	-	\$150,000	\$150,000	\$150,000	-	-	\$450,000
Other - Existing Bond Funds	\$50,000	-	-	-	-	-	\$50,000
	\$50,000	\$150,000	\$150,000	\$150,000	-	-	\$500,000
[804]: Climate Action Plan Implementation							
<i>Planning and Development</i>							
Borrowing - General Obligation Bonds/Notes	-	\$150,000	\$150,000	\$150,000	\$150,000	\$150,000	\$750,000
	-	\$150,000	\$150,000	\$150,000	\$150,000	\$150,000	\$750,000
[656]: Public Market							
<i>Planning and Development</i>							
Borrowing - General Obligation Bonds/Notes	-	-	\$1,000,000	\$1,500,000	-	-	\$2,500,000
Grants - Federal	-	-	-	\$11,200,000	-	-	\$11,200,000
	-	-	\$1,000,000	\$12,700,000	-	-	\$13,700,000
[766]: Security Infrastructure Update							
<i>Grounds and Buildings</i>							
Borrowing - General Obligation Bonds/Notes	-	-	\$150,000	-	-	-	\$150,000
	-	-	\$150,000	-	-	-	\$150,000
[701]: South Side Neighborhood Center Roof							
<i>Parks, Recreation and Forestry</i>							
Borrowing - General Obligation Bonds/Notes	-	-	-	\$50,000	-	-	\$50,000
	-	-	-	\$50,000	-	-	\$50,000
[803]: Interior Networking Cable Plant Replacement							
<i>Information Technology</i>							
Borrowing - General Obligation Bonds/Notes	-	-	-	\$50,000	\$50,000	\$50,000	\$150,000
	-	-	-	\$50,000	\$50,000	\$50,000	\$150,000
[777]: Green Island Ice Arena Roof							
<i>Parks, Recreation and Forestry</i>							
Borrowing - General Obligation Bonds/Notes	-	-	-	-	\$300,000	-	\$300,000
	-	-	-	-	\$300,000	-	\$300,000

Capital Equipment

2023 Total Funding
\$7,284,298
2023 New Borrowing
\$3,146,779
2023 City Funded
\$4,532,779



Departments

Department	2023	2024	2025	2026	2027	Total
General Government	\$3,118,298	\$3,153,975	\$2,663,648	\$2,000,980	\$1,845,879	\$12,782,780
Citywide	\$218,978	\$222,757	\$226,648	\$237,980	\$249,879	\$1,156,242
Fire	\$1,369,820	\$1,049,000	\$187,000	\$102,000	\$152,000	\$2,859,820
Information Technology	\$349,000	\$839,000	\$1,150,000	\$751,000	\$644,000	\$3,733,000
La Crosse Center	\$14,000	\$50,000	\$50,000	\$50,000	-	\$164,000
Parks, Recreation and Forestry	\$236,000	\$292,000	\$225,000	\$239,000	\$220,000	\$1,212,000
Police	\$20,000	\$20,000	\$20,000	\$20,000	\$20,000	\$100,000
Refuse and Recycling	\$36,000	\$61,218	\$92,000	-	\$16,000	\$205,218
Streets	\$874,500	\$620,000	\$713,000	\$601,000	\$544,000	\$3,352,500
Enterprise Funds	\$1,826,000	\$1,116,000	\$961,000	\$515,000	\$625,000	\$5,043,000
Airport	\$720,000	\$625,000	\$267,000	\$355,000	\$65,000	\$2,032,000
Parking	\$18,000	-	-	-	-	\$18,000
Sanitary Sewer Utility	\$143,000	\$31,000	\$42,000	-	\$420,000	\$636,000
Stormwater Utility	\$395,000	\$180,000	\$615,000	\$70,000	-	\$1,260,000
Water Utility	\$550,000	\$280,000	\$37,000	\$90,000	\$140,000	\$1,097,000
Special Revenue Funds	\$2,340,000	-	-	-	-	\$2,340,000
Municipal Transit	\$2,340,000	-	-	-	-	\$2,340,000
Total	\$7,284,298	\$4,269,975	\$3,624,648	\$2,515,980	\$2,470,879	\$20,165,780

Funding Sources

Source	2023	2024	2025	2026	2027	Total
Borrowing	\$3,146,779	\$3,139,954	\$2,649,587	\$1,986,216	\$1,830,377	\$12,752,913
General Obligation Bonds/Notes	\$3,146,779	\$3,139,954	\$2,649,587	\$1,986,216	\$1,830,377	\$12,752,913
Grants & Other Intergovernmental	\$2,751,519	\$529,021	\$205,311	\$194,764	\$15,502	\$3,696,117
Federal	\$865,538	\$515,000	\$191,250	\$180,000	-	\$1,751,788
Local	\$13,981	\$14,021	\$14,061	\$14,764	\$15,502	\$72,329
State	\$1,872,000	-	-	-	-	\$1,872,000
Operating Funds	\$1,386,000	\$601,000	\$769,750	\$335,000	\$625,000	\$3,716,750
Enterprise/Utility Funds	\$1,386,000	\$601,000	\$769,750	\$335,000	\$625,000	\$3,716,750
Total	\$7,284,298	\$4,269,975	\$3,624,648	\$2,515,980	\$2,470,879	\$20,165,780

General Government - Citywide

2023 Total Funding

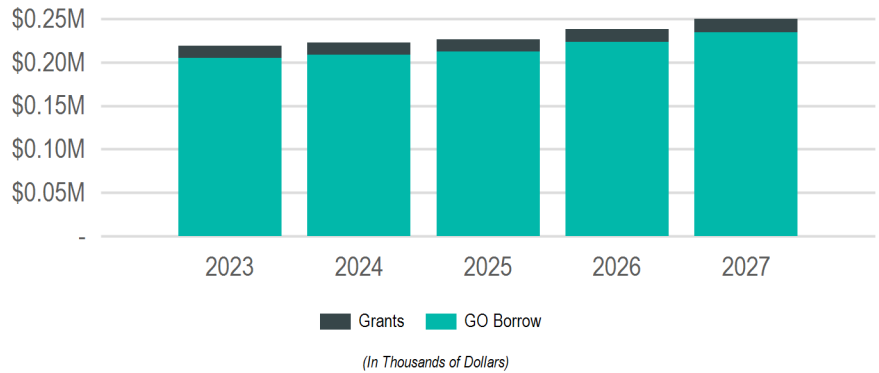
\$218,978

2023 New Borrowing

\$204,997

2023 City Funded

\$204,997



Funding Sources

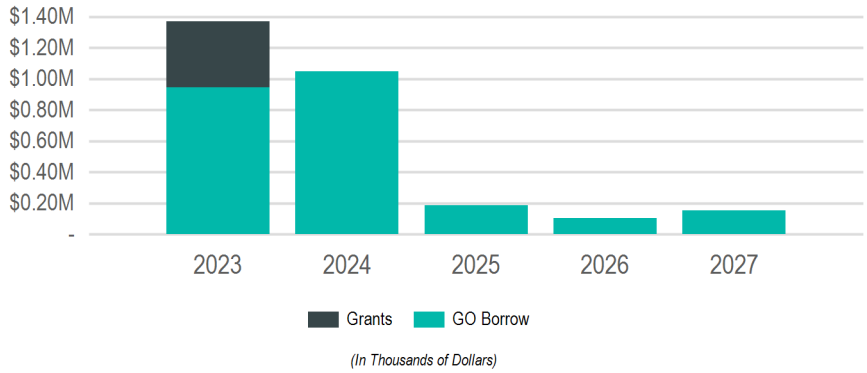
Source	2023	2024	2025	2026	2027	Total
Borrowing	\$204,997	\$208,736	\$212,587	\$223,216	\$234,377	\$1,083,913
General Obligation Bonds/Notes	\$204,997	\$208,736	\$212,587	\$223,216	\$234,377	\$1,083,913
Grants & Other Intergovernmental	\$13,981	\$14,021	\$14,061	\$14,764	\$15,502	\$72,329
Local	\$13,981	\$14,021	\$14,061	\$14,764	\$15,502	\$72,329
	\$218,978	\$222,757	\$226,648	\$237,980	\$249,879	\$1,156,242

Requests

Funding Source	Past	2023	2024	2025	2026	2027	Total
[E275]: P25 Radio System/NICE Logger/SUS/RSUS Service							
<i>Citywide</i>							
Borrowing - General Obligation Bonds/Notes	\$192,696	\$204,997	\$208,736	\$212,587	\$223,216	\$234,377	\$1,276,609
Grants - Local	\$13,669	\$13,981	\$14,021	\$14,061	\$14,764	\$15,502	\$85,998
	\$206,365	\$218,978	\$222,757	\$226,648	\$237,980	\$249,879	\$1,362,607

General Government - Fire

2023 Total Funding
\$1,369,820
2023 New Borrowing
\$944,282
2023 City Funded
\$944,282



Funding Sources

Source	2023	2024	2025	2026	2027	Total
Borrowing	\$944,282	\$1,049,000	\$187,000	\$102,000	\$152,000	\$2,434,282
General Obligation Bonds/Notes	\$944,282	\$1,049,000	\$187,000	\$102,000	\$152,000	\$2,434,282
Grants & Other Intergovernmental	\$425,538	-	-	-	-	\$425,538
Federal	\$425,538	-	-	-	-	\$425,538
	\$1,369,820	\$1,049,000	\$187,000	\$102,000	\$152,000	\$2,859,820

Requests

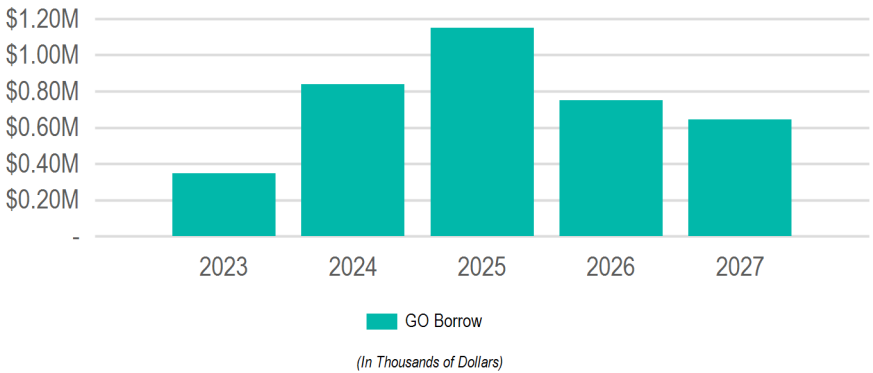
Funding Source	Past	2023	2024	2025	2026	2027	Total
[E194]: Fire Engine							
<i>Fire</i>							
Borrowing - General Obligation Bonds/Notes	-	\$700,000	-	-	-	-	\$700,000
	-	\$700,000	-	-	-	-	\$700,000
[E311]: Dual Band Radios							
<i>Fire</i>							
Borrowing - General Obligation Bonds/Notes	-	\$47,282	-	-	-	-	\$47,282
Grants - Federal	-	\$425,538	-	-	-	-	\$425,538
	-	\$472,820	-	-	-	-	\$472,820
[E109]: Special Operations Teams and Urban Search and Rescue Response Equipment							
<i>Fire</i>							
Borrowing - General Obligation Bonds/Notes	\$80,000	\$80,000	\$80,000	\$80,000	\$80,000	\$80,000	\$480,000
	\$80,000	\$80,000	\$80,000	\$80,000	\$80,000	\$80,000	\$480,000
[E119]: Cardiac Monitors and Associated Equipment							
<i>Fire</i>							
Borrowing - General Obligation Bonds/Notes	-	\$55,000	-	\$65,000	-	-	\$120,000
	-	\$55,000	-	\$65,000	-	-	\$120,000
[E196]: Thermal Imaging Cameras							
<i>Fire</i>							
Borrowing - General Obligation Bonds/Notes	\$30,000	\$40,000	-	\$20,000	-	-	\$90,000
	\$30,000	\$40,000	-	\$20,000	-	-	\$90,000
[E96]: Advanced Life Support/Basic Life Support Emergency Medical Services Equipment							
<i>Fire</i>							
Borrowing - General Obligation Bonds/Notes	\$22,000	\$22,000	\$22,000	\$22,000	\$22,000	\$22,000	\$132,000
	\$22,000	\$22,000	\$22,000	\$22,000	\$22,000	\$22,000	\$132,000
[E263]: Hazardous Materials Team Response Vehicle							
<i>Fire</i>							
Borrowing - General Obligation Bonds/Notes	-	-	\$850,000	-	-	-	\$850,000
	-	-	\$850,000	-	-	-	\$850,000
[E310]: Skid Steer loader							
<i>Fire</i>							
Borrowing - General Obligation Bonds/Notes	-	-	\$59,000	-	-	-	\$59,000
	-	-	\$59,000	-	-	-	\$59,000
[E193]: Structural Firefighting Helmets							
<i>Fire</i>							
Borrowing - General Obligation Bonds/Notes	-	-	\$38,000	-	-	-	\$38,000
	-	-	\$38,000	-	-	-	\$38,000

Requests

Funding Source	Past	2023	2024	2025	2026	2027	Total
[E97]: Training Site - Equipment Improvements and Live Burn Engineering Requirements							
<i>Fire</i>							
Borrowing - General Obligation Bonds/Notes	\$150,000	-	-	-	-	\$50,000	\$200,000
	\$150,000	-	-	-	-	\$50,000	\$200,000

General Government - Information Technology

2023 Total Funding
\$349,000
2023 New Borrowing
\$349,000
2023 City Funded
\$349,000



Funding Sources

Source	2023	2024	2025	2026	2027	Total
Borrowing	\$349,000	\$839,000	\$1,150,000	\$751,000	\$644,000	\$3,733,000
General Obligation Bonds/Notes	\$349,000	\$839,000	\$1,150,000	\$751,000	\$644,000	\$3,733,000
	\$349,000	\$839,000	\$1,150,000	\$751,000	\$644,000	\$3,733,000

Requests

Funding Source	Past	2023	2024	2025	2026	2027	Total
[E105]: Networking/Backbone Upgrades							
<i>Information Technology</i>							
Borrowing - General Obligation Bonds/Notes	\$557,000	\$179,000	\$484,000	\$910,000	\$579,000	\$404,000	\$3,113,000
	\$557,000	\$179,000	\$484,000	\$910,000	\$579,000	\$404,000	\$3,113,000
[E61]: City Technology Upgrades							
<i>Information Technology</i>							
Borrowing - General Obligation Bonds/Notes	-	\$130,000	\$315,000	\$200,000	\$132,000	\$200,000	\$977,000
	-	\$130,000	\$315,000	\$200,000	\$132,000	\$200,000	\$977,000
[E101]: Domain Awareness, Building Security and Smart City							
<i>Information Technology</i>							
Borrowing - General Obligation Bonds/Notes	-	\$40,000	\$40,000	\$40,000	\$40,000	\$40,000	\$200,000
	-	\$40,000	\$40,000	\$40,000	\$40,000	\$40,000	\$200,000

General Government - La Crosse Center

2023 Total Funding

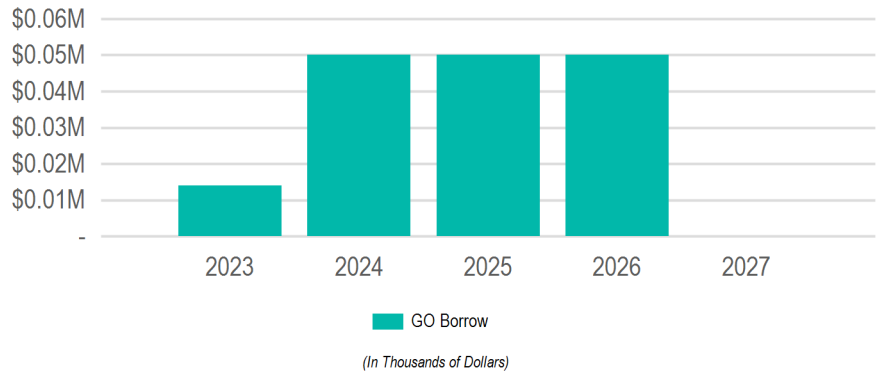
\$14,000

2023 New Borrowing

\$14,000

2023 City Funded

\$14,000



Funding Sources

Source	2023	2024	2025	2026	2027	Total
Borrowing	\$14,000	\$50,000	\$50,000	\$50,000	-	\$164,000
General Obligation Bonds/Notes	\$14,000	\$50,000	\$50,000	\$50,000	-	\$164,000
	\$14,000	\$50,000	\$50,000	\$50,000	-	\$164,000

Requests

Funding Source	Past	2023	2024	2025	2026	2027	Total
----------------	------	------	------	------	------	------	-------

[E283]: Cement Benches in Front of Facility for Public Use

La Crosse Center

Borrowing - General Obligation Bonds/Notes	-	\$14,000	-	-	-	-	\$14,000
	-	\$14,000	-	-	-	-	\$14,000

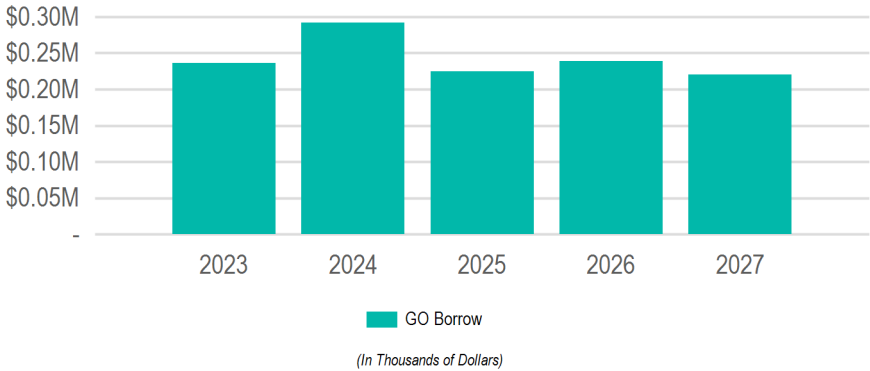
[E298]: Furniture, Fixtures and Equipment Replacement

La Crosse Center

Borrowing - General Obligation Bonds/Notes	\$50,000	-	\$50,000	\$50,000	\$50,000	-	\$200,000
	\$50,000	-	\$50,000	\$50,000	\$50,000	-	\$200,000

General Government - Parks, Recreation and Forestry

2023 Total Funding
\$236,000
2023 New Borrowing
\$236,000
2023 City Funded
\$236,000



Funding Sources

Source	2023	2024	2025	2026	2027	Total
Borrowing	\$236,000	\$292,000	\$225,000	\$239,000	\$220,000	\$1,212,000
General Obligation Bonds/Notes	\$236,000	\$292,000	\$225,000	\$239,000	\$220,000	\$1,212,000
	\$236,000	\$292,000	\$225,000	\$239,000	\$220,000	\$1,212,000

Requests

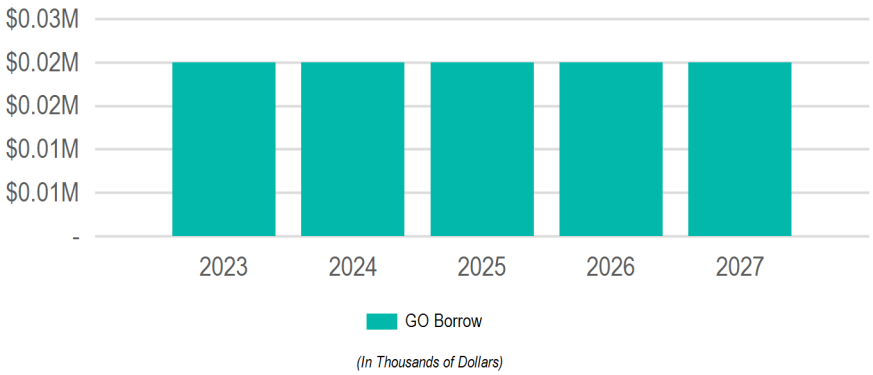
Funding Source	Past	2023	2024	2025	2026	2027	Total
[E233]: Log Truck							
<i>Parks, Recreation and Forestry</i>							
Borrowing - General Obligation Bonds/Notes	-	\$180,000	-	-	-	-	\$180,000
	-	\$180,000	-	-	-	-	\$180,000
[E320]: Pool Furnishings (Pool Chairs)							
<i>Parks, Recreation and Forestry</i>							
Borrowing - General Obligation Bonds/Notes	-	\$40,000	-	-	-	-	\$40,000
	-	\$40,000	-	-	-	-	\$40,000
[E234]: Buffalo Turbine Blower							
<i>Parks, Recreation and Forestry</i>							
Borrowing - General Obligation Bonds/Notes	-	\$16,000	-	-	-	-	\$16,000
	-	\$16,000	-	-	-	-	\$16,000
[E321]: Wide Area Lawn Mower							
<i>Parks, Recreation and Forestry</i>							
Borrowing - General Obligation Bonds/Notes	-	-	\$90,000	-	-	-	\$90,000
	-	-	\$90,000	-	-	-	\$90,000
[E237]: Wood Chipper							
<i>Parks, Recreation and Forestry</i>							
Borrowing - General Obligation Bonds/Notes	-	-	\$75,000	-	-	-	\$75,000
	-	-	\$75,000	-	-	-	\$75,000
[E227]: Toro Greenmaster							
<i>Parks, Recreation and Forestry</i>							
Borrowing - General Obligation Bonds/Notes	-	-	\$40,000	-	-	-	\$40,000
	-	-	\$40,000	-	-	-	\$40,000
[E241]: Stump Grinder							
<i>Parks, Recreation and Forestry</i>							
Borrowing - General Obligation Bonds/Notes	-	-	\$40,000	-	-	-	\$40,000
	-	-	\$40,000	-	-	-	\$40,000
[E239]: John Deere Turf Gator							
<i>Parks, Recreation and Forestry</i>							
Borrowing - General Obligation Bonds/Notes	-	-	\$32,000	-	-	-	\$32,000
	-	-	\$32,000	-	-	-	\$32,000
[E322]: Athletic Field Roller							
<i>Parks, Recreation and Forestry</i>							
Borrowing - General Obligation Bonds/Notes	-	-	\$15,000	-	-	-	\$15,000
	-	-	\$15,000	-	-	-	\$15,000

Requests

Funding Source	Past	2023	2024	2025	2026	2027	Total
[E266]: Aerial Lift Truck							
<i>Parks, Recreation and Forestry</i>							
Borrowing - General Obligation Bonds/Notes	-	-	-	\$195,000	-	-	\$195,000
	-	-	-	\$195,000	-	-	\$195,000
[E323]: Aluminum Flagpole							
<i>Parks, Recreation and Forestry</i>							
Borrowing - General Obligation Bonds/Notes	-	-	-	\$30,000	-	-	\$30,000
	-	-	-	\$30,000	-	-	\$30,000
[E325]: Front End Loader							
<i>Parks, Recreation and Forestry</i>							
Borrowing - General Obligation Bonds/Notes	-	-	-	-	\$120,000	-	\$120,000
	-	-	-	-	\$120,000	-	\$120,000
[E326]: Lawn Mower							
<i>Parks, Recreation and Forestry</i>							
Borrowing - General Obligation Bonds/Notes	-	-	-	-	\$60,000	-	\$60,000
	-	-	-	-	\$60,000	-	\$60,000
[E279]: Toro Workman Dedicated Sprayer							
<i>Parks, Recreation and Forestry</i>							
Borrowing - General Obligation Bonds/Notes	-	-	-	-	\$34,000	-	\$34,000
	-	-	-	-	\$34,000	-	\$34,000
[E277]: Sport Bleachers							
<i>Parks, Recreation and Forestry</i>							
Borrowing - General Obligation Bonds/Notes	-	-	-	-	\$25,000	-	\$25,000
	-	-	-	-	\$25,000	-	\$25,000
[E328]: Zamboni							
<i>Parks, Recreation and Forestry</i>							
Borrowing - General Obligation Bonds/Notes	-	-	-	-	-	\$150,000	\$150,000
	-	-	-	-	-	\$150,000	\$150,000
[E329]: Skid Steer							
<i>Parks, Recreation and Forestry</i>							
Borrowing - General Obligation Bonds/Notes	-	-	-	-	-	\$70,000	\$70,000
	-	-	-	-	-	\$70,000	\$70,000

General Government - Police

2023 Total Funding
\$20,000
2023 New Borrowing
\$20,000
2023 City Funded
\$20,000



Funding Sources

Source	2023	2024	2025	2026	2027	Total
Borrowing	\$20,000	\$20,000	\$20,000	\$20,000	\$20,000	\$100,000
General Obligation Bonds/Notes	\$20,000	\$20,000	\$20,000	\$20,000	\$20,000	\$100,000
	\$20,000	\$20,000	\$20,000	\$20,000	\$20,000	\$100,000

Requests

Funding Source	Past	2023	2024	2025	2026	2027	Total
----------------	------	------	------	------	------	------	-------

[E51]: Bullet Resistant Vests

Police	Past	2023	2024	2025	2026	2027	Total
Borrowing - General Obligation Bonds/Notes	\$20,000	\$20,000	\$20,000	\$20,000	\$20,000	\$20,000	\$120,000
	\$20,000	\$20,000	\$20,000	\$20,000	\$20,000	\$20,000	\$120,000

General Government - Refuse and Recycling

2023 Total Funding

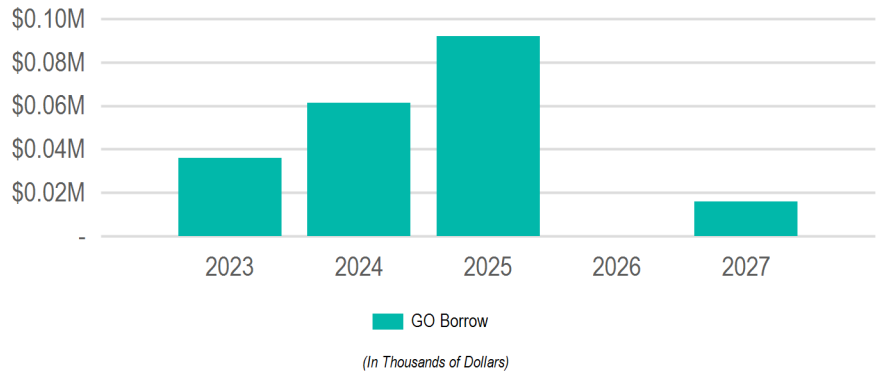
\$36,000

2023 New Borrowing

\$36,000

2023 City Funded

\$36,000



Funding Sources

Source	2023	2024	2025	2026	2027	Total
Borrowing	\$36,000	\$61,218	\$92,000	-	\$16,000	\$205,218
General Obligation Bonds/Notes	\$36,000	\$61,218	\$92,000	-	\$16,000	\$205,218
	\$36,000	\$61,218	\$92,000	-	\$16,000	\$205,218

Requests

Funding Source	Past	2023	2024	2025	2026	2027	Total
----------------	------	------	------	------	------	------	-------

[E297]: Compactor Box

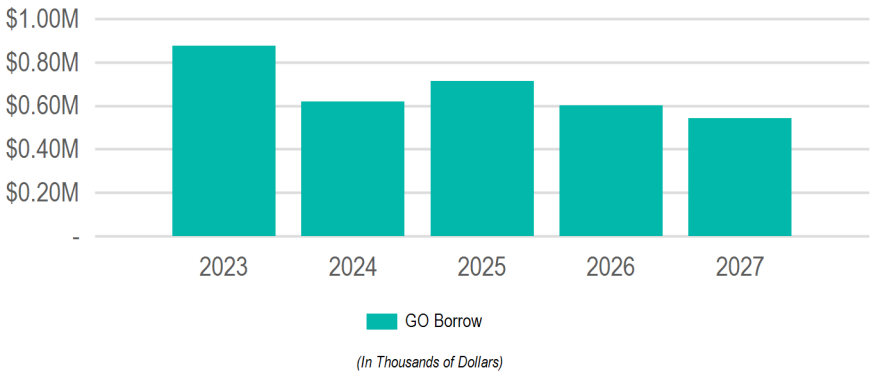
<i>Refuse and Recycling</i>							
Borrowing - General Obligation Bonds/Notes	\$10,000	\$36,000	-	\$25,000	-	\$16,000	\$87,000
	\$10,000	\$36,000	-	\$25,000	-	\$16,000	\$87,000

[E49]: Leaf Vacuum Collector

<i>Refuse and Recycling</i>							
Borrowing - General Obligation Bonds/Notes	-	-	\$61,218	\$67,000	-	-	\$128,218
	-	-	\$61,218	\$67,000	-	-	\$128,218

General Government - Streets

2023 Total Funding
\$874,500
2023 New Borrowing
\$874,500
2023 City Funded
\$874,500



Funding Sources

Source	2023	2024	2025	2026	2027	Total
Borrowing	\$874,500	\$620,000	\$713,000	\$601,000	\$544,000	\$3,352,500
General Obligation Bonds/Notes	\$874,500	\$620,000	\$713,000	\$601,000	\$544,000	\$3,352,500
	\$874,500	\$620,000	\$713,000	\$601,000	\$544,000	\$3,352,500

Requests

Funding Source	Past	2023	2024	2025	2026	2027	Total
[E92]: Motor Grader							
<i>Streets</i>							
Borrowing - General Obligation Bonds/Notes	-	\$310,000	\$280,000	-	-	-	\$590,000
	-	\$310,000	\$280,000	-	-	-	\$590,000
[E278]: Truck Vacuum Street Sweeper							
<i>Streets</i>							
Borrowing - General Obligation Bonds/Notes	-	\$297,000	-	-	-	-	\$297,000
	-	\$297,000	-	-	-	-	\$297,000
[E312]: Drive on Lift							
<i>Streets</i>							
Borrowing - General Obligation Bonds/Notes	-	\$165,000	-	-	-	-	\$165,000
	-	\$165,000	-	-	-	-	\$165,000
[E313]: Fork Lift							
<i>Streets</i>							
Borrowing - General Obligation Bonds/Notes	-	\$58,500	-	-	-	-	\$58,500
	-	\$58,500	-	-	-	-	\$58,500
[E314]: Portable Digital Reader Board							
<i>Streets</i>							
Borrowing - General Obligation Bonds/Notes	-	\$44,000	-	-	-	-	\$44,000
	-	\$44,000	-	-	-	-	\$44,000
[E87]: Single Axle Dump Truck w/Plow (Mail Box Cut)							
<i>Streets</i>							
Borrowing - General Obligation Bonds/Notes	\$166,000	-	\$162,000	-	\$166,000	\$171,000	\$665,000
	\$166,000	-	\$162,000	-	\$166,000	\$171,000	\$665,000
[E315]: Brine Making System							
<i>Streets</i>							
Borrowing - General Obligation Bonds/Notes	-	-	\$150,000	-	-	-	\$150,000
	-	-	\$150,000	-	-	-	\$150,000
[E223]: 10' Stainless Steel Spreader w/tanks/controls							
<i>Streets</i>							
Borrowing - General Obligation Bonds/Notes	-	-	\$28,000	-	-	-	\$28,000
	-	-	\$28,000	-	-	-	\$28,000
[E316]: Loader							
<i>Streets</i>							
Borrowing - General Obligation Bonds/Notes	-	-	-	\$285,000	-	-	\$285,000
	-	-	-	\$285,000	-	-	\$285,000

Requests

Funding Source	Past	2023	2024	2025	2026	2027	Total
[E86]: Tandem Axle Dump Truck w/belly plow							
<i>Streets</i>							
Borrowing - General Obligation Bonds/Notes	-	-	-	\$218,000	-	\$223,000	\$441,000
	-	-	-	\$218,000	-	\$223,000	\$441,000
[E91]: Quad Axle Dump Truck							
<i>Streets</i>							
Borrowing - General Obligation Bonds/Notes	\$190,000	-	-	\$210,000	-	-	\$400,000
	\$190,000	-	-	\$210,000	-	-	\$400,000
[E83]: Pelican Street Sweeper							
<i>Streets</i>							
Borrowing - General Obligation Bonds/Notes	-	-	-	-	\$291,000	-	\$291,000
	-	-	-	-	\$291,000	-	\$291,000
[E317]: Tar Kettle							
<i>Streets</i>							
Borrowing - General Obligation Bonds/Notes	-	-	-	-	\$74,000	-	\$74,000
	-	-	-	-	\$74,000	-	\$74,000
[E318]: Column Lift							
<i>Streets</i>							
Borrowing - General Obligation Bonds/Notes	-	-	-	-	\$70,000	-	\$70,000
	-	-	-	-	\$70,000	-	\$70,000
[E319]: Pavement Roller							
<i>Streets</i>							
Borrowing - General Obligation Bonds/Notes	-	-	-	-	-	\$150,000	\$150,000
	-	-	-	-	-	\$150,000	\$150,000

Enterprise Funds - Airport

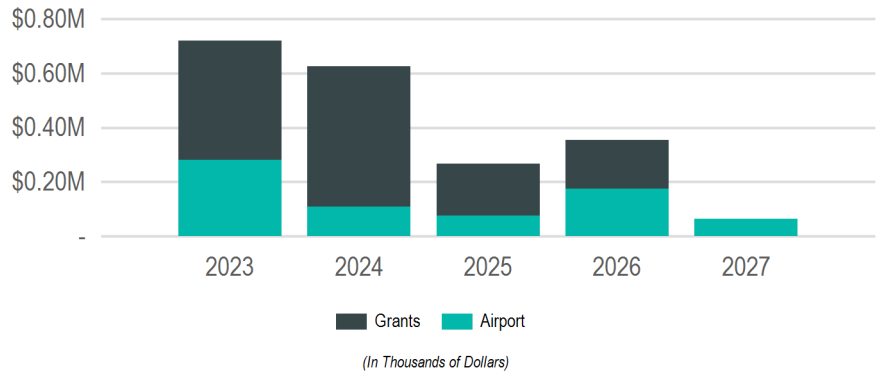
2023 Total Funding

\$720,000

2023 New Borrowing

2023 City Funded

\$280,000



Funding Sources

Source	2023	2024	2025	2026	2027	Total
Grants & Other Intergovernmental	\$440,000	\$515,000	\$191,250	\$180,000	-	\$1,326,250
Federal	\$440,000	\$515,000	\$191,250	\$180,000	-	\$1,326,250
Operating Funds	\$280,000	\$110,000	\$75,750	\$175,000	\$65,000	\$705,750
Enterprise/Utility Funds	\$280,000	\$110,000	\$75,750	\$175,000	\$65,000	\$705,750
	\$720,000	\$625,000	\$267,000	\$355,000	\$65,000	\$2,032,000

Requests

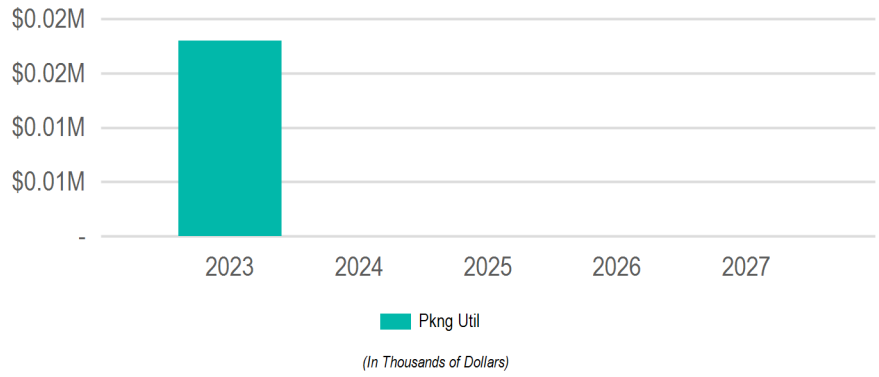
Funding Source	Past	2023	2024	2025	2026	2027	Total
[E44]: Airfield Plow Truck							
<i>Airport</i>							
Grants - Federal	-	\$440,000	-	-	-	-	\$440,000
Operating - Passenger Facility Charges	-	\$110,000	-	-	-	-	\$110,000
	-	\$550,000	-	-	-	-	\$550,000
[E169]: Wide Area Mower							
<i>Airport</i>							
Operating - Airport Operating Funds	-	\$85,000	-	-	-	-	\$85,000
	-	\$85,000	-	-	-	-	\$85,000
[E42]: Tar Kettle							
<i>Airport</i>							
Operating - Airport Operating Funds	-	\$85,000	-	-	-	-	\$85,000
	-	\$85,000	-	-	-	-	\$85,000
[E162]: Airfield De-Ice/Plow Truck							
<i>Airport</i>							
Grants - Federal	-	-	\$440,000	-	-	-	\$440,000
Operating - Airport Operating Funds	-	-	\$110,000	-	-	-	\$110,000
	-	-	\$550,000	-	-	-	\$550,000
[E333]: Airfield De-Ice Equipment							
<i>Airport</i>							
Grants - Federal	-	-	\$75,000	-	-	-	\$75,000
	-	-	\$75,000	-	-	-	\$75,000
[E163]: Tractor							
<i>Airport</i>							
Grants - Federal	-	-	-	\$120,000	-	-	\$120,000
Operating - Airport Operating Funds	-	-	-	\$30,000	-	-	\$30,000
	-	-	-	\$150,000	-	-	\$150,000
[E336]: Runway Closure Crosses							
<i>Airport</i>							
Grants - Federal	-	-	-	\$71,250	-	-	\$71,250
Operating - Airport Operating Funds	-	-	-	\$3,750	-	-	\$3,750
	-	-	-	\$75,000	-	-	\$75,000
[E334]: Rotary Cutter							
<i>Airport</i>							
Operating - Airport Operating Funds	-	-	-	\$42,000	-	-	\$42,000
	-	-	-	\$42,000	-	-	\$42,000

Requests

Funding Source	Past	2023	2024	2025	2026	2027	Total
[E289]: Sand Truck with Plow							
<i>Airport</i>							
Grants - Federal	-	-	-	-	\$180,000	-	\$180,000
Operating - Airport Operating Funds	-	-	-	-	\$45,000	-	\$45,000
	-	-	-	-	\$225,000	-	\$225,000
[E165]: Information Technology Equipment							
<i>Airport</i>							
Operating - Airport Operating Funds	-	-	-	-	\$75,000	-	\$75,000
	-	-	-	-	\$75,000	-	\$75,000
[E288]: Utility Mower							
<i>Airport</i>							
Operating - Airport Operating Funds	-	-	-	-	\$55,000	-	\$55,000
	-	-	-	-	\$55,000	-	\$55,000
[E335]: Maintenance Pickup							
<i>Airport</i>							
Operating - Airport Operating Funds	-	-	-	-	-	\$65,000	\$65,000
	-	-	-	-	-	\$65,000	\$65,000

Enterprise Funds - Parking

2023 Total Funding
\$18,000
2023 New Borrowing
2023 City Funded
\$18,000



Funding Sources

Source	2023	2024	2025	2026	2027	Total
Operating Funds	\$18,000	-	-	-	-	\$18,000
Enterprise/Utility Funds	\$18,000	-	-	-	-	\$18,000
	\$18,000	-	-	-	-	\$18,000

Requests

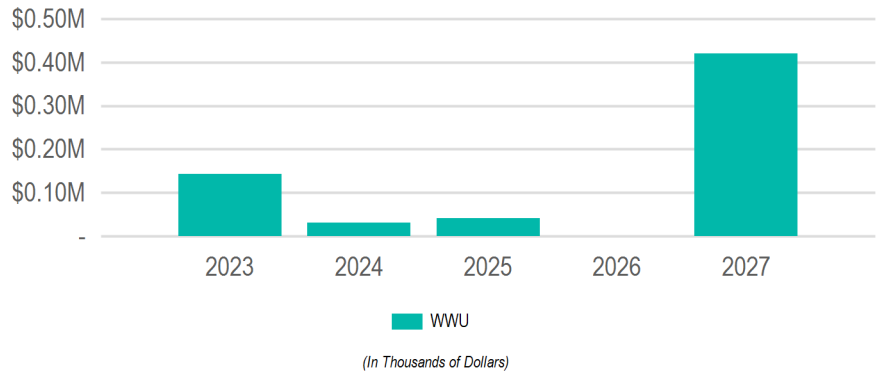
Funding Source	Past	2023	2024	2025	2026	2027	Total
----------------	------	------	------	------	------	------	-------

[E324]: Panasonic Toughbook FZ-55

Parking	Past	2023	2024	2025	2026	2027	Total
Operating - Parking Utility Funds	-	\$18,000	-	-	-	-	\$18,000
	-	\$18,000	-	-	-	-	\$18,000

Enterprise Funds - Sanitary Sewer Utility

2023 Total Funding
\$143,000
2023 New Borrowing
2023 City Funded
\$143,000



Funding Sources

Source	2023	2024	2025	2026	2027	Total
Operating Funds	\$143,000	\$31,000	\$42,000	-	\$420,000	\$636,000
Enterprise/Utility Funds	\$143,000	\$31,000	\$42,000	-	\$420,000	\$636,000
	\$143,000	\$31,000	\$42,000	-	\$420,000	\$636,000

Requests

Funding Source	Past	2023	2024	2025	2026	2027	Total
[E300]: Thickened Waste Activated Sludge Pump							
<i>Sanitary Sewer Utility</i>							
Operating - Sanitary Sewer Utility Funds	-	\$75,000	-	-	-	-	\$75,000
	-	\$75,000	-	-	-	-	\$75,000
[E302]: Wastewater System Reporting Software							
<i>Sanitary Sewer Utility</i>							
Operating - Sanitary Sewer Utility Funds	-	\$42,000	-	-	-	-	\$42,000
	-	\$42,000	-	-	-	-	\$42,000
[E305]: Rooftop HVAC							
<i>Sanitary Sewer Utility</i>							
Operating - Sanitary Sewer Utility Funds	-	\$15,000	\$15,000	-	-	-	\$30,000
	-	\$15,000	\$15,000	-	-	-	\$30,000
[E301]: Biosolids Building Pressure Washer System							
<i>Sanitary Sewer Utility</i>							
Operating - Sanitary Sewer Utility Funds	-	\$11,000	-	-	-	-	\$11,000
	-	\$11,000	-	-	-	-	\$11,000
[E306]: Lunch room rooftop HVAC							
<i>Sanitary Sewer Utility</i>							
Operating - Sanitary Sewer Utility Funds	-	-	\$16,000	-	-	-	\$16,000
	-	-	\$16,000	-	-	-	\$16,000
[E304]: Forklift							
<i>Sanitary Sewer Utility</i>							
Operating - Sanitary Sewer Utility Funds	-	-	-	\$42,000	-	-	\$42,000
	-	-	-	\$42,000	-	-	\$42,000
[E309]: Sewer Line Flushing Truck							
<i>Sanitary Sewer Utility</i>							
Operating - Sanitary Sewer Utility Funds	-	-	-	-	-	\$350,000	\$350,000
	-	-	-	-	-	\$350,000	\$350,000
[E308]: Utility Box Truck							
<i>Sanitary Sewer Utility</i>							
Operating - Sanitary Sewer Utility Funds	-	-	-	-	-	\$70,000	\$70,000
	-	-	-	-	-	\$70,000	\$70,000

Enterprise Funds - Stormwater Utility

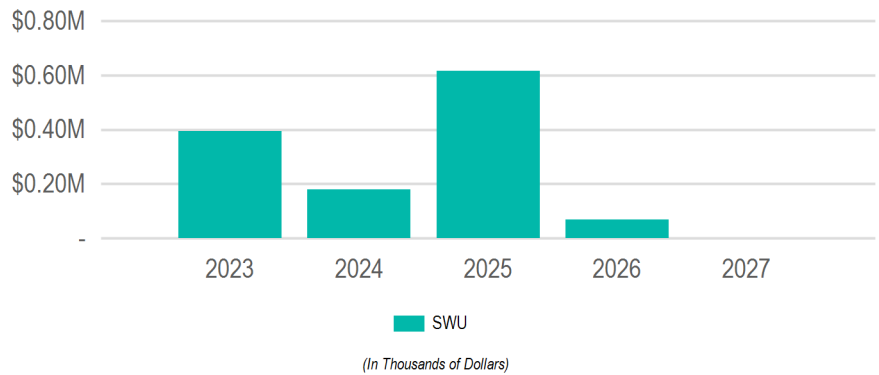
2023 Total Funding

\$395,000

2023 New Borrowing

2023 City Funded

\$395,000



Funding Sources

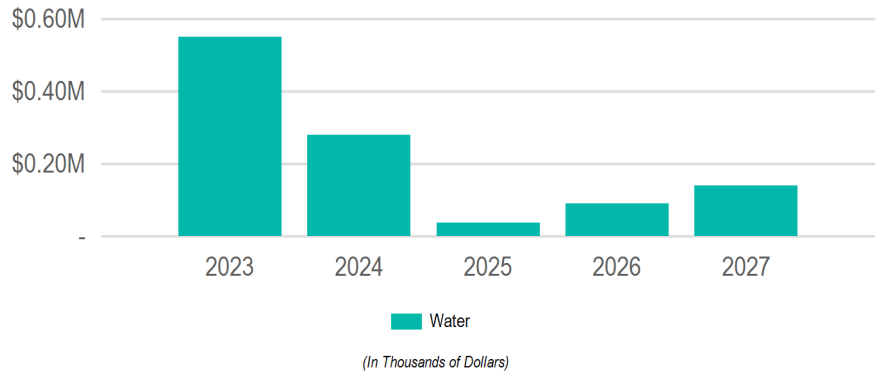
Source	2023	2024	2025	2026	2027	Total
Operating Funds	\$395,000	\$180,000	\$615,000	\$70,000	-	\$1,260,000
Enterprise/Utility Funds	\$395,000	\$180,000	\$615,000	\$70,000	-	\$1,260,000
	\$395,000	\$180,000	\$615,000	\$70,000	-	\$1,260,000

Requests

Funding Source	Past	2023	2024	2025	2026	2027	Total
[E264]: Vacuum Truck							
<i>Stormwater Utility</i>							
Operating - Storm Water Utility Funds	-	\$395,000	-	\$440,000	-	-	\$835,000
	-	\$395,000	-	\$440,000	-	-	\$835,000
[E191]: Mini Excavator							
<i>Stormwater Utility</i>							
Operating - Storm Water Utility Funds	-	-	\$120,000	-	-	-	\$120,000
	-	-	\$120,000	-	-	-	\$120,000
[E303]: Self-Priming Storm Water Pump							
<i>Stormwater Utility</i>							
Operating - Storm Water Utility Funds	-	-	\$60,000	-	\$70,000	-	\$130,000
	-	-	\$60,000	-	\$70,000	-	\$130,000
[E253]: Dump Truck							
<i>Stormwater Utility</i>							
Operating - Storm Water Utility Funds	-	-	-	\$175,000	-	-	\$175,000
	-	-	-	\$175,000	-	-	\$175,000

Enterprise Funds - Water Utility

2023 Total Funding
\$550,000
2023 New Borrowing
2023 City Funded
\$550,000



Funding Sources

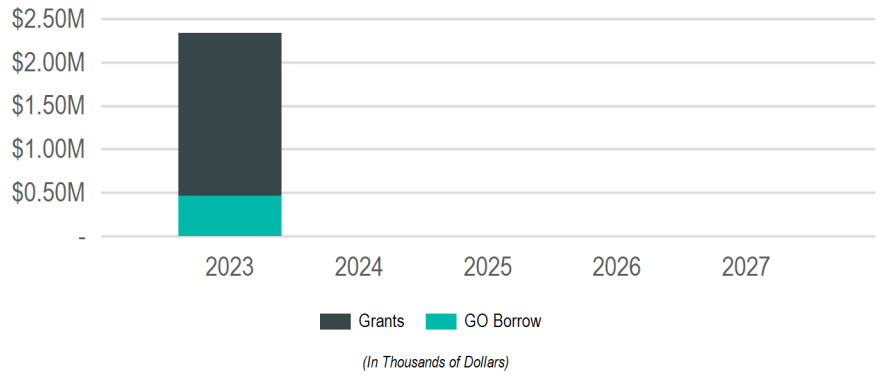
Source	2023	2024	2025	2026	2027	Total
Operating Funds	\$550,000	\$280,000	\$37,000	\$90,000	\$140,000	\$1,097,000
Enterprise/Utility Funds	\$550,000	\$280,000	\$37,000	\$90,000	\$140,000	\$1,097,000
	\$550,000	\$280,000	\$37,000	\$90,000	\$140,000	\$1,097,000

Requests

Funding Source	Past	2023	2024	2025	2026	2027	Total
[E294]: Vacuum Excavator							
<i>Water Utility</i>							
Operating - Water Utility Funds	-	\$550,000	-	-	-	-	\$550,000
	-	\$550,000	-	-	-	-	\$550,000
[E220]: Utility Dump Truck							
<i>Water Utility</i>							
Operating - Water Utility Funds	-	-	\$150,000	-	-	-	\$150,000
	-	-	\$150,000	-	-	-	\$150,000
[E292]: Tractor Loader Backhoe							
<i>Water Utility</i>							
Operating - Water Utility Funds	\$130,000	-	\$130,000	-	-	-	\$260,000
	\$130,000	-	\$130,000	-	-	-	\$260,000
[E330]: Truck Mounted Valve Turner							
<i>Water Utility</i>							
Operating - Water Utility Funds	-	-	-	\$25,000	-	-	\$25,000
	-	-	-	\$25,000	-	-	\$25,000
[E331]: Walk Behind Saw							
<i>Water Utility</i>							
Operating - Water Utility Funds	-	-	-	\$12,000	-	-	\$12,000
	-	-	-	\$12,000	-	-	\$12,000
[E295]: Skid Steer Loader							
<i>Water Utility</i>							
Operating - Water Utility Funds	-	-	-	-	\$75,000	-	\$75,000
	-	-	-	-	\$75,000	-	\$75,000
[E296]: Miller Welder #1							
<i>Water Utility</i>							
Operating - Water Utility Funds	-	-	-	-	\$15,000	-	\$15,000
	-	-	-	-	\$15,000	-	\$15,000
[E327]: Dump Truck							
<i>Water Utility</i>							
Operating - Water Utility Funds	-	-	-	-	-	\$140,000	\$140,000
	-	-	-	-	-	\$140,000	\$140,000

Special Revenue Funds - Municipal Transit

2023 Total Funding
\$2,340,000
2023 New Borrowing
\$468,000
2023 City Funded
\$468,000



Funding Sources

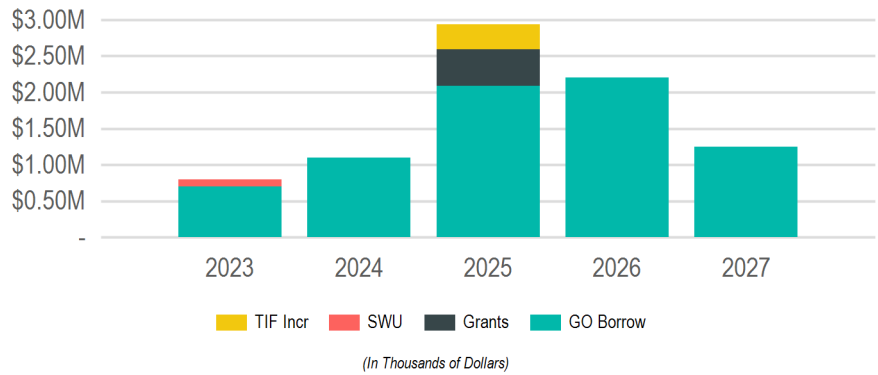
Source	2023	2024	2025	2026	2027	Total
Borrowing	\$468,000	-	-	-	-	\$468,000
General Obligation Bonds/Notes	\$468,000	-	-	-	-	\$468,000
Grants & Other Intergovernmental	\$1,872,000	-	-	-	-	\$1,872,000
State	\$1,872,000	-	-	-	-	\$1,872,000
	\$2,340,000	-	-	-	-	\$2,340,000

Requests

Funding Source	Past	2023	2024	2025	2026	2027	Total
[E337]: Hybrid Buses							
<i>Municipal Transit</i>							
Borrowing - General Obligation Bonds/Notes	-	\$468,000	-	-	-	-	\$468,000
Grants - State	-	\$1,872,000	-	-	-	-	\$1,872,000
	-	\$2,340,000	-	-	-	-	\$2,340,000

Flood Control, Harbors & Waterfront

2023 Total Funding
\$800,000
2023 New Borrowing
\$700,000
2023 City Funded
\$800,000



Funding Sources

Source	2023	2024	2025	2026	2027	Total
Borrowing	\$700,000	\$1,100,000	\$2,090,000	\$2,200,000	\$1,250,000	\$7,340,000
General Obligation Bonds/Notes	\$700,000	\$1,100,000	\$2,090,000	\$2,200,000	\$1,250,000	\$7,340,000
Grants & Other Intergovernmental	-	-	\$500,000	-	-	\$500,000
Federal	-	-	\$500,000	-	-	\$500,000
Operating Funds	\$100,000	-	-	-	-	\$100,000
Enterprise/Utility Funds	\$100,000	-	-	-	-	\$100,000
Taxation	-	-	\$350,000	-	-	\$350,000
TIF Increment	-	-	\$350,000	-	-	\$350,000
	\$800,000	\$1,100,000	\$2,940,000	\$2,200,000	\$1,250,000	\$8,290,000

Requests

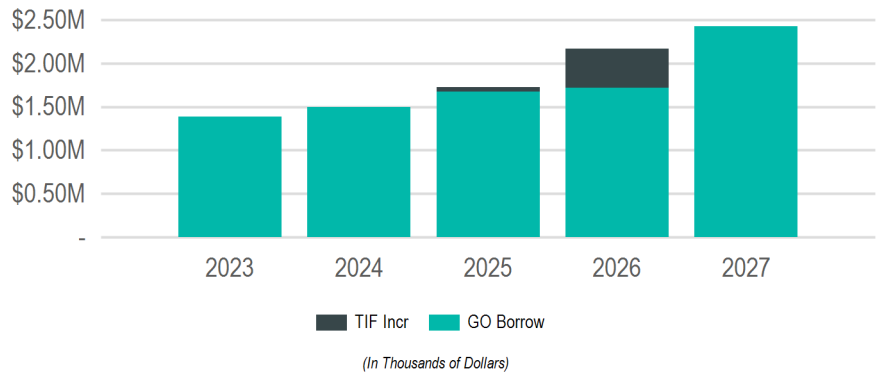
Funding Source	Past	2023	2024	2025	2026	2027	Total
[624]: Flood Levee Rehabilitation							
<i>Engineering</i>							
Borrowing - General Obligation Bonds/Notes	\$100,000	\$500,000	\$1,000,000	\$1,200,000	\$1,200,000	-	\$4,000,000
	\$100,000	\$500,000	\$1,000,000	\$1,200,000	\$1,200,000	-	\$4,000,000
[168]: Pammel Creek Repairs							
<i>Engineering</i>							
Borrowing - General Obligation Bonds/Notes	\$257,500	\$100,000	-	-	-	-	\$357,500
Operating - Storm Water Utility Funds	\$257,500	\$100,000	-	-	-	-	\$357,500
	\$515,000	\$200,000	-	-	-	-	\$715,000
[551]: Marsh Hydrological Study & Implementation							
<i>Parks, Recreation and Forestry</i>							
Borrowing - General Obligation Bonds/Notes	\$200,000	\$100,000	\$100,000	\$100,000	\$100,000	-	\$600,000
	\$200,000	\$100,000	\$100,000	\$100,000	\$100,000	-	\$600,000
[749]: Copeland Park Transient Dock and Marina							
<i>Parks, Recreation and Forestry</i>							
Borrowing - General Obligation Bonds/Notes	-	-	-	\$250,000	-	-	\$250,000
Grants - Federal	-	-	-	\$500,000	-	-	\$500,000
	-	-	-	\$750,000	-	-	\$750,000
[555]: River Point District Waterway Development Plan							
<i>Parks, Recreation and Forestry</i>							
Borrowing - General Obligation Bonds/Notes	-	-	-	\$500,000	\$500,000	\$500,000	\$1,500,000
	-	-	-	\$500,000	\$500,000	\$500,000	\$1,500,000
[764]: Pettibone Park Waterline Extension							
<i>Parks, Recreation and Forestry</i>							
Other - TIF Increment - 10	-	-	-	\$350,000	-	-	\$350,000
	-	-	-	\$350,000	-	-	\$350,000
[725]: Utility line to La Crosse Municipal Harbor							
<i>Parks, Recreation and Forestry</i>							
Borrowing - General Obligation Bonds/Notes	-	-	-	\$40,000	-	-	\$40,000
	-	-	-	\$40,000	-	-	\$40,000

Requests

Funding Source	Past	2023	2024	2025	2026	2027	Total
[706]: Municipal Harbor Transient Dock							
<i>Parks, Recreation and Forestry</i>							
Borrowing - General Obligation Bonds/Notes	-	-	-	-	\$250,000	-	\$250,000
	-	-	-	-	\$250,000	-	\$250,000
[776]: Municipal Boat Harbor Gazebo							
<i>Parks, Recreation and Forestry</i>							
Borrowing - General Obligation Bonds/Notes	-	-	-	-	\$150,000	-	\$150,000
	-	-	-	-	\$150,000	-	\$150,000
[567]: Municipal Boat Harbor Parking Facility							
<i>Parks, Recreation and Forestry</i>							
Borrowing - General Obligation Bonds/Notes	-	-	-	-	-	\$750,000	\$750,000
	-	-	-	-	-	\$750,000	\$750,000

Parks, Recreation & Forestry

2023 Total Funding
\$1,385,000
2023 New Borrowing
\$1,385,000
2023 City Funded
\$1,385,000



Funding Sources

Source	2023	2024	2025	2026	2027	Total
Borrowing	\$1,385,000	\$1,500,000	\$1,675,000	\$1,720,000	\$2,425,000	\$8,705,000
General Obligation Bonds/Notes	\$1,385,000	\$1,500,000	\$1,675,000	\$1,720,000	\$2,425,000	\$8,705,000
Taxation	-	-	\$50,000	\$450,000	-	\$500,000
TIF Increment	-	-	\$50,000	\$450,000	-	\$500,000
	\$1,385,000	\$1,500,000	\$1,725,000	\$2,170,000	\$2,425,000	\$9,205,000

Requests

Funding Source	Past	2023	2024	2025	2026	2027	Total
[23]: Myrick Park Playground							
<i>Parks, Recreation and Forestry</i>							
Borrowing - General Obligation Bonds/Notes	\$300,000	\$750,000	-	-	-	-	\$1,050,000
	\$300,000	\$750,000	-	-	-	-	\$1,050,000
[440]: Carroll Park Improvements							
<i>Parks, Recreation and Forestry</i>							
Borrowing - General Obligation Bonds/Notes	\$450,000	\$300,000	-	-	-	-	\$750,000
Other - TIF Increment - 14	\$300,000	-	-	-	-	-	\$300,000
Outside - Developer Capital Contributions	\$620,000	-	-	-	-	-	\$620,000
	\$1,370,000	\$300,000	-	-	-	-	\$1,670,000
[556]: Crowley Park							
<i>Parks, Recreation and Forestry</i>							
Borrowing - General Obligation Bonds/Notes	-	\$100,000	-	-	-	-	\$100,000
	-	\$100,000	-	-	-	-	\$100,000
[770]: Cameron Park Playground Surfacing							
<i>Parks, Recreation and Forestry</i>							
Borrowing - General Obligation Bonds/Notes	-	\$100,000	-	-	-	-	\$100,000
	-	\$100,000	-	-	-	-	\$100,000
[841]: Badger/Hickey Park Shelter							
<i>Parks, Recreation and Forestry</i>							
Borrowing - General Obligation Bonds/Notes	-	\$85,000	\$600,000	-	-	-	\$685,000
	-	\$85,000	\$600,000	-	-	-	\$685,000
[771]: Citywide Tree Planting							
<i>Parks, Recreation and Forestry</i>							
Borrowing - General Obligation Bonds/Notes	-	\$50,000	\$50,000	\$50,000	\$50,000	\$50,000	\$250,000
	-	\$50,000	\$50,000	\$50,000	\$50,000	\$50,000	\$250,000
[775]: Forest Hills Parking Lot							
<i>Parks, Recreation and Forestry</i>							
Borrowing - General Obligation Bonds/Notes	-	-	\$450,000	-	-	-	\$450,000
	-	-	\$450,000	-	-	-	\$450,000
[772]: Pettibone Beach House							
<i>Parks, Recreation and Forestry</i>							
Borrowing - General Obligation Bonds/Notes	-	-	\$250,000	-	-	-	\$250,000
	-	-	\$250,000	-	-	-	\$250,000

Requests

Funding Source	Past	2023	2024	2025	2026	2027	Total
[554]: Northside Community Pool							
<i>Parks, Recreation and Forestry</i>							
Borrowing - General Obligation Bonds/Notes	-	-	\$150,000	\$200,000	-	-	\$350,000
	-	-	\$150,000	\$200,000	-	-	\$350,000
[548]: Copeland Park Shelters and Site Improvements							
<i>Parks, Recreation and Forestry</i>							
Borrowing - General Obligation Bonds/Notes	\$30,000	-	-	\$300,000	\$300,000	\$300,000	\$930,000
	\$30,000	-	-	\$300,000	\$300,000	\$300,000	\$930,000
[550]: Forest Hills Irrigation System							
<i>Parks, Recreation and Forestry</i>							
Borrowing - General Obligation Bonds/Notes	-	-	-	\$300,000	\$300,000	\$300,000	\$900,000
	-	-	-	\$300,000	\$300,000	\$300,000	\$900,000
[441]: Trails / Bluffland							
<i>Parks, Recreation and Forestry</i>							
Borrowing - General Obligation Bonds/Notes	\$550,000	-	-	\$200,000	\$200,000	\$200,000	\$1,150,000
	\$550,000	-	-	\$200,000	\$200,000	\$200,000	\$1,150,000
[553]: Erickson Pool							
<i>Parks, Recreation and Forestry</i>							
Borrowing - General Obligation Bonds/Notes	-	-	-	\$200,000	-	-	\$200,000
	-	-	-	\$200,000	-	-	\$200,000
[560]: Hass Park							
<i>Parks, Recreation and Forestry</i>							
Borrowing - General Obligation Bonds/Notes	-	-	-	\$200,000	-	-	\$200,000
	-	-	-	\$200,000	-	-	\$200,000
[716]: Coulee Park							
<i>Parks, Recreation and Forestry</i>							
Borrowing - General Obligation Bonds/Notes	-	-	-	\$100,000	-	-	\$100,000
	-	-	-	\$100,000	-	-	\$100,000
[700]: Chad Erickson Lagoon Trail Stabilization							
<i>Parks, Recreation and Forestry</i>							
Borrowing - General Obligation Bonds/Notes	-	-	-	\$75,000	-	-	\$75,000
	-	-	-	\$75,000	-	-	\$75,000
[682]: Red Cloud Park Trail							
<i>Planning and Development</i>							
Other - TIF Increment - 16	-	-	-	\$50,000	-	-	\$50,000
	-	-	-	\$50,000	-	-	\$50,000
[698]: City Wide Fence Replacement							
<i>Parks, Recreation and Forestry</i>							
Borrowing - General Obligation Bonds/Notes	-	-	-	\$50,000	\$50,000	\$50,000	\$150,000
	-	-	-	\$50,000	\$50,000	\$50,000	\$150,000
[439]: Copeland Park Walk of Fame/Sidewalks							
<i>Parks, Recreation and Forestry</i>							
Borrowing - General Obligation Bonds/Notes	-	-	-	-	\$350,000	-	\$350,000
	-	-	-	-	\$350,000	-	\$350,000
[544]: Forest Hills Tennis Courts							
<i>Parks, Recreation and Forestry</i>							
Borrowing - General Obligation Bonds/Notes	-	-	-	-	\$300,000	-	\$300,000
	-	-	-	-	\$300,000	-	\$300,000
[703]: Houska Park Pedestrian Bridge Replacement							
<i>Parks, Recreation and Forestry</i>							
Other - TIF Increment - 11	-	-	-	-	\$250,000	-	\$250,000
	-	-	-	-	\$250,000	-	\$250,000
[773]: Pettibone Parking Lot							
<i>Parks, Recreation and Forestry</i>							
Other - TIF Increment - 10	-	-	-	-	\$200,000	-	\$200,000
	-	-	-	-	\$200,000	-	\$200,000
[559]: Glendale Park							
<i>Parks, Recreation and Forestry</i>							
Borrowing - General Obligation Bonds/Notes	-	-	-	-	\$100,000	-	\$100,000
	-	-	-	-	\$100,000	-	\$100,000
[702]: Green Island Tennis Facility							
<i>Parks, Recreation and Forestry</i>							
Borrowing - General Obligation Bonds/Notes	-	-	-	-	\$70,000	-	\$70,000
	-	-	-	-	\$70,000	-	\$70,000

Requests

Funding Source	Past	2023	2024	2025	2026	2027	Total
[547]: West Copeland Parking Lot							
<i>Parks, Recreation and Forestry</i>							
Borrowing - General Obligation Bonds/Notes	-	-	-	-	-	\$600,000	\$600,000
	-	-	-	-	-	\$600,000	\$600,000
[546]: East Copeland Parking Lot							
<i>Parks, Recreation and Forestry</i>							
Borrowing - General Obligation Bonds/Notes	-	-	-	-	-	\$400,000	\$400,000
	-	-	-	-	-	\$400,000	\$400,000
[558]: Seminary Park							
<i>Parks, Recreation and Forestry</i>							
Borrowing - General Obligation Bonds/Notes	-	-	-	-	-	\$150,000	\$150,000
	-	-	-	-	-	\$150,000	\$150,000
[557]: Merry Meadows Park							
<i>Parks, Recreation and Forestry</i>							
Borrowing - General Obligation Bonds/Notes	-	-	-	-	-	\$100,000	\$100,000
	-	-	-	-	-	\$100,000	\$100,000
[768]: Riverside Park Pergola							
<i>Parks, Recreation and Forestry</i>							
Borrowing - General Obligation Bonds/Notes	-	-	-	-	-	\$100,000	\$100,000
	-	-	-	-	-	\$100,000	\$100,000
[778]: Civic Center Park							
<i>Parks, Recreation and Forestry</i>							
Borrowing - General Obligation Bonds/Notes	-	-	-	-	-	\$100,000	\$100,000
	-	-	-	-	-	\$100,000	\$100,000
[714]: Lueth Park							
<i>Parks, Recreation and Forestry</i>							
Borrowing - General Obligation Bonds/Notes	-	-	-	-	-	\$50,000	\$50,000
	-	-	-	-	-	\$50,000	\$50,000
[774]: Riverside International Friendship Gardens							
<i>Parks, Recreation and Forestry</i>							
Borrowing - General Obligation Bonds/Notes	-	-	-	-	-	\$25,000	\$25,000
	-	-	-	-	-	\$25,000	\$25,000

Planning & Community Development

2023 Total Funding

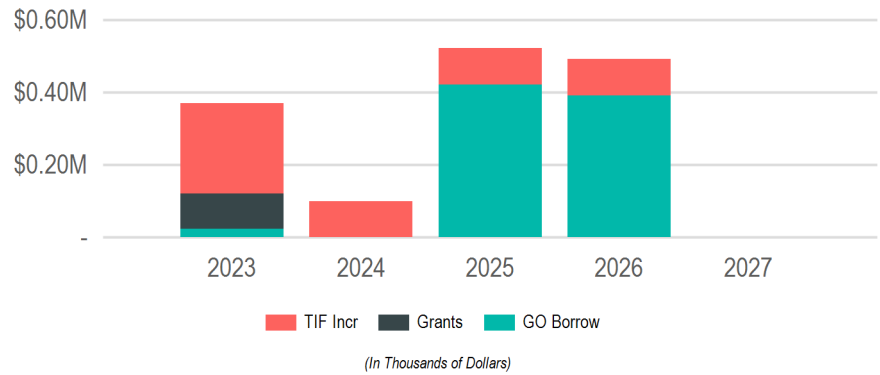
\$370,000

2023 New Borrowing

\$24,000

2023 City Funded

\$274,000



Sub Groups

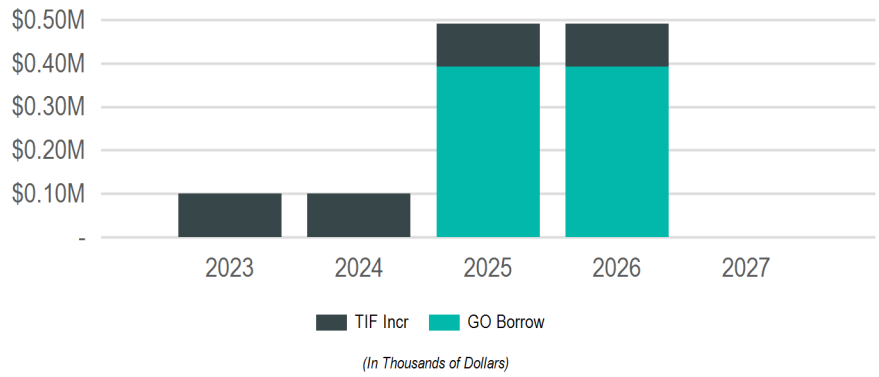
Sub Group	2023	2024	2025	2026	2027	Total
Economic Development	\$100,000	\$100,000	\$491,728	\$491,728	-	\$1,183,456
Housing	\$150,000	-	-	-	-	\$150,000
Plans & Studies	\$120,000	-	\$30,000	-	-	\$150,000
	\$370,000	\$100,000	\$521,728	\$491,728	-	\$1,483,456

Funding Sources

Source	2023	2024	2025	2026	2027	Total
Borrowing	\$24,000	-	\$421,728	\$391,728	-	\$837,456
General Obligation Bonds/Notes	\$24,000	-	\$421,728	\$391,728	-	\$837,456
Grants & Other Intergovernmental	\$96,000	-	-	-	-	\$96,000
State	\$96,000	-	-	-	-	\$96,000
Taxation	\$250,000	\$100,000	\$100,000	\$100,000	-	\$550,000
TIF Increment	\$250,000	\$100,000	\$100,000	\$100,000	-	\$550,000
	\$370,000	\$100,000	\$521,728	\$491,728	-	\$1,483,456

Economic Development

2023 Total Funding
\$100,000
2023 New Borrowing
2023 City Funded
\$100,000



Funding Sources

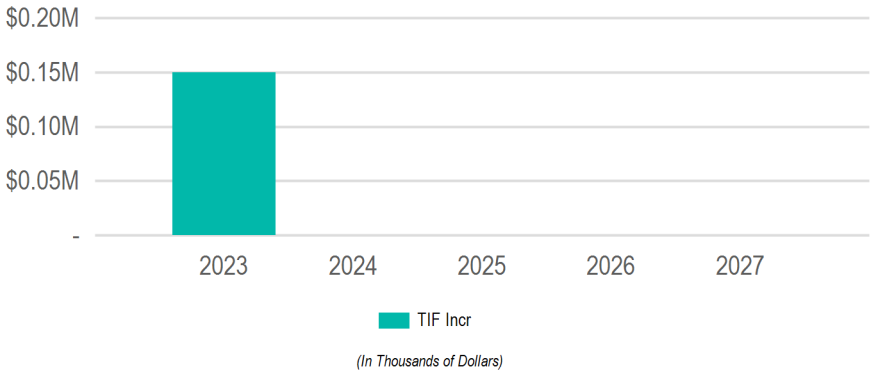
Source	2023	2024	2025	2026	2027	Total
Borrowing	-	-	\$391,728	\$391,728	-	\$783,456
General Obligation Bonds/Notes	-	-	\$391,728	\$391,728	-	\$783,456
Taxation	\$100,000	\$100,000	\$100,000	\$100,000	-	\$400,000
TIF Increment	\$100,000	\$100,000	\$100,000	\$100,000	-	\$400,000
	\$100,000	\$100,000	\$491,728	\$491,728	-	\$1,183,456

Requests

Funding Source	Past	2023	2024	2025	2026	2027	Total
[447]: Downtown Facade Renovation Program							
<i>Planning and Development</i>							
Other - TIF Increment - 11	\$100,000	\$100,000	\$100,000	\$100,000	\$100,000	-	\$500,000
	\$100,000	\$100,000	\$100,000	\$100,000	\$100,000	-	\$500,000
[688]: Wagon Wheel Connector Trail							
<i>Planning and Development</i>							
Borrowing - General Obligation Bonds/Notes	-	-	-	\$391,728	\$391,728	-	\$783,456
	-	-	-	\$391,728	\$391,728	-	\$783,456

Housing

2023 Total Funding
\$150,000
2023 New Borrowing
2023 City Funded
\$150,000



Funding Sources

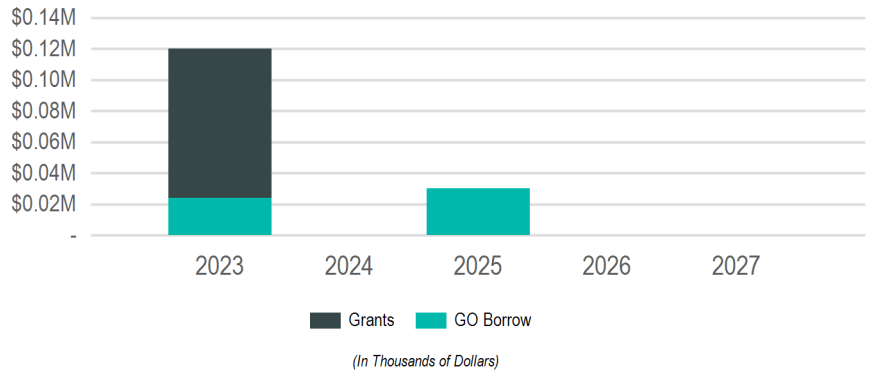
Source	2023	2024	2025	2026	2027	Total
Taxation	\$150,000	-	-	-	-	\$150,000
TIF Increment	\$150,000	-	-	-	-	\$150,000
	\$150,000	-	-	-	-	\$150,000

Requests

Funding Source	Past	2023	2024	2025	2026	2027	Total
[622]: Replacement Housing							
<i>Community Development and Housing</i>							
Other - TIF Increment - 15	\$150,000	\$150,000	-	-	-	-	\$300,000
	\$150,000	\$150,000	-	-	-	-	\$300,000

Plans & Studies

2023 Total Funding
\$120,000
2023 New Borrowing
\$24,000
2023 City Funded
\$24,000



Funding Sources

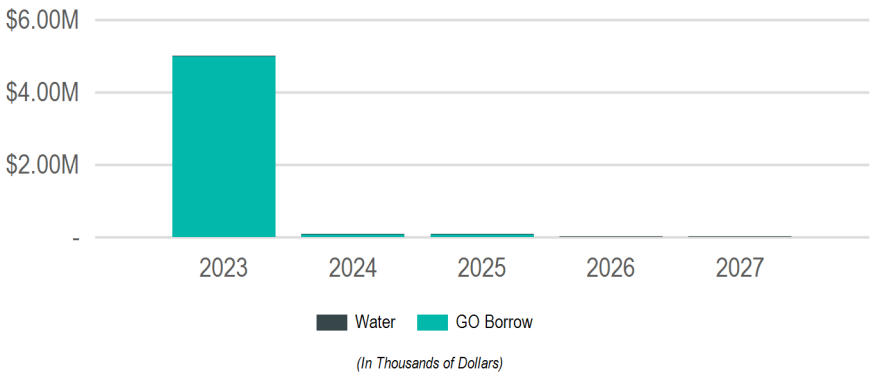
Source	2023	2024	2025	2026	2027	Total
Borrowing	\$24,000	-	\$30,000	-	-	\$54,000
General Obligation Bonds/Notes	\$24,000	-	\$30,000	-	-	\$54,000
Grants & Other Intergovernmental	\$96,000	-	-	-	-	\$96,000
State	\$96,000	-	-	-	-	\$96,000
	\$120,000	-	\$30,000	-	-	\$150,000

Requests

Funding Source	Past	2023	2024	2025	2026	2027	Total
[834]: Bicycle and Pedestrian Master Plan							
<i>Planning and Development</i>							
Borrowing - General Obligation Bonds/Notes	-	\$24,000	-	-	-	-	\$24,000
Grants - State	-	\$96,000	-	-	-	-	\$96,000
	-	\$120,000	-	-	-	-	\$120,000
[735]: Lost La Crosse- Historic Signage Project							
<i>Planning and Development</i>							
Borrowing - General Obligation Bonds/Notes	-	-	-	\$30,000	-	-	\$30,000
	-	-	-	\$30,000	-	-	\$30,000

Public Safety

2023 Total Funding
\$5,015,000
2023 New Borrowing
\$4,990,000
2023 City Funded
\$5,015,000



Funding Sources

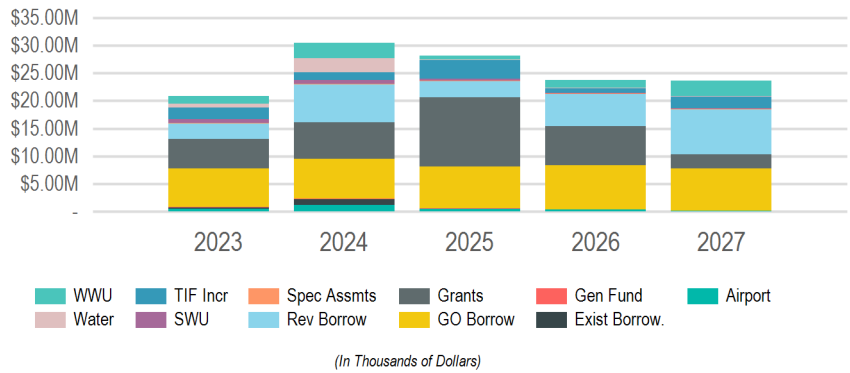
Source	2023	2024	2025	2026	2027	Total
Borrowing	\$4,990,000	\$70,000	\$70,000	-	-	\$5,130,000
General Obligation Bonds/Notes	\$4,990,000	\$70,000	\$70,000	-	-	\$5,130,000
Operating Funds	\$25,000	\$25,000	\$25,000	\$25,000	\$25,000	\$125,000
Enterprise/Utility Funds	\$25,000	\$25,000	\$25,000	\$25,000	\$25,000	\$125,000
	\$5,015,000	\$95,000	\$95,000	\$25,000	\$25,000	\$5,255,000

Requests

Funding Source	Past	2023	2024	2025	2026	2027	Total
[752]: Fire Station #4							
<i>Fire</i>							
Borrowing - General Obligation Bonds/Notes	\$3,800,000	\$4,425,000	-	-	-	-	\$8,225,000
	\$3,800,000	\$4,425,000	-	-	-	-	\$8,225,000
[569]: Traffic Preemption System - Total Replacement of Existing System							
<i>Fire</i>							
Borrowing - General Obligation Bonds/Notes	\$495,000	\$495,000	-	-	-	-	\$990,000
	\$495,000	\$495,000	-	-	-	-	\$990,000
[565]: Fiber, Wireless and other Telecommunications Infrastructure							
<i>Information Technology; Police</i>							
Borrowing - General Obligation Bonds/Notes	\$140,000	\$70,000	\$70,000	\$70,000	-	-	\$350,000
Operating - Water Utility Funds	-	\$25,000	\$25,000	\$25,000	\$25,000	\$25,000	\$125,000
	\$140,000	\$95,000	\$95,000	\$95,000	\$25,000	\$25,000	\$475,000

Transportation & Utilities

2023 Total Funding
\$20,837,321
2023 New Borrowing
\$9,800,254
2023 City Funded
\$15,538,821



Sub Groups

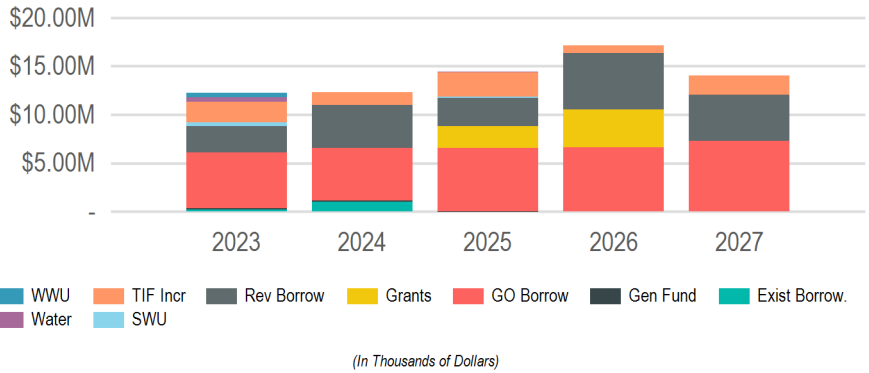
Sub Group	2023	2024	2025	2026	2027	Total
Streets	\$12,284,821	\$12,334,979	\$14,430,215	\$17,154,500	\$14,066,200	\$70,270,715
Streetscaping & Lighting	\$2,115,000	\$1,815,000	\$1,915,000	\$1,455,000	\$365,000	\$7,665,000
Utilities	\$1,480,000	\$8,525,000	\$970,000	\$1,690,000	\$6,435,000	\$19,100,000
Airport	\$4,932,500	\$7,755,000	\$10,845,000	\$3,457,500	\$2,807,500	\$29,797,500
Bridges	\$25,000	\$25,000	\$25,000	\$25,000	\$25,000	\$125,000
	\$20,837,321	\$30,454,979	\$28,185,215	\$23,782,000	\$23,698,700	\$126,958,215

Funding Sources

Source	2023	2024	2025	2026	2027	Total
Borrowing	\$9,800,254	\$14,093,900	\$10,392,000	\$13,775,500	\$15,636,200	\$63,697,854
General Obligation Bonds/Notes	\$6,960,954	\$7,186,000	\$7,474,000	\$7,973,000	\$7,554,000	\$37,147,954
Revenue Bonds/Notes	\$2,839,300	\$6,907,900	\$2,918,000	\$5,802,500	\$8,082,200	\$26,549,900
Grants & Other Intergovernmental	\$5,298,500	\$6,555,000	\$12,525,750	\$7,014,000	\$2,612,500	\$34,005,750
Federal	\$4,197,000	\$6,210,000	\$9,562,500	\$2,160,000	\$2,475,000	\$24,604,500
State	\$1,101,500	\$345,000	\$2,963,250	\$4,854,000	\$137,500	\$9,401,250
Operating Funds	\$3,264,567	\$7,314,079	\$1,735,465	\$2,067,500	\$3,330,000	\$17,711,611
Enterprise/Utility Funds	\$3,165,000	\$7,225,000	\$1,719,250	\$2,067,500	\$3,330,000	\$17,506,750
General Fund	\$99,567	\$89,079	\$16,215	-	-	\$204,861
Other	\$239,000	\$1,036,000	-	-	-	\$1,275,000
Existing Borrowing Funds	\$239,000	\$1,036,000	-	-	-	\$1,275,000
Taxation	\$2,235,000	\$1,456,000	\$3,532,000	\$925,000	\$2,120,000	\$10,268,000
Special Assessments	\$120,000	\$120,000	\$120,000	\$120,000	\$120,000	\$600,000
TIF Increment	\$2,115,000	\$1,336,000	\$3,412,000	\$805,000	\$2,000,000	\$9,668,000
	\$20,837,321	\$30,454,979	\$28,185,215	\$23,782,000	\$23,698,700	\$126,958,215

Streets

2023 Total Funding
\$12,284,821
2023 New Borrowing
\$8,505,254
2023 City Funded
\$12,284,821



Funding Sources

Source	2023	2024	2025	2026	2027	Total
Borrowing	\$8,505,254	\$9,873,900	\$9,432,000	\$12,415,500	\$12,066,200	\$52,292,854
General Obligation Bonds/Notes	\$5,790,954	\$5,466,000	\$6,514,000	\$6,613,000	\$7,284,000	\$31,667,954
Revenue Bonds/Notes	\$2,714,300	\$4,407,900	\$2,918,000	\$5,802,500	\$4,782,200	\$20,624,900
Grants & Other Intergovernmental	-	-	\$2,300,000	\$3,934,000	-	\$6,234,000
State	-	-	\$2,300,000	\$3,934,000	-	\$6,234,000
Operating Funds	\$1,425,567	\$89,079	\$146,215	-	-	\$1,660,861
Enterprise/Utility Funds	\$1,326,000	-	\$130,000	-	-	\$1,456,000
General Fund	\$99,567	\$89,079	\$16,215	-	-	\$204,861
Other	\$239,000	\$1,036,000	-	-	-	\$1,275,000
Existing Borrowing Funds	\$239,000	\$1,036,000	-	-	-	\$1,275,000
Taxation	\$2,115,000	\$1,336,000	\$2,552,000	\$805,000	\$2,000,000	\$8,808,000
TIF Increment	\$2,115,000	\$1,336,000	\$2,552,000	\$805,000	\$2,000,000	\$8,808,000
	\$12,284,821	\$12,334,979	\$14,430,215	\$17,154,500	\$14,066,200	\$70,270,715

Requests

Funding Source	Past	2023	2024	2025	2026	2027	Total
[418]: 2nd Street South - Cameron Ave. to Market St.							
<i>Sanitary Sewer Utility; Stormwater Utility; Streets; Water Utility</i>							
Borrowing - Revenue Bonds/Notes: Sanitary Sewer Utility	-	\$12,000	-	-	-	-	\$12,000
Borrowing - Revenue Bonds/Notes: Storm Water Utility	-	\$47,500	-	-	-	-	\$47,500
Borrowing - Revenue Bonds/Notes: Water Utility	-	\$386,900	-	-	-	-	\$386,900
Other - TIF Increment - 11	-	\$1,299,000	-	-	-	-	\$1,299,000
	-	\$1,745,400	-	-	-	-	\$1,745,400
[839]: Eastwood Lane and Olson Court Street and Utility Replacement							
<i>Sanitary Sewer Utility; Stormwater Utility; Streets; Water Utility</i>							
Borrowing - General Obligation Bonds/Notes	-	\$334,000	-	-	-	-	\$334,000
Operating - Sanitary Sewer Utility Funds	-	\$475,000	-	-	-	-	\$475,000
Operating - Storm Water Utility Funds	-	\$271,000	-	-	-	-	\$271,000
Operating - Water Utility Funds	-	\$470,000	-	-	-	-	\$470,000
	-	\$1,550,000	-	-	-	-	\$1,550,000
[53]: Cliffwood Lane - 28th St. to Seiler Ln.							
<i>Engineering; Streets</i>							
Borrowing - General Obligation Bonds/Notes	-	\$1,250,000	-	-	-	-	\$1,250,000
	-	\$1,250,000	-	-	-	-	\$1,250,000
[761]: Annual Traffic Signal Replacement Program							
<i>Engineering</i>							
Borrowing - General Obligation Bonds/Notes	-	\$1,000,000	\$1,000,000	\$1,000,000	\$1,100,000	\$1,100,000	\$5,200,000
	-	\$1,000,000	\$1,000,000	\$1,000,000	\$1,100,000	\$1,100,000	\$5,200,000
[417]: 2nd Street South - Jay St. to Cass St.							
<i>Engineering; Streets</i>							
Other - TIF Increment - 11	-	\$816,000	-	-	-	-	\$816,000
	-	\$816,000	-	-	-	-	\$816,000

Requests

Funding Source	Past	2023	2024	2025	2026	2027	Total
[820]: Hass - Losey Blvd to Diagonal Rd							
<i>Engineering; Sanitary Sewer Utility</i>							
Borrowing - General Obligation Bonds/Notes	-	\$578,704	-	-	-	-	\$578,704
Borrowing - Revenue Bonds/Notes: Sanitary Sewer Utility	-	\$109,400	-	-	-	-	\$109,400
	-	\$688,104	-	-	-	-	\$688,104
[802]: Victory Street - 1929 Victory St. to East Ave.							
<i>Streets</i>							
Borrowing - General Obligation Bonds/Notes	-	\$199,727	-	-	-	-	\$199,727
Borrowing - Revenue Bonds/Notes: Storm Water Utility	-	\$400,000	-	-	-	-	\$400,000
	-	\$599,727	-	-	-	-	\$599,727
[799]: Saint Andrew Street - George St. to Charles St.							
<i>Sanitary Sewer Utility; Streets; Water Utility</i>							
Borrowing - General Obligation Bonds/Notes	-	\$121,878	-	-	-	-	\$121,878
Borrowing - Revenue Bonds/Notes: Sanitary Sewer Utility	-	\$209,000	-	-	-	-	\$209,000
Borrowing - Revenue Bonds/Notes: Water Utility	-	\$246,900	-	-	-	-	\$246,900
	-	\$577,778	-	-	-	-	\$577,778
[470]: Green Bay St - from South Ave to 9th St; South Ave Green bay to North end of 2022 WDOT Project							
<i>Engineering; Sanitary Sewer Utility; Stormwater Utility; Streets; Water Utility</i>							
Borrowing - General Obligation Bonds/Notes	-	\$55,000	-	-	-	-	\$55,000
Borrowing - Revenue Bonds/Notes: Sanitary Sewer Utility	-	\$130,000	-	-	-	-	\$130,000
Borrowing - Revenue Bonds/Notes: Storm Water Utility	-	\$170,000	-	-	-	-	\$170,000
Borrowing - Revenue Bonds/Notes: Water Utility	-	\$160,000	-	-	-	-	\$160,000
	-	\$515,000	-	-	-	-	\$515,000
[822]: 10th & Market Intersection							
<i>Engineering; Sanitary Sewer Utility; Stormwater Utility; Water Utility</i>							
Borrowing - General Obligation Bonds/Notes	-	\$125,000	-	-	-	-	\$125,000
Borrowing - Revenue Bonds/Notes: Sanitary Sewer Utility	-	\$81,000	-	-	-	-	\$81,000
Borrowing - Revenue Bonds/Notes: Storm Water Utility	-	\$87,000	-	-	-	-	\$87,000
Borrowing - Revenue Bonds/Notes: Water Utility	-	\$60,000	-	-	-	-	\$60,000
	-	\$353,000	-	-	-	-	\$353,000
[780]: Fiesta Court - Losey Blvd. to Dead End North							
<i>Streets</i>							
Borrowing - General Obligation Bonds/Notes	-	\$210,000	-	-	-	-	\$210,000
Operating - Storm Water Utility Funds	-	\$110,000	-	-	-	-	\$110,000
	-	\$320,000	-	-	-	-	\$320,000
[182]: Monitor St - Rose St to Lang Dr							
<i>Stormwater Utility; Streets; Water Utility</i>							
Borrowing - General Obligation Bonds/Notes	-	\$310,000	-	-	\$470,000	-	\$780,000
Borrowing - Revenue Bonds/Notes: Sanitary Sewer Utility	-	-	-	-	\$415,000	-	\$415,000
Borrowing - Revenue Bonds/Notes: Storm Water Utility	-	-	-	-	\$494,000	-	\$494,000
Borrowing - Revenue Bonds/Notes: Water Utility	-	-	-	-	\$530,000	-	\$530,000
Grants - State	-	-	-	-	\$1,099,000	-	\$1,099,000
	-	\$310,000	-	-	\$3,008,000	-	\$3,318,000
[268]: Citywide Traffic Implementation: Interconnect & Synchronization							
<i>Engineering</i>							
Borrowing - General Obligation Bonds/Notes	\$456,500	\$300,000	\$400,000	-	-	-	\$1,156,500
Grants - State	\$1,233,000	-	-	-	-	-	\$1,233,000
	\$1,689,500	\$300,000	\$400,000	-	-	-	\$2,389,500
[170]: 21st St S - Market St to Winnebago St							
<i>Sanitary Sewer Utility; Streets</i>							
Borrowing - General Obligation Bonds/Notes	-	\$196,000	-	-	-	-	\$196,000
Borrowing - Revenue Bonds/Notes: Sanitary Sewer Utility	-	\$101,000	-	-	-	-	\$101,000
	-	\$297,000	-	-	-	-	\$297,000
[135]: Saint Cloud St - Rose St to Copeland Ave.							
<i>Streets; Water Utility</i>							
Borrowing - Revenue Bonds/Notes: Water Utility	-	\$89,000	-	-	-	-	\$89,000
Other - Existing Bond Funds	-	\$204,000	-	-	-	-	\$204,000
	-	\$293,000	-	-	-	-	\$293,000
[829]: 7th & Adams Streets - Intersection Traffic Calming							
<i>Engineering</i>							
Borrowing - General Obligation Bonds/Notes	-	\$90,000	-	-	-	-	\$90,000
Borrowing - Revenue Bonds/Notes: Sanitary Sewer Utility	-	\$36,000	-	-	-	-	\$36,000
Borrowing - Revenue Bonds/Notes: Storm Water Utility	-	\$96,000	-	-	-	-	\$96,000
Borrowing - Revenue Bonds/Notes: Water Utility	-	\$21,000	-	-	-	-	\$21,000
	-	\$243,000	-	-	-	-	\$243,000

Requests

Funding Source	Past	2023	2024	2025	2026	2027	Total
[664]: Barlow St. - 13th Place to 13th Street							
<i>Streets</i>							
Borrowing - General Obligation Bonds/Notes	-	\$176,000	-	-	-	-	\$176,000
	-	\$176,000	-	-	-	-	\$176,000
[821]: Onalaska Ave - Stoddard to Salem Rd							
<i>Engineering; Sanitary Sewer Utility; Streets</i>							
Borrowing - Revenue Bonds/Notes: Sanitary Sewer Utility	-	\$160,400	-	-	-	-	\$160,400
Operating - Streets Operating Budget	-	\$15,525	-	-	-	-	\$15,525
	-	\$175,925	-	-	-	-	\$175,925
[598]: Green Bay St - 22nd St S to Losey Blvd							
<i>Engineering; Stormwater Utility; Streets; Water Utility</i>							
Borrowing - General Obligation Bonds/Notes	-	\$160,000	\$156,000	-	-	-	\$316,000
Borrowing - Revenue Bonds/Notes: Storm Water Utility	-	-	\$620,000	-	-	-	\$620,000
Borrowing - Revenue Bonds/Notes: Water Utility	-	-	\$360,000	-	-	-	\$360,000
	-	\$160,000	\$1,136,000	-	-	-	\$1,296,000
[763]: Annual Capital Pavement Maintenance Program							
<i>Engineering; Streets</i>							
Borrowing - General Obligation Bonds/Notes	-	\$150,000	\$150,000	\$200,000	\$200,000	\$250,000	\$950,000
	-	\$150,000	\$150,000	\$200,000	\$200,000	\$250,000	\$950,000
[434]: Hass Street - 26th St. to 27th St.							
<i>Streets</i>							
Borrowing - General Obligation Bonds/Notes	-	\$149,000	-	-	-	-	\$149,000
	-	\$149,000	-	-	-	-	\$149,000
[785]: 21st Street South - Green Bay St. to Travis St.							
<i>Sanitary Sewer Utility; Streets</i>							
Borrowing - General Obligation Bonds/Notes	-	\$26,910	-	-	-	-	\$26,910
Borrowing - Revenue Bonds/Notes: Sanitary Sewer Utility	-	\$111,200	-	-	-	-	\$111,200
	-	\$138,110	-	-	-	-	\$138,110
[427]: 13th Place - Horton St. to South Ave.							
<i>Streets</i>							
Borrowing - General Obligation Bonds/Notes	-	\$124,000	-	-	-	-	\$124,000
	-	\$124,000	-	-	-	-	\$124,000
[594]: 6th Street South - State Street to Cass Street							
<i>Engineering; Streets; Water Utility</i>							
Borrowing - General Obligation Bonds/Notes	-	\$100,000	-	\$1,700,000	-	-	\$1,800,000
Grants - State	-	-	-	\$2,300,000	-	-	\$2,300,000
Operating - Water Utility Funds	-	-	-	\$10,000	-	-	\$10,000
	-	\$100,000	-	\$4,010,000	-	-	\$4,110,000
[845]: 29th St S, Speed Tables between Cass and Main							
<i>Engineering</i>							
Other - Existing Bond Funds	-	\$35,000	-	-	-	-	\$35,000
	-	\$35,000	-	-	-	-	\$35,000
[786]: 31st Place South-Farnam St. to Green Bay St.							
<i>Streets</i>							
Borrowing - General Obligation Bonds/Notes	-	\$33,603	-	-	-	-	\$33,603
	-	\$33,603	-	-	-	-	\$33,603
[826]: 19th & Market Streets - RRFB							
<i>Engineering</i>							
Borrowing - General Obligation Bonds/Notes	-	\$33,000	-	-	-	-	\$33,000
	-	\$33,000	-	-	-	-	\$33,000
[797]: Richard Drive - Markle Rd to Robinhood Dr							
<i>Streets</i>							
Borrowing - General Obligation Bonds/Notes	-	\$32,292	-	-	-	-	\$32,292
	-	\$32,292	-	-	-	-	\$32,292
[793]: Mesa Grande Place- Church St. to Dead End East							
<i>Streets</i>							
Borrowing - General Obligation Bonds/Notes	-	\$24,840	-	-	-	-	\$24,840
	-	\$24,840	-	-	-	-	\$24,840
[791]: James Street- 28th St. to Dead End East							
<i>Streets</i>							
Operating - Streets Operating Budget	-	\$19,596	-	-	-	-	\$19,596
	-	\$19,596	-	-	-	-	\$19,596

Requests

Funding Source	Past	2023	2024	2025	2026	2027	Total
[792]: Jane Street - 28th St. to Dead End East							
<i>Streets</i>							
Operating - Streets Operating Budget	-	\$14,973	-	-	-	-	\$14,973
	-	\$14,973	-	-	-	-	\$14,973
[787]: 6th Street South- Market St. to Winnebago St.							
<i>Streets</i>							
Operating - Streets Operating Budget	-	\$14,145	-	-	-	-	\$14,145
	-	\$14,145	-	-	-	-	\$14,145
[783]: 13th Street South - Bennet Street to Townsend Street							
<i>Streets</i>							
Operating - Streets Operating Budget	-	\$13,524	-	-	-	-	\$13,524
	-	\$13,524	-	-	-	-	\$13,524
[828]: 11th & Market Streets - Pedestrian intersection safety improvements							
<i>Engineering</i>							
Borrowing - General Obligation Bonds/Notes	-	\$11,000	-	-	-	-	\$11,000
	-	\$11,000	-	-	-	-	\$11,000
[784]: 17th Street South - Weston Street to Horton Street							
<i>Streets</i>							
Operating - Streets Operating Budget	-	\$10,005	-	-	-	-	\$10,005
	-	\$10,005	-	-	-	-	\$10,005
[788]: Bluff Pass - Milson Ct. to HWY 16							
<i>Streets</i>							
Operating - Streets Operating Budget	-	\$6,486	-	-	-	-	\$6,486
	-	\$6,486	-	-	-	-	\$6,486
[795]: Peters Road - City Limits to CTY HWY B							
<i>Streets</i>							
Operating - Streets Operating Budget	-	\$5,313	-	-	-	-	\$5,313
	-	\$5,313	-	-	-	-	\$5,313
[171]: Buchner PI - Copeland Ave to Dead End West							
<i>Sanitary Sewer Utility; Stormwater Utility; Streets</i>							
Borrowing - Revenue Bonds/Notes: Sanitary Sewer Utility	-	-	\$377,000	-	-	-	\$377,000
Borrowing - Revenue Bonds/Notes: Storm Water Utility	-	-	\$505,000	-	-	-	\$505,000
Other - TIF Increment - 18	-	-	\$923,000	-	-	-	\$923,000
	-	-	\$1,805,000	-	-	-	\$1,805,000
[600]: Green Bay St - Losey Blvd to BNSF RR							
<i>Engineering; Stormwater Utility; Streets; Water Utility</i>							
Borrowing - General Obligation Bonds/Notes	-	-	\$443,000	-	-	-	\$443,000
Borrowing - Revenue Bonds/Notes: Storm Water Utility	-	-	\$890,000	-	-	-	\$890,000
	-	-	\$1,333,000	-	-	-	\$1,333,000
[209]: Onalaska Ave - Moore St to Gohres St							
<i>Stormwater Utility; Streets</i>							
Borrowing - Revenue Bonds/Notes: Storm Water Utility	-	-	\$530,000	-	-	-	\$530,000
Other - Existing Bond Funds	-	-	\$717,000	-	-	-	\$717,000
	-	-	\$1,247,000	-	-	-	\$1,247,000
[421]: Livingston Street - Liberty St. to George St.							
<i>Sanitary Sewer Utility; Stormwater Utility; Streets</i>							
Borrowing - General Obligation Bonds/Notes	-	-	\$609,000	-	-	-	\$609,000
Borrowing - Revenue Bonds/Notes: Sanitary Sewer Utility	-	-	\$96,400	-	-	-	\$96,400
Borrowing - Revenue Bonds/Notes: Storm Water Utility	-	-	\$127,500	-	-	-	\$127,500
	-	-	\$832,900	-	-	-	\$832,900
[169]: 21st St N - Campbell Rd to State St							
<i>Sanitary Sewer Utility; Streets</i>							
Borrowing - General Obligation Bonds/Notes	-	-	\$462,000	-	-	-	\$462,000
Borrowing - Revenue Bonds/Notes: Sanitary Sewer Utility	-	-	\$223,000	-	-	-	\$223,000
Borrowing - Revenue Bonds/Notes: Storm Water Utility	-	-	\$139,000	-	-	-	\$139,000
	-	-	\$824,000	-	-	-	\$824,000
[49]: 28th Street South - Main St. to Cass St.							
<i>Streets</i>							
Borrowing - General Obligation Bonds/Notes	-	-	\$601,000	-	-	-	\$601,000
	-	-	\$601,000	-	-	-	\$601,000
[183]: Moore St - Prospect St to dead end east							
<i>Engineering; Stormwater Utility; Streets</i>							
Borrowing - Revenue Bonds/Notes: Storm Water Utility	-	-	\$240,000	-	-	-	\$240,000
Other - Existing Bond Funds	-	-	\$319,000	-	-	-	\$319,000
	-	-	\$559,000	-	-	-	\$559,000

Requests

Funding Source	Past	2023	2024	2025	2026	2027	Total
[162]: 17th Street South - Chase St. to South Ave.							
<i>Engineering; Streets</i>							
Borrowing - General Obligation Bonds/Notes	-	-	\$540,000	-	-	-	\$540,000
	-	-	\$540,000	-	-	-	\$540,000
[134]: Saint James Street - Copeland Ave. to Caledonia St.							
<i>Stormwater Utility; Streets; Water Utility</i>							
Borrowing - General Obligation Bonds/Notes	-	-	\$406,000	-	-	-	\$406,000
Borrowing - Revenue Bonds/Notes: Storm Water Utility	-	-	\$15,000	-	-	-	\$15,000
Borrowing - Revenue Bonds/Notes: Water Utility	-	-	\$30,000	-	-	-	\$30,000
	-	-	\$451,000	-	-	-	\$451,000
[222]: 21st Pl S - Townsend St to Bennett St							
<i>Engineering; Stormwater Utility; Streets</i>							
Borrowing - General Obligation Bonds/Notes	-	-	\$186,000	-	-	-	\$186,000
Borrowing - Revenue Bonds/Notes: Storm Water Utility	-	-	\$255,000	-	-	-	\$255,000
	-	-	\$441,000	-	-	-	\$441,000
[666]: Jansen Place - State Highway 16 to County Highway PH							
<i>Engineering; Streets</i>							
Borrowing - General Obligation Bonds/Notes	-	-	\$363,000	-	-	-	\$363,000
	-	-	\$363,000	-	-	-	\$363,000
[425]: 7th Street South - Ferry St. to Market St.							
<i>Streets</i>							
Other - TIF Increment - 11	-	-	\$215,000	-	-	-	\$215,000
	-	-	\$215,000	-	-	-	\$215,000
[430]: 28th Street South - Lincoln Ave. to Ward Ave.							
<i>Streets</i>							
Other - TIF Increment - 15	-	-	\$198,000	-	-	-	\$198,000
	-	-	\$198,000	-	-	-	\$198,000
[649]: Bliss Road Slope Stabilization							
<i>Engineering; Streets</i>							
Borrowing - General Obligation Bonds/Notes	\$70,400	-	\$150,000	\$150,000	\$150,000	-	\$520,400
Other - Existing Bond Funds	\$279,600	-	-	-	-	-	\$279,600
	\$350,000	-	\$150,000	\$150,000	\$150,000	-	\$800,000
[798]: Robinsdale Avenue - Mormon Coulee Rd to 28th St.							
<i>Streets</i>							
Operating - Streets Operating Budget	-	-	\$52,371	-	-	-	\$52,371
	-	-	\$52,371	-	-	-	\$52,371
[801]: Sunset Lane - Sunnyslope Rd to Gillette St.							
<i>Streets</i>							
Operating - Streets Operating Budget	-	-	\$36,708	-	-	-	\$36,708
	-	-	\$36,708	-	-	-	\$36,708
[436]: Ferry Street - 11th St. to 15th St.							
<i>Engineering; Stormwater Utility; Streets</i>							
Borrowing - Revenue Bonds/Notes: Storm Water Utility	-	-	-	\$1,000,000	-	-	\$1,000,000
Other - TIF Increment - 11	-	-	-	\$1,000,000	-	-	\$1,000,000
	-	-	-	\$2,000,000	-	-	\$2,000,000
[220]: 20th St S - Hyde Ave to Weston St							
<i>Engineering; Stormwater Utility; Streets</i>							
Borrowing - General Obligation Bonds/Notes	-	-	-	\$546,000	-	-	\$546,000
Borrowing - Revenue Bonds/Notes: Sanitary Sewer Utility	-	-	-	\$215,000	-	-	\$215,000
Borrowing - Revenue Bonds/Notes: Storm Water Utility	-	-	-	\$390,000	-	-	\$390,000
Borrowing - Revenue Bonds/Notes: Water Utility	-	-	-	\$210,000	-	-	\$210,000
	-	-	-	\$1,361,000	-	-	\$1,361,000
[602]: Green Bay St - 14th St S to East Ave							
<i>Engineering; Streets; Water Utility</i>							
Borrowing - General Obligation Bonds/Notes	-	-	-	\$920,000	-	-	\$920,000
Borrowing - Revenue Bonds/Notes: Water Utility	-	-	-	\$304,000	-	-	\$304,000
	-	-	-	\$1,224,000	-	-	\$1,224,000
[435]: 15th Street - Cass St. to Ferry St.							
<i>Stormwater Utility; Streets</i>							
Borrowing - General Obligation Bonds/Notes	-	-	-	\$670,000	-	-	\$670,000
Borrowing - Revenue Bonds/Notes: Storm Water Utility	-	-	-	\$475,000	-	-	\$475,000
	-	-	-	\$1,145,000	-	-	\$1,145,000

Requests

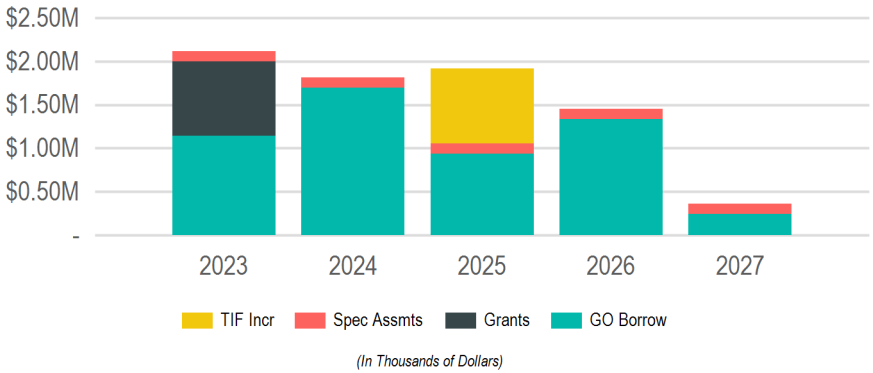
Funding Source	Past	2023	2024	2025	2026	2027	Total
[159]: 16th St N - Vine St to Main St							
<i>Engineering; Stormwater Utility; Streets</i>							
Borrowing - General Obligation Bonds/Notes	-	-	-	\$489,000	-	-	\$489,000
Borrowing - Revenue Bonds/Notes: Storm Water Utility	-	-	-	\$180,000	-	-	\$180,000
	-	-	-	\$669,000	-	-	\$669,000
[40]: 7th Street - La Crosse St. to Dead End North							
<i>Engineering; Stormwater Utility; Streets</i>							
Operating - Storm Water Utility Funds	-	-	-	\$120,000	-	-	\$120,000
Other - TIF Increment - 11	-	-	-	\$533,000	-	-	\$533,000
	-	-	-	\$653,000	-	-	\$653,000
[47]: 22nd Street South - Hyde Ave. to Weston St.							
<i>Engineering; Streets</i>							
Borrowing - General Obligation Bonds/Notes	-	-	-	\$583,000	-	-	\$583,000
	-	-	-	\$583,000	-	-	\$583,000
[179]: Lincoln Avenue - 29th St. to 32nd St.							
<i>Streets</i>							
Other - TIF Increment - 15	-	-	-	\$562,000	-	-	\$562,000
	-	-	-	\$562,000	-	-	\$562,000
[224]: Johnson Street - 5th Ave. to 7th St.							
<i>Engineering; Streets</i>							
Other - TIF Increment - 11	-	-	-	\$457,000	-	-	\$457,000
	-	-	-	\$457,000	-	-	\$457,000
[212]: State St - 16th St to 17th St							
<i>Stormwater Utility; Streets</i>							
Borrowing - General Obligation Bonds/Notes	-	-	-	\$256,000	-	-	\$256,000
Borrowing - Revenue Bonds/Notes: Storm Water Utility	-	-	-	\$144,000	-	-	\$144,000
	-	-	-	\$400,000	-	-	\$400,000
[800]: Stanley Court - Eastbrook Dr. to Dead End West							
<i>Streets</i>							
Operating - Streets Operating Budget	-	-	-	\$16,215	-	-	\$16,215
	-	-	-	\$16,215	-	-	\$16,215
[781]: Losey Boulevard - Park Dr. to Market St.							
<i>Engineering; Stormwater Utility; Streets</i>							
Borrowing - General Obligation Bonds/Notes	-	-	-	-	\$1,200,000	-	\$1,200,000
Borrowing - Revenue Bonds/Notes: Storm Water Utility	-	-	-	-	\$2,626,000	-	\$2,626,000
Grants - State	-	-	-	-	\$2,835,000	-	\$2,835,000
	-	-	-	-	\$6,661,000	-	\$6,661,000
[423]: Saint Andrew Street - Wood St. to Dead End East							
<i>Sanitary Sewer Utility; Stormwater Utility; Streets; Water Utility</i>							
Borrowing - General Obligation Bonds/Notes	-	-	-	-	\$1,169,000	-	\$1,169,000
Borrowing - Revenue Bonds/Notes: Sanitary Sewer Utility	-	-	-	-	\$210,000	-	\$210,000
Borrowing - Revenue Bonds/Notes: Storm Water Utility	-	-	-	-	\$15,000	-	\$15,000
Borrowing - Revenue Bonds/Notes: Water Utility	-	-	-	-	\$500,000	-	\$500,000
	-	-	-	-	\$1,894,000	-	\$1,894,000
[601]: Green Bay St - South Ave to 14th St S							
<i>Engineering; Stormwater Utility; Streets</i>							
Borrowing - General Obligation Bonds/Notes	-	-	-	-	\$1,230,000	-	\$1,230,000
Borrowing - Revenue Bonds/Notes: Storm Water Utility	-	-	-	-	\$106,000	-	\$106,000
	-	-	-	-	\$1,336,000	-	\$1,336,000
[174]: Charles St - Island St to Hagar St							
<i>Engineering; Stormwater Utility; Streets</i>							
Borrowing - Revenue Bonds/Notes: Storm Water Utility	-	-	-	-	\$436,000	-	\$436,000
Other - TIF Increment - 16	-	-	-	-	\$541,000	-	\$541,000
	-	-	-	-	\$977,000	-	\$977,000
[680]: 8th Street South - Johnson Street to Denton Street							
<i>Engineering; Sanitary Sewer Utility; Streets</i>							
Borrowing - General Obligation Bonds/Notes	-	-	-	-	\$500,000	\$500,000	\$1,000,000
Borrowing - Revenue Bonds/Notes: Sanitary Sewer Utility	-	-	-	-	\$59,000	\$59,000	\$118,000
Borrowing - Revenue Bonds/Notes: Storm Water Utility	-	-	-	-	\$99,000	\$99,000	\$198,000
Borrowing - Revenue Bonds/Notes: Water Utility	-	-	-	-	\$155,000	\$155,000	\$310,000
Operating - Sanitary Sewer Utility Funds	\$16,000	-	-	-	-	-	\$16,000
Operating - Streets Operating Budget	\$7,410	-	-	-	-	-	\$7,410
	\$23,410	-	-	-	\$813,000	\$813,000	\$1,649,410

Requests

Funding Source	Past	2023	2024	2025	2026	2027	Total
[223]: East Ave - Weston St to Horton St							
<i>Engineering; Stormwater Utility; Streets</i>							
Borrowing - General Obligation Bonds/Notes	-	-	-	-	\$222,000	-	\$222,000
Borrowing - Revenue Bonds/Notes: Storm Water Utility	-	-	-	-	\$157,500	-	\$157,500
	-	-	-	-	\$379,500	-	\$379,500
[429]: 23rd Street South - Hyde Ave. to Barlow St.							
<i>Streets</i>							
Borrowing - General Obligation Bonds/Notes	-	-	-	-	\$372,000	-	\$372,000
	-	-	-	-	\$372,000	-	\$372,000
[433]: Hagar Street - Liberty St. to Avon St.							
<i>Engineering; Streets</i>							
Other - TIF Increment - 16	-	-	-	-	\$264,000	-	\$264,000
	-	-	-	-	\$264,000	-	\$264,000
[596]: Cunningham Street - Larson Street to Dead End East							
<i>Engineering; Stormwater Utility; Streets</i>							
Borrowing - General Obligation Bonds/Notes	-	-	-	-	-	\$750,000	\$750,000
Borrowing - Revenue Bonds/Notes: Storm Water Utility	-	-	-	-	-	\$1,500,000	\$1,500,000
	-	-	-	-	-	\$2,250,000	\$2,250,000
[56]: Front St Regrade and Reconstruction							
<i>Engineering; Stormwater Utility; Streets</i>							
Other - TIF Increment - 11	\$500,000	-	-	-	-	\$2,000,000	\$2,500,000
	\$500,000	-	-	-	-	\$2,000,000	\$2,500,000
[670]: 10th Street North - Pine Street to Main Street							
<i>Engineering; Stormwater Utility; Streets</i>							
Borrowing - General Obligation Bonds/Notes	-	-	-	-	-	\$900,000	\$900,000
Borrowing - Revenue Bonds/Notes: Storm Water Utility	-	-	-	-	-	\$900,000	\$900,000
	-	-	-	-	-	\$1,800,000	\$1,800,000
[595]: 16th St S - Johnson St to Farnam St							
<i>Engineering; Stormwater Utility; Streets</i>							
Borrowing - General Obligation Bonds/Notes	-	-	-	-	-	\$600,000	\$600,000
Borrowing - Revenue Bonds/Notes: Storm Water Utility	-	-	-	-	-	\$940,000	\$940,000
	-	-	-	-	-	\$1,540,000	\$1,540,000
[160]: 17th Pl S - Main St to Cass St							
<i>Sanitary Sewer Utility; Streets; Water Utility</i>							
Borrowing - General Obligation Bonds/Notes	-	-	-	-	-	\$670,000	\$670,000
Borrowing - Revenue Bonds/Notes: Sanitary Sewer Utility	-	-	-	-	-	\$329,800	\$329,800
Borrowing - Revenue Bonds/Notes: Water Utility	-	-	-	-	-	\$407,400	\$407,400
	-	-	-	-	-	\$1,407,200	\$1,407,200
[431]: 31st Street South - State Rd. to East Fairchild St.							
<i>Engineering; Streets</i>							
Borrowing - General Obligation Bonds/Notes	-	-	-	-	-	\$945,000	\$945,000
	-	-	-	-	-	\$945,000	\$945,000
[58]: George Street - Wittenberg Pl. to Onalaska Ave.							
<i>Sanitary Sewer Utility; Stormwater Utility; Streets; Water Utility</i>							
Borrowing - General Obligation Bonds/Notes	-	-	-	-	-	\$345,000	\$345,000
Borrowing - Revenue Bonds/Notes: Sanitary Sewer Utility	-	-	-	-	-	\$120,000	\$120,000
Borrowing - Revenue Bonds/Notes: Storm Water Utility	-	-	-	-	-	\$132,000	\$132,000
Borrowing - Revenue Bonds/Notes: Water Utility	-	-	-	-	-	\$140,000	\$140,000
	-	-	-	-	-	\$737,000	\$737,000
[673]: Hood Street - Joseph Houska Drive to Bridge							
<i>Engineering; Streets</i>							
Borrowing - General Obligation Bonds/Notes	-	-	-	-	-	\$709,000	\$709,000
	-	-	-	-	-	\$709,000	\$709,000
[137]: Vine Street - Front St. to 2nd St.							
<i>Engineering; Streets</i>							
Borrowing - General Obligation Bonds/Notes	-	-	-	-	-	\$275,000	\$275,000
	-	-	-	-	-	\$275,000	\$275,000
[672]: Ray Place - Strong Avenue to Dead End East							
<i>Engineering; Streets</i>							
Borrowing - General Obligation Bonds/Notes	-	-	-	-	-	\$240,000	\$240,000
	-	-	-	-	-	\$240,000	\$240,000

Streetscaping & Lighting

2023 Total Funding
\$2,115,000
2023 New Borrowing
\$1,145,000
2023 City Funded
\$1,265,000



Funding Sources

Source	2023	2024	2025	2026	2027	Total
Borrowing	\$1,145,000	\$1,695,000	\$935,000	\$1,335,000	\$245,000	\$5,355,000
General Obligation Bonds/Notes	\$1,145,000	\$1,695,000	\$935,000	\$1,335,000	\$245,000	\$5,355,000
Grants & Other Intergovernmental	\$850,000	-	-	-	-	\$850,000
Federal	\$850,000	-	-	-	-	\$850,000
Taxation	\$120,000	\$120,000	\$980,000	\$120,000	\$120,000	\$1,460,000
Special Assessments	\$120,000	\$120,000	\$120,000	\$120,000	\$120,000	\$600,000
TIF Increment	-	-	\$860,000	-	-	\$860,000
	\$2,115,000	\$1,815,000	\$1,915,000	\$1,455,000	\$365,000	\$7,665,000

Requests

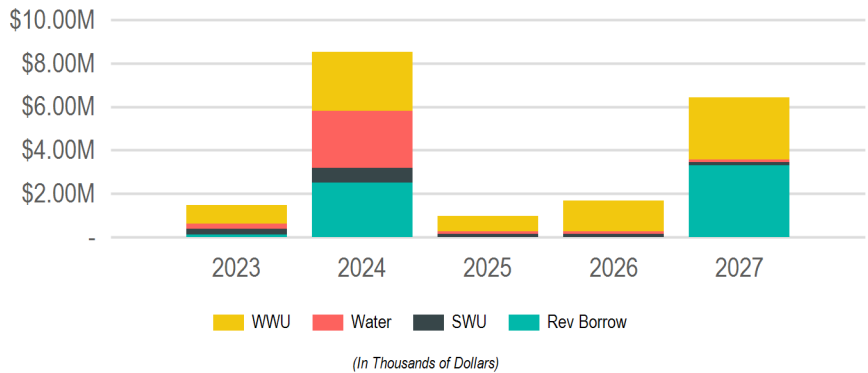
Funding Source	Past	2023	2024	2025	2026	2027	Total
[840]: Downtown Street Tree Project							
<i>Parks, Recreation and Forestry; Streets</i>							
Grants - Federal	-	\$850,000	-	-	-	-	\$850,000
	-	\$850,000	-	-	-	-	\$850,000
[756]: Rose St Streetscape - Hagar St to Windsor St							
<i>Engineering; Streets</i>							
Borrowing - General Obligation Bonds/Notes	-	\$750,000	\$750,000	-	-	-	\$1,500,000
	-	\$750,000	\$750,000	-	-	-	\$1,500,000
[464]: Sidewalk infill north side of Cass St (2515 Cass to 2823 Cass St)							
<i>Planning and Development</i>							
Borrowing - General Obligation Bonds/Notes	\$61,600	\$135,000	-	-	-	-	\$196,600
	\$61,600	\$135,000	-	-	-	-	\$196,600
[647]: Sidewalk Snow Removal - City Wide							
<i>Engineering; Fire</i>							
Other - Special Assessments	\$200,000	\$120,000	\$120,000	\$120,000	\$120,000	\$120,000	\$800,000
	\$200,000	\$120,000	\$120,000	\$120,000	\$120,000	\$120,000	\$800,000
[648]: Annual Sidewalk & ADA Ramp Replacement Program							
<i>Engineering</i>							
Borrowing - General Obligation Bonds/Notes	\$200,000	\$100,000	\$100,000	\$100,000	\$100,000	\$100,000	\$700,000
	\$200,000	\$100,000	\$100,000	\$100,000	\$100,000	\$100,000	\$700,000
[762]: Annual Sidewalk Infill Program							
<i>Engineering</i>							
Borrowing - General Obligation Bonds/Notes	-	\$100,000	\$100,000	\$115,000	\$115,000	\$125,000	\$555,000
	-	\$100,000	\$100,000	\$115,000	\$115,000	\$125,000	\$555,000
[727]: Boulevard Tree Installation- La Crosse Street from Oakland to Losey Blvd N.							
<i>Planning and Development</i>							
Borrowing - General Obligation Bonds/Notes	-	\$40,000	-	-	-	-	\$40,000
	-	\$40,000	-	-	-	-	\$40,000
[626]: LED Street Light Upgrades							
<i>Engineering</i>							
Borrowing - General Obligation Bonds/Notes	\$40,000	\$20,000	\$20,000	\$20,000	\$20,000	\$20,000	\$140,000
	\$40,000	\$20,000	\$20,000	\$20,000	\$20,000	\$20,000	\$140,000

Requests

Funding Source	Past	2023	2024	2025	2026	2027	Total
[745]: Pedestrian Lighting - State St, from 7th St to West Ave							
<i>Engineering</i>							
Borrowing - General Obligation Bonds/Notes	-	-	\$475,000	-	-	-	\$475,000
	-	-	\$475,000	-	-	-	\$475,000
[527]: New and infill sidewalk on Green Bay St from West Ave to 16th St							
<i>Engineering</i>							
Borrowing - General Obligation Bonds/Notes	-	-	\$125,000	-	-	-	\$125,000
	-	-	\$125,000	-	-	-	\$125,000
[843]: County Highway B Retaining Walls							
<i>Engineering</i>							
Borrowing - General Obligation Bonds/Notes	-	-	\$125,000	-	-	-	\$125,000
	-	-	\$125,000	-	-	-	\$125,000
[271]: 8th St Pedestrian Lighting, Jackson St. to Cass St.							
<i>Planning and Development</i>							
Other - TIF Increment - 11	-	-	-	\$770,000	-	-	\$770,000
	-	-	-	\$770,000	-	-	\$770,000
[827]: Pedestrian Lighting - Green Bay St, from South Ave to Losey Blvd							
<i>Engineering</i>							
Borrowing - General Obligation Bonds/Notes	-	-	-	\$700,000	\$600,000	-	\$1,300,000
	-	-	-	\$700,000	\$600,000	-	\$1,300,000
[259]: Pedestrian Lighting, 7th St N - from La Crosse St to North Terminus							
<i>Engineering</i>							
Other - TIF Increment - 11	-	-	-	\$90,000	-	-	\$90,000
	-	-	-	\$90,000	-	-	\$90,000
[846]: Pedestrian Lighting - Clinton St from Avon St to George St							
<i>Engineering</i>							
Borrowing - General Obligation Bonds/Notes	-	-	-	-	\$500,000	-	\$500,000
	-	-	-	-	\$500,000	-	\$500,000

Utilities

2023 Total Funding
\$1,480,000
2023 New Borrowing
\$125,000
2023 City Funded
\$1,480,000



Funding Sources

Source	2023	2024	2025	2026	2027	Total
Borrowing	\$125,000	\$2,500,000	-	-	\$3,300,000	\$5,925,000
Revenue Bonds/Notes	\$125,000	\$2,500,000	-	-	\$3,300,000	\$5,925,000
Operating Funds	\$1,355,000	\$6,025,000	\$970,000	\$1,690,000	\$3,135,000	\$13,175,000
Enterprise/Utility Funds	\$1,355,000	\$6,025,000	\$970,000	\$1,690,000	\$3,135,000	\$13,175,000
	\$1,480,000	\$8,525,000	\$970,000	\$1,690,000	\$6,435,000	\$19,100,000

Requests

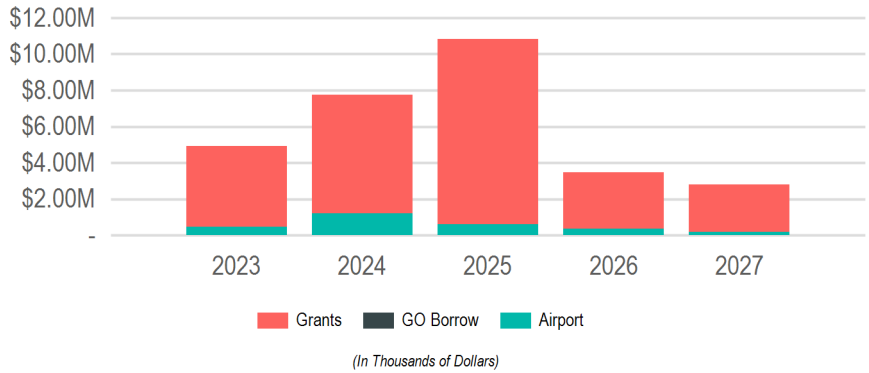
Funding Source	Past	2023	2024	2025	2026	2027	Total
[818]: Sanitary Sewer Main Replacement at 5200 Mormon Coulee Road							
<i>Sanitary Sewer Utility</i>							
Operating - Sanitary Sewer Utility Funds	-	\$400,000	-	-	-	-	\$400,000
	-	\$400,000	-	-	-	-	\$400,000
[405]: Pammel Creek Sanitary Lift Station Electrical Upgrade							
<i>Sanitary Sewer Utility</i>							
Operating - Sanitary Sewer Utility Funds	-	\$300,000	-	-	-	-	\$300,000
Operating - WWU Equip. Replacement Funds	\$488,500	-	-	-	-	-	\$488,500
	\$488,500	\$300,000	-	-	-	-	\$788,500
[816]: Water Main to Loop La Crosse St to 13th							
<i>Water Utility</i>							
Borrowing - Revenue Bonds/Notes: Water Utility	-	\$125,000	-	-	-	-	\$125,000
	-	\$125,000	-	-	-	-	\$125,000
[492]: Well House Furnace Replacements							
<i>Water Utility</i>							
Operating - Water Utility Funds	\$215,000	\$120,000	\$120,000	\$120,000	\$120,000	\$120,000	\$815,000
	\$215,000	\$120,000	\$120,000	\$120,000	\$120,000	\$120,000	\$815,000
[578]: Storm Water Utility Casting and Catch Basin Replacement Funds							
<i>Stormwater Utility</i>							
Operating - Storm Water Utility Funds	\$200,000	\$100,000	\$100,000	\$100,000	\$100,000	\$100,000	\$700,000
	\$200,000	\$100,000	\$100,000	\$100,000	\$100,000	\$100,000	\$700,000
[579]: Sanitary Sewer Utility Casting and Manhole Replacement Funds							
<i>Sanitary Sewer Utility</i>							
Operating - Sanitary Sewer Utility Funds	\$200,000	\$100,000	\$100,000	\$100,000	\$100,000	\$100,000	\$700,000
	\$200,000	\$100,000	\$100,000	\$100,000	\$100,000	\$100,000	\$700,000
[813]: Well 19 Motor Replacement							
<i>Water Utility</i>							
Operating - Water Utility Funds	-	\$60,000	-	-	-	-	\$60,000
	-	\$60,000	-	-	-	-	\$60,000
[184]: Street Best Management Practice (BMP)							
<i>Engineering: Stormwater Utility</i>							
Operating - Storm Water Utility Funds	\$200,000	\$50,000	\$50,000	\$50,000	\$50,000	\$50,000	\$450,000
	\$200,000	\$50,000	\$50,000	\$50,000	\$50,000	\$50,000	\$450,000
[611]: Rehabilitation of the Green Island Sanitary Lift Station							
<i>Sanitary Sewer Utility</i>							
Operating - Sanitary Sewer Utility Funds	-	\$50,000	\$550,000	-	-	-	\$600,000
	-	\$50,000	\$550,000	-	-	-	\$600,000

Requests

Funding Source	Past	2023	2024	2025	2026	2027	Total
[683]: Green Meadows Storm Station Controls Upgrade							
<i>Stormwater Utility</i>							
Operating - Storm Water Utility Funds	-	\$50,000	\$550,000	-	-	-	\$600,000
	-	\$50,000	\$550,000	-	-	-	\$600,000
[811]: Access Control Upgrades at Myrick Pumphouse Shop							
<i>Water Utility</i>							
Operating - Water Utility Funds	-	\$50,000	-	-	-	-	\$50,000
	-	\$50,000	-	-	-	-	\$50,000
[817]: Easter Road Drainage Swale Inlet							
<i>Stormwater Utility</i>							
Operating - Storm Water Utility Funds	-	\$50,000	-	-	-	-	\$50,000
	-	\$50,000	-	-	-	-	\$50,000
[806]: Fiber to Well 19							
<i>Water Utility</i>							
Operating - Water Utility Funds	-	\$25,000	-	-	-	-	\$25,000
	-	\$25,000	-	-	-	-	\$25,000
[500]: Myrick Pump Station Improvements							
<i>Water Utility</i>							
Operating - Water Utility Funds	\$500,000	-	\$2,500,000	-	-	-	\$3,000,000
	\$500,000	-	\$2,500,000	-	-	-	\$3,000,000
[631]: Storm Sewer Outfall from Losey Blvd and La Crosse St							
<i>Stormwater Utility</i>							
Borrowing - Revenue Bonds/Notes: Storm Water Utility	-	-	\$2,500,000	-	-	-	\$2,500,000
	-	-	\$2,500,000	-	-	-	\$2,500,000
[807]: Division Street Vault Coating							
<i>Sanitary Sewer Utility</i>							
Operating - Sanitary Sewer Utility Funds	-	-	\$1,500,000	-	-	-	\$1,500,000
	-	-	\$1,500,000	-	-	-	\$1,500,000
[227]: Sanitary Sewer Repair and Rehab Projects							
<i>Sanitary Sewer Utility</i>							
Operating - Sanitary Sewer Utility Funds	\$700,000	-	\$500,000	-	\$500,000	-	\$1,700,000
	\$700,000	-	\$500,000	-	\$500,000	-	\$1,700,000
[684]: Bluff Slough Sanitary Station Controls Upgrade							
<i>Sanitary Sewer Utility</i>							
Operating - Sanitary Sewer Utility Funds	-	-	\$55,000	\$600,000	-	-	\$655,000
	-	-	\$55,000	\$600,000	-	-	\$655,000
[689]: Parkview Sanitary Station Controls Upgrade							
<i>Sanitary Sewer Utility</i>							
Operating - Sanitary Sewer Utility Funds	-	-	-	-	\$710,000	-	\$710,000
	-	-	-	-	\$710,000	-	\$710,000
[708]: Disinfection Building Roof Replacement							
<i>Sanitary Sewer Utility</i>							
Operating - Sanitary Sewer Utility Funds	-	-	-	-	\$110,000	-	\$110,000
	-	-	-	-	\$110,000	-	\$110,000
[808]: Ultra Violet Treatment System Replacement at Wastewater Treatment Plant							
<i>Sanitary Sewer Utility</i>							
Borrowing - Revenue Bonds/Notes: Sanitary Sewer Utility	-	-	-	-	-	\$2,500,000	\$2,500,000
Operating - Sanitary Sewer Utility Funds	-	-	-	-	-	\$2,500,000	\$2,500,000
	-	-	-	-	-	\$5,000,000	\$5,000,000
[812]: Add 3rd Pump to Monitor St. Lift Station							
<i>Stormwater Utility</i>							
Borrowing - Revenue Bonds/Notes: Storm Water Utility	-	-	-	-	-	\$800,000	\$800,000
	-	-	-	-	-	\$800,000	\$800,000
[809]: Replace Cold Storage roof at WWTP							
<i>Sanitary Sewer Utility</i>							
Operating - Sanitary Sewer Utility Funds	-	-	-	-	-	\$200,000	\$200,000
	-	-	-	-	-	\$200,000	\$200,000
[690]: Valleybrook Sanitary Station Rehabilitation							
<i>Sanitary Sewer Utility</i>							
Operating - Sanitary Sewer Utility Funds	-	-	-	-	-	\$65,000	\$65,000
	-	-	-	-	-	\$65,000	\$65,000

Airport

2023 Total Funding
\$4,932,500
2023 New Borrowing
2023 City Funded
\$484,000



Funding Sources

Source	2023	2024	2025	2026	2027	Total
Grants & Other Intergovernmental	\$4,448,500	\$6,555,000	\$10,225,750	\$3,080,000	\$2,612,500	\$26,921,750
Federal	\$3,347,000	\$6,210,000	\$9,562,500	\$2,160,000	\$2,475,000	\$23,754,500
State	\$1,101,500	\$345,000	\$663,250	\$920,000	\$137,500	\$3,167,250
Operating Funds	\$484,000	\$1,200,000	\$619,250	\$377,500	\$195,000	\$2,875,750
Enterprise/Utility Funds	\$484,000	\$1,200,000	\$619,250	\$377,500	\$195,000	\$2,875,750
	\$4,932,500	\$7,755,000	\$10,845,000	\$3,457,500	\$2,807,500	\$29,797,500

Requests

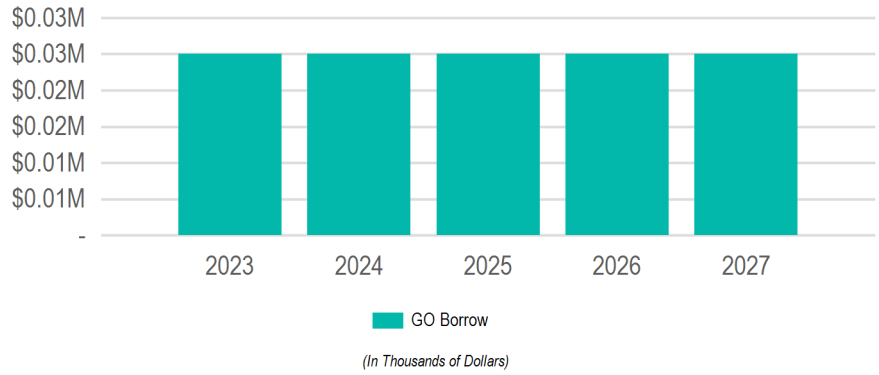
Funding Source	Past	2023	2024	2025	2026	2027	Total
[84]: Rehabilitation - Taxiway B							
<i>Airport</i>							
Grants - Federal	\$257,850	\$2,987,000	-	-	-	-	\$3,244,850
Grants - State	\$14,322	\$121,500	-	-	-	-	\$135,822
Operating - Passenger Facility Charges	\$14,325	\$121,500	-	-	-	-	\$135,825
	\$286,497	\$3,230,000	-	-	-	-	\$3,516,497
[88]: Reconstruct South Terminal Parking Lot							
<i>Airport</i>							
Grants - State	-	\$960,000	-	-	-	-	\$960,000
Operating - Airport Operating Funds	-	\$240,000	-	-	-	-	\$240,000
	-	\$1,200,000	-	-	-	-	\$1,200,000
[617]: Taxiway A Relocation							
<i>Airport</i>							
Grants - Federal	-	\$360,000	\$4,500,000	-	-	-	\$4,860,000
Grants - State	-	\$20,000	\$250,000	-	-	-	\$270,000
Operating - Airport Operating Funds	-	\$20,000	\$250,000	-	-	-	\$270,000
	-	\$400,000	\$5,000,000	-	-	-	\$5,400,000
[408]: Terminal Facility Upgrades and Rehabilitation							
<i>Airport</i>							
Operating - Airport Operating Funds	\$152,500	\$52,500	\$55,000	\$55,000	\$57,500	\$57,500	\$430,000
	\$152,500	\$52,500	\$55,000	\$55,000	\$57,500	\$57,500	\$430,000
[765]: Airport Facilities Assessment							
<i>Airport</i>							
Operating - Airport Operating Funds	-	\$50,000	-	-	-	-	\$50,000
	-	\$50,000	-	-	-	-	\$50,000
[412]: Rehabilitate Aircraft Rescue and Fire Fighting (ARFF) Facility							
<i>Airport</i>							
Grants - Federal	-	-	\$1,350,000	-	-	-	\$1,350,000
Grants - State	-	-	\$75,000	-	-	-	\$75,000
Operating - Passenger Facility Charges	-	-	\$75,000	-	-	-	\$75,000
	-	-	\$1,500,000	-	-	-	\$1,500,000
[616]: Terminal Outbound Baggage Expansion							
<i>Airport</i>							
Operating - Passenger Facility Charges	-	-	\$800,000	-	-	-	\$800,000
	-	-	\$800,000	-	-	-	\$800,000

Requests

Funding Source	Past	2023	2024	2025	2026	2027	Total
[711]: South GA Apron Reconstruction							
<i>Airport</i>							
Grants - Federal	-	-	\$360,000	\$8,100,000	-	-	\$8,460,000
Grants - State	-	-	\$20,000	\$450,000	-	-	\$470,000
Operating - Airport Operating Funds	-	-	\$20,000	\$450,000	-	-	\$470,000
	-	-	\$400,000	\$9,000,000	-	-	\$9,400,000
[615]: Construct Connector Taxiway							
<i>Airport</i>							
Grants - Federal	-	-	-	\$1,080,000	-	-	\$1,080,000
Grants - State	-	-	-	\$60,000	-	-	\$60,000
Operating - Passenger Facility Charges	-	-	-	\$60,000	-	-	\$60,000
	-	-	-	\$1,200,000	-	-	\$1,200,000
[620]: Taxiway C North Pavement Repairs and Joint Sealing							
<i>Airport</i>							
Grants - Federal	-	-	-	\$382,500	-	-	\$382,500
Grants - State	-	-	-	\$21,250	-	-	\$21,250
Operating - Passenger Facility Charges	-	-	-	\$21,250	-	-	\$21,250
	-	-	-	\$425,000	-	-	\$425,000
[767]: Reconstruct North Terminal Parking Lot							
<i>Airport</i>							
Grants - State	-	-	-	\$80,000	\$800,000	-	\$880,000
Operating - Airport Operating Funds	-	-	-	\$20,000	\$200,000	-	\$220,000
	-	-	-	\$100,000	\$1,000,000	-	\$1,100,000
[619]: Prepare Development Site							
<i>Airport</i>							
Grants - State	-	-	-	\$52,000	-	-	\$52,000
Operating - Airport Operating Funds	-	-	-	\$13,000	-	-	\$13,000
	-	-	-	\$65,000	-	-	\$65,000
[621]: Snow Removal Equipment Building Rehabilitation/Expansion							
<i>Airport</i>							
Grants - Federal	-	-	-	-	\$2,160,000	-	\$2,160,000
Grants - State	-	-	-	-	\$120,000	-	\$120,000
Operating - Passenger Facility Charges	-	-	-	-	\$120,000	-	\$120,000
	-	-	-	-	\$2,400,000	-	\$2,400,000
[712]: Airfield Drainage Improvements, Phase 2							
<i>Airport</i>							
Grants - Federal	-	-	-	-	-	\$1,935,000	\$1,935,000
Grants - State	-	-	-	-	-	\$107,500	\$107,500
Operating - Airport Operating Funds	-	-	-	-	-	\$107,500	\$107,500
	-	-	-	-	-	\$2,150,000	\$2,150,000
[769]: East GA Apron Reconstruction							
<i>Airport</i>							
Grants - Federal	-	-	-	-	-	\$540,000	\$540,000
Grants - State	-	-	-	-	-	\$30,000	\$30,000
Operating - Airport Operating Funds	-	-	-	-	-	\$30,000	\$30,000
	-	-	-	-	-	\$600,000	\$600,000

Bridges

2023 Total Funding
\$25,000
2023 New Borrowing
\$25,000
2023 City Funded
\$25,000



Funding Sources

Source	2023	2024	2025	2026	2027	Total
Borrowing	\$25,000	\$25,000	\$25,000	\$25,000	\$25,000	\$125,000
General Obligation Bonds/Notes	\$25,000	\$25,000	\$25,000	\$25,000	\$25,000	\$125,000
	\$25,000	\$25,000	\$25,000	\$25,000	\$25,000	\$125,000

Requests

Funding Source	Past	2023	2024	2025	2026	2027	Total
[528]: Bridge Maintenance & Inspections							
<i>Engineering</i>							
Borrowing - General Obligation Bonds/Notes	\$500,000	\$25,000	\$25,000	\$25,000	\$25,000	\$25,000	\$625,000
	\$500,000	\$25,000	\$25,000	\$25,000	\$25,000	\$25,000	\$625,000

New Borrowing Requests

Request	2023	2024	2025	2026	2027	Total
Borrowing - General Obligation Bonds/Notes						
752: Fire Station #4	\$4,425,000	-	-	-	-	\$4,425,000
53: Cliffwood Lane - 28th St. to Seiler Ln.	\$1,250,000	-	-	-	-	\$1,250,000
761: Annual Traffic Signal Replacement Program	\$1,000,000	\$1,000,000	\$1,000,000	\$1,100,000	\$1,100,000	\$5,200,000
23: Myrick Park Playground	\$750,000	-	-	-	-	\$750,000
753: Police Department Remodel	\$750,000	-	-	-	-	\$750,000
756: Rose St Streetscape - Hagar St to Windsor St	\$750,000	\$750,000	-	-	-	\$1,500,000
416: City Hall 5th Floor Remodel	\$700,000	-	-	-	-	\$700,000
E194: Fire Engine	\$700,000	-	-	-	-	\$700,000
820: Hass - Losey Blvd to Diagonal Rd	\$578,704	-	-	-	-	\$578,704
624: Flood Levee Rehabilitation	\$500,000	\$1,000,000	\$1,200,000	\$1,200,000	-	\$3,900,000
569: Traffic Preemption System - Total Replacement of Existing System	\$495,000	-	-	-	-	\$495,000
E337: Hybrid Buses	\$468,000	-	-	-	-	\$468,000
839: Eastwood Lane and Olson Court Street and Utility Replacement	\$334,000	-	-	-	-	\$334,000
182: Monitor St - Rose St to Lang Dr	\$310,000	-	-	\$470,000	-	\$780,000
E92: Motor Grader	\$310,000	\$280,000	-	-	-	\$590,000
268: Citywide Traffic Implementation: Interconnect & Synchronization	\$300,000	\$400,000	-	-	-	\$700,000
440: Carroll Park Improvements	\$300,000	-	-	-	-	\$300,000
E278: Truck Vacuum Street Sweeper	\$297,000	-	-	-	-	\$297,000
780: Fiesta Court - Losey Blvd. to Dead End North	\$210,000	-	-	-	-	\$210,000
E275: P25 Radio System/NICE Logger/SUS/RSUS Service	\$204,997	\$208,736	\$212,587	\$223,216	\$234,377	\$1,083,913
779: Emergency Operations Center Relocation	\$200,000	-	-	-	-	\$200,000
802: Victory Street - 1929 Victory St. to East Ave.	\$199,727	-	-	-	-	\$199,727
170: 21st St S - Market St to Winnebago St	\$196,000	-	-	-	-	\$196,000
E233: Log Truck	\$180,000	-	-	-	-	\$180,000
E105: Networking/Backbone Upgrades	\$179,000	\$484,000	\$910,000	\$579,000	\$404,000	\$2,556,000
664: Barlow St. - 13th Place to 13th Street	\$176,000	-	-	-	-	\$176,000
E312: Drive on Lift	\$165,000	-	-	-	-	\$165,000
598: Green Bay St - 22nd St S to Losey Blvd	\$160,000	\$156,000	-	-	-	\$316,000
277: ADA Transition Plan	\$150,000	\$150,000	\$150,000	-	-	\$450,000
763: Annual Capital Pavement Maintenance Program	\$150,000	\$150,000	\$200,000	\$200,000	\$250,000	\$950,000
804: Climate Action Plan Implementation	\$150,000	\$150,000	\$150,000	\$150,000	\$150,000	\$750,000
434: Hass Street - 26th St. to 27th St.	\$149,000	-	-	-	-	\$149,000
464: Sidewalk infill north side of Cass St (2515 Cass to 2823 Cass St)	\$135,000	-	-	-	-	\$135,000
E61: City Technology Upgrades	\$130,000	\$315,000	\$200,000	\$132,000	\$200,000	\$977,000
822: 10th & Market Intersection	\$125,000	-	-	-	-	\$125,000
427: 13th Place - Horton St. to South Ave.	\$124,000	-	-	-	-	\$124,000
799: Saint Andrew Street - George St. to Charles St.	\$121,878	-	-	-	-	\$121,878
168: Pammel Creek Repairs	\$100,000	-	-	-	-	\$100,000
551: Marsh Hydrological Study & Implementation	\$100,000	\$100,000	\$100,000	\$100,000	-	\$400,000
556: Crowley Park	\$100,000	-	-	-	-	\$100,000
561: City Hall Plumbing Repairs/Bathroom Remodel	\$100,000	\$100,000	\$100,000	\$100,000	-	\$400,000
594: 6th Street South - State Street to Cass Street	\$100,000	-	\$1,700,000	-	-	\$1,800,000
648: Annual Sidewalk & ADA Ramp Replacement Program	\$100,000	\$100,000	\$100,000	\$100,000	\$100,000	\$500,000
762: Annual Sidewalk Infill Program	\$100,000	\$100,000	\$115,000	\$115,000	\$125,000	\$555,000
770: Cameron Park Playground Surfacing	\$100,000	-	-	-	-	\$100,000
829: 7th & Adams Streets - Intersection Traffic Calming	\$90,000	-	-	-	-	\$90,000
841: Badger/Hickey Park Shelter	\$85,000	\$600,000	-	-	-	\$685,000
E109: Special Operations Teams and Urban Search and Rescue Response Equipment	\$80,000	\$80,000	\$80,000	\$80,000	\$80,000	\$400,000
542: City Hall Networking Cable Replacement	\$75,000	\$50,000	-	-	-	\$125,000
565: Fiber, Wireless and other Telecommunications Infrastructure	\$70,000	\$70,000	\$70,000	-	-	\$210,000
E313: Fork Lift	\$58,500	-	-	-	-	\$58,500
470: Green Bay St - from South Ave to 9th St; South Ave Green bay to North end of 2022 WDOT Project	\$55,000	-	-	-	-	\$55,000
E119: Cardiac Monitors and Associated Equipment	\$55,000	-	\$65,000	-	-	\$120,000
771: Citywide Tree Planting	\$50,000	\$50,000	\$50,000	\$50,000	\$50,000	\$250,000
825: Municipal Services Center - Brine Tank Addition	\$50,000	\$800,000	-	-	-	\$850,000
E311: Dual Band Radios	\$47,282	-	-	-	-	\$47,282
E314: Portable Digital Reader Board	\$44,000	-	-	-	-	\$44,000
727: Boulevard Tree Installation- La Crosse Street from Oakland to Losey Blvd N.	\$40,000	-	-	-	-	\$40,000
E101: Domain Awareness, Building Security and Smart City	\$40,000	\$40,000	\$40,000	\$40,000	\$40,000	\$200,000
E196: Thermal Imaging Cameras	\$40,000	-	\$20,000	-	-	\$60,000
E320: Pool Furnishings (Pool Chairs)	\$40,000	-	-	-	-	\$40,000
E297: Compactor Box	\$36,000	-	\$25,000	-	\$16,000	\$77,000
786: 31st Place South-Farnam St. to Green Bay St.	\$33,603	-	-	-	-	\$33,603
826: 19th & Market Streets - RRFB	\$33,000	-	-	-	-	\$33,000
797: Richard Drive - Markle Rd to Robinhood Dr	\$32,292	-	-	-	-	\$32,292

Supplemental Information - New Borrowing Requests

Request	2023	2024	2025	2026	2027	Total
785: 21st Street South - Green Bay St. to Travis St.	\$26,910	-	-	-	-	\$26,910
528: Bridge Maintenance & Inspections	\$25,000	\$25,000	\$25,000	\$25,000	\$25,000	\$125,000
793: Mesa Grande Place- Church St. to Dead End East	\$24,840	-	-	-	-	\$24,840
834: Bicycle and Pedestrian Master Plan	\$24,000	-	-	-	-	\$24,000
E96: Advanced Life Support/Basic Life Support Emergency Medical Services Equipment	\$22,000	\$22,000	\$22,000	\$22,000	\$22,000	\$110,000
626: LED Street Light Upgrades	\$20,000	\$20,000	\$20,000	\$20,000	\$20,000	\$100,000
E51: Bullet Resistant Vests	\$20,000	\$20,000	\$20,000	\$20,000	\$20,000	\$100,000
E234: Buffalo Turbine Blower	\$16,000	-	-	-	-	\$16,000
E283: Cement Benches in Front of Facility for Public Use	\$14,000	-	-	-	-	\$14,000
828: 11th & Market Streets - Pedestrian intersection safety improvements	\$11,000	-	-	-	-	\$11,000
656: Public Market	-	\$1,000,000	\$1,500,000	-	-	\$2,500,000
E263: Hazardous Materials Team Response Vehicle	-	\$850,000	-	-	-	\$850,000
466: South Community Library Remodel	-	\$750,000	-	-	-	\$750,000
643: Roof Replacement for South Hall A and Lobby	-	\$700,000	-	-	-	\$700,000
421: Livingston Street - Liberty St. to George St.	-	\$609,000	-	-	-	\$609,000
49: 28th Street South - Main St. to Cass St.	-	\$601,000	-	-	-	\$601,000
162: 17th Street South - Chase St. to South Ave.	-	\$540,000	-	-	-	\$540,000
745: Pedestrian Lighting - State St, from 7th St to West Ave	-	\$475,000	-	-	-	\$475,000
169: 21st St N - Campbell Rd to State St	-	\$462,000	-	-	-	\$462,000
775: Forest Hills Parking Lot	-	\$450,000	-	-	-	\$450,000
600: Green Bay St - Losey Blvd to BNSF RR	-	\$443,000	-	-	-	\$443,000
134: Saint James Street - Copeland Ave. to Caledonia St.	-	\$406,000	-	-	-	\$406,000
666: Jansen Place - State Highway 16 to County Highway PH	-	\$363,000	-	-	-	\$363,000
772: Pettibone Beach House	-	\$250,000	-	-	-	\$250,000
222: 21st Pl S - Townsend St to Bennett St	-	\$186,000	-	-	-	\$186,000
467: Main Branch Library Main Hall Remodel	-	\$175,000	-	-	-	\$175,000
805: South Ballroom Carpeting	-	\$175,000	-	-	-	\$175,000
E87: Single Axle Dump Truck w/Plow (Mail Box Cut)	-	\$162,000	-	\$166,000	\$171,000	\$499,000
554: Northside Community Pool	-	\$150,000	\$200,000	-	-	\$350,000
649: Bliss Road Slope Stabilization	-	\$150,000	\$150,000	\$150,000	-	\$450,000
766: Security Infrastructure Update	-	\$150,000	-	-	-	\$150,000
E315: Brine Making System	-	\$150,000	-	-	-	\$150,000
527: New and infill sidewalk on Green Bay St from West Ave to 16th St	-	\$125,000	-	-	-	\$125,000
843: County Highway B Retaining Walls	-	\$125,000	-	-	-	\$125,000
E321: Wide Area Lawn Mower	-	\$90,000	-	-	-	\$90,000
E237: Wood Chipper	-	\$75,000	-	-	-	\$75,000
E49: Leaf Vacuum Collector	-	\$61,218	\$67,000	-	-	\$128,218
E310: Skid Steer loader	-	\$59,000	-	-	-	\$59,000
E298: Furniture, Fixtures and Equipment Replacement	-	\$50,000	\$50,000	\$50,000	-	\$150,000
E227: Toro Greenmaster	-	\$40,000	-	-	-	\$40,000
E241: Stump Grinder	-	\$40,000	-	-	-	\$40,000
E193: Structural Firefighting Helmets	-	\$38,000	-	-	-	\$38,000
E239: John Deere Turf Gator	-	\$32,000	-	-	-	\$32,000
E223: 10' Stainless Steel Spreader w/tanks/controls	-	\$28,000	-	-	-	\$28,000
E322: Athletic Field Roller	-	\$15,000	-	-	-	\$15,000
602: Green Bay St - 14th St S to East Ave	-	-	\$920,000	-	-	\$920,000
827: Pedestrian Lighting - Green Bay St, from South Ave to Losey Blvd	-	-	\$700,000	\$600,000	-	\$1,300,000
435: 15th Street - Cass St. to Ferry St.	-	-	\$670,000	-	-	\$670,000
47: 22nd Street South - Hyde Ave. to Weston St.	-	-	\$583,000	-	-	\$583,000
220: 20th St S - Hyde Ave to Weston St	-	-	\$546,000	-	-	\$546,000
555: River Point District Waterway Development Plan	-	-	\$500,000	\$500,000	\$500,000	\$1,500,000
159: 16th St N - Vine St to Main St	-	-	\$489,000	-	-	\$489,000
562: City Hall Air Handler Replacement	-	-	\$450,000	\$450,000	-	\$900,000
688: Wagon Wheel Connector Trail	-	-	\$391,728	\$391,728	-	\$783,456
548: Copeland Park Shelters and Site Improvements	-	-	\$300,000	\$300,000	\$300,000	\$900,000
550: Forest Hills Irrigation System	-	-	\$300,000	\$300,000	\$300,000	\$900,000
E316: Loader	-	-	\$285,000	-	-	\$285,000
212: State St - 16th St to 17th St	-	-	\$256,000	-	-	\$256,000
749: Copeland Park Transient Dock and Marina	-	-	\$250,000	-	-	\$250,000
E86: Tandem Axle Dump Truck w/belly plow	-	-	\$218,000	-	\$223,000	\$441,000
E91: Quad Axle Dump Truck	-	-	\$210,000	-	-	\$210,000
441: Trails / Bluffland	-	-	\$200,000	\$200,000	\$200,000	\$600,000
553: Erickson Pool	-	-	\$200,000	-	-	\$200,000
560: Hass Park	-	-	\$200,000	-	-	\$200,000
563: City Hall Windows, Air Seal Replacements	-	-	\$200,000	\$200,000	\$200,000	\$600,000
E266: Aerial Lift Truck	-	-	\$195,000	-	-	\$195,000
716: Coulee Park	-	-	\$100,000	-	-	\$100,000
700: Chad Erickson Lagoon Trail Stabilization	-	-	\$75,000	-	-	\$75,000
698: City Wide Fence Replacement	-	-	\$50,000	\$50,000	\$50,000	\$150,000

Supplemental Information - New Borrowing Requests

Request	2023	2024	2025	2026	2027	Total
701: South Side Neighborhood Center Roof	-	-	\$50,000	-	-	\$50,000
803: Interior Networking Cable Plant Replacement	-	-	\$50,000	\$50,000	\$50,000	\$150,000
642: Sound System for South Hall B, Ballroom, Foyer and Boardrooms	-	-	\$45,000	-	-	\$45,000
725: Utility line to La Crosse Municipal Harbor	-	-	\$40,000	-	-	\$40,000
735: Lost La Crosse- Historic Signage Project	-	-	\$30,000	-	-	\$30,000
E323: Aluminum Flagpole	-	-	\$30,000	-	-	\$30,000
601: Green Bay St - South Ave to 14th St S	-	-	-	\$1,230,000	-	\$1,230,000
781: Losey Boulevard - Park Dr. to Market St.	-	-	-	\$1,200,000	-	\$1,200,000
423: Saint Andrew Street - Wood St. to Dead End East	-	-	-	\$1,169,000	-	\$1,169,000
680: 8th Street South - Johnson Street to Denton Street	-	-	-	\$500,000	\$500,000	\$1,000,000
846: Pedestrian Lighting - Clinton St from Avon St to George St	-	-	-	\$500,000	-	\$500,000
429: 23rd Street South - Hyde Ave. to Barlow St.	-	-	-	\$372,000	-	\$372,000
540: Restroom remodeling in South Facility	-	-	-	\$360,000	-	\$360,000
439: Copeland Park Walk of Fame/Sidewalks	-	-	-	\$350,000	-	\$350,000
544: Forest Hills Tennis Courts	-	-	-	\$300,000	-	\$300,000
777: Green Island Ice Arena Roof	-	-	-	\$300,000	-	\$300,000
E83: Pelican Street Sweeper	-	-	-	\$291,000	-	\$291,000
706: Municipal Harbor Transient Dock	-	-	-	\$250,000	-	\$250,000
223: East Ave - Weston St to Horton St	-	-	-	\$222,000	-	\$222,000
776: Municipal Boat Harbor Gazebo	-	-	-	\$150,000	-	\$150,000
564: City Hall Parking Lot	-	-	-	\$125,000	-	\$125,000
E325: Front End Loader	-	-	-	\$120,000	-	\$120,000
709: Outside Doors in South Hall and Production	-	-	-	\$110,000	-	\$110,000
559: Glendale Park	-	-	-	\$100,000	-	\$100,000
543: North Community Library Boiler Replacement	-	-	-	\$75,000	-	\$75,000
E317: Tar Kettle	-	-	-	\$74,000	-	\$74,000
702: Green Island Tennis Facility	-	-	-	\$70,000	-	\$70,000
E318: Column Lift	-	-	-	\$70,000	-	\$70,000
E326: Lawn Mower	-	-	-	\$60,000	-	\$60,000
663: City Hall Stairwell Refurbishments	-	-	-	\$50,000	-	\$50,000
E279: Toro Workman Dedicated Sprayer	-	-	-	\$34,000	-	\$34,000
E277: Sport Bleachers	-	-	-	\$25,000	-	\$25,000
431: 31st Street South - State Rd. to East Fairchild St.	-	-	-	-	\$945,000	\$945,000
670: 10th Street North - Pine Street to Main Street	-	-	-	-	\$900,000	\$900,000
567: Municipal Boat Harbor Parking Facility	-	-	-	-	\$750,000	\$750,000
596: Cunningham Street - Larson Street to Dead End East	-	-	-	-	\$750,000	\$750,000
673: Hood Street - Joseph Houska Drive to Bridge	-	-	-	-	\$709,000	\$709,000
160: 17th Pl S - Main St to Cass St	-	-	-	-	\$670,000	\$670,000
547: West Copeland Parking Lot	-	-	-	-	\$600,000	\$600,000
595: 16th St S - Johnson St to Farnam St	-	-	-	-	\$600,000	\$600,000
546: East Copeland Parking Lot	-	-	-	-	\$400,000	\$400,000
58: George Street - Wittenberg Pl. to Onalaska Ave.	-	-	-	-	\$345,000	\$345,000
137: Vine Street - Front St. to 2nd St.	-	-	-	-	\$275,000	\$275,000
672: Ray Place - Strong Avenue to Dead End East	-	-	-	-	\$240,000	\$240,000
558: Seminary Park	-	-	-	-	\$150,000	\$150,000
E319: Pavement Roller	-	-	-	-	\$150,000	\$150,000
E328: Zamboni	-	-	-	-	\$150,000	\$150,000
557: Merry Meadows Park	-	-	-	-	\$100,000	\$100,000
768: Riverside Park Pergola	-	-	-	-	\$100,000	\$100,000
778: Civic Center Park	-	-	-	-	\$100,000	\$100,000
E329: Skid Steer	-	-	-	-	\$70,000	\$70,000
714: Lueth Park	-	-	-	-	\$50,000	\$50,000
E97: Training Site - Equipment Improvements and Live Burn Engineering Requirements	-	-	-	-	\$50,000	\$50,000
774: Riverside International Friendship Gardens	-	-	-	-	\$25,000	\$25,000
	\$19,381,733	\$17,195,954	\$17,075,315	\$16,240,944	\$13,459,377	\$83,353,323

Borrowing - Revenue Bonds/Notes: Sanitary Sewer Utility

799: Saint Andrew Street - George St. to Charles St.	\$209,000	-	-	-	-	\$209,000
821: Onalaska Ave - Stoddard to Salem Rd	\$160,400	-	-	-	-	\$160,400
470: Green Bay St - from South Ave to 9th St; South Ave Green bay to North end of 2022 WDOT Project	\$130,000	-	-	-	-	\$130,000
785: 21st Street South - Green Bay St. to Travis St.	\$111,200	-	-	-	-	\$111,200
820: Hass - Losey Blvd to Diagonal Rd	\$109,400	-	-	-	-	\$109,400
170: 21st St S - Market St to Winnebago St	\$101,000	-	-	-	-	\$101,000
822: 10th & Market Intersection	\$81,000	-	-	-	-	\$81,000
829: 7th & Adams Streets - Intersection Traffic Calming	\$36,000	-	-	-	-	\$36,000
418: 2nd Street South - Cameron Ave. to Market St.	\$12,000	-	-	-	-	\$12,000
171: Buchner Pl - Copeland Ave to Dead End West	-	\$377,000	-	-	-	\$377,000
169: 21st St N - Campbell Rd to State St	-	\$223,000	-	-	-	\$223,000

Supplemental Information - New Borrowing Requests

Request	2023	2024	2025	2026	2027	Total
421: Livingston Street - Liberty St. to George St.	-	\$96,400	-	-	-	\$96,400
220: 20th St S - Hyde Ave to Weston St	-	-	\$215,000	-	-	\$215,000
182: Monitor St - Rose St to Lang Dr	-	-	-	\$415,000	-	\$415,000
423: Saint Andrew Street - Wood St. to Dead End East	-	-	-	\$210,000	-	\$210,000
680: 8th Street South - Johnson Street to Denton Street	-	-	-	\$59,000	\$59,000	\$118,000
808: Ultra Violet Treatment System Replacement at Wastewater Treatment Plant	-	-	-	-	\$2,500,000	\$2,500,000
160: 17th PI S - Main St to Cass St	-	-	-	-	\$329,800	\$329,800
58: George Street - Wittenberg Pl. to Onalaska Ave.	-	-	-	-	\$120,000	\$120,000
	\$950,000	\$696,400	\$215,000	\$684,000	\$3,008,800	\$5,554,200

Borrowing - Revenue Bonds/Notes: Storm Water Utility

802: Victory Street - 1929 Victory St. to East Ave.	\$400,000	-	-	-	-	\$400,000
470: Green Bay St - from South Ave to 9th St; South Ave Green bay to North end of 2022 WDOT Project	\$170,000	-	-	-	-	\$170,000
829: 7th & Adams Streets - Intersection Traffic Calming	\$96,000	-	-	-	-	\$96,000
822: 10th & Market Intersection	\$87,000	-	-	-	-	\$87,000
418: 2nd Street South - Cameron Ave. to Market St.	\$47,500	-	-	-	-	\$47,500
631: Storm Sewer Outfall from Losey Blvd and La Crosse St	-	\$2,500,000	-	-	-	\$2,500,000
600: Green Bay St - Losey Blvd to BNSF RR	-	\$890,000	-	-	-	\$890,000
598: Green Bay St - 22nd St S to Losey Blvd	-	\$620,000	-	-	-	\$620,000
209: Onalaska Ave - Moore St to Gohres St	-	\$530,000	-	-	-	\$530,000
171: Buchner Pl - Copeland Ave to Dead End West	-	\$505,000	-	-	-	\$505,000
222: 21st PI S - Townsend St to Bennett St	-	\$255,000	-	-	-	\$255,000
183: Moore St - Prospect St to dead end east	-	\$240,000	-	-	-	\$240,000
169: 21st St N - Campbell Rd to State St	-	\$139,000	-	-	-	\$139,000
421: Livingston Street - Liberty St. to George St.	-	\$127,500	-	-	-	\$127,500
134: Saint James Street - Copeland Ave. to Caledonia St.	-	\$15,000	-	-	-	\$15,000
436: Ferry Street - 11th St. to 15th St.	-	-	\$1,000,000	-	-	\$1,000,000
435: 15th Street - Cass St. to Ferry St.	-	-	\$475,000	-	-	\$475,000
220: 20th St S - Hyde Ave to Weston St	-	-	\$390,000	-	-	\$390,000
159: 16th St N - Vine St to Main St	-	-	\$180,000	-	-	\$180,000
212: State St - 16th St to 17th St	-	-	\$144,000	-	-	\$144,000
781: Losey Boulevard - Park Dr. to Market St.	-	-	-	\$2,626,000	-	\$2,626,000
182: Monitor St - Rose St to Lang Dr	-	-	-	\$494,000	-	\$494,000
174: Charles St - Island St to Hagar St	-	-	-	\$436,000	-	\$436,000
223: East Ave - Weston St to Horton St	-	-	-	\$157,500	-	\$157,500
601: Green Bay St - South Ave to 14th St S	-	-	-	\$106,000	-	\$106,000
680: 8th Street South - Johnson Street to Denton Street	-	-	-	\$99,000	\$99,000	\$198,000
423: Saint Andrew Street - Wood St. to Dead End East	-	-	-	\$15,000	-	\$15,000
596: Cunningham Street - Larson Street to Dead End East	-	-	-	-	\$1,500,000	\$1,500,000
595: 16th St S - Johnson St to Farnam St	-	-	-	-	\$940,000	\$940,000
670: 10th Street North - Pine Street to Main Street	-	-	-	-	\$900,000	\$900,000
812: Add 3rd Pump to Monitor St. Lift Station	-	-	-	-	\$800,000	\$800,000
58: George Street - Wittenberg Pl. to Onalaska Ave.	-	-	-	-	\$132,000	\$132,000
	\$800,500	\$5,821,500	\$2,189,000	\$3,933,500	\$4,371,000	\$17,115,500

Borrowing - Revenue Bonds/Notes: Water Utility

418: 2nd Street South - Cameron Ave. to Market St.	\$386,900	-	-	-	-	\$386,900
799: Saint Andrew Street - George St. to Charles St.	\$246,900	-	-	-	-	\$246,900
470: Green Bay St - from South Ave to 9th St; South Ave Green bay to North end of 2022 WDOT Project	\$160,000	-	-	-	-	\$160,000
816: Water Main to Loop La Crosse St to 13th	\$125,000	-	-	-	-	\$125,000
135: Saint Cloud St - Rose St to Copeland Ave.	\$89,000	-	-	-	-	\$89,000
822: 10th & Market Intersection	\$60,000	-	-	-	-	\$60,000
829: 7th & Adams Streets - Intersection Traffic Calming	\$21,000	-	-	-	-	\$21,000
598: Green Bay St - 22nd St S to Losey Blvd	-	\$360,000	-	-	-	\$360,000
134: Saint James Street - Copeland Ave. to Caledonia St.	-	\$30,000	-	-	-	\$30,000
602: Green Bay St - 14th St S to East Ave	-	-	\$304,000	-	-	\$304,000
220: 20th St S - Hyde Ave to Weston St	-	-	\$210,000	-	-	\$210,000
182: Monitor St - Rose St to Lang Dr	-	-	-	\$530,000	-	\$530,000
423: Saint Andrew Street - Wood St. to Dead End East	-	-	-	\$500,000	-	\$500,000
680: 8th Street South - Johnson Street to Denton Street	-	-	-	\$155,000	\$155,000	\$310,000
160: 17th PI S - Main St to Cass St	-	-	-	-	\$407,400	\$407,400
58: George Street - Wittenberg Pl. to Onalaska Ave.	-	-	-	-	\$140,000	\$140,000
	\$1,088,800	\$390,000	\$514,000	\$1,185,000	\$702,400	\$3,880,200

TIF Funded Project Requests

Request	2023	2024	2025	2026	2027	Total
---------	------	------	------	------	------	-------

Figures only include TIF portion of project funding does not include total project cost.

Other - TIF Increment - 10

764: Pettibone Park Waterline Extension	-	-	\$350,000	-	-	\$350,000
773: Pettibone Parking Lot	-	-	-	\$200,000	-	\$200,000
	-	-	\$350,000	\$200,000	-	\$550,000

Other - TIF Increment - 11

418: 2nd Street South - Cameron Ave. to Market St.	\$1,299,000	-	-	-	-	\$1,299,000
417: 2nd Street South - Jay St. to Cass St.	\$816,000	-	-	-	-	\$816,000
447: Downtown Facade Renovation Program	\$100,000	\$100,000	\$100,000	\$100,000	-	\$400,000
425: 7th Street South - Ferry St. to Market St.	-	\$215,000	-	-	-	\$215,000
436: Ferry Street - 11th St. to 15th St.	-	-	\$1,000,000	-	-	\$1,000,000
271: 8th St Pedestrian Lighting, Jackson St. to Cass St.	-	-	\$770,000	-	-	\$770,000
40: 7th Street - La Crosse St. to Dead End North	-	-	\$533,000	-	-	\$533,000
224: Johnson Street - 5th Ave. to 7th St.	-	-	\$457,000	-	-	\$457,000
259: Pedestrian Lighting, 7th St N - from La Crosse St to North Terminus	-	-	\$90,000	-	-	\$90,000
703: Houska Park Pedestrian Bridge Replacement	-	-	-	\$250,000	-	\$250,000
56: Front St Regrade and Reconstruction	-	-	-	-	\$2,000,000	\$2,000,000
	\$2,215,000	\$315,000	\$2,950,000	\$350,000	\$2,000,000	\$7,830,000

Other - TIF Increment - 15

622: Replacement Housing	\$150,000	-	-	-	-	\$150,000
430: 28th Street South - Lincoln Ave. to Ward Ave.	-	\$198,000	-	-	-	\$198,000
179: Lincoln Avenue - 29th St. to 32nd St.	-	-	\$562,000	-	-	\$562,000
	\$150,000	\$198,000	\$562,000	-	-	\$910,000

Other - TIF Increment - 16

682: Red Cloud Park Trail	-	-	\$50,000	-	-	\$50,000
174: Charles St - Island St to Hagar St	-	-	-	\$541,000	-	\$541,000
433: Hagar Street - Liberty St. to Avon St.	-	-	-	\$264,000	-	\$264,000
	-	-	\$50,000	\$805,000	-	\$855,000

Other - TIF Increment - 18

171: Buchner PI - Copeland Ave to Dead End West	-	\$923,000	-	-	-	\$923,000
	-	\$923,000	-	-	-	\$923,000

Unfunded Requests

Request	Past Funded Amount	Unfunded Amount	Total Amount
Parks, Recreation & Forestry			
545: Erickson Parking Lot	-	\$300,000	\$300,000
	-	\$300,000	\$300,000
Planning & Community Development - Housing			
659: Code Compliance Loan Program	-	\$65,000	\$65,000
	-	\$65,000	\$65,000
Transportation & Utilities - Streets			
46: 20th Street South - Park Ave. to Denton St.	-	\$138,000	\$138,000
57: Garner Place - Zion Rd to Dead End South	-	\$339,000	\$339,000
64: Lauderdale Place - George St. to Lauderdale Ct.	-	\$1,264,000	\$1,264,000
138: Zion Road - Garner Pl. to Dead End North	-	\$288,000	\$288,000
181: Milwaukee St- Buchner Pl to Causeway Blvd	-	\$725,000	\$725,000
213: Birch Street - 29th St. to Dead End East	-	\$423,000	\$423,000
228: Travis Street - East Ave. to 20th St. S	-	\$585,000	\$585,000
229: Weston Street - East Ave. to 21st Pl. S	-	\$1,553,000	\$1,553,000
230: 7th St S - Wollan Pl to Cook St	-	\$440,000	\$440,000
232: 20th Street South - Mormon Coulee Rd. to Dead End South	-	\$129,000	\$129,000
233: Cook Street - 7th St. S to Steele St.	-	\$515,500	\$515,500
234: Sims Place - Western Terminus to South Ave	-	\$1,800,000	\$1,800,000
424: Sunset Drive - Green Bay St. to State Rd.	-	\$741,800	\$741,800
428: 21st Street South - Jackson St. to Johnson St.	-	\$216,000	\$216,000
432: Elm Drive - Easter Rd. to Valleyview Pl.	-	\$1,439,000	\$1,439,000
593: Redfield Street - 21st Street South to Losey Boulevard	-	\$1,105,200	\$1,105,200
597: Farnam St - 16th St S to 20th St S	-	\$1,900,000	\$1,900,000
667: Redfield Street - 16th Street to East Avenue	-	\$375,000	\$375,000
671: Liberty Street - Sill Street to Clinton Street	-	\$741,000	\$741,000
789: Cook Street- Steele St. to Miller St.	-	\$22,770	\$22,770
819: 13th Pl - Barlow to Weston	-	\$249,544	\$249,544
823: 13th Place - Travis to Barlow	-	\$219,000	\$219,000
	-	\$15,208,814	\$15,208,814
Transportation & Utilities - Streetscaping & Lighting			
625: Hwy 53 Corridor Streetscaping Decorative Medallions	-	\$60,000	\$60,000
744: Pedestrian Lighting - Main St, from 7th St to West Ave	-	\$475,000	\$475,000
824: Airport Road - Streetlighting, terminal to Lakeshore Dr	-	\$275,000	\$275,000
830: New Infill Sidewalk - Miller St, from Cook St to Niebalski Bridge	-	\$700,000	\$700,000
831: Pedestrian Lighting - Main St, 7th St to 28th St	-	\$1,600,000	\$1,600,000
832: Pedestrian Lighting - 8th & 9th Streets, from Cameron Ave to Market St	-	\$800,000	\$800,000
	-	\$3,910,000	\$3,910,000
Transportation & Utilities - Bridges			
835: 28th Street Pedestrian Bridge	-	\$275,000	\$275,000
	-	\$275,000	\$275,000
	-	\$19,758,814	\$19,758,814

Leased Vehicles

The City is in partnership with Enterprise Fleet Management. The City is transitioning fleet vehicles to leased vehicles to ultimately reduce the fleet budget and to update the current aging fleet. This report details the planned amount of vehicles the City will lease from Enterprise and the annual cost for 2022. The total annual lease cost includes any cash outlay for upfitting of vehicles and is net of any trade-in sales from the replaced vehicle. A negative annual lease cost signifies that the trade in sales were more than the total annual lease cost. Lease payments for general government are not included in the individual department operating budgets. The lease payments are levied for and are in the debt service fund. Enterprise and Special Revenue Fund leases are budgeted for in their respective fund operating budget.

General Government

Vehicle Type		
Engineering		2023
SUVs		0
Trucks		0
Total Leased Vehicle Fleet:		-
Total Annual Lease Cost:		-
Fire		2023
SUVs		0
Trucks		0
Total Leased Vehicle Fleet:		-
Total Annual Lease Cost:		-
Information Technology		2023
SUVs		0
Total Leased Vehicle Fleet:		-
Total Annual Lease Cost:		-
Parks, Recreation and Forestry		2023
SUVs		0
Trucks		0
Vans		0
Total Leased Vehicle Fleet:		-
Total Annual Lease Cost:		-
Police		2023
SUVs		0
Total Leased Vehicle Fleet:		-
Total Annual Lease Cost:		-
Streets		2023
Trucks		0
Total Leased Vehicle Fleet:		-
Total Annual Lease Cost:		-
GENERAL GOVERNMENT TOTAL LEASE COST:		-

Enterprise Funds

Vehicle Type		2023
Airport		
SUVs		0
Trucks		0
Total Leased Vehicle Fleet:		-
Total Annual Lease Cost:		-
Parking		
Trucks		0
Total Leased Vehicle Fleet:		-
Total Annual Lease Cost:		-
Sanitary Sewer Utility		
SUVs		0
Trucks		0
Vans		0
Total Leased Vehicle Fleet:		-
Total Annual Lease Cost:		-
Water Utility		
SUVs		0
Trucks		0
Vans		0
Total Leased Vehicle Fleet:		-
Total Annual Lease Cost:		-
ENTERPRISE FUNDS TOTAL LEASE COST:		-

Special Revenue Funds

Vehicle Type		2023
Municipal Transit		
Trucks		0
Total Leased Vehicle Fleet:		-
Total Annual Lease Cost:		-
SPECIAL REVENUE FUNDS TOTAL LEASE COST:		-