



La Crosse Police Department

Shawn P. Kudron, Chief of Police

400 La Crosse Street * La Crosse, WI * 54601 * (608) 789-7200 * www.lacrossepolice.org

June 8, 2021

Honorable Police & Fire Commission:

Police Department Monthly Report

Community Engagement

During National Safe Boating week, La Crosse Police Water Patrol Officers Ryan DeFlorian and Dan Howe spent one of their shifts hosting a "Tweet-along" on our Twitter page. Throughout their shift on the water, they shared with our followers many of the different calls they responded to, some interactions they had with boaters, and some safe boating information. We're looking forward to hosting another "Tweet-along" with our Officers that continue to highlight the many aspects of policing in La Crosse.

Employee Recognition

On June 3rd, Officer Heath Graves celebrated 30 years of service with our Department. Heath joined LCPD as a Civilian Service Employee in 1991. Shortly after, Heath was sworn as an Officer. Heath has served in many roles in the Police Department including Patrol Officer, School Resource Officer, GREAT Officer, TIPS (Training for Intervention Procedures) Trainer and has been a member of the Motorcycle Patrol, Water Patrol, and Bike Patrol units. He has also worked numerous summers on the Boys & Girls Club P.L.A.Y. Program, Camp Send-A-Kid, and other youth summer programming. Congratulations Heath!

Staffing

We currently have two vacant sworn positions.

Officer Hayden Halverson completed his probationary period as of May 15, 2021; I respectfully request he be named a regular member of the Department.

Attached are the following reports:

- Training – YTD April 2021
- Statistical – YTD April 2021

Respectfully submitted,

Shawn P. Kudron
Chief of Police

Leaders in providing a safe and vibrant community.



POLICE AND FIRE COMMISSION TRAINING REPORT

04/01/2021 TO 04/30/2021

Training	Hours	Members Attending (approx.)
School Resource Officer	3.5	1
Interview and Interrogation Technique	80	2
ERT Training	17	7
Investigators Training	10	8
DRUGS / Drug Interdiction	2.8	2
NIMS/ICS	2.5	1
K9 - Drugs	146.98	8
Firearms - Other	2	1
K9 - Explosives	25.97	1
Media	40	1
Bicycle Training	32	1
Total Hours: 362.75		

Captain Troy Nedegaard
Administrative Services Bureau
Director of Training

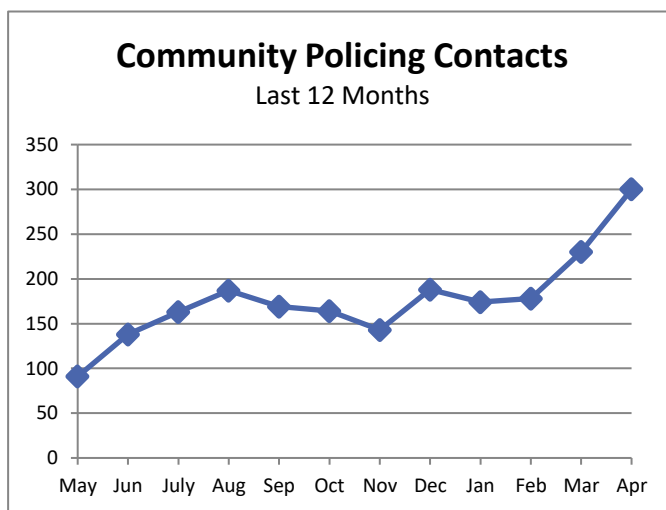
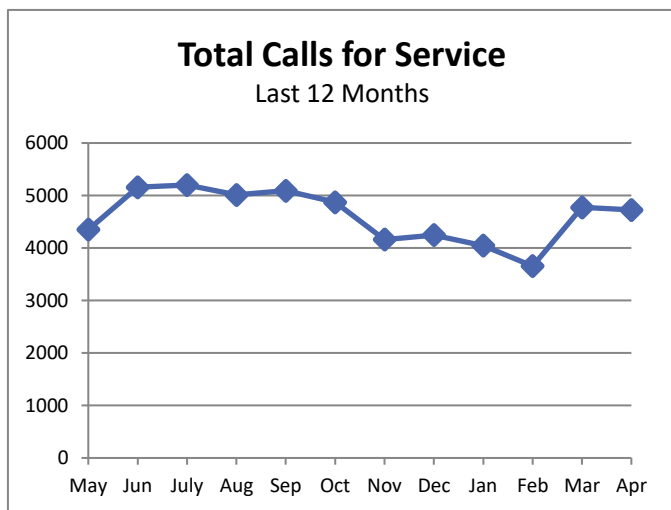


La Crosse Police Department

Statistical Analysis - YTD APR 2021

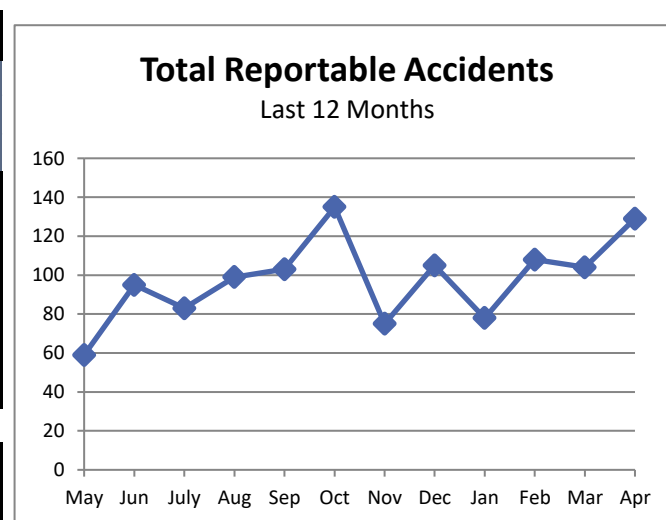


	Daily Average	April Total		YTD Total	
Calls for Service (CFS)	For April	2021	2020	2021	2020
TOTAL	158	4725	3784	17201	17680
PERCENT CHANGE		24.9%		-2.7%	



Citation Type	2021 YTD	2020 YTD
Ordinance Citations	960	854
Traffic Citations	1493	1510
Other Citations	4	6
Municipal Citations	2457	2370
Percent Change	3.7%	
Warnings	1613	2078
Percent Change	-22%	
Parking Citations	11638	18262
Percent Change	-36.3%	

Reportable Accidents	2021 YTD	2020 YTD
TOTALS	419	435
Percent Change	-4%	



Leaders in providing a safe and vibrant community.



La Crosse Police Department

Statistical Analysis - YTD APR 2021



Offense Type	UCR Reportable Offenses		Arrests/Ordinance Charges			
	2021 YTD	2020 YTD	2021 YTD		2020 YTD	
			ADULT	JUVENILE	ADULT	JUVENILE
Homicide Offenses	0	0	0	0	1	0
Sex Offenses, Forcible	24	23	8	1	12	0
Sex Offenses, Non-Forcible	1	1	1	0	1	0
Assault Offenses	230	209	184	13	172	22
Weapon Law Violations	16	13	14	0	15	5
Robbery	4	6	3	0	2	0
Burglary/Breaking and Entering	44	34	8	0	6	0
Larceny/Theft Offenses	535	545	205	5	237	27
Motor Vehicle Theft	36	21	11	2	8	0
Stolen Property (Receiving, etc.)	17	13	14	0	12	2
Fraud/Forgery	67	79	20	0	39	2
Disorderly Conduct	445	398	413	22	348	65
Property Destruction/Damage/Vandalism	99	90	79	9	57	20
Tresspass of Real Property	229	122	266	1	104	8
Arson	4	0	3	0	0	0
Drug/Narcotic Offenses	308	355	336	4	370	32
Drive Under the Influence	120	102	120	0	102	0
Liquor Law Violations	119	78	155	3	81	9
Prostitution Offenses	1	0	0	0	0	0
Pornography/Obscene Material	6	2	5	0	0	0
Family Offenses, Nonviolent	16	6	14	0	5	0
Kidnapping/Abduction	13	10	10	0	9	0
Curfew/Loitering Violations	4	9	1	3	1	10
All Other Offenses	762	873	749	3	773	108
TOTALS			2619	66	2355	310
GRAND TOTALS	2021 YTD	2020 YTD	2021 YTD		2020 YTD	
	3100	2989	2685		2665	
Percent Change	3.7%		0.8%			
			Persons Arrested/Cited			
			2021 YTD		2020 YTD	
			ADULT	JUVENILE	ADULT	JUVENILE
			1554	41	1393	226
GRAND TOTALS			1595		1619	
Percent Change			-1.5%			

Leaders in providing a safe and vibrant community.