



City of La Crosse, Wisconsin

City Hall
400 La Crosse Street
La Crosse, WI 54601

Meeting Agenda - Final

Board of Public Works

Monday, November 14, 2022

10:00 AM

Grandad Room
City Hall, First Floor

Note location change to Grandad Room.

The Board of Public Works meeting is open for attendance in person and available through video conferencing. The meeting can be viewed by clicking this link (or typing the URL in your web browser address bar):
<https://stream.lifesizecloud.com/extension/4912386/d03f0fa0-d3ae-441f-b758-981412510a4a>

If you wish to speak on an agenda item, you can do so as part of the virtual meeting. Contact the City Clerk at cityclerk@cityoflacrosse.org or 608-789-7510 for the necessary information to join.

Call to Order

Roll Call

Approval of Minutes

Minutes of November 7, 2022

Agenda Items:

- [22-1359](#) Charter Street Privilege Permit request for Fiber Optics in right-of-way at George and St. Andrew Streets.
- [22-1360](#) TDS Telecom Street Privilege Permit Request for Fiber Optics in right-of-way on Jansen Place.
- [22-1363](#) 1102 14th Street South request to Excavate in Newly paved road.
- [22-1376](#) Metro Fibernet Street Privilege Permit request for Fiber Optics in right-of-way on Enterprise Ave from Commerce Street East to City Limits.
- [22-1377](#) Metro Fibernet Street Privilege Permit request for Fiber Optics in right-of-way on Oak Street from Enterprise Ave to North.
- [22-1394](#) 530 Main Street Street Privilege Permit request for light pole with flood light in right-of-way on Main Street side.
- [22-1395](#) Report of Quote Proposals for 2022-2023 Snow Removal.

Adjournment

Notice is further given that members of other governmental bodies may be present at the above scheduled meeting to gather information about a subject over which they have decision-making responsibility.

NOTICE TO PERSONS WITH A DISABILITY

Requests from persons with a disability who need assistance to participate in this meeting should call the City Clerk's office at (608) 789-7510 or send an email to ADAcityclerk@cityoflacrosse.org, with as much advance notice as possible.

Board members: Mitch Reynolds, Rebecca Schwarz, Chris Kahlow, Andrea Trane, Matt Gallagher.



City of La Crosse, Wisconsin

City Hall
400 La Crosse Street
La Crosse, WI 54601

Text File

File Number: 22-1359

Agenda Date: 11/14/2022

Version: 1

Status: Agenda Ready

In Control: Board of Public Works

File Type: General Item



**REVOCABLE OCCUPANCY / STREET PRIVILEGE PERMIT APPLICATION
FOR COMMUNICATIONS (FIBER OPTICS, TELEPHONE, CABLE, ETC.)**

City of La Crosse Engineering Department

Phone: 608-789-7505 Email: engineering@cityoflacrosse.org <http://cityoflacrosse.org>

Encroachment Owner: Perry McClellan-Charter Communications #3623854

Address: 1228 12th Ave S City: Onalaska State: WI Zip: 54650

Phone # 608-317-6213 Email Address Perry.McClellan@charter.com

Application Preparer (if different from above) Michele Peterson-Mi-Tech Services

Relationship with Owner: contractor for design and permitting

Phone # 920-924-3690 ext 3528 Email Address mpeterso@mi-tech.us

Description of Proposed Encroachment:

bore (fiber) in the road right of way. Remove and Replace concrete where needed.

Encroachment Addresses (List by Street and 100 blocks):

~~1221 Hagar St. La Crosse~~

George and St. Andrew Streets

I certify that I have reviewed the Municipal Code and understand all that is related to this permit request. I further certify that I have the full authority to make the foregoing application; the information in the application and the required submittals are complete and correct; the Work or Use performed shall comply with all the laws of the State of Wisconsin, and all ordinances, rules, regulations, policies and special conditions of the City of La Crosse. The applicant agrees to perform the work covered by an approved permit with diligence and convenience to the public. **See Sheet 2 of 2 for Additional Conditions.**

Signature of Owner or designee: Perry McClellan Date: 10/25/2022

Print Name and Title: Perry McClellan Construction Coordinator

Please return this completed application along with required information and fees noted on checklist below to: City of La Crosse, Engineering Department, 400 La Crosse Street, La Crosse, WI 54601. You will then be given notice of when your request will be on the Board of Public Works agenda for consideration. **Average completion time for validation 45 days.**

BELOW THIS LINE TO BE COMPLETED BY CITY STAFF ONLY

Required items to be provided by Applicant:

Scale Drawing of encroachments
(Complete Utility Locate by Digger's Hotline Required)



Certificate of Insurance (City as additional Insured)



Initial Application Fee \$ 100.00



City Utility Potential Conflict Notification and Sign-Off



Board of Public Works

Approval Date:

Encroachment Type:

Communications

Permit Number:

All Fees are Non-Refundable & Subject to change by City Council

SHEET 1 OF 2



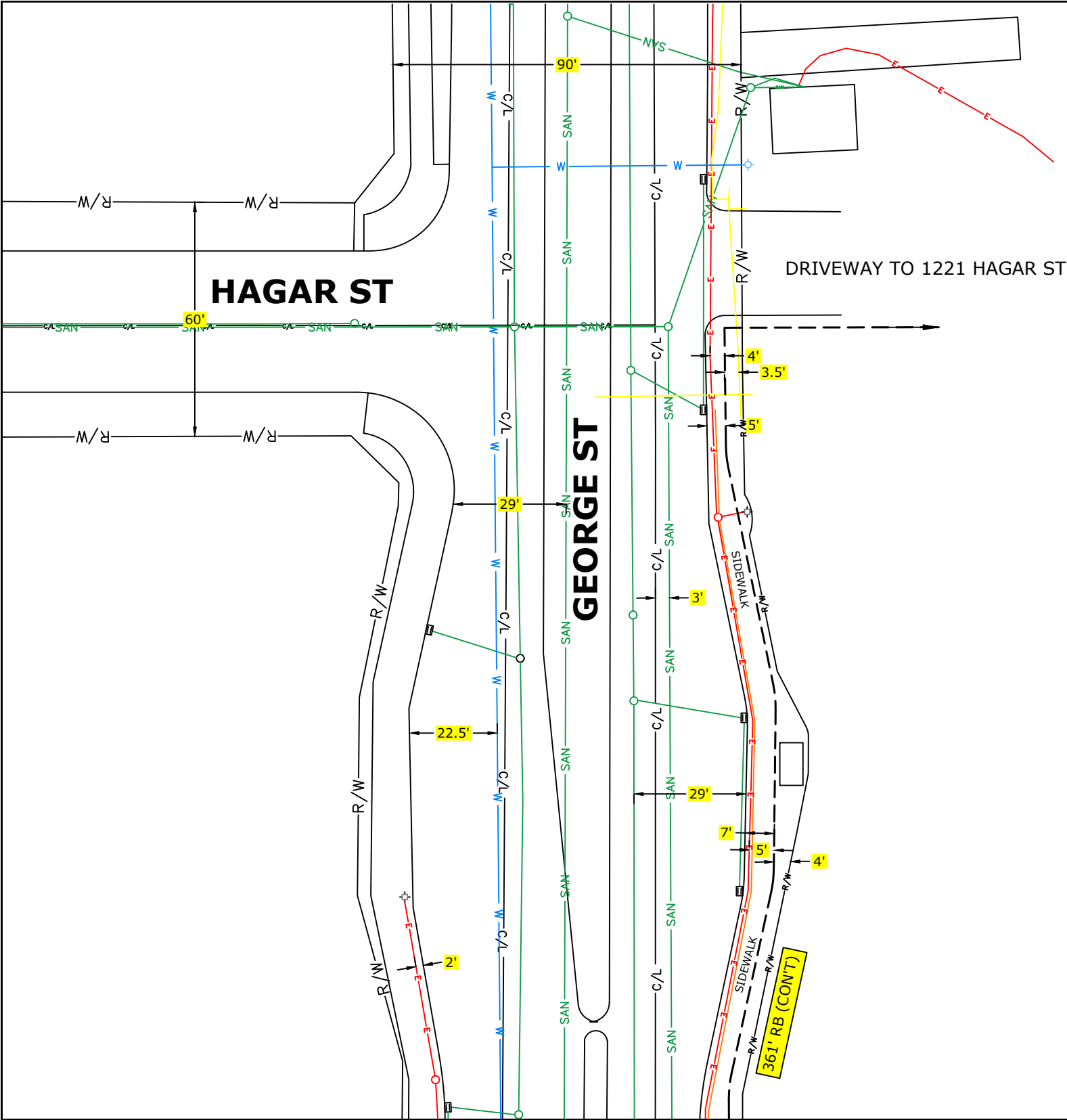
REVOCABLE OCCUPANCY / STREET PRIVILEGE PERMIT APPLICATION

City of La Crosse Engineering Department

Phone: 608-789-7505 Email: engineering@cityoflacrosse.org <http://cityoflacrosse.org>

STREET PRIVILEGE PERMIT CONDITIONS FOR COMMUNICATIONS INSTALLATIONS

1. The applicant shall be primarily liable for damages to person or property by reason of the granting of this street privilege permit.
2. The applicant shall obtain an excavation permit from the City of La Crosse Engineering Department prior to performing installation or any maintenance on the cable in the City right-of-way that requires excavation or disruption of pavement, sidewalk, curb and gutter, or other structure.
3. The applicant agrees that tracer wires shall be used and final cable location within the street right-of-way shall be approved by the City Engineer. Cable shall be installed not less than 36 inches deep, unless otherwise approved by the City Engineer.
4. Applicant agrees to provide the City of La Crosse with final "as-built" plans when installation is complete.
5. Applicant agrees that any pavement, concrete or green space disturbed during drilling activities shall be restored to its prior condition.
6. Applicant agrees that said installation shall not interfere with the City's water, sanitary sewer, or storm sewer underground infrastructure that may be in the area.
7. Applicant further agrees that they will make arrangements with the public utility companies and the City of La Crosse to clear all public underground utilities prior to initiating such work, and if necessary, applicant will make arrangements with the City of La Crosse to ensure proper traffic control.
8. Applicant waives any and all rights to contest in any way or manner the validity of Sec. 66.0425 of the Wisconsin Statutes and the amount of compensation charged.
9. Applicant agrees to become a member of Diggers Hotline for marking / locating of utility.
10. The applicant for a permit to encroach on the public right-of-way shall procure and maintain for the duration of the permit a minimum liability and contractual liability policy in the amount of \$100,000.00 each person, \$300,000.00 each accident for bodily injury and \$100,000.00 for property damage. A certificate of such insurance shall be filed with the City Attorney as part of the application. The insurance shall name the City, its officials, employees and agents as additional insureds. The Board may approve greater insurance protection on a case-by-case basis.
11. Applicant further agrees to hold harmless the City for any damage to said cable while the City, its agents or contractors are conducting construction for maintenance activities in or upon such area in which said cable lies; provided, however, the City shall make a good faith effort to notify applicant of any maintenance or work in the area of the street privilege permit which may damage applicant's cable.
12. Applicant agrees to remove the cable and return the area to its original condition upon ten (10) days' notice by the Board of Public Works. The applicant further agrees that if it does not remove the cable within ten (10) days after receiving notice, the City is authorized to remove the same and applicant agrees to pay the City for all costs of such removal.
13. Applicant further agrees that the obligations and conditions of this street privilege permit shall be binding upon all heirs, successors and assigns of applicant.
14. The person(s) signing this Permit warrant that they have the authority to sign as, or on behalf of, the party for whom they are signing.



CONSTRUCTION NOTE:
BURY CABLE AT A MINIMUM OF 36" DEPTH
UNLESS OTHERWISE NOTED ON PRINTS.

CONSTRUCTION NOTE:
CHARTER COMMUNICATIONS WILL PLACE
PROPOSED CABLES IN CORRIDOR AS CLOSE TO
THE BACK OF RIGHT-OF-WAY AS POSSIBLE,
PENDING LOCATES.

LEGEND

TB : TREE BORE(DIRECTIONAL BORE)
RB : ROAD BORE (DIRECTIONAL BORE)
T : TRENCH
HD : HAND DIG
P : PLOW

**CHARTER COMMUNICATIONS PROPOSES
TO BURY FIBER COMMUNICATION CABLE
IN A 2" CONDUIT**

-- == FIBER CABLE

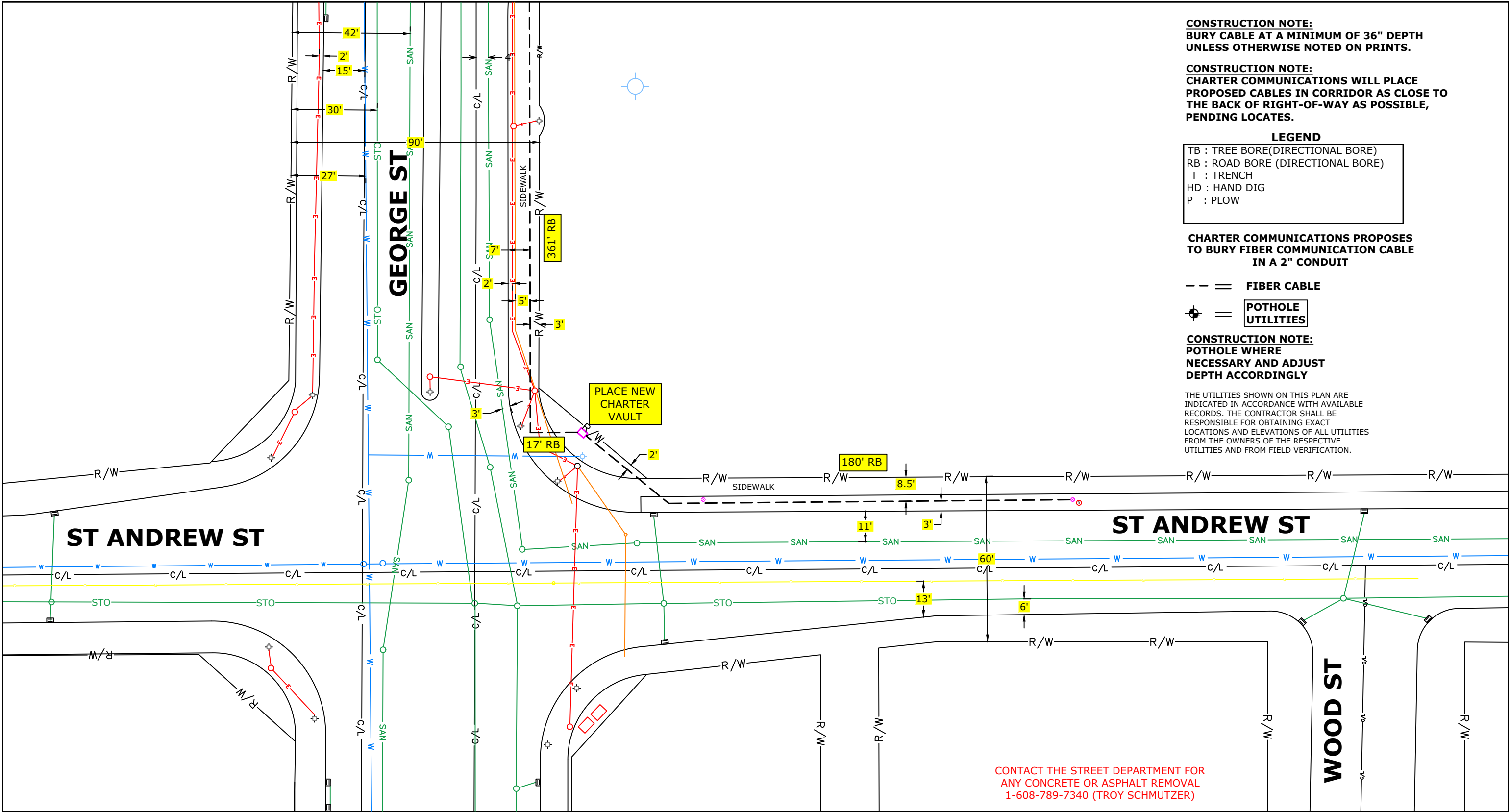
== **POTHOLE
UTILITIES**

CONSTRUCTION NOTE:
POTHOLE WHERE
NECESSARY AND ADJUST
DEPTH ACCORDINGLY

THE UTILITIES SHOWN ON THIS PLAN ARE
INDICATED IN ACCORDANCE WITH AVAILABLE
RECORDS. THE CONTRACTOR SHALL BE
RESPONSIBLE FOR OBTAINING EXACT
LOCATIONS AND ELEVATIONS OF ALL UTILITIES
FROM THE OWNERS OF THE RESPECTIVE
UTILITIES AND FROM FIELD VERIFICATION.

CONTACT THE STREET DEPARTMENT FOR
ANY CONCRETE OR ASPHALT REMOVAL
1-608-789-7340 (TROY SCHMUTZER)

| | | | | | | | | | | | | | | |
|--|---------------|-------|------------|--|------------------|--|--|--|--|--|--------------------------|--|---------------------------|--|
| (920)465-8018 GREEN BAY, BROWNSVILLE, NEW BERLIN & MINNEAPOLIS | LEGEND | | | | LINETYPES | | | | <p>PROJECT #3623854 PERMIT ID #3623854CITY</p> <p>1228 12TH AVE S ONALASKA, WI 54650</p> | | ADDRESS 1221 HAGAR ST | | LOCATION LA CROSSE ,WI | |
| | FIELD BY: | | DATE: | | | | | | | | | | | |
| | DRAFTED BY: | | DATE: | | | | | | | | | | | |
| | MP | | 10/25/2022 | | | | | | | | | | | |
| | DESIGNED BY: | | DATE: | | | | | | | | | | | |
| ASBUILTS BY: | | DATE: | | | | | | | | | | | | |



CONSTRUCTION NOTE:
BURY CABLE AT A MINIMUM OF 36" DEPTH
UNLESS OTHERWISE NOTED ON PRINTS.

CONSTRUCTION NOTE:
CHARTER COMMUNICATIONS WILL PLACE
PROPOSED CABLES IN CORRIDOR AS CLOSE TO
THE BACK OF RIGHT-OF-WAY AS POSSIBLE,
PENDING LOCATES.

LEGEND

- TB : TREE BORE(DIRECTIONAL BORE)
RB : ROAD BORE (DIRECTIONAL BORE)
T : TRENCH
HD : HAND DIG
P : PLOW

**CHARTER COMMUNICATIONS PROPOSES
TO BURY FIBER COMMUNICATION CABLE
IN A 2" CONDUIT**

-- == FIBER CABLE

⊕ == **POTHOLE
UTILITIES**

CONSTRUCTION NOTE:
**POTHOLE WHERE
NECESSARY AND ADJUST
DEPTH ACCORDINGLY**

THE UTILITIES SHOWN ON THIS PLAN ARE
INDICATED IN ACCORDANCE WITH AVAILABLE
RECORDS. THE CONTRACTOR SHALL BE
RESPONSIBLE FOR OBTAINING EXACT
LOCATIONS AND ELEVATIONS OF ALL UTILITIES
FROM THE OWNERS OF THE RESPECTIVE
UTILITIES AND FROM FIELD VERIFICATION.

CONTACT THE STREET DEPARTMENT FOR
ANY CONCRETE OR ASPHALT REMOVAL
1-608-789-7340 (TROY SCHMUTZER)

(920)465-8018
GREEN BAY, BROWNVILLE,
NEW BERLIN & MINNEAPOLIS

LEGEND

| | | | |
|----------------------|------------------|---------------------|----------------------|
| ⊕ JOINT POLE | ANCHOR | MANHOLE | GROUND |
| ⊗ NEW JOINT POLE | NEW ANCHOR | EXISTING FIBER COIL | NEW GROUND |
| ⊗ POWER POLE | JOINT ANCHOR | NEW FIBER COIL | PROPERTY LINE |
| ⊗ NEW POWER POLE | NEW JOINT ANCHOR | EXISTING HAND HOLE | ROADWAY CENTERLINE |
| ○ TELEPHONE POLE | FOREIGN ANCHOR | NEW HAND HOLE | ⊕ FIBER WARNING SIGN |
| ● NEW TELEPHONE POLE | DOWNGUY | SHRUBS | ⊕ TRAFFIC LIGHT |
| ⊗ EXISTING PEDESTAL | NEW DOWNGUY | DECIDUOUS TREE | ⊕ HYDRANT |
| ⊗ NEW PEDESTAL | UTILITY VALVE | | ⊕ SIGNS |
| | | | ⊕ STREET LIGHT |
| | | | ⊕ CONIFEROUS TREE |

LINETYPES

| | |
|-----------------|-----|
| PROPOSED FIBER | --- |
| PROPOSED STRAND | --- |
| GAS | --- |
| WATER | --- |
| ELECTRICAL | --- |
| STORM | --- |
| SANITARY | --- |
| CABLE TV | --- |
| TELEPHONE | --- |

PROJECT #3623854
PERMIT ID #3623854CITY

1228 12TH AVE S
ONALASKA, WI 54650

N

| | | | |
|--------------------------|------------|---------------------------|--|
| ADDRESS 1221 HAGAR ST | | LOCATION LA CROSSE ,WI | |
| FIELD BY: | DATE: | | |
| DRAFTED BY: | DATE: | | |
| MP | 10/25/2022 | | |
| DESIGNED BY: | DATE: | | |
| ASBUILTS BY: | DATE: | | |



City of La Crosse, Wisconsin

City Hall
400 La Crosse Street
La Crosse, WI 54601

Text File

File Number: 22-1360

Agenda Date: 11/14/2022

Version: 1

Status: Agenda Ready

In Control: Board of Public Works

File Type: General Item

Agenda Number:



**REVOCABLE OCCUPANCY / STREET PRIVILEGE PERMIT APPLICATION
FOR COMMUNICATIONS (FIBER OPTICS, TELEPHONE, CABLE, ETC.)**

City of La Crosse Engineering Department

Phone: 608-789-7505 Email: engineering@cityoflacrosse.org <http://cityoflacrosse.org>

Encroachment Owner: Sean Murray - TDS Telecom
Address: 525 Junction Rd City: Madison State: WI Zip: 53717
Phone # 608-664-4606 Email Address sean.murray@tdstelecom.com
Application Preparer (if different from above) Don Jaenisch - Mi-Tech Services
Relationship with Owner: Sub-Contractor
Phone # 612-759-0145 Email Address djaenisc@mi-tech.us

Description of Proposed Encroachment:

Installation of underground fiber optic cable in duct by directional bore

Encroachment Addresses (List by Street and 100 blocks):

Jansen Pl (next to 1203 County Road PH)

I certify that I have reviewed the Municipal Code and understand all that is related to this permit request. I further certify that I have the full authority to make the foregoing application; the information in the application and the required submittals are complete and correct; the Work or Use performed shall comply with all the laws of the State of Wisconsin, and all ordinances, rules, regulations, policies and special conditions of the City of La Crosse. The applicant agrees to perform the work covered by an approved permit with diligence and convenience to the public. **See Sheet 2 of 2 for Additional Conditions.**

Signature of Owner or designee: Sean Murray Date: 10/19/2022
Print Name and Title: Sean Murray - Manager OOT, Permitting/Easements

Please return this completed application along with required information and fees noted on checklist below to: City of La Crosse, Engineering Department, 400 La Crosse Street, La Crosse, WI 54601. You will then be given notice of when your request will be on the Board of Public Works agenda for consideration. **Average completion time for validation 45 days.**

BELOW THIS LINE TO BE COMPLETED BY CITY STAFF ONLY

Required items to be provided by Applicant:

Scale Drawing of encroachments ☒
(City Utilities, Lighting and Signals must be shown on
Proposed Communications Plan)
Certificate of Insurance (City as additional Insured) ☒
Initial Application Fee \$ 100.00 ☒
City Utility Potential Conflict Notification and Sign-Off ☒

Board of Public Works

Approval Date:

Encroachment Type:

Communications

Permit Number:

All Fees are Non-Refundable & Subject to change by City Council

SHEET 1 OF 2



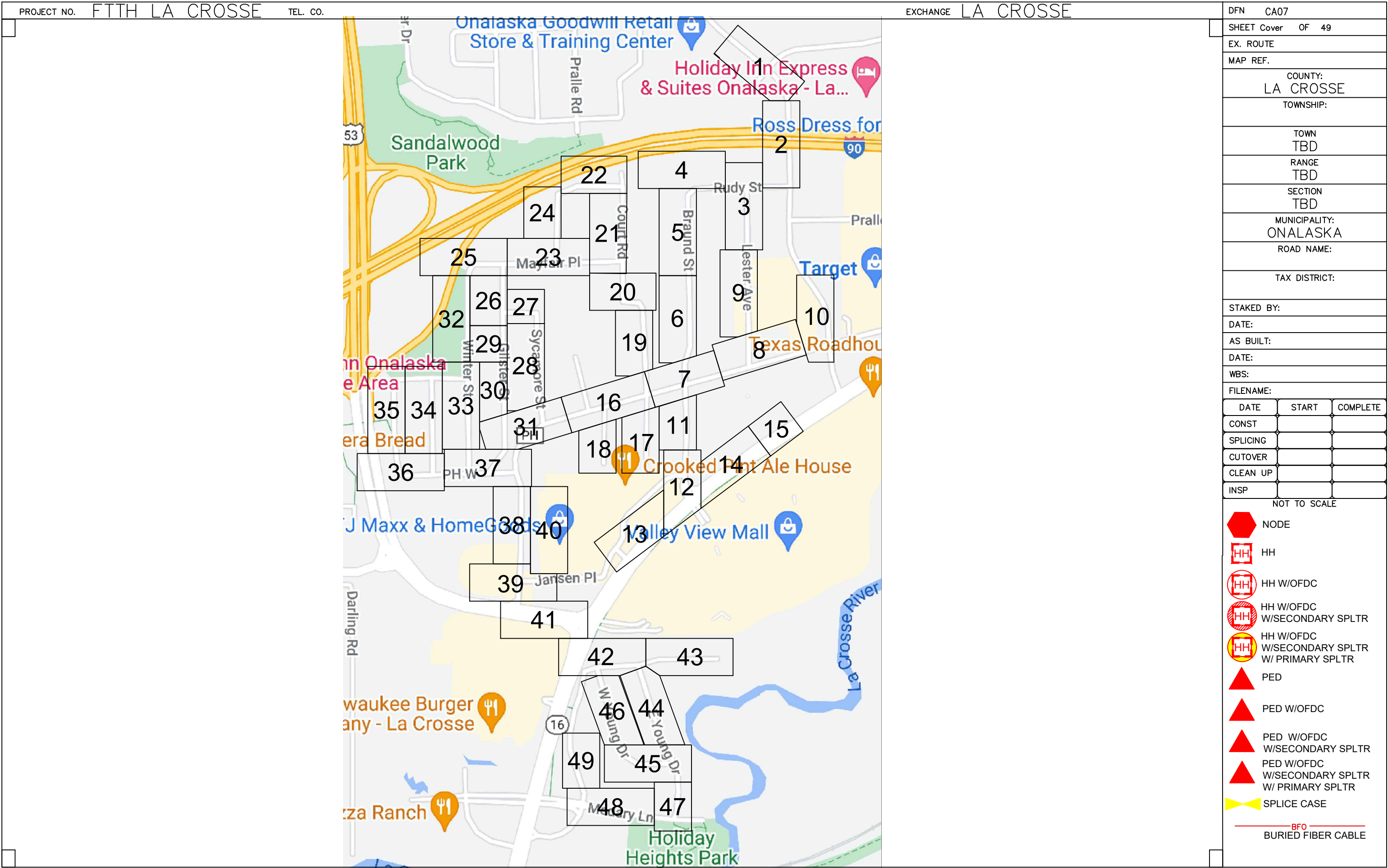
REVOCABLE OCCUPANCY / STREET PRIVILEGE PERMIT APPLICATION

City of La Crosse Engineering Department

Phone: 608-789-7505 Email: engineering@cityoflacrosse.org <http://cityoflacrosse.org>

STREET PRIVILEGE PERMIT CONDITIONS FOR COMMUNICATIONS INSTALLATIONS

1. The applicant shall be primarily liable for damages to person or property by reason of the granting of this street privilege permit.
2. The applicant shall obtain an excavation permit from the City of La Crosse Engineering Department prior to performing installation or any maintenance on the cable in the City right-of-way that requires excavation or disruption of pavement, sidewalk, curb and gutter, or other structure.
3. The applicant agrees that tracer wires shall be used and final cable location within the street right-of-way shall be approved by the City Engineer. Cable shall be installed not less than 36 inches deep, unless otherwise approved by the City Engineer.
4. Applicant agrees to provide the City of La Crosse with final "as-built" plans when installation is complete.
5. Applicant agrees that any pavement, concrete or green space disturbed during drilling activities shall be restored to its prior condition.
6. Applicant agrees that said installation shall not interfere with the City's water, sanitary sewer, or storm sewer underground infrastructure that may be in the area.
7. Applicant further agrees that they will make arrangements with the public utility companies and the City of La Crosse to clear all public underground utilities prior to initiating such work, and if necessary, applicant will make arrangements with the City of La Crosse to ensure proper traffic control.
8. Applicant waives any and all rights to contest in any way or manner the validity of Sec. 66.0425 of the Wisconsin Statutes and the amount of compensation charged.
9. Applicant agrees to become a member of Diggers Hotline for marking / locating of utility.
10. The applicant for a permit to encroach on the public right-of-way shall procure and maintain for the duration of the permit a minimum liability and contractual liability policy in the amount of \$100,000.00 each person, \$300,000.00 each accident for bodily injury and \$100,000.00 for property damage. A certificate of such insurance shall be filed with the City Attorney as part of the application. The insurance shall name the City, its officials, employees and agents as additional insureds. The Board may approve greater insurance protection on a case-by-case basis.
11. Applicant further agrees to hold harmless the City for any damage to said cable while the City, its agents or contractors are conducting construction for maintenance activities in or upon such area in which said cable lies; provided, however, the City shall make a good faith effort to notify applicant of any maintenance or work in the area of the street privilege permit which may damage applicant's cable.
12. Applicant agrees to remove the cable and return the area to its original condition upon ten (10) days' notice by the Board of Public Works. The applicant further agrees that if it does not remove the cable within ten (10) days after receiving notice, the City is authorized to remove the same and applicant agrees to pay the City for all costs of such removal.
13. Applicant further agrees that the obligations and conditions of this street privilege permit shall be binding upon all heirs, successors and assigns of applicant.
14. The person(s) signing this Permit warrant that they have the authority to sign as, or on behalf of, the party for whom they are signing.



[illegible]



City of La Crosse, Wisconsin

City Hall
400 La Crosse Street
La Crosse, WI 54601

Text File

File Number: 22-1363

Agenda Date: 11/14/2022

Version: 1

Status: Agenda Ready

In Control: Board of Public Works

File Type: General Item



EXCAVATION WITHIN RIGHT-OF-WAY PERMIT

Engineering Dept. • Phone: (608) 789-7505 • Fax: (608) 789-7367
<http://www.cityoflacrosse.org> engineering@cityoflacrosse.org

Permit No.:

Date:

Munis #:

STATUS:

| | | | | |
|------------|-------------------------------------|------------------|-----------------|--------|
| CONTRACTOR | Name: C VINER PLUMBING & EXCAVATING | | | |
| | Address: S1719 HUGHES RD | | | |
| | City: WESTBY | State: WI | Zip Code: 54667 | |
| | Phone: | Cell: 6087905458 | Fax: | Email: |

| | | | |
|----------------------------------|--|-----------------------------|--|
| PROJECT | Location of Excavation: 1102 14TH ST SO. | | |
| | <input checked="" type="checkbox"/> Open Cut (Circle One) <input type="checkbox"/> Boring | | |
| | Area to be excavated (check all that apply): <input checked="" type="checkbox"/> Street <input checked="" type="checkbox"/> Blvd. <input type="checkbox"/> Curb/Gutter <input checked="" type="checkbox"/> Sidewalk <input type="checkbox"/> Alley <input type="checkbox"/> Other | | |
| | Number of Traffic Lanes that will Close: 1 | | Number of Parking Lanes that will Close: 1 |
| | Purpose of excavation (Check all that apply): <input checked="" type="checkbox"/> Water <input checked="" type="checkbox"/> San. Sewer <input type="checkbox"/> Storm Water <input type="checkbox"/> Gas <input type="checkbox"/> Electrical <input type="checkbox"/> Communication <input type="checkbox"/> Other: | | |
| Estimated Start Date: 11-16-2022 | | Completion Date: 11-18-2022 | |

Note #1: The undersigned understands and agrees to the following: 1) The permitted work shall comply with all permit provisions and conditions listed on and attached to this form; 2) That insurance requirements shall be met prior to approval either by submitting information with application or by keeping current information on file with the Engineering Department.; 3) The applicant shall contact City Dispatch and the City Traffic Engineer 24 hours prior to the closure of any traffic lanes and shall provide an estimate of the duration of closure. Temporary traffic control shall be provided and maintained by the applicant and shall comply with Part 6 of the Manual on Uniform Traffic Control Devices (MUTCD).

Note #2: Once invoiced, application fees may not be refunded.

CHAD VINER

OWNER

11-7-2022

(PRINT) AUTHORIZED REPRESENTATIVE

TITLE

DATE

Chad Viner
(SIGN) AUTHORIZED REPRESENTATIVE

| | | |
|-----------------|--------------------|------------|
| Office Use Only | Customer #: | Invoice #: |
| | Permit Issued By: | |
| | Permit Conditions: | |

Sec. 40-35. - Excavation in new streets limited.

Whenever the Council determines to provide for the permanent improvement or repaving of any street, such determination shall be made not less than 30 days before the work of improvement or repaving shall begin. Immediately after such determination by the Council, the Director of Public Works shall notify in writing each person, utility, City department or other agency owning or controlling any sewer, water main, conduit or other utility in or under said street or any real property abutting said street, that all such excavation work in such street must be completed within 30 days. After such permanent improvement or repaving, no permit shall be issued to open, cut or excavate said street for a period of five years after the date of improvement or repaving unless in the opinion of the Board of Public Works an emergency exists which makes it absolutely essential that the permit be issued.

(Code 1980, § 5.11(F))



City of La Crosse, Wisconsin

City Hall
400 La Crosse Street
La Crosse, WI 54601

Text File

File Number: 22-1376

Agenda Date: 11/14/2022

Version: 1

Status: Agenda Ready

In Control: Board of Public Works

File Type: General Item

Agenda Number:



**REVOCABLE OCCUPANCY / STREET PRIVILEGE PERMIT APPLICATION
FOR COMMUNICATIONS (FIBER OPTICS, TELEPHONE, CABLE, ETC.)**

City of La Crosse Engineering Department

Phone: 608-789-7505 Email: engineering@cityoflacrosse.org <http://cityoflacrosse.org>

Encroachment Owner: Metro Fiber net LLC.

Address: 149 Causeway Blvd City: La Crosse State: WI Zip: 54603

Phone # 715-8282727 Email Address Gary.Shilts@metronet.com

Application Preparer (if different from above) _____

Relationship with Owner: _____

Phone # _____ Email Address _____

Description of Proposed Encroachment:

See print package please: Fiber Optics Underground Conduit drilling

Encroachment Addresses (List by Street and 100 blocks):

Hwy SS permit going down Enterprise Ave to Hauser ST

Enterprise Ave from Commerce St to City Limits East

I certify that I have reviewed the Municipal Code and understand all that is related to this permit request. I further certify that I have the full authority to make the foregoing application; the information in the application and the required submittals are complete and correct; the Work or Use performed shall comply with all the laws of the State of Wisconsin, and all ordinances, rules, regulations, policies and special conditions of the City of La Crosse. The applicant agrees to perform the work covered by an approved permit with diligence and convenience to the public. **See Sheet 2 of 2 for Additional Conditions.**

Signature of Owner or designee: Gary G Shilts Date: 10/26/2022

Print Name and Title: Gary G Shilts, Project Controls Manager

Please return this completed application along with required information and fees noted on checklist below to: City of La Crosse, Engineering Department, 400 La Crosse Street, La Crosse, WI 54601. You will then be given notice of when your request will be on the Board of Public Works agenda for consideration. **Average completion time for validation 45 days.**

BELOW THIS LINE TO BE COMPLETED BY CITY STAFF ONLY

Required items to be provided by Applicant:

Scale Drawing of encroachments

(Complete Utility Locate by Digger's Hotline Required)



Certificate of Insurance (City as additional Insured)



Initial Application Fee \$ 100.00



City Utility Potential Conflict Notification and Sign-Off



Board of Public Works

Approval Date:

Encroachment Type:

Communications

Permit Number:

All Fees are Non-Refundable & Subject to change by City Council

SHEET 1 OF 2



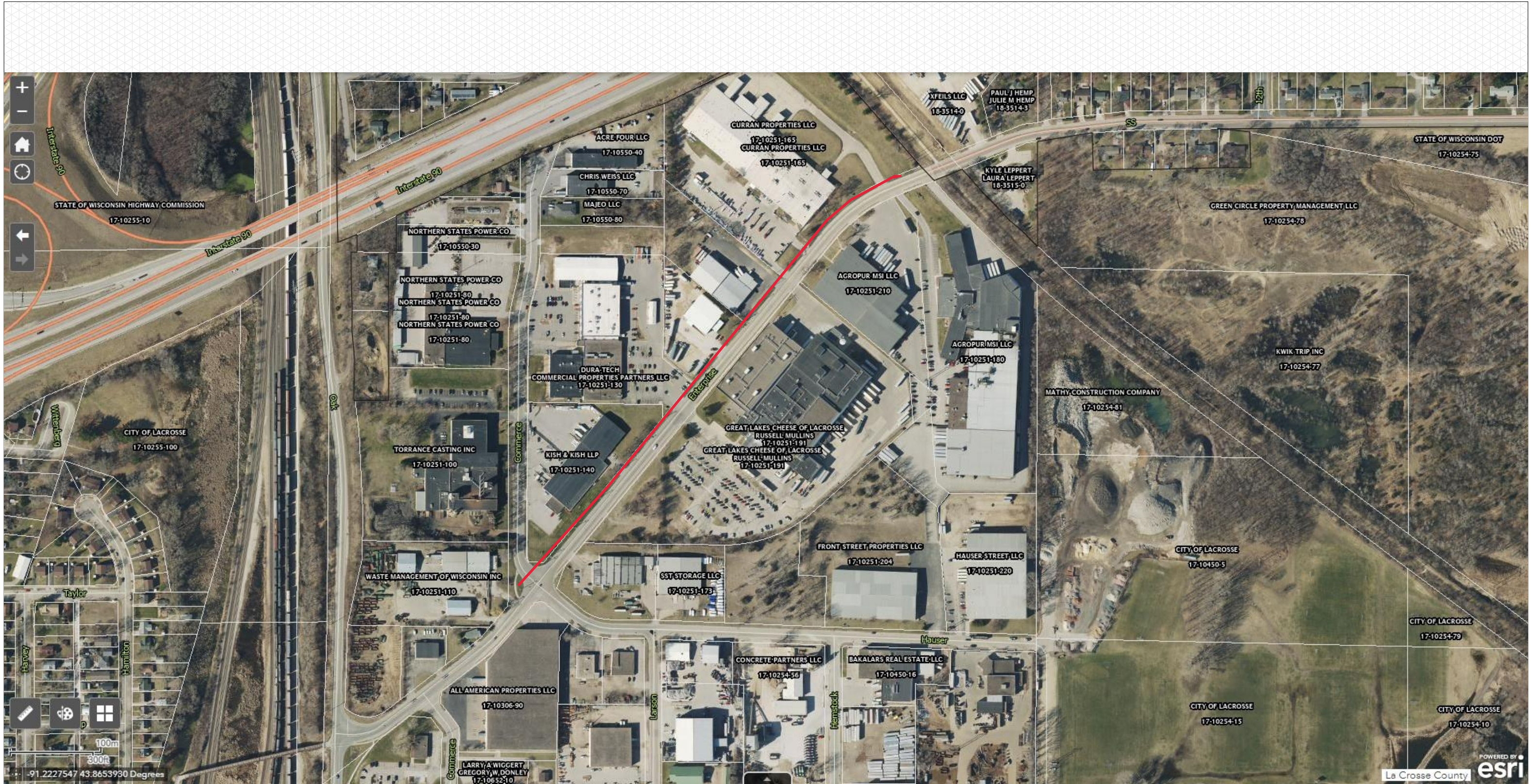
REVOCABLE OCCUPANCY / STREET PRIVILEGE PERMIT APPLICATION

City of La Crosse Engineering Department

Phone: 608-789-7505 Email: engineering@cityoflacrosse.org <http://cityoflacrosse.org>

STREET PRIVILEGE PERMIT CONDITIONS FOR COMMUNICATIONS INSTALLATIONS

1. The applicant shall be primarily liable for damages to person or property by reason of the granting of this street privilege permit.
2. The applicant shall obtain an excavation permit from the City of La Crosse Engineering Department prior to performing installation or any maintenance on the cable in the City right-of-way that requires excavation or disruption of pavement, sidewalk, curb and gutter, or other structure.
3. The applicant agrees that tracer wires shall be used and final cable location within the street right-of-way shall be approved by the City Engineer. Cable shall be installed not less than 36 inches deep, unless otherwise approved by the City Engineer.
4. Applicant agrees to provide the City of La Crosse with final "as-built" plans when installation is complete.
5. Applicant agrees that any pavement, concrete or green space disturbed during drilling activities shall be restored to its prior condition.
6. Applicant agrees that said installation shall not interfere with the City's water, sanitary sewer, or storm sewer underground infrastructure that may be in the area.
7. Applicant further agrees that they will make arrangements with the public utility companies and the City of La Crosse to clear all public underground utilities prior to initiating such work, and if necessary, applicant will make arrangements with the City of La Crosse to ensure proper traffic control.
8. Applicant waives any and all rights to contest in any way or manner the validity of Sec. 66.0425 of the Wisconsin Statutes and the amount of compensation charged.
9. Applicant agrees to become a member of Diggers Hotline for marking / locating of utility.
10. The applicant for a permit to encroach on the public right-of-way shall procure and maintain for the duration of the permit a minimum liability and contractual liability policy in the amount of \$100,000.00 each person, \$300,000.00 each accident for bodily injury and \$100,000.00 for property damage. A certificate of such insurance shall be filed with the City Attorney as part of the application. The insurance shall name the City, its officials, employees and agents as additional insureds. The Board may approve greater insurance protection on a case-by-case basis.
11. Applicant further agrees to hold harmless the City for any damage to said cable while the City, its agents or contractors are conducting construction for maintenance activities in or upon such area in which said cable lies; provided, however, the City shall make a good faith effort to notify applicant of any maintenance or work in the area of the street privilege permit which may damage applicant's cable.
12. Applicant agrees to remove the cable and return the area to its original condition upon ten (10) days' notice by the Board of Public Works. The applicant further agrees that if it does not remove the cable within ten (10) days after receiving notice, the City is authorized to remove the same and applicant agrees to pay the City for all costs of such removal.
13. Applicant further agrees that the obligations and conditions of this street privilege permit shall be binding upon all heirs, successors and assigns of applicant.
14. The person(s) signing this Permit warrant that they have the authority to sign as, or on behalf of, the party for whom they are signing.




Drawn By
Gary Phills

Revised
Oct 25,
2022

La Crosse WI

Revocable Street Privilege Permit



GENERAL CONSTRUCTION NOTES

1. ALL UNDERGROUND WILL BE STANDARD (2) 1-1/4" I.D. SDR=13.5 ROLLED DUCT UNLESS OTHERWISE SPECIFIED WITHIN DESIGN DRAWINGS OR APPROVED BY METRONET (MNT) CONSTRUCTION MANAGER. IF THERE IS NO DUCT/CONDUIT SYMBOL ALONG TRENCH LINE IN DESIGN, THE TRENCH FOOTAGE IS ONLY FOR REFERENCE FOR FUTURE GROWTH AND SHOULD NOT BE BUILT UNTIL A REVISION IS RELEASED.
2. ALL AERIAL STRAND WILL BE SHOWN IN DESIGN AS IN THE LEGEND. NON STRAND SHALL NOT BE STRANDED UNLESS NOTED ON DRAWING FOR ANCHOR PLACEMENT.
3. THE CONTRACTOR SHALL BE RESPONSIBLE FOR LOCATING ALL UTILITIES 72-HOURS PRIOR TO CONSTRUCTION. IN CASES OF WILLFUL OR CARELESS DESTRUCTION, THE CONTRACTOR SHALL BE RESPONSIBLE FOR RESTORATION WITH FINAL APPROVAL FROM METRONET CONSTRUCTION MANAGER.
4. THE CONTRACTOR SHALL BE RESPONSIBLE FOR LOCATING ALL RAILROAD COMMUNICATION AND SIGNAL CABLES A MINIMUM OF 48-HOURS PRIOR TO CONSTRUCTION.
5. ALL HANDHOLES SHALL BE BURIED WITH THE COVER FLUSH TO THE GROUND ELEVATION.
6. SHORING MAY BE REQUIRED AND SHALL COMPLY WITH O.S.H.A. STANDARDS.
7. THE CONTRACTOR SHALL IMMEDIATELY NOTIFY THE METRONET CONSTRUCTION MANAGER OF ANY ACCIDENTS. THE CONTRACTOR SHALL BE SOLELY RESPONSIBLE FOR COMPLYING WITH ALL FEDERAL, STATE AND LOCAL SAFETY REQUIREMENTS INCLUDING THE OCCUPATIONAL SAFETY AND HEALTH ACT OF 1970. THE CONTRACTOR SHALL ALWAYS EXERCISE CAUTION FOR THE PROTECTION OF PERSONS (INCLUDING EMPLOYEES) AND PROPERTY. IT SHALL BE THE SOLE RESPONSIBILITY OF THE CONTRACTOR TO INITIATE, MAINTAIN AND SUPERVISE ALL SAFETY REQUIREMENTS, PRECAUTIONS AND PROGRAMS IN CONNECTION WITH THE WORK, INCLUDING THE REQUIREMENTS FOR CONFINED SPACES.
8. THE CONTRACTOR SHALL BE RESPONSIBLE FOR ALL PROPERTY DAMAGE OR DISTURBED AREAS, BOTH RESIDENTIAL, AND/OR COMMERCIAL DURING CONSTRUCTION. THE CONTRACTOR SHALL BE RESPONSIBLE FOR ALL RESTORATIONS TO EQUAL OR BETTER CONDITION THAN EXISTED BEFORE CONSTRUCTION. ADDITIONALLY, NON-RUBBER TIRED VEHICLES SHALL NOT BE MOVED ON OR ACROSS PUBLIC STREETS OR HIGHWAYS WITHOUT WRITTEN PERMISSION OF METRONET.
9. THE CONTRACTOR WILL BE RESPONSIBLE FOR DAILY WORK SITE CLEANUP. TRACKING OF SPILLING MUD, DIRT OR DEBRIS UPON STREETS, RESIDENTIAL OR COMMERCIAL DRIVES, SIDEWALKS OR BIKE PATHS IS PROHIBITED. ANY SUCH OCCURRENCE SHALL BE CLEANED UP IMMEDIATELY BY THE CONTRACTOR AT NO COST TO METRONET. IF THE CONTRACTOR FAILS TO REMOVE SUCH MUD, DIRT, DEBRIS OR SPILLAGE, METRONET RESERVES THE RIGHT TO REMOVE THESE MATERIALS AND CLEAN AFFECTED AREAS, THE COST OF WHICH SHALL BE THE RESPONSIBILITY OF THE CONTRACTOR.
10. CONTRACTOR SHALL FOLLOW ALL D.O.T. SAFETY REQUIREMENTS. IN ADDITION, THE FOLLOWING SUPPLEMENTAL REFERENCED SPECIFICATIONS SHALL BE OBSERVED:
 - i. Occupational Safety and Health Code (OSHA) – (latest edition).
 - ii. Applicable power and telephone pole attachment agreements.
 - iii. Applicable city, county and state ordinances.
 - iv. National Electric Safety Code (latest edition).
 - v. National Electric Code (latest edition).
 - vi. Applicable government agencies for safety and health for the work force.
 - vii. Manufacturer's specifications.
11. THE CONTRACTOR SHALL TRIM ONLY THE LIMBS THAT INHIBIT FIBER OPTIC CABLE PLACEMENT AND IN ACCORDANCE WITH LOCAL GOVERNING AGENCY. ALL SIGNS, LANDSCAPING, STRUCTURES OR OTHER APPURTENANCES WITHIN THE RIGHT OF WAY WHICH IS DISTURBED OR DAMAGED DURING CONSTRUCTION SHALL BE REPLACED OR REPAIRED TO THE SATISFACTION OF METRONET AND THE GOVERNING JURISDICTIONAL AUTHORITY. THE COST OF THIS WORK SHALL BE THE RESPONSIBILITY OF THE CONTRACTOR.
12. THE CONTRACTOR SHALL PLACE BARRICADES AROUND OPEN TRENCHES AND EQUIPMENT.
13. NO ADDITIONAL CABLE CUTS WILL BE ADDED WITHOUT PRIOR APPROVAL OF THE METRONET CONSTRUCTION MANAGER. SHOULD THE FIBER WORK NEED TO BE CONTINUED TO THE NEXT DAY AND THE FIBER LEFT OVERNIGHT, THE SECURITY OF THE FIBER SHALL BE THE RESPONSIBILITY OF THE CONTRACTOR.
14. ALL WORK TO BE PERFORMED IN STRICT ACCORDANCE WITH ALL REQUIREMENTS OF ANY REGULATING GOVERNMENT AGENCY OR THE RIGHT OF WAY GRANTOR. MUNICIPAL, COUNTY, STATE OR FEDERAL REGULATIONS MAY ALTER CONSTRUCTION SPECIFICATIONS IN SOME AREAS. IF CONTRACTOR REQUESTS A DEVIATION FROM THE CONSTRUCTIONS SPECIFICATIONS, SUCH REQUEST MUST BE DONE IN WRITING. NO WORK SHALL PROCEED WITH SUCH DEVIATION UNTIL CONTRACTOR HAS RECEIVED APPROVAL FROM METRONET AND ANY AFFECTED JURISDICTIONAL AUTHORITY WHEN APPLICABLE.
15. THE OWNER RESERVES THE RIGHT TO CHANGE OR REVISE THE CONSTRUCTION SPECIFICATIONS TO ADAPT TO LOCAL CONDITIONS OR DATA NECESSARY TO SECURE COMPLETION OF THE WORK. IN SUCH CASE, THE CONTRACTOR SHALL BE NOTIFIED IN WRITING.
16. IN CASE OF DISCREPANCY OR OMISSIONS, METRONET SHALL BE CONSULTED FOR ADJUSTMENTS OF ANY COMPLICATIONS RESULTING FROM THE DISCREPANCY OR OMISSION.
17. THE CONTRACTORS WORK SHALL INCLUDE BUT IS NOT LIMITED TO, UNLOADING, HAULING, STORING AND PROTECTING ALL METRONET FURNISHED MATERIAL FROM THE DELIVERY POINT THROUGH FINAL ACCEPTANCE OF THE WORK.
18. THE CONTRACTOR SHALL PROVIDE, CONSTRUCT AND MAINTAIN ALL ACCESS ROADS, ACCESS ROAD IMPROVEMENTS, FENCES AND GATES REQUIRED BY THE CONTRACTOR IN THE EXECUTION OF THE WORK.
19. THE CONTRACTOR SHALL BE RESPONSIBLE FOR ALL LOADING AND UNLOADING REQUIRED TO RETURN ANY MATERIALS TO METRONET. METRONET SHALL ISSUE SPECIFIC INSTRUCTIONS FOR THE RETURN OF THE MATERIAL BY THE CONTRACTOR.
20. THE CONTRACTOR SHALL BE RESPONSIBLE FOR HAVING A SUPERVISOR ON-SITE AT ALL TIMES. METRONET RESERVES THE RIGHT TO INSPECT THE WORK FOR COMPLIANCE AND DEFECTS.

Directional Bore

- 1.25" conduits
- count Fiber Cable
- Handholes 30x48x24
- B Utility Boxes 17x30x18
- Terminal Boxes 13x24x15
- Drop Boxes 11x11x12



-Drop Box



-Terminal Box



-HandHole



-B Utility Box

Proposed Fiber Route



ROW/Property Boundry



Water



Sanitary



Storm



Total Underground footage
feet




OCT 25
2022

Permit Application
for Enterprise Ave






| | | | | | |
|--|--------------------------------|----------------------------|---|--|-----------------------|
|  | Drawn By <i>Gary Shills</i> | Revised Oct 25, 2022 | Drawing Title PERMIT APPLICATION FOR ENTERPRISE AVE | Description UNDERGROUND CONDUIT FROM HWY SS TO HAUSER ST | Page 1 of 7 |
|--|--------------------------------|----------------------------|---|--|-----------------------|



| METRONET Construction Communication Plan | Drawn By <i>Gary Shilts</i> | Revised Oct 25, 2022 | Drawing Title PERMIT APLPLICATION FOR ENTERPRISE AVE | Description UNDERGROUND CONDUIT FROM HWY SS TO HAUSER ST | Page 2 of 7 |
|---|--------------------------------|----------------------------|--|--|----------------|
|---|--------------------------------|----------------------------|--|--|----------------|



| | | | | | |
|--|--|-------------------------------------|---|--|-------------------------------|
|  | <p>Drawn By <i>Gary Shills</i></p> | <p>Revised Oct 25, 2022</p> | <p>Drawing Title PERMIT APPLICATION FOR ENTERPRISE AVE</p> | <p>Description UNDERGROUND CONDUIT FROM HWY 55 TO HAUSER ST</p> | <p>Page 3 of 7</p> |
|--|--|-------------------------------------|---|--|-------------------------------|



| METRONET Construction Communication Plan | Drawn By <i>Gary Phillips</i> | Revised Oct 25, 2022 | Drawing Title PERMIT APPLICATION FOR ENTERPRISE AVE | Description UNDERGROUND CONDUIT FROM HWY 55 TO HAUSER ST | Page 4 of 7 |
|---|----------------------------------|----------------------------|---|--|-----------------------|
|---|----------------------------------|----------------------------|---|--|-----------------------|



| | | | | | |
|--|--------------------------------|----------------------------|--|--|-----------------------|
|  | Drawn By <i>Gary Philts</i> | Revised Oct 25, 2022 | Drawing Title PERMIT APPLCATION FOR ENTERPRISE AVE | Description UNDERGROUND CONDUIT FROM HWY 55 TO HAUSER ST | Page 5 of 7 |
|--|--------------------------------|----------------------------|--|--|-----------------------|



| | | | | | |
|--|--|-------------------------------------|---|--|-------------------------------|
|  | <p>Drawn By <i>Gary Philts</i></p> | <p>Revised Oct 25, 2022</p> | <p>Drawing Title PERMIT APPLICATION FOR ENTERPRISE AVE</p> | <p>Description UNDERGROUND CONDUIT FROM HWY 55 TO HAUSER ST</p> | <p>Page 6 of 7</p> |
|--|--|-------------------------------------|---|--|-------------------------------|





City of La Crosse, Wisconsin

City Hall
400 La Crosse Street
La Crosse, WI 54601

Text File

File Number: 22-1377

Agenda Date: 11/14/2022

Version: 1

Status: Agenda Ready

In Control: Board of Public Works

File Type: General Item

Agenda Number:



**REVOCABLE OCCUPANCY / STREET PRIVILEGE PERMIT APPLICATION
FOR COMMUNICATIONS (FIBER OPTICS, TELEPHONE, CABLE, ETC.)**

City of La Crosse Engineering Department

Phone: 608-789-7505 Email: engineering@cityoflacrosse.org <http://cityoflacrosse.org>

Encroachment Owner: Metro Fiber net LLC.

Address: 149 Causeway Blvd City: _____ State: WI Zip: 54603

Phone # 715-8282727 Email Address Gary.Shilts@metronet.com

Application Preparer (if different from above) _____

Relationship with Owner: _____

Phone # _____ Email Address _____

Description of Proposed Encroachment:

See print package please: Fiber Optics Oak Ave Permit, Underground conduit installation

Encroachment Addresses (List by Street and 100 blocks):

Oak Ave down to Enterprise Ave

OAK Street from Enterprise Ave to the North

I certify that I have reviewed the Municipal Code and understand all that is related to this permit request. I further certify that I have the full authority to make the foregoing application; the information in the application and the required submittals are complete and correct; the Work or Use performed shall comply with all the laws of the State of Wisconsin, and all ordinances, rules, regulations, policies and special conditions of the City of La Crosse. The applicant agrees to perform the work covered by an approved permit with diligence and convenience to the public. **See Sheet 2 of 2 for Additional Conditions.**

Signature of Owner or designee: Gary G Shilts Date: 10/27/2022

Print Name and Title: Gary G Shilts, Project Controls Manager

Please return this completed application along with required information and fees noted on checklist below to: City of La Crosse, Engineering Department, 400 La Crosse Street, La Crosse, WI 54601. You will then be given notice of when your request will be on the Board of Public Works agenda for consideration. **Average completion time for validation 45 days.**

BELOW THIS LINE TO BE COMPLETED BY CITY STAFF ONLY

Required items to be provided by Applicant:

Scale Drawing of encroachments

(Complete Utility Locate by Digger's Hotline Required)



Certificate of Insurance (City as additional Insured)



Initial Application Fee \$ 160.00



City Utility Potential Conflict Notification and Sign-Off



Board of Public Works

Approval Date:

Encroachment Type:

Communications

Permit Number:

All Fees are Non-Refundable & Subject to change by City Council

SHEET 1 OF 2



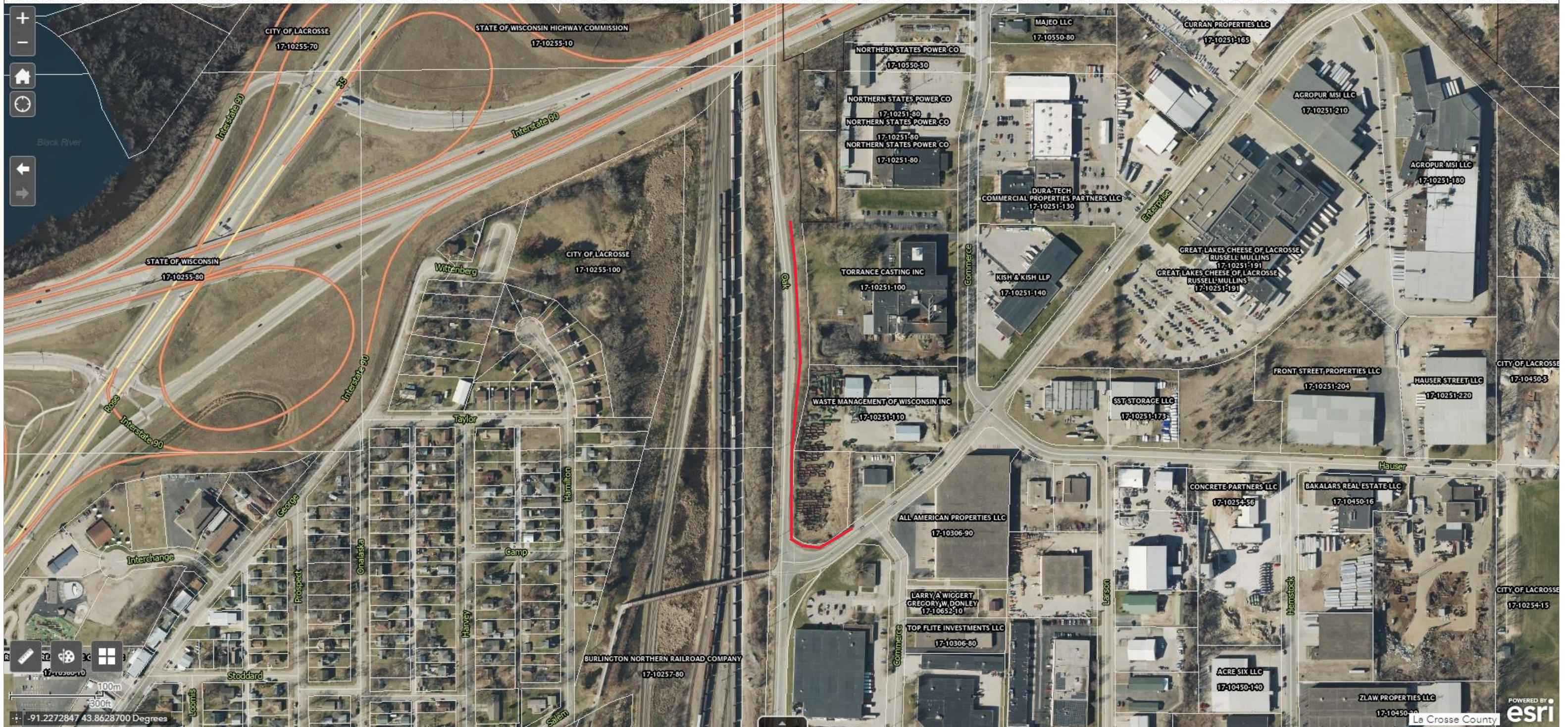
REVOCABLE OCCUPANCY / STREET PRIVILEGE PERMIT APPLICATION

City of La Crosse Engineering Department

Phone: 608-789-7505 Email: engineering@cityoflacrosse.org <http://cityoflacrosse.org>

STREET PRIVILEGE PERMIT CONDITIONS FOR COMMUNICATIONS INSTALLATIONS

1. The applicant shall be primarily liable for damages to person or property by reason of the granting of this street privilege permit.
2. The applicant shall obtain an excavation permit from the City of La Crosse Engineering Department prior to performing installation or any maintenance on the cable in the City right-of-way that requires excavation or disruption of pavement, sidewalk, curb and gutter, or other structure.
3. The applicant agrees that tracer wires shall be used and final cable location within the street right-of-way shall be approved by the City Engineer. Cable shall be installed not less than 36 inches deep, unless otherwise approved by the City Engineer.
4. Applicant agrees to provide the City of La Crosse with final "as-built" plans when installation is complete.
5. Applicant agrees that any pavement, concrete or green space disturbed during drilling activities shall be restored to its prior condition.
6. Applicant agrees that said installation shall not interfere with the City's water, sanitary sewer, or storm sewer underground infrastructure that may be in the area.
7. Applicant further agrees that they will make arrangements with the public utility companies and the City of La Crosse to clear all public underground utilities prior to initiating such work, and if necessary, applicant will make arrangements with the City of La Crosse to ensure proper traffic control.
8. Applicant waives any and all rights to contest in any way or manner the validity of Sec. 66.0425 of the Wisconsin Statutes and the amount of compensation charged.
9. Applicant agrees to become a member of Diggers Hotline for marking / locating of utility.
10. The applicant for a permit to encroach on the public right-of-way shall procure and maintain for the duration of the permit a minimum liability and contractual liability policy in the amount of \$100,000.00 each person, \$300,000.00 each accident for bodily injury and \$100,000.00 for property damage. A certificate of such insurance shall be filed with the City Attorney as part of the application. The insurance shall name the City, its officials, employees and agents as additional insureds. The Board may approve greater insurance protection on a case-by-case basis.
11. Applicant further agrees to hold harmless the City for any damage to said cable while the City, its agents or contractors are conducting construction for maintenance activities in or upon such area in which said cable lies; provided, however, the City shall make a good faith effort to notify applicant of any maintenance or work in the area of the street privilege permit which may damage applicant's cable.
12. Applicant agrees to remove the cable and return the area to its original condition upon ten (10) days' notice by the Board of Public Works. The applicant further agrees that if it does not remove the cable within ten (10) days after receiving notice, the City is authorized to remove the same and applicant agrees to pay the City for all costs of such removal.
13. Applicant further agrees that the obligations and conditions of this street privilege permit shall be binding upon all heirs, successors and assigns of applicant.
14. The person(s) signing this Permit warrant that they have the authority to sign as, or on behalf of, the party for whom they are signing.

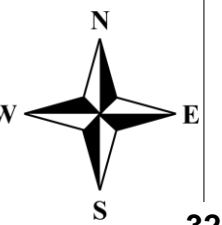


Drawn By
Gary Phillips

Revised
Oct 27,
2022

Oak Ave Permit Application

La Crosse WI Underground
Conduit Placement



GENERAL CONSTRUCTION NOTES

1. ALL UNDERGROUND WILL BE STANDARD (2) 1-1/4" I.D. SDR=13.5 ROLLED DUCT UNLESS OTHERWISE SPECIFIED WITHIN DESIGN DRAWINGS OR APPROVED BY METRONET (MNT) CONSTRUCTION MANAGER. IF THERE IS NO DUCT/CONDUIT SYMBOL ALONG TRENCH LINE IN DESIGN, THE TRENCH FOOTAGE IS ONLY FOR REFERENCE FOR FUTURE GROWTH AND SHOULD NOT BE BUILT UNTIL A REVISION IS RELEASED.
2. ALL AERIAL STRAND WILL BE SHOWN IN DESIGN AS IN THE LEGEND. NON STRAND SHALL NOT BE STRANDED UNLESS NOTED ON DRAWING FOR ANCHOR PLACEMENT.
3. THE CONTRACTOR SHALL BE RESPONSIBLE FOR LOCATING ALL UTILITIES 72-HOURS PRIOR TO CONSTRUCTION. IN CASES OF WILLFUL OR CARELESS DESTRUCTION, THE CONTRACTOR SHALL BE RESPONSIBLE FOR RESTORATION WITH FINAL APPROVAL FROM METRONET CONSTRUCTION MANAGER.
4. THE CONTRACTOR SHALL BE RESPONSIBLE FOR LOCATING ALL RAILROAD COMMUNICATION AND SIGNAL CABLES A MINIMUM OF 48-HOURS PRIOR TO CONSTRUCTION.
5. ALL HANDHOLES SHALL BE BURIED WITH THE COVER FLUSH TO THE GROUND ELEVATION.
6. SHORING MAY BE REQUIRED AND SHALL COMPLY WITH O.S.H.A. STANDARDS.
7. THE CONTRACTOR SHALL IMMEDIATELY NOTIFY THE METRONET CONSTRUCTION MANAGER OF ANY ACCIDENTS. THE CONTRACTOR SHALL BE SOLELY RESPONSIBLE FOR COMPLYING WITH ALL FEDERAL, STATE AND LOCAL SAFETY REQUIREMENTS INCLUDING THE OCCUPATIONAL SAFETY AND HEALTH ACT OF 1970. THE CONTRACTOR SHALL ALWAYS EXERCISE CAUTION FOR THE PROTECTION OF PERSONS (INCLUDING EMPLOYEES) AND PROPERTY. IT SHALL BE THE SOLE RESPONSIBILITY OF THE CONTRACTOR TO INITIATE, MAINTAIN AND SUPERVISE ALL SAFETY REQUIREMENTS, PRECAUTIONS AND PROGRAMS IN CONNECTION WITH THE WORK, INCLUDING THE REQUIREMENTS FOR CONFINED SPACES.
8. THE CONTRACTOR SHALL BE RESPONSIBLE FOR ALL PROPERTY DAMAGE OR DISTURBED AREAS, BOTH RESIDENTIAL, AND/OR COMMERCIAL DURING CONSTRUCTION. THE CONTRACTOR SHALL BE RESPONSIBLE FOR ALL RESTORATIONS TO EQUAL OR BETTER CONDITION THAN EXISTED BEFORE CONSTRUCTION. ADDITIONALLY, NON-RUBBER TIRED VEHICLES SHALL NOT BE MOVED ON OR ACROSS PUBLIC STREETS OR HIGHWAYS WITHOUT WRITTEN PERMISSION OF METRONET.
9. THE CONTRACTOR WILL BE RESPONSIBLE FOR DAILY WORK SITE CLEANUP. TRACKING OF SPILLING MUD, DIRT OR DEBRIS UPON STREETS, RESIDENTIAL OR COMMERCIAL DRIVES, SIDEWALKS OR BIKE PATHS IS PROHIBITED. ANY SUCH OCCURRENCE SHALL BE CLEANED UP IMMEDIATELY BY THE CONTRACTOR AT NO COST TO METRONET. IF THE CONTRACTOR FAILS TO REMOVE SUCH MUD, DIRT, DEBRIS OR SPILLAGE, METRONET RESERVES THE RIGHT TO REMOVE THESE MATERIALS AND CLEAN AFFECTED AREAS, THE COST OF WHICH SHALL BE THE RESPONSIBILITY OF THE CONTRACTOR.
10. CONTRACTOR SHALL FOLLOW ALL D.O.T. SAFETY REQUIREMENTS. IN ADDITION, THE FOLLOWING SUPPLEMENTAL REFERENCED SPECIFICATIONS SHALL BE OBSERVED:
 - i. Occupational Safety and Health Code (OSHA) – (latest edition).
 - ii. Applicable power and telephone pole attachment agreements.
 - iii. Applicable city, county and state ordinances.
 - iv. National Electric Safety Code (latest edition).
 - v. National Electric Code (latest edition).
 - vi. Applicable government agencies for safety and health for the work force.
 - vii. Manufacturer's specifications.
11. THE CONTRACTOR SHALL TRIM ONLY THE LIMBS THAT INHIBIT FIBER OPTIC CABLE PLACEMENT AND IN ACCORDANCE WITH LOCAL GOVERNING AGENCY. ALL SIGNS, LANDSCAPING, STRUCTURES OR OTHER APPURTENANCES WITHIN THE RIGHT OF WAY WHICH IS DISTURBED OR DAMAGED DURING CONSTRUCTION SHALL BE REPLACED OR REPAIRED TO THE SATISFACTION OF METRONET AND THE GOVERNING JURISDICTIONAL AUTHORITY. THE COST OF THIS WORK SHALL BE THE RESPONSIBILITY OF THE CONTRACTOR.
12. THE CONTRACTOR SHALL PLACE BARRICADES AROUND OPEN TRENCHES AND EQUIPMENT.
13. NO ADDITIONAL CABLE CUTS WILL BE ADDED WITHOUT PRIOR APPROVAL OF THE METRONET CONSTRUCTION MANAGER. SHOULD THE FIBER WORK NEED TO BE CONTINUED TO THE NEXT DAY AND THE FIBER LEFT OVERNIGHT, THE SECURITY OF THE FIBER SHALL BE THE RESPONSIBILITY OF THE CONTRACTOR.
14. ALL WORK TO BE PERFORMED IN STRICT ACCORDANCE WITH ALL REQUIREMENTS OF ANY REGULATING GOVERNMENT AGENCY OR THE RIGHT OF WAY GRANTOR. MUNICIPAL, COUNTY, STATE OR FEDERAL REGULATIONS MAY ALTER CONSTRUCTION SPECIFICATIONS IN SOME AREAS. IF CONTRACTOR REQUESTS A DEVIATION FROM THE CONSTRUCTIONS SPECIFICATIONS, SUCH REQUEST MUST BE DONE IN WRITING. NO WORK SHALL PROCEED WITH SUCH DEVIATION UNTIL CONTRACTOR HAS RECEIVED APPROVAL FROM METRONET AND ANY AFFECTED JURISDICTIONAL AUTHORITY WHEN APPLICABLE.
15. THE OWNER RESERVES THE RIGHT TO CHANGE OR REVISE THE CONSTRUCTION SPECIFICATIONS TO ADAPT TO LOCAL CONDITIONS OR DATA NECESSARY TO SECURE COMPLETION OF THE WORK. IN SUCH CASE, THE CONTRACTOR SHALL BE NOTIFIED IN WRITING.
16. IN CASE OF DISCREPANCY OR OMISSIONS, METRONET SHALL BE CONSULTED FOR ADJUSTMENTS OF ANY COMPLICATIONS RESULTING FROM THE DISCREPANCY OR OMISSION.
17. THE CONTRACTORS WORK SHALL INCLUDE BUT IS NOT LIMITED TO, UNLOADING, HAULING, STORING AND PROTECTING ALL METRONET FURNISHED MATERIAL FROM THE DELIVERY POINT THROUGH FINAL ACCEPTANCE OF THE WORK.
18. THE CONTRACTOR SHALL PROVIDE, CONSTRUCT AND MAINTAIN ALL ACCESS ROADS, ACCESS ROAD IMPROVEMENTS, FENCES AND GATES REQUIRED BY THE CONTRACTOR IN THE EXECUTION OF THE WORK.
19. THE CONTRACTOR SHALL BE RESPONSIBLE FOR ALL LOADING AND UNLOADING REQUIRED TO RETURN ANY MATERIALS TO METRONET. METRONET SHALL ISSUE SPECIFIC INSTRUCTIONS FOR THE RETURN OF THE MATERIAL BY THE CONTRACTOR.
20. THE CONTRACTOR SHALL BE RESPONSIBLE FOR HAVING A SUPERVISOR ON-SITE AT ALL TIMES. METRONET RESERVES THE RIGHT TO INSPECT THE WORK FOR COMPLIANCE AND DEFECTS.

Directional Bore

- 1.25" conduits
- count Fiber Cable
- Handholes 30x48x24
- B Utility Boxes 17x30x18
- Terminal Boxes 13x24x15
- Drop Boxes 11x11x12



-Drop Box



-Terminal Box



-HandHole



-B Utility Box

Proposed Fiber Route



ROW/Property Boundry



Water



Sanitary



Storm



Total Underground footage
feet



Drawn By
Gary Phills

Revised
Apr 13,
2022

Oak Ave Permit Application

La Crosse WI Underground
Conduit Placement





| METRONET Construction Communication Plan | Drawn By <i>Gary Shills</i> | Revised Oct 27, 2022 | Drawing Title Oak Ave Permit Application | Description La Crosse WI Underground Conduit Placement | Page 1 of 5 |
|---|--------------------------------|----------------------------|--|--|-----------------------|
|---|--------------------------------|----------------------------|--|--|-----------------------|



| METRONET Construction Communication Plan | Drawn By <i>Gary Shilts</i> | Revised Oct 27, 2022 | Drawing Title Oak Ave Permit Application | Description La Crosse WI Underground Conduit Placement | Page 2 of 5 |
|---|--------------------------------|----------------------------|---|--|----------------|
|---|--------------------------------|----------------------------|---|--|----------------|



| METRONET Construction Communication Plan | Drawn By <i>Garyt Philts</i> | Revised Oct 27, 2022 | Drawing Title Oak Ave Permit Application | Description La Crosse WI Underground Conduit Placement | Page 3 of 5 |
|---|---------------------------------|----------------------------|--|--|-----------------------|
|---|---------------------------------|----------------------------|--|--|-----------------------|



| | | | | | |
|--|--------------------------------|----------------------------|--|--|-----------------------|
|  | Drawn By <i>Gary Shills</i> | Revised Oct 27, 2022 | Drawing Title Oak Ave Permit Application | Description La Crosse WI Underground Conduit Placement | Page 4 of 5 |
|--|--------------------------------|----------------------------|--|--|-----------------------|



| | | | | | |
|--|--------------------------------|----------------------------|--|--|-----------------------|
|  | Drawn By <i>Gary Shilts</i> | Revised Oct 27, 2022 | Drawing Title Oak Ave Permit Application | Description La Crosse WI Underground Conduit Placement | Page 5 of 5 |
|--|--------------------------------|----------------------------|--|--|-----------------------|



City of La Crosse, Wisconsin

City Hall
400 La Crosse Street
La Crosse, WI 54601

Text File

File Number: 22-1394

Agenda Date: 11/14/2022

Version: 1

Status: Agenda Ready

In Control: Board of Public Works

File Type: General Item

Agenda Number:

**REVOCABLE OCCUPANCY / STREET PRIVILEGE PERMIT APPLICATION****City of La Crosse Engineering Department**Phone: 608-789-7505 Email: engineering@cityoflacrosse.org <http://cityoflacrosse.org>Property Owner: St Joseph the Workman CathedralAddress: 530 Main Street City: La Crosse State: WI Zip: 54601Phone # 1-608-782-0332 Email Address office@cathedralsjworkman.orgApplication Preparer (if different from above) Al Czajka / Pieper Electric Inc.Relationship with Owner: Electrical contractor doing the installationPhone # 262-352-0094 Email Address al.czajka@pieperpower.com**Description of Proposed Encroachment:**

Install a customer owned light pole with (2) small fixture heads, 32" South of the curb on Main street, and 46'-5.5" West of the curb on 6th Street, to light the clock face on the North facade of St. Joseph the Workman Cathedral.

LIGHT POLE AND ELECTRIC CONDUIT

Encroachment Address(es): WITH FLOODLIGHT
530 Main St., La Crosse, WI 54601

Benefiting Tax Parcel ID #(s):#17-20174-10 and #17-200362110

I certify that I have reviewed the Municipal Code and understand all that is related to this permit request. I further certify that I have the full authority to make the foregoing application; the information in the application and the required submittals are complete and correct; the Work or Use performed shall comply with all the laws of the State of Wisconsin, and all ordinances, rules, regulations, policies and special conditions of the City of La Crosse. The applicant agrees to perform the work covered by an approved permit with diligence and convenience to the public.

Signature of Owner: Richard W. Gilles Date: May 9, 2022Print Name and Title: Richard Gilles, vice - President, Rector

Please return this completed application along with required information and fees noted on checklist below to: City of La Crosse, Engineering Department, 400 La Crosse Street, La Crosse, WI 54601. You will then be given notice of when your request will be on the Board of Public Works agenda for consideration. Once approved an agreement document will be drafted by City and sent to Owner for signatures. Permit will then be valid once recorded with the County's Register of Deeds department. Applicant shall obtain all other necessary permits as required by City Departments. **Average completion time for validation 45 days.**

BELOW THIS LINE TO BE COMPLETED BY CITY STAFF ONLY**Required items to be provided by Applicant:**

Scale Drawing of encroachment on letter size paper(s)



Legal Description of benefiting parcel(s)



Certificate of Insurance (City as additional Insured)

Initial Application / Annual Fee \$ 100.00

City Utility Potential Conflict Notification and Sign-Off

**Board of Public Works****Approval Date:****Encroachment Type:**LIGHT POLE**Permit Number:****All Fees are Non-Refundable & Subject to change by City Council**




REVOCABLE OCCUPANCY / STREET PRIVILEGE PERMIT APPLICATION

City of La Crosse Engineering Department

Phone: 608-789-7505 Email: engineering@cityoflacrosse.org <http://cityoflacrosse.org>

Permit Additional Conditions

- 1 The encroachment must be maintained in good condition at all times.
- 2 The applicant shall be primarily liable for damages to person or property by reason of the maintenance of said encroachment.
- 3 Applicant waives any and all rights to contest in any manner the validity of Sec. 66.0425, Wis. Stats. and the amount of compensation charged.
- 4 Provision for a bond is hereby waived.
- 5 The applicant for a permit to encroach on the public right-of-way shall procure and maintain for the duration of the permit a minimum liability and contractual liability policy in the amount of \$100,000.00 each person, \$300,000.00 each accident for bodily injury and \$100,000.00 for property damage. A certificate of such insurance shall be filed with the City of La Crosse as part of the application. The insurance shall name the City, its officials, employees and agents as additional insureds. The Board may approve greater insurance protection on a case-by-case basis.
- 6 Applicant agrees that if they do not remove the encroachment within ten (10) days after receiving notice from the City to do so, the City is authorized to remove the same and applicants agree to pay the City for all costs of such removal.
- 7 Applicant further agrees that the City shall not be liable to applicants for any damage applicants may receive to their encroachment should it be damaged by the City if the City performs work or maintenance in the area of the Revocable Occupancy Permit.
- 8 Applicant further agrees that if the City determines that the installation or use of the described encroachment authorized under this permit increases the difficulty of highway maintenance, creates conditions adverse to the best interest of the highway users, the general public, or presents a threat to highway safety, then the Occupant, upon notification by the City shall promptly remove the encroachment from the highway right of way.
- 9 Failure by the Applicant to comply with the provisions of this permit is cause for the City to terminate this permit and to require the Applicant to take immediate action to clear the right of way to a safe condition.
- 10 Applicant agrees to renew this permit annually each January by submitting renewal form and current fee established by the La Crosse Common Council.




9/22/22, 10:39 AM

Google Maps

Google Maps

This is option 1, we have a 3/4" pipe stubbed out of the last light we installed.

This would be option 2, there is an outlet on the backside of the building that we could pull power from.



Images: ©2022 Google Maps data ©2022 Map data ©2022 10/4

Springfield Series



Features

Aluminum light poles with a decorative base, featuring a choice of extruded shafts. Accepts a wide variety of Amerlux post top luminaires.

10 1/2" octagonal cast aluminum base (.250 min. wall) with exterior mounting plate and 11 1/2" square base cover

Choice of extruded shafts (0.125 wall)

- 4" to 3" OD tapered
- 4" OD fluted (12 flutes)
- 4" OD smooth round

Extruded shaft is circumferentially welded to the base

Access door for anchor bolts and wiring is secured with stainless steel screws

Ground lug provided inside base

Capable of supporting multiple light brackets

PROJECT:

TYPE:



AP4032.XX



AP4033.XX



AP4034.XX

See pgs 3-4 for more details.

Materials:

Base - Cast aluminum (356-T6)

Shaft - Extruded Aluminum (6063-T6)

- Tapered Aluminum (6063-T6)

Anchor Bolts - Hot dipped galvanized steel, ordered separately

Finish:

Premium quality thermoset polyester powdercoat for a durable finish.

Accessories:

- Single or double sided field rotatable banner arms
- Flag pole holder
- GFCI - covered ground fault circuit protected duplex outlet
- Direct burial extension



Springfield Series



PROJECT:

TYPE:

Pole Ordering Information

AP4033 . 12'-0" . BLK .

1 **2** **3** **4**

- 1** Model
 AP4032 - 4" to 3" O.D. pole, tapered 0.125 wall
 AP4033 - 4" O.D. fluted pole, 0.125 wall
 AP4034 - 4" O.D. smooth pole, 0.125 wall

- Pole Height
2 08 - 8'-0"
 10 - 10'-0"
 12 - 12'-0"
 14 - 14'-0"
 16 - 16'-0"

- 3** Finish
 BLK - satin black
 CLB - classic bronze
 GBZ - gloss textured bronze
 GRN - green
 GTB - gloss textured black
 TBK - textured black
 TGR - gloss textured green
 CSTM - custom, consult factory

- 4** Options/Accessories
 GFCI-TOP - ground fault circuit protected outlet, placed 6" from the top of pole
 GFCI-BTM - ground fault circuit protected outlet, placed 6" above the decorative base at the bottom of the pole
 LT - less tenon
 DB - direct burial extension

Anchor Bolt Ordering Information (Ordered separately, can be pre-shipped upon request)

AP4000-555-0004

1

- 1** Model
 AP4000-555-0004 - 1/2" x 18" anchor bolts

Accessory Ordering Information (Ordered separately)

- 1**
- 1** Model (all accessories below are for non-tapered shafts only)
 BA18-FRC4 - 18" banner arm, 4" OD shaft
 BA24-FRC4 - 24" banner arm, 4" OD shaft
 2BA18-FRC4-180 - double sided 18" banner arms, 4" OD shaft
 2BA24-FRC4-180 - double sided 24" banner arms, 4" OD shaft
 FPH-4 - flag pole holder for 4" non-tapered poles

Springfield Series



PROJECT:

TYPE:



AP4032.XX



AP4033.XX




AP4034.XX

Springfield Series



PROJECT:

TYPE:



Finish

The post will be finished with an electrostatically applied thermoset polyester powder coat. Prior to finishing, the parts are thoroughly cleaned. Our powder coat finish is durable, long lasting, attractive and scratch resistant as well as environmentally friendly. We offer 7 stock finishes or hundreds of special order colors including custom matching for existing projects (additional charges apply).

BLK - Satin Black

CLB - Classic Bronze

GBZ - Gloss Textured Bronze

GRN - Green

GTB - Gloss Textured Black

TBK - Textured Black

TGR - Gloss Textured Green

Accessories

Banner Arms

Single or double sided field rotatable banner arms.

BA18 (18") or **BA24** (24") banner arms

FRC4 (4" OD shaft) or **FRC5** (5" OD shaft)

Add a (2) for a double arm. Example: **2BA18-FRC4-180**

See ordering guide for configurations



FPH-4

Extruded aluminum holder for 1" OD flag poles.

Available for 4" OD or 5" OD non-tapered pole.



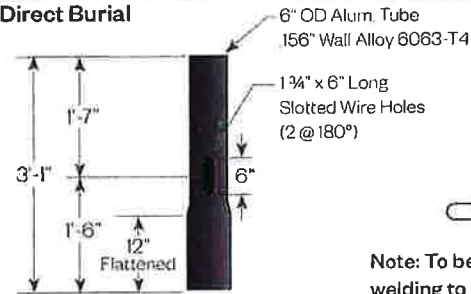
GFCI - Top/Bottom

Covered ground fault circuit protected duplex outlet.

Can be placed near top of pole or above the decorative base at the bottom of the pole. Wet while in use rated.



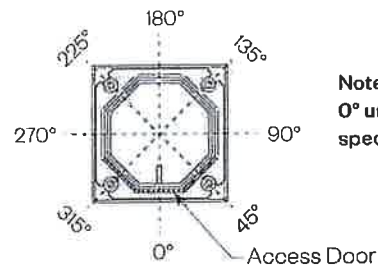
Direct Burial



Note: To be flattened after welding to shaft assembly.

GFCI Orientation Guide

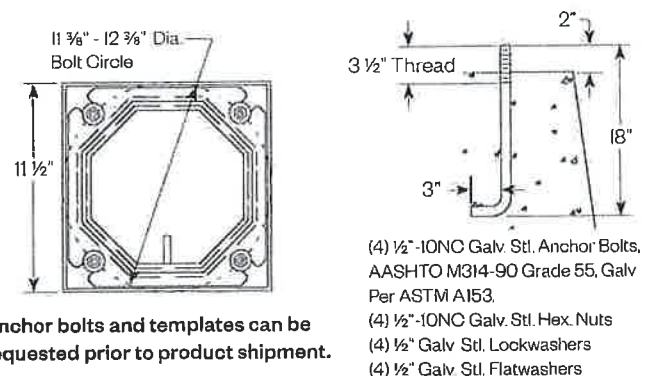
As viewed from above



Note: GFCI placed at 0° unless otherwise specified.

Note: Orientation of additional accessories must be specified when ordering.

Anchor Details



Anchor bolts and templates can be requested prior to product shipment.

BR04

Crossarm

amerlux
A Delta Group Company

BR04 Crossarm

PROJECT:

TYPE:

Description

The BR04 Series crossarms feature a strong yet lightweight aluminum design for ease of installation. The series can accommodate a wide variety of fixtures. It is designed to be used on a pole with a min. 4" OD shaft.

Construction

Crossarms are shipped as a one piece unit as shown. Crossarms are constructed from ASTM 319 aluminum. Exterior hardware is stainless steel and tamper resistant.

Installation

Crossarms will slip fit a 3" OD post top tenon and attach with two rows of 5/16" dia. stainless steel set screws. Crossarms and wall brackets are equipped with 3" O.D. tenons for luminaire mounting.

The wall bracket is constructed of corrosion resistant cast aluminum (A319 Alloy). It has a nominal 3" OD tenon for luminaire mounting, and four holes in the back plate for mounting to the wall. (Wall mounting hardware is not included, due to the wide variety of backing materials. Customer should determine the appropriate anchoring hardware based on the wall material.)

Finish

The bracket will be finished with a premium quality thermoset polyester powdercoat for a durable finish.

BLK - Satin Black

CLB - Classic Bronze

GBZ - Gloss Textured Bronze

GRN - Green

GTB - Gloss Textured Black

TBK - Textured Black

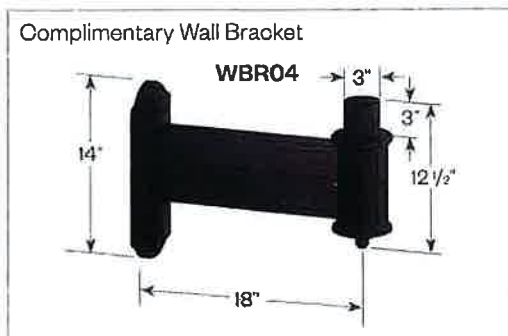
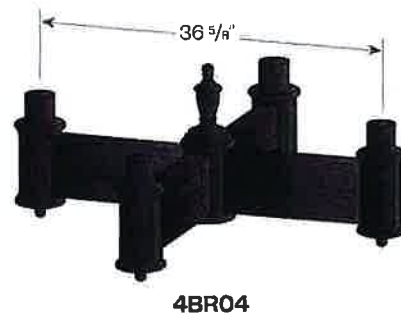

TGR - Gloss Textured Green

CSTM - Custom

EPA

2BR04: 1.9

4BR04: 2.28



BR04

Crossarm


A Delta Group Company

PROJECT:

TYPE:

Ordering Information

2BR04 . BLK

1

2

1

Model

2BR04

3BR04

4BR04

WBR04 (wall bracket)

2

Finish

BLK - Satin Black

CLB - Classic Bronze

GBZ - Gloss Textured Bronze

GRN - Green

TGR - Gloss Textured Green

TBK - Textured Black

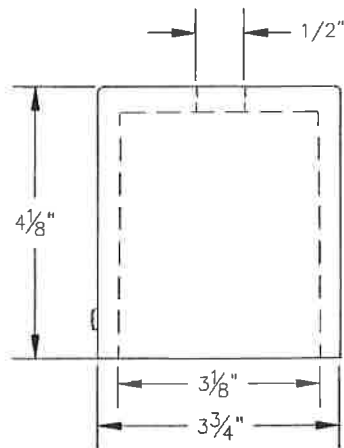
GTB - Gloss Textured Black

OSTM - Custom

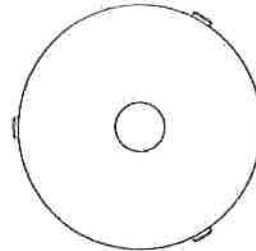
BR04 Crossarm

NOTES:

1. BEGA FLOODLIGHT POLE CAP ACCESSORY #70 249



Side view



Top view

BEGA

1000 Bega Way
Carrollton, Ga. 30133
(404) 442-1000

Catalog No. 70 249

Description FLOODLIGHT POLE CAP ACCESSORY

Drawn by HA Date 11/18/15 File Name: 70249.DXF

SCALE: NONE - DO NOT SCALE DRAWING

This print contains confidential information which is the property of BEGA, Inc. Borrowers agree that it will not be used for any other purpose other than that which it was loaned.

Performance floodlight - Very narrow beam

BEGA

Application

Performance floodlights with ½" I.P.S. nipple for direct attachment to cast wiring boxes and other accessories. Very narrow beam light distribution designed for use in illuminating landscaping, facades, flag poles, trees, and signage.

Materials

Luminaire housing and canopy constructed of die-cast marine grade, copper free (≤ 0.3% copper content) A360.0 aluminum alloy
Clear safety glass
Reflector surface made of pure anodized aluminum
Silicone optical lens
Silicone applied robotically to casting, plasma treated for increased adhesion
High temperature silicone gasket
Mechanically captive stainless steel fasteners

NRTL listed to North American Standards, suitable for wet locations
Protection class IP 65
Effective projection area: 0.53 sq. ft.
Weight: 12.1 lbs

Electrical

| | |
|---------------------------|----------------------|
| Operating voltage | 120-277V |
| Minimum start temperature | -30° C |
| LED module wattage | 72.9W |
| System wattage | 79W |
| Controllability | 0-10V dimming |
| Color rendering index | Ra > 90 |
| Luminaire lumens | 4,878 lumens (4000K) |
| LED service life (L70) | 60,000 hours |

LED color temperature

- ☐ 4000K - Product number + **K4**
- ☐ 3500K - Product number + **K35**
- ☒ 3000K - Product number + **K3**
- ☐ 2700K - Product number + **K27**

BEGA can supply you with suitable LED replacement modules for up to 20 years after the purchase of LED luminaires - see website for details

Finish

All BEGA standard finishes are matte, textured polyester powder coat with minimum 3 mil thickness.

Available colors ☒ Black (BLK) ☐ White (WHT) ☐ RAL:
☐ Bronze (BRZ) ☐ Silver (SLV) ☐ CUS

Type: ^{OE}

BEGA Product: 84 547 K3 70 249

Project: St. Joseph the Workman Cathedral

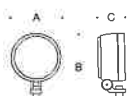
Modified:

Available Accessories

- ☐ **71 072** 180° glare shield
- ☐ **71 074** Elliptical spread lens

Mounting options

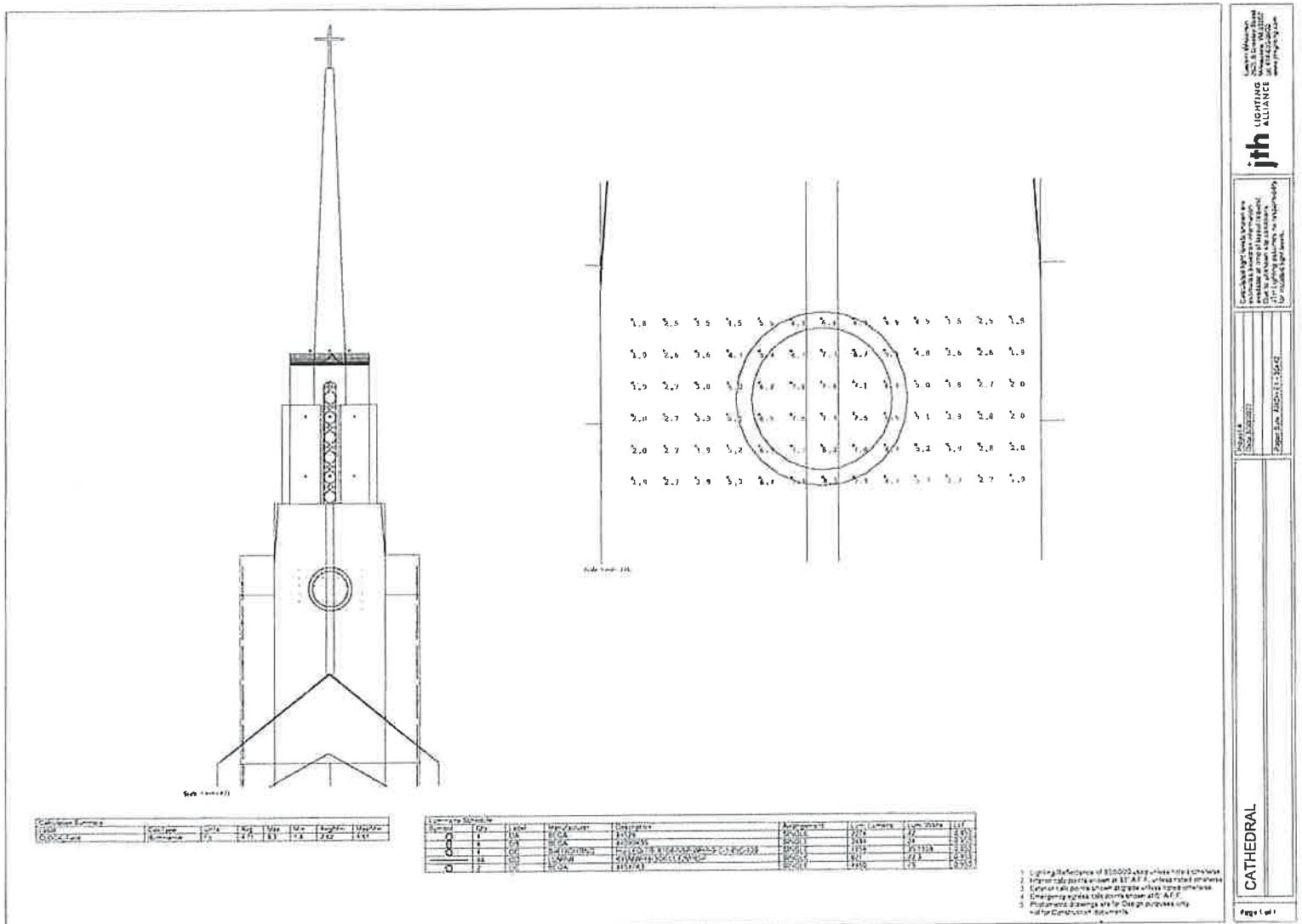
- ☐ **19 593** Surface mount wiring box
 - ☐ **19 594** Direct burial wiring box
 - ☐ **70 204** Earth Spike
 - ☒ **70 249** Pole cap - for 3" O.D. poles
 - ☐ **70 252** Wood screw
 - ☐ **70 280** Tube clamp
 - ☐ **70 283** Screw clamp
 - ☐ **70 379** Pole mount arm
 - ☐ **79 511** Mounting block
- See individual accessory spec sheet for details.

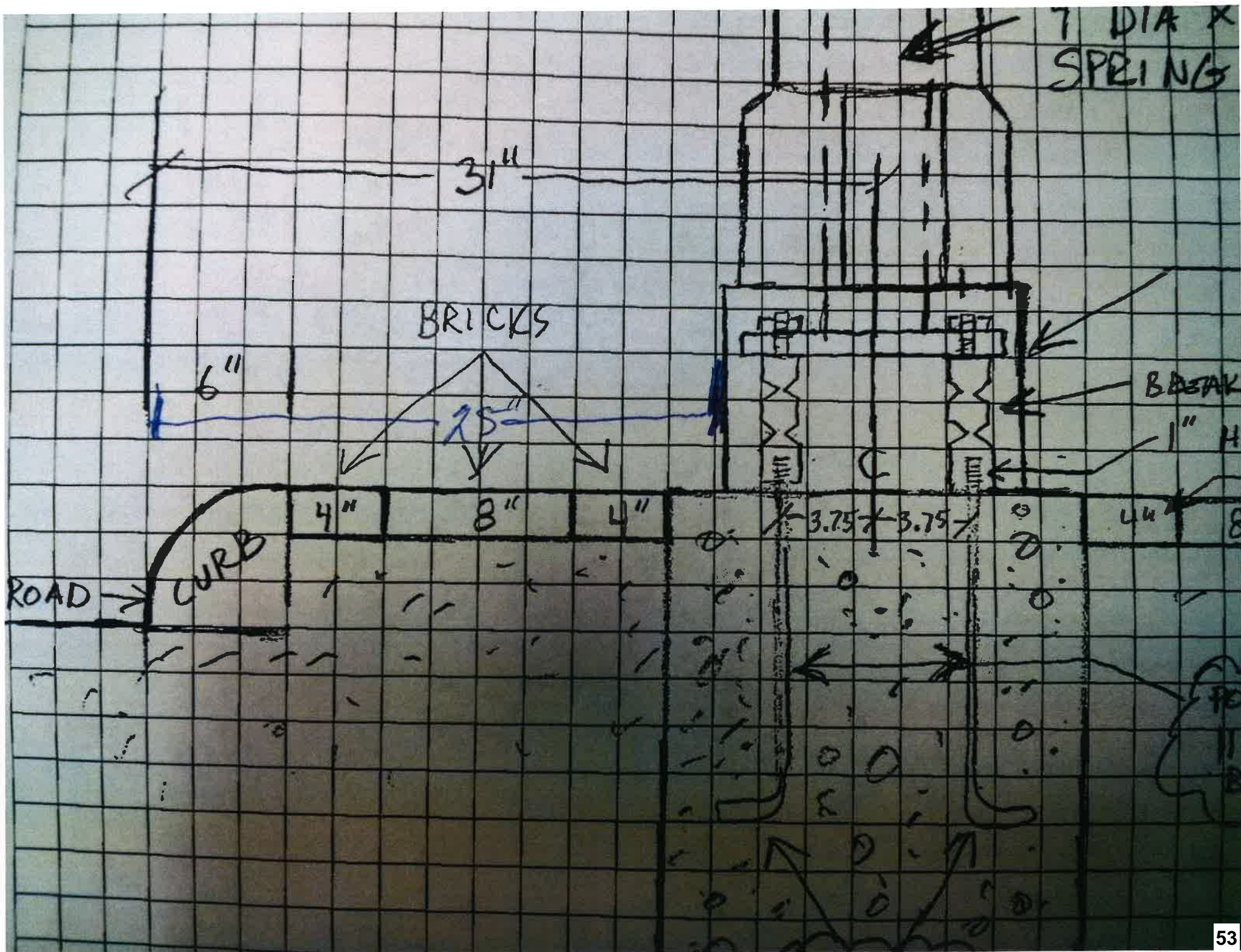
| | | | | | |
|--|-------|------|-------|--------|-------|
|  | | | | | |
| Performance floodlight · very narrow beam | | | | | |
| | LED | β | A | B | C |
| 84 547 | 72.9W | 11 ° | 9 7/8 | 13 3/4 | 5 1/2 |
| β = Beam angle | | | | | |



Flood Light TARGET

CLOCK





SPECIFICATIONS

Performance Criteria:

1. Double-Neck™ Pole-Safe® conforms to AASHTO "Standard Specifications for Structural Supports for Highway Signs, Luminaires and Traffic Signals."
2. Double-Neck™ Pole-Safe® has been crash-tested and FHWA approved in accordance with the requirements of NCHRP Report 350, "Recommended Procedures for the Safety Performance Evaluation of Highway Features."

Physical Properties per Coupling:

1. Ultimate Tensile Strength = 53.8 kN (12.1 kips), minimum.
2. Tensile Yield Strength = 46.5 kN (10.4 kips), minimum.
3. Ultimate Restrained Shear Strength = 2.6 kN (0.6 kips), minimum.
4. Ultimate Restrained Shear Strength = 4.4 kN (1.0 kips), maximum.

Corrosion Protection:

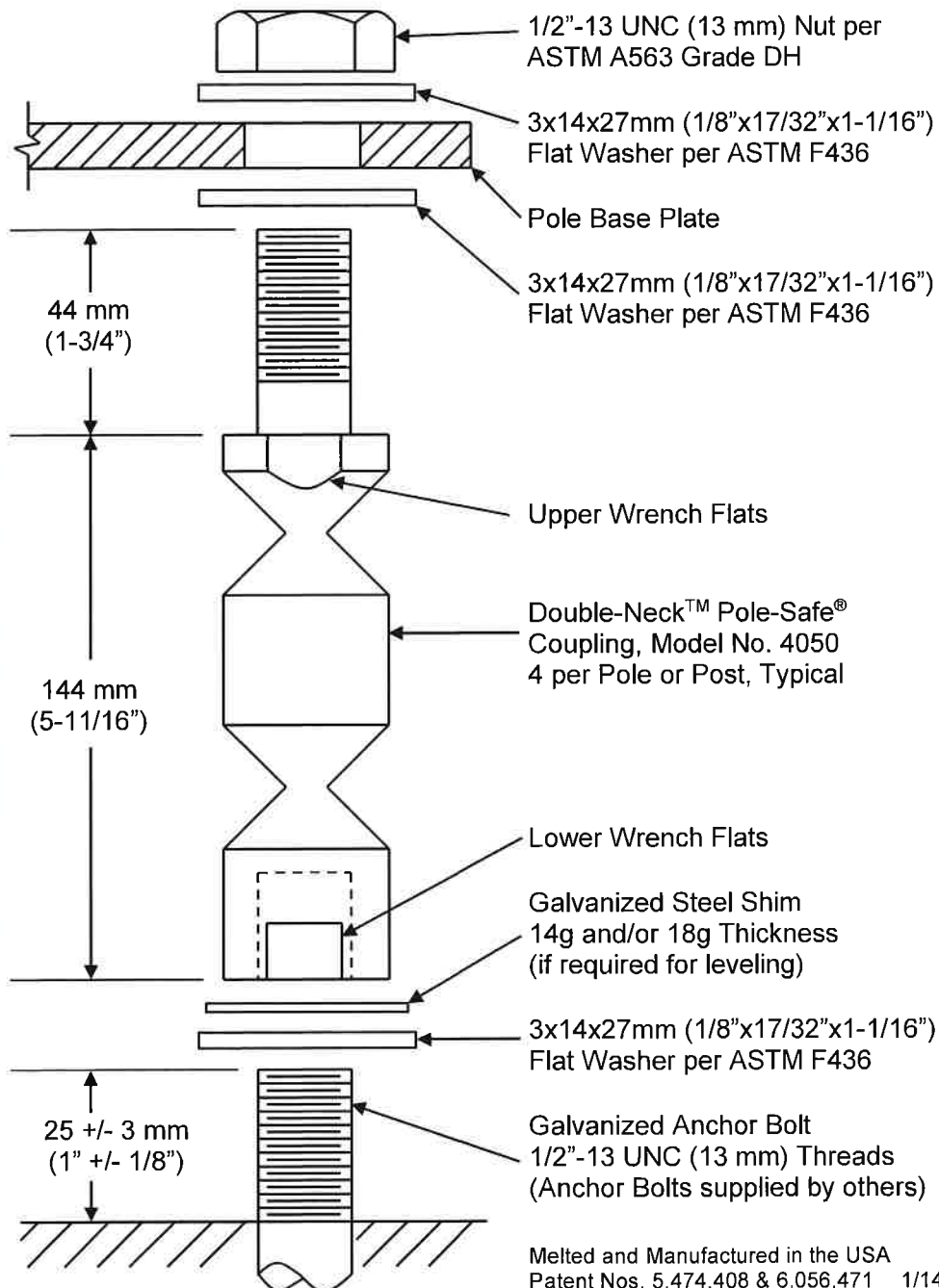
1. All Double-Neck™ Pole-Safe® couplings, nuts, bolts, and washers are galvanized after fabrication in accordance with ASTM A153. All leveling shims are galvanized after fabrication in accordance with ASTM A653.

Pole-Safe® Model No. 4050

Breakaway Support System for Light Poles



20 Jones Street
New Rochelle, NY 10801
914-636-1000
www.transpo.com



[illegible]



City of La Crosse, Wisconsin

City Hall
400 La Crosse Street
La Crosse, WI 54601

Text File

File Number: 22-1395

Agenda Date: 11/14/2022

Version: 1

Status: Agenda Ready

In Control: Board of Public Works

File Type: General Item

Agenda Number:



City of La Crosse Engineering
400 La Crosse Street
La Crosse, WI 54601-3396
608) 789-7505
FAX (608) 789-8184

November 7th, 2022

PROJECT: 2022-2023 Snow Removal

To the Board of Public Works

Dear Board of Public Works Members:

The following quotes were received for the project **2022-2023 Snow Removal**:

Premier Lawn & Snow, LLC
Holmen, WI

\$0.32 per SF

Howe Construction

\$0.38 per SF

W.S. Trucking & Construction

\$1.55 per SF

The City Engineer recommends awarding the quote proposal to **Premier Lawn & Snow, LLC** in the amount of **\$0.32 per SF**.

Sincerely,

Matthew Gallagher, P.E.
Director of Engineering & Public Works

MG:mc