

LA CROSSE
WISCONSIN



2027-2031

Capital Projects
Budget

City Plan Commission Draft 6/29/26

Cover and Report Design by Bryan Stockus
Cover Photo by Bob Cood Photography

Table of Contents

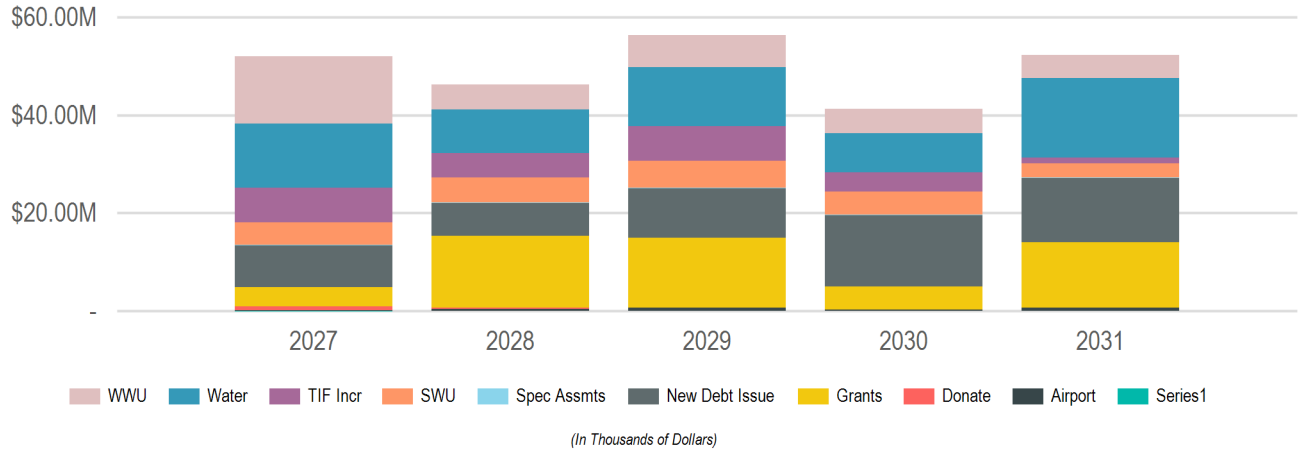
Summary	1
Funding Source	1
Expenditure Category	2
Buildings & Grounds	4
City Hall	5
La Crosse Center	6
Library	7
Municipal Service Center	8
Others	9
Flood Control, Harbors & Waterfront	10
Parks, Recreation & Forestry	11
Planning & Community Development	13
Economic Development	14
Housing	15
Neighborhoods	16
Public Safety	17
Transportation & Utilities	18
Alleys	19
Streets	20
Streetscaping & Lighting	27
Utilities	29
Airport	32
Bridges	34
Supplemental Information	35
New Borrowing Requests	35
TIF Funded Project Requests	37
Unfunded Requests	38

Totals by Funding Source

2027 Total Funding
\$52,010,000

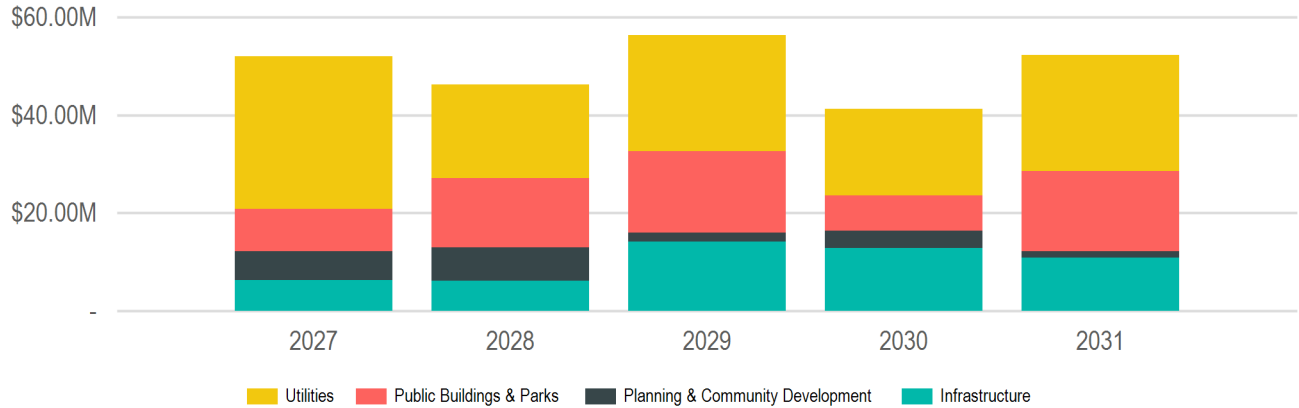
2027 New Borrowing
\$8,535,000

2027 City Funded
\$47,322,500



Source	2027	2028	2029	2030	2031	Total
Borrowing	\$8,535,000	\$6,700,000	\$10,170,000	\$14,530,000	\$13,190,000	\$53,125,000
New Debt Issue	\$8,535,000	\$6,700,000	\$10,170,000	\$14,530,000	\$13,190,000	\$53,125,000
Donations & Outside Funding	\$755,000	\$225,000	-	-	-	\$980,000
Donations	\$755,000	\$225,000	-	-	-	\$980,000
Grants & Other Intergovernmental	\$3,932,500	\$14,635,400	\$14,206,500	\$4,750,000	\$13,300,000	\$50,824,400
Federal	\$3,815,000	\$14,160,400	\$13,498,000	\$4,500,000	\$12,600,000	\$48,573,400
State	\$117,500	\$475,000	\$708,500	\$250,000	\$700,000	\$2,251,000
Operating Funds	\$31,537,500	\$19,650,000	\$24,608,500	\$18,000,000	\$24,500,000	\$118,296,000
Enterprise/Utility Funds	\$31,537,500	\$19,650,000	\$24,608,500	\$18,000,000	\$24,500,000	\$118,296,000
Airport Operating Funds	\$105,000	\$330,000	\$458,500	-	\$450,000	\$1,343,500
Passenger Facility Charges	\$12,500	\$145,000	\$250,000	\$250,000	\$250,000	\$907,500
Sanitary Sewer Utility Funds	\$13,720,000	\$5,100,000	\$6,500,000	\$4,950,000	\$4,650,000	\$34,920,000
Storm Water Utility Funds	\$4,525,000	\$5,150,000	\$5,400,000	\$4,700,000	\$2,850,000	\$22,625,000
Water Utility Funds	\$13,175,000	\$8,925,000	\$12,000,000	\$8,100,000	\$16,300,000	\$58,500,000
Special Funds	\$70,000	-	-	-	-	\$70,000
GREEN ISLAND LAND	\$70,000	-	-	-	-	\$70,000
Taxation	\$7,180,000	\$5,095,000	\$7,295,000	\$4,020,000	\$1,220,000	\$24,810,000
Special Assessments	\$120,000	\$120,000	\$120,000	\$120,000	\$120,000	\$600,000
TIF Increment	\$7,060,000	\$4,975,000	\$7,175,000	\$3,900,000	\$1,100,000	\$24,210,000
15 - Chart	\$600,000	\$400,000	-	-	-	\$1,000,000
16 - LIPCO/Trane Plant 6	\$660,000	\$775,000	\$750,000	-	-	\$2,185,000
17 - Lot C Downtown	\$200,000	\$600,000	\$4,800,000	\$900,000	-	\$6,500,000
18 - River Point District	\$5,600,000	\$3,200,000	\$1,625,000	\$3,000,000	\$1,100,000	\$14,525,000
New Borrowing Sub-Total	\$8,535,000	\$6,700,000	\$10,170,000	\$14,530,000	\$13,190,000	\$53,125,000
City Funded Sub-Total	\$47,322,500	\$31,445,000	\$42,073,500	\$36,550,000	\$38,910,000	\$196,301,000
Non-City Funded Sub-Total	\$4,687,500	\$14,860,400	\$14,206,500	\$4,750,000	\$13,300,000	\$51,804,400
	\$52,010,000	\$46,305,400	\$56,280,000	\$41,300,000	\$52,210,000	\$248,105,400

Totals by Expenditure Category



(In Thousands of Dollars)

Category	2027	2028	2029	2030	2031	Total
Infrastructure	\$6,345,000	\$6,235,000	\$14,110,000	\$12,790,000	\$10,835,000	\$50,315,000
Alleys	\$50,000	\$50,000	\$50,000	\$50,000	\$50,000	\$250,000
Bridges	\$50,000	\$50,000	\$300,000	\$50,000	\$50,000	\$500,000
Fiber & Telecommunications	\$25,000	\$95,000	\$25,000	\$70,000	-	\$215,000
Streets	\$5,990,000	\$5,295,000	\$12,480,000	\$12,355,000	\$10,260,000	\$46,380,000
<i>Bicycle and Pedestrian Improvements</i>	\$1,440,000	\$895,000	\$2,460,000	\$355,000	\$260,000	\$5,410,000
<i>DOT Projects</i>	-	-	-	\$200,000	-	\$200,000
<i>Street Improvements</i>	\$1,250,000	\$950,000	\$650,000	\$950,000	\$750,000	\$4,550,000
<i>Total Street Reconstruction</i>	\$2,100,000	\$2,300,000	\$8,350,000	\$9,950,000	\$8,250,000	\$30,950,000
<i>Traffic Signals</i>	\$1,200,000	\$1,150,000	\$1,020,000	\$900,000	\$1,000,000	\$5,270,000
Streetscaping	\$230,000	\$745,000	\$1,255,000	\$265,000	\$475,000	\$2,970,000
<i>Street Lighting</i>	\$115,000	\$620,000	\$1,125,000	\$130,000	\$335,000	\$2,325,000
<i>Streetscaping</i>	\$115,000	\$125,000	\$130,000	\$135,000	\$140,000	\$645,000
Planning & Community Development	\$5,860,000	\$6,710,400	\$1,925,000	\$3,550,000	\$1,300,000	\$19,345,400
Economic Development	\$360,000	\$100,000	\$100,000	\$500,000	-	\$1,060,000
<i>Façade Renovation</i>	\$160,000	\$100,000	\$100,000	\$100,000	-	\$460,000
<i>Other</i>	\$200,000	-	-	\$400,000	-	\$600,000
Floodplain Improvements	\$300,000	\$600,000	\$200,000	-	\$200,000	\$1,300,000
Housing Rehabilitation	\$400,000	-	-	-	-	\$400,000
Miscellaneous	\$4,300,000	\$6,010,400	\$1,625,000	\$3,050,000	\$1,100,000	\$16,085,400
Neighborhoods	\$500,000	-	-	-	-	\$500,000
Public Buildings & Parks	\$8,610,000	\$14,210,000	\$16,570,000	\$7,210,000	\$16,475,000	\$63,075,000
Airport	\$2,350,000	\$9,500,000	\$14,170,000	\$5,000,000	\$14,000,000	\$45,020,000
<i>Other Buildings</i>	\$250,000	\$2,530,000	\$620,000	-	-	\$3,400,000
<i>Runways and Taxiways</i>	\$2,100,000	\$6,970,000	\$13,550,000	\$5,000,000	\$14,000,000	\$41,620,000
Parks	\$4,670,000	\$3,585,000	\$2,330,000	\$1,485,000	\$615,000	\$12,685,000
<i>Aquatics Facilities</i>	\$400,000	-	\$1,000,000	-	-	\$1,400,000
<i>Boat Docks</i>	\$3,500,000	-	-	-	-	\$3,500,000
<i>General Improvements</i>	\$100,000	\$3,510,000	\$60,000	\$685,000	\$125,000	\$4,480,000
<i>Recreation Facilities</i>	\$670,000	-	\$200,000	\$800,000	\$490,000	\$2,160,000
<i>Trails</i>	-	\$75,000	\$1,070,000	-	-	\$1,145,000
Public Buildings	\$1,590,000	\$1,125,000	\$70,000	\$725,000	\$1,860,000	\$5,370,000
<i>City Hall</i>	\$850,000	\$220,000	-	\$100,000	\$1,625,000	\$2,795,000
<i>La Crosse Center Facility</i>	\$450,000	\$405,000	\$70,000	\$500,000	\$235,000	\$1,660,000
<i>Library</i>	\$190,000	-	-	-	-	\$190,000
<i>Municipal Service Center</i>	\$100,000	\$500,000	-	\$125,000	-	\$725,000

Summary - Expenditure Category

Category	2027	2028	2029	2030	2031	Total
Utilities	\$31,195,000	\$19,150,000	\$23,675,000	\$17,750,000	\$23,600,000	\$115,370,000
Sanitary Sewer/Wastewater	\$13,720,000	\$5,100,000	\$6,500,000	\$4,600,000	\$4,350,000	\$34,270,000
<i>Lift Stations</i>	\$700,000	\$500,000	-	-	-	\$1,200,000
<i>Other</i>	\$870,000	-	-	-	-	\$870,000
<i>Sanitary Sewer Mains</i>	\$3,850,000	\$3,400,000	\$6,500,000	\$4,600,000	\$4,350,000	\$22,700,000
<i>Wastewater Treatment Plant</i>	\$8,300,000	\$1,200,000	-	-	-	\$9,500,000
Storm Sewer/Stormwater	\$4,325,000	\$5,150,000	\$5,200,000	\$5,050,000	\$2,950,000	\$22,675,000
<i>Lift Stations</i>	\$100,000	\$1,100,000	\$1,350,000	\$1,400,000	-	\$3,950,000
<i>Other</i>	\$550,000	\$100,000	\$100,000	\$100,000	\$100,000	\$950,000
<i>Storm Sewer Mains</i>	\$3,675,000	\$3,950,000	\$3,750,000	\$3,550,000	\$2,850,000	\$17,775,000
Water	\$13,150,000	\$8,900,000	\$11,975,000	\$8,100,000	\$16,300,000	\$58,425,000
<i>Other</i>	\$530,000	-	-	-	-	\$530,000
<i>Watermains</i>	\$5,000,000	\$5,330,000	\$8,975,000	\$8,100,000	\$6,300,000	\$33,705,000
<i>Wells, Pumphouses and Reservoir</i>	\$7,620,000	\$3,570,000	\$3,000,000	-	\$10,000,000	\$24,190,000

Buildings & Grounds

2027 Total Funding

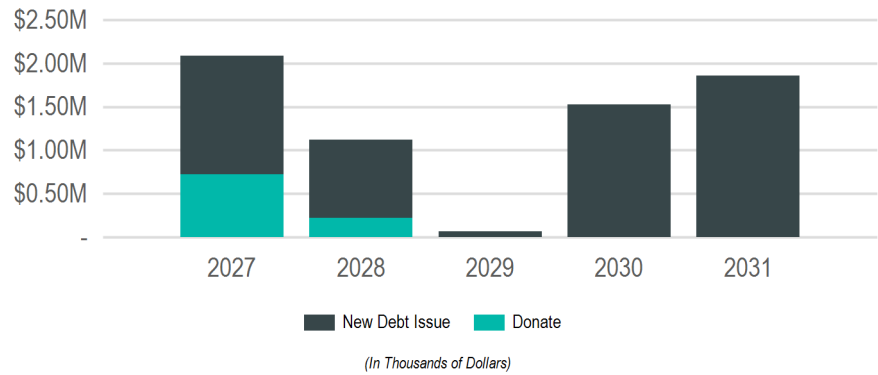
\$2,090,000

2027 New Borrowing

\$1,365,000

2027 City Funded

\$1,365,000



Sub Groups

Sub Group	2027	2028	2029	2030	2031	Total
City Hall	\$850,000	\$220,000	-	\$100,000	\$1,625,000	\$2,795,000
La Crosse Center	\$450,000	\$405,000	\$70,000	\$500,000	\$235,000	\$1,660,000
Library	\$190,000	-	-	-	-	\$190,000
Municipal Service Center	\$100,000	\$500,000	-	\$125,000	-	\$725,000
Others	\$500,000	-	-	\$800,000	-	\$1,300,000
	\$2,090,000	\$1,125,000	\$70,000	\$1,525,000	\$1,860,000	\$6,670,000

Funding Sources

Source	2027	2028	2029	2030	2031	Total
Borrowing	\$1,365,000	\$900,000	\$70,000	\$1,525,000	\$1,860,000	\$5,720,000
New Debt Issue	\$1,365,000	\$900,000	\$70,000	\$1,525,000	\$1,860,000	\$5,720,000
Donations & Outside Funding	\$725,000	\$225,000	-	-	-	\$950,000
Donations	\$725,000	\$225,000	-	-	-	\$950,000
	\$2,090,000	\$1,125,000	\$70,000	\$1,525,000	\$1,860,000	\$6,670,000

City Hall

2027 Total Funding

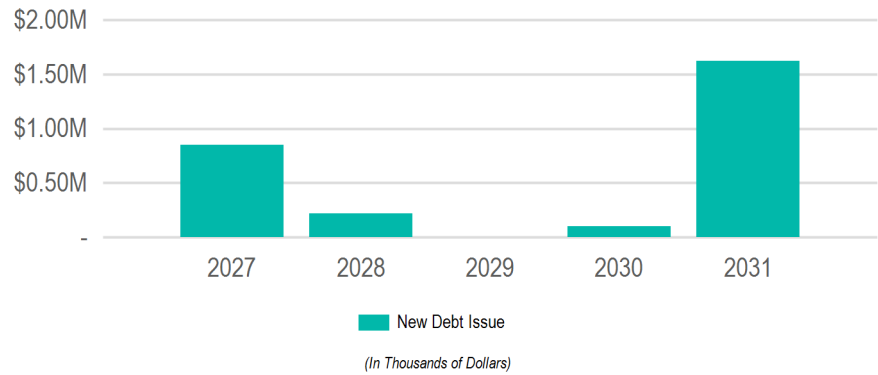
\$850,000

2027 New Borrowing

\$850,000

2027 City Funded

\$850,000



Funding Sources

Source	2027	2028	2029	2030	2031	Total
Borrowing	\$850,000	\$220,000	-	\$100,000	\$1,625,000	\$2,795,000
New Debt Issue	\$850,000	\$220,000	-	\$100,000	\$1,625,000	\$2,795,000
	\$850,000	\$220,000	-	\$100,000	\$1,625,000	\$2,795,000

Requests

Funding Source	Past	2027	2028	2029	2030	2031	Total
[26562]: City Hall Air Handler Replacement							
<i>Grounds and Buildings</i>							
Borrowing - New Debt Issue	-	\$750,000	\$200,000	-	-	-	\$950,000
	-	\$750,000	\$200,000	-	-	-	\$950,000
[26561]: City Hall Plumbing Repairs/Bathroom Remodel							
<i>Grounds and Buildings</i>							
Borrowing - New Debt Issue	-	\$100,000	-	-	\$100,000	-	\$200,000
	-	\$100,000	-	-	\$100,000	-	\$200,000
[26542]: Interior Building Networking Cable Replacement							
<i>Information Technology</i>							
Borrowing - New Debt Issue	\$125,000	-	\$20,000	-	-	-	\$145,000
	\$125,000	-	\$20,000	-	-	-	\$145,000
[26563]: City Hall Windows, Air Seal Replacements							
<i>Grounds and Buildings</i>							
Borrowing - New Debt Issue	-	-	-	-	-	\$1,500,000	\$1,500,000
	-	-	-	-	-	\$1,500,000	\$1,500,000
[26564]: City Hall Parking Lot							
<i>Grounds and Buildings</i>							
Borrowing - New Debt Issue	-	-	-	-	-	\$125,000	\$125,000
	-	-	-	-	-	\$125,000	\$125,000

La Crosse Center

2027 Total Funding

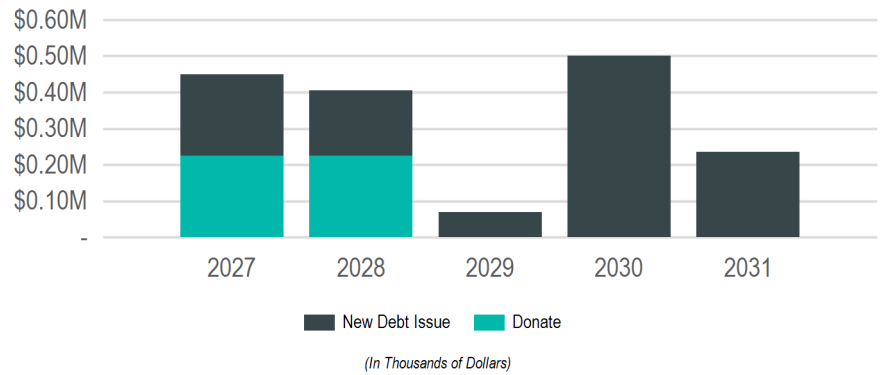
\$450,000

2027 New Borrowing

\$225,000

2027 City Funded

\$225,000



Funding Sources

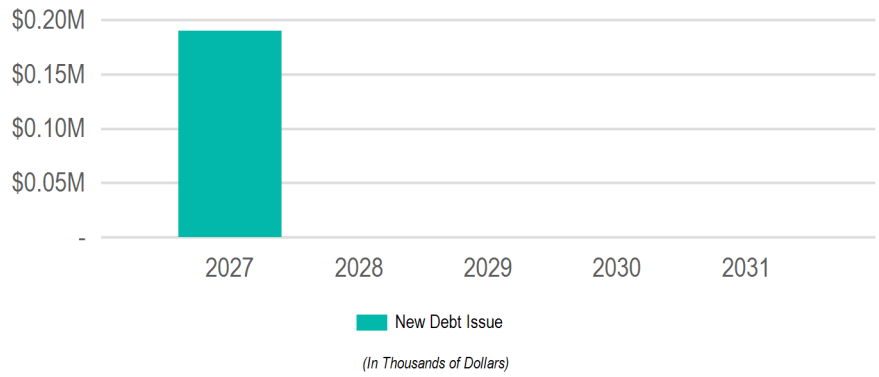
Source	2027	2028	2029	2030	2031	Total
Borrowing	\$225,000	\$180,000	\$70,000	\$500,000	\$235,000	\$1,210,000
New Debt Issue	\$225,000	\$180,000	\$70,000	\$500,000	\$235,000	\$1,210,000
Donations & Outside Funding	\$225,000	\$225,000	-	-	-	\$450,000
Donations	\$225,000	\$225,000	-	-	-	\$450,000
	\$450,000	\$405,000	\$70,000	\$500,000	\$235,000	\$1,660,000

Requests

Funding Source	Past	2027	2028	2029	2030	2031	Total
[26969]: South Hall Renovation							
<i>La Crosse Center</i>							
Borrowing - New Debt Issue	\$110,000	\$225,000	\$180,000	-	-	-	\$515,000
Outside - Donations	\$225,000	\$225,000	\$225,000	-	-	-	\$675,000
	\$335,000	\$450,000	\$405,000	-	-	-	\$1,190,000
[27102]: Arena Updates							
<i>La Crosse Center</i>							
Borrowing - New Debt Issue	-	-	-	\$70,000	\$500,000	-	\$570,000
	-	-	-	\$70,000	\$500,000	-	\$570,000
[26865]: Freight Elevator Upgrade							
<i>La Crosse Center</i>							
Borrowing - New Debt Issue	-	-	-	-	-	\$185,000	\$185,000
	-	-	-	-	-	\$185,000	\$185,000
[27106]: Yearly Technology Infrastructure Upgrades							
<i>La Crosse Center</i>							
Borrowing - New Debt Issue	-	-	-	-	-	\$50,000	\$50,000
	-	-	-	-	-	\$50,000	\$50,000

Library

2027 Total Funding
\$190,000
2027 New Borrowing
\$190,000
2027 City Funded
\$190,000



Funding Sources

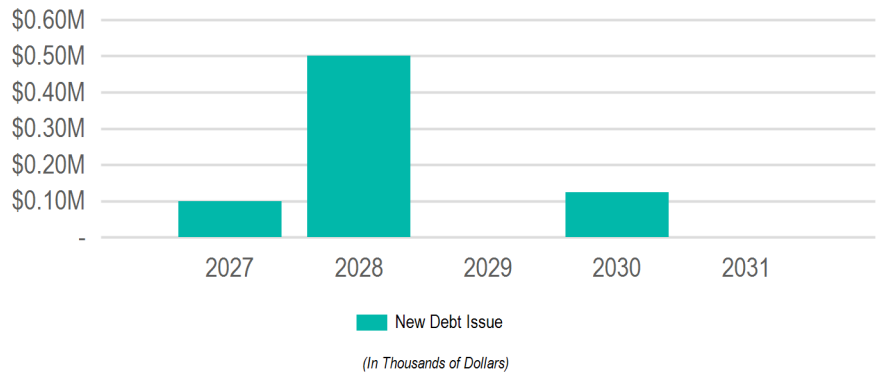
Source	2027	2028	2029	2030	2031	Total
Borrowing	\$190,000	-	-	-	-	\$190,000
New Debt Issue	\$190,000	-	-	-	-	\$190,000
	\$190,000	-	-	-	-	\$190,000

Requests

Funding Source	Past	2027	2028	2029	2030	2031	Total
[27107]: Library Parking Lot							
<i>Library</i>							
Borrowing - New Debt Issue	-	\$190,000	-	-	-	-	\$190,000
	-	\$190,000	-	-	-	-	\$190,000

Municipal Service Center

2027 Total Funding
\$100,000
2027 New Borrowing
\$100,000
2027 City Funded
\$100,000



Funding Sources

Source	2027	2028	2029	2030	2031	Total
Borrowing	\$100,000	\$500,000	-	\$125,000	-	\$725,000
New Debt Issue	\$100,000	\$500,000	-	\$125,000	-	\$725,000
	\$100,000	\$500,000	-	\$125,000	-	\$725,000

Requests

Funding Source	Past	2027	2028	2029	2030	2031	Total
----------------	------	------	------	------	------	------	-------

[26017]: Municipal Service Center- New Buildings

Engineering; Municipal Transit Utility; Parking Utility; Parks; Recreation & Forestry; Refuse & Recycling; Streets

Borrowing - New Debt Issue	-	\$100,000	\$500,000	-	-	-	\$600,000
	-	\$100,000	\$500,000	-	-	-	\$600,000

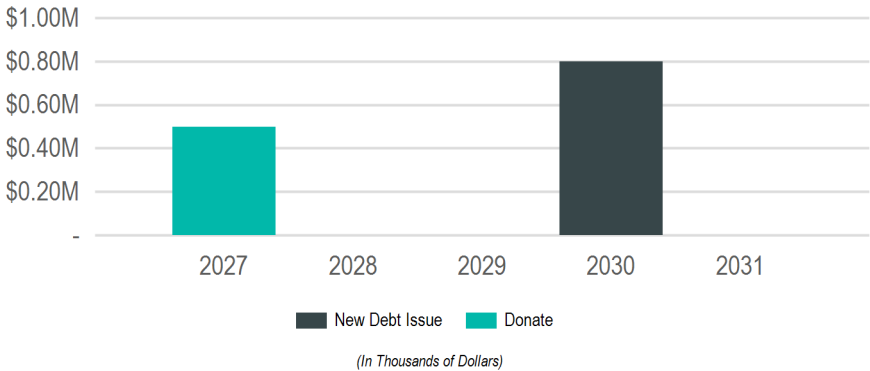
[26016]: Security Upgrades at MSC Grounds

Refuse & Recycling

Borrowing - New Debt Issue	-	-	-	-	\$125,000	-	\$125,000
	-	-	-	-	\$125,000	-	\$125,000

Others

2027 Total Funding
\$500,000
2027 New Borrowing
2027 City Funded



Funding Sources

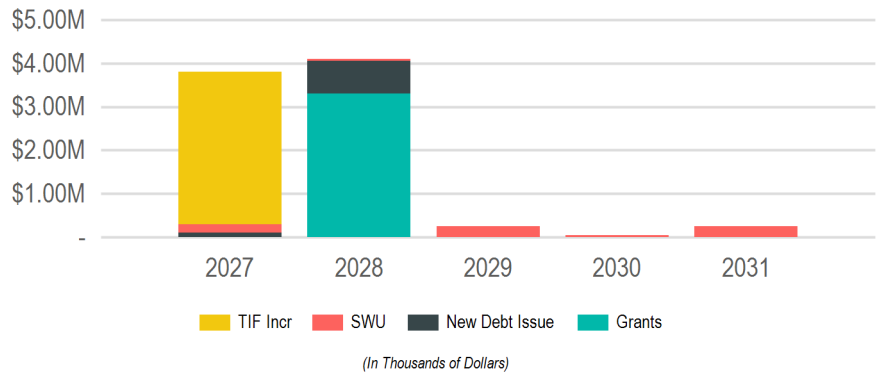
Source	2027	2028	2029	2030	2031	Total
Borrowing	-	-	-	\$800,000	-	\$800,000
New Debt Issue	-	-	-	\$800,000	-	\$800,000
Donations & Outside Funding	\$500,000	-	-	-	-	\$500,000
Donations	\$500,000	-	-	-	-	\$500,000
	\$500,000	-	-	\$800,000	-	\$1,300,000

Requests

Funding Source	Past	2027	2028	2029	2030	2031	Total
[26029]: Forest Hills Maintenance Shed							
<i>Parks; Recreation & Forestry</i>							
Outside - Donations	-	\$500,000	-	-	-	-	\$500,000
	-	\$500,000	-	-	-	-	\$500,000
[26777]: Green Island Ice Arena Roof							
<i>Parks; Recreation & Forestry</i>							
Borrowing - New Debt Issue	-	-	-	-	\$800,000	-	\$800,000
	-	-	-	-	\$800,000	-	\$800,000

Flood Control, Harbors & Waterfront

2027 Total Funding
\$3,800,000
2027 New Borrowing
\$100,000
2027 City Funded
\$3,800,000



Funding Sources

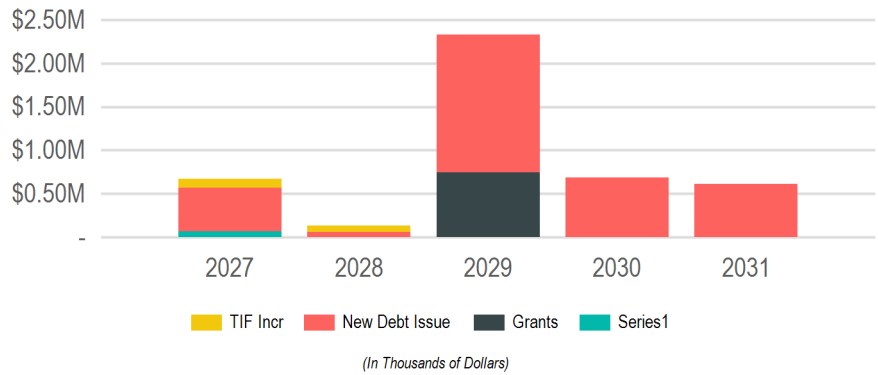
Source	2027	2028	2029	2030	2031	Total
Borrowing	\$100,000	\$750,000	-	-	-	\$850,000
New Debt Issue	\$100,000	\$750,000	-	-	-	\$850,000
Grants & Other Intergovernmental	-	\$3,300,000	-	-	-	\$3,300,000
Federal	-	\$3,300,000	-	-	-	\$3,300,000
Operating Funds	\$200,000	\$50,000	\$250,000	\$50,000	\$250,000	\$800,000
Enterprise/Utility Funds	\$200,000	\$50,000	\$250,000	\$50,000	\$250,000	\$800,000
Taxation	\$3,500,000	-	-	-	-	\$3,500,000
TIF Increment	\$3,500,000	-	-	-	-	\$3,500,000
	\$3,800,000	\$4,100,000	\$250,000	\$50,000	\$250,000	\$8,450,000

Requests

Funding Source	Past	2027	2028	2029	2030	2031	Total
[26853]: River Point District Marina							
<i>Parks; Recreation & Forestry</i>							
Other - TIF Increment - 18	-	\$3,500,000	-	-	-	-	\$3,500,000
	-	\$3,500,000	-	-	-	-	\$3,500,000
[26168]: Pammel Creek Repairs							
<i>Engineering; Stormwater Utility</i>							
Borrowing - New Debt Issue	\$357,500	-	-	-	-	-	\$357,500
Operating - Storm Water Utility Funds	-	\$200,000	-	\$200,000	-	\$200,000	\$600,000
	\$357,500	\$200,000	-	\$200,000	-	\$200,000	\$957,500
[26551]: Marsh Hydrological Implementation							
<i>Parks; Recreation & Forestry</i>							
Borrowing - New Debt Issue	-	\$100,000	\$100,000	-	-	-	\$200,000
	-	\$100,000	\$100,000	-	-	-	\$200,000
[26995]: La Crosse Marsh West Cell Project							
<i>Parks; Recreation & Forestry</i>							
Grants - Federal	-	-	\$3,300,000	-	-	-	\$3,300,000
	-	-	\$3,300,000	-	-	-	\$3,300,000
[26046]: Creekside Place Slope Stabilization							
<i>Engineering</i>							
Borrowing - New Debt Issue	\$100,000	-	\$500,000	-	-	-	\$600,000
	\$100,000	-	\$500,000	-	-	-	\$600,000
[26776]: Municipal Boat Harbor Gazebo							
<i>Parks; Recreation & Forestry</i>							
Borrowing - New Debt Issue	-	-	\$150,000	-	-	-	\$150,000
	-	-	\$150,000	-	-	-	\$150,000
[26624]: Flood Levee Rehabilitation							
<i>Engineering</i>							
Operating - Storm Water Utility Funds	-	-	\$50,000	\$50,000	\$50,000	\$50,000	\$200,000
	-	-	\$50,000	\$50,000	\$50,000	\$50,000	\$200,000

Parks, Recreation & Forestry

2027 Total Funding
\$670,000
2027 New Borrowing
\$500,000
2027 City Funded
\$670,000



Funding Sources

Source	2027	2028	2029	2030	2031	Total
Borrowing	\$500,000	\$60,000	\$1,585,000	\$685,000	\$615,000	\$3,445,000
New Debt Issue	\$500,000	\$60,000	\$1,585,000	\$685,000	\$615,000	\$3,445,000
Grants & Other Intergovernmental	-	-	\$745,000	-	-	\$745,000
Federal	-	-	\$745,000	-	-	\$745,000
Special Funds	\$70,000	-	-	-	-	\$70,000
GREEN ISLAND LAND	\$70,000	-	-	-	-	\$70,000
Taxation	\$100,000	\$75,000	-	-	-	\$175,000
TIF Increment	\$100,000	\$75,000	-	-	-	\$175,000
	\$670,000	\$135,000	\$2,330,000	\$685,000	\$615,000	\$4,435,000

Requests

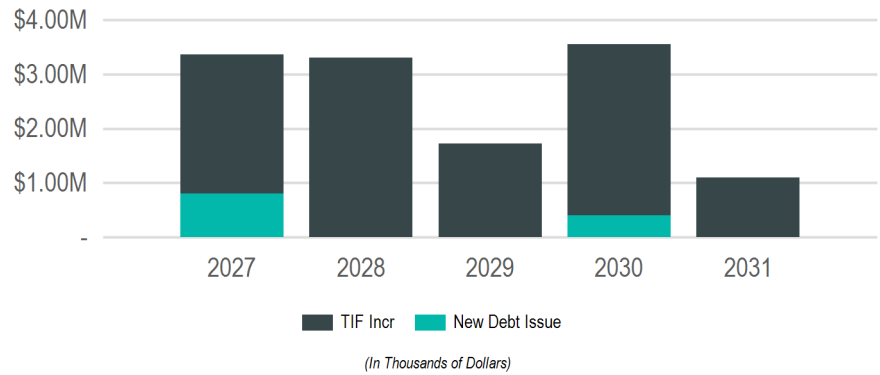
Funding Source	Past	2027	2028	2029	2030	2031	Total
[26994]: Memorial Pool							
<i>Parks; Recreation & Forestry</i>							
Borrowing - New Debt Issue	-	\$400,000	-	-	-	-	\$400,000
	-	\$400,000	-	-	-	-	\$400,000
[26559]: Glendale Park							
<i>Parks; Recreation & Forestry</i>							
Other - TIF Increment - 15	-	\$100,000	-	-	-	-	\$100,000
	-	\$100,000	-	-	-	-	\$100,000
[26702]: Green Island Tennis Facility							
<i>Parks; Recreation & Forestry</i>							
Special - GREEN ISLAND LAND	-	\$70,000	-	-	-	-	\$70,000
	-	\$70,000	-	-	-	-	\$70,000
[26771]: Citywide Tree Planting							
<i>Parks; Recreation & Forestry</i>							
Borrowing - New Debt Issue	-	\$60,000	\$60,000	\$60,000	\$60,000	-	\$240,000
	-	\$60,000	\$60,000	\$60,000	\$60,000	-	\$240,000
[26993]: Riverside Flagpole Replacement							
<i>Parks; Recreation & Forestry</i>							
Borrowing - New Debt Issue	-	\$40,000	-	-	-	-	\$40,000
	-	\$40,000	-	-	-	-	\$40,000
[27104]: Willow Trail Resiliency Study							
<i>Parks; Planning & Development; Recreation & Forestry</i>							
Other - TIF Increment - 16	-	-	\$75,000	-	-	-	\$75,000
	-	-	\$75,000	-	-	-	\$75,000
[26923]: Willow Trail Resiliency							
<i>Parks; Recreation & Forestry</i>							
Borrowing - New Debt Issue	-	-	-	\$325,000	-	-	\$325,000
Grants - Federal	-	-	-	\$745,000	-	-	\$745,000
	-	-	-	\$1,070,000	-	-	\$1,070,000
[26554]: Northside Community Pool							
<i>Parks; Recreation & Forestry</i>							
Borrowing - New Debt Issue	-	-	-	\$1,000,000	-	-	\$1,000,000
	-	-	-	\$1,000,000	-	-	\$1,000,000

Requests

Funding Source	Past	2027	2028	2029	2030	2031	Total
[26560]: Hass Park							
<i>Parks; Recreation & Forestry</i>							
Borrowing - New Debt Issue	-	-	-	\$200,000	-	-	\$200,000
	-	-	-	\$200,000	-	-	\$200,000
[26996]: Houska Park Bathroom Restoration							
<i>Parks; Recreation & Forestry</i>							
Borrowing - New Debt Issue	-	-	-	-	\$500,000	-	\$500,000
	-	-	-	-	\$500,000	-	\$500,000
[27092]: Myrick Park Center HVAC Replacement							
<i>Parks; Recreation & Forestry</i>							
Borrowing - New Debt Issue	-	-	-	-	\$125,000	-	\$125,000
	-	-	-	-	\$125,000	-	\$125,000
[26988]: Weigent Tennis Court Replacement							
<i>Parks; Recreation & Forestry</i>							
Borrowing - New Debt Issue	-	-	-	-	-	\$300,000	\$300,000
	-	-	-	-	-	\$300,000	\$300,000
[26850]: Trane Park Improvements							
<i>Parks; Recreation & Forestry</i>							
Borrowing - New Debt Issue	-	-	-	-	-	\$150,000	\$150,000
	-	-	-	-	-	\$150,000	\$150,000
[26700]: Chad Erickson Lagoon Trail Stabilization							
<i>Parks; Recreation & Forestry</i>							
Borrowing - New Debt Issue	-	-	-	-	-	\$75,000	\$75,000
	-	-	-	-	-	\$75,000	\$75,000
[26698]: Weigent Park Fence Replacement							
<i>Parks; Recreation & Forestry</i>							
Borrowing - New Debt Issue	-	-	-	-	-	\$50,000	\$50,000
	-	-	-	-	-	\$50,000	\$50,000
[26849]: Wittenberg Dog Park							
<i>Parks; Recreation & Forestry</i>							
Borrowing - New Debt Issue	-	-	-	-	-	\$40,000	\$40,000
	-	-	-	-	-	\$40,000	\$40,000

Planning & Community Development

2027 Total Funding
\$3,360,000
2027 New Borrowing
\$800,000
2027 City Funded
\$3,360,000



Sub Groups

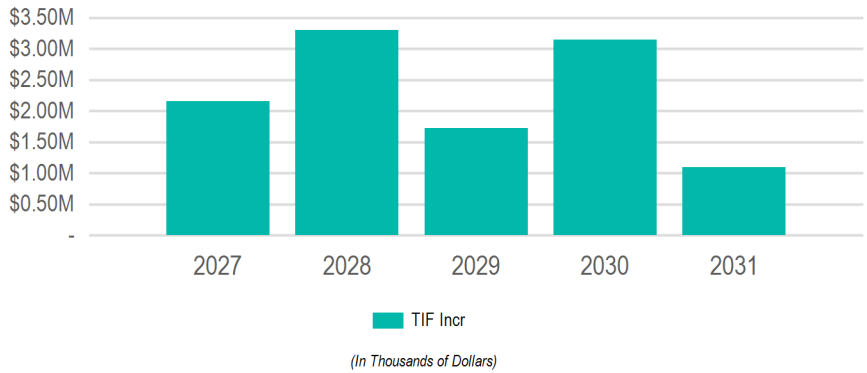
Sub Group	2027	2028	2029	2030	2031	Total
Economic Development	\$2,160,000	\$3,300,000	\$1,725,000	\$3,150,000	\$1,100,000	\$11,435,000
Housing	\$1,000,000	-	-	-	-	\$1,000,000
Neighborhoods	\$200,000	-	-	\$400,000	-	\$600,000
	\$3,360,000	\$3,300,000	\$1,725,000	\$3,550,000	\$1,100,000	\$13,035,000

Funding Sources

Source	2027	2028	2029	2030	2031	Total
Borrowing	\$800,000	-	-	\$400,000	-	\$1,200,000
New Debt Issue	\$800,000	-	-	\$400,000	-	\$1,200,000
Taxation	\$2,560,000	\$3,300,000	\$1,725,000	\$3,150,000	\$1,100,000	\$11,835,000
TIF Increment	\$2,560,000	\$3,300,000	\$1,725,000	\$3,150,000	\$1,100,000	\$11,835,000
	\$3,360,000	\$3,300,000	\$1,725,000	\$3,550,000	\$1,100,000	\$13,035,000

Economic Development

2027 Total Funding
\$2,160,000
2027 New Borrowing
2027 City Funded
\$2,160,000



Funding Sources

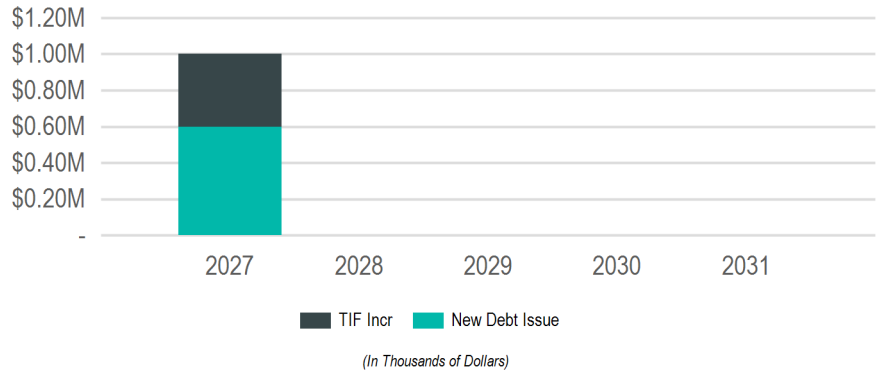
Source	2027	2028	2029	2030	2031	Total
Taxation	\$2,160,000	\$3,300,000	\$1,725,000	\$3,150,000	\$1,100,000	\$11,435,000
TIF Increment	\$2,160,000	\$3,300,000	\$1,725,000	\$3,150,000	\$1,100,000	\$11,435,000
	\$2,160,000	\$3,300,000	\$1,725,000	\$3,150,000	\$1,100,000	\$11,435,000

Requests

Funding Source	Past	2027	2028	2029	2030	2031	Total
[27098]: River Point District Park Plan							
<i>Parks; Planning & Development; Recreation & Forestry</i>							
Other - TIF Increment - 18	-	\$2,000,000	\$3,200,000	\$1,625,000	\$3,000,000	\$1,100,000	\$10,925,000
	-	\$2,000,000	\$3,200,000	\$1,625,000	\$3,000,000	\$1,100,000	\$10,925,000
[26003]: Downtown Facade Program							
<i>Planning & Development</i>							
Other - TIF Increment - 17	-	\$100,000	\$100,000	\$100,000	\$100,000	-	\$400,000
	-	\$100,000	\$100,000	\$100,000	\$100,000	-	\$400,000
[27097]: Northside Facade Program							
<i>Planning & Development</i>							
Other - TIF Increment - 16	-	\$60,000	-	-	-	-	\$60,000
	-	\$60,000	-	-	-	-	\$60,000
[27099]: Building Demolition							
<i>Planning & Development</i>							
Other - TIF Increment - 17	-	-	-	-	\$50,000	-	\$50,000
	-	-	-	-	\$50,000	-	\$50,000

Housing

2027 Total Funding
\$1,000,000
2027 New Borrowing
\$600,000
2027 City Funded
\$1,000,000



Funding Sources

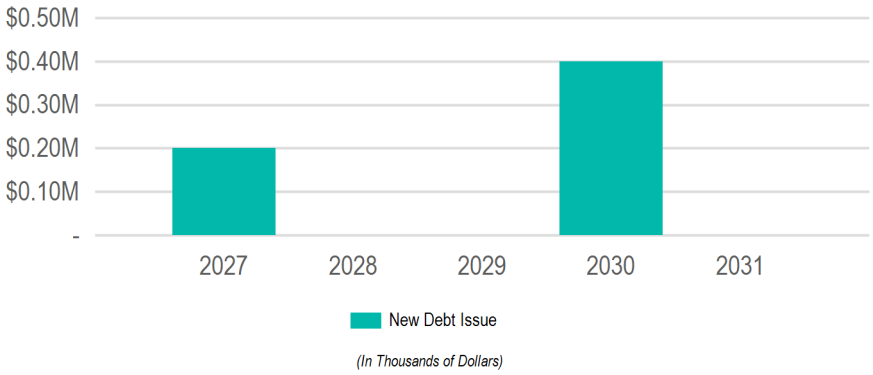
Source	2027	2028	2029	2030	2031	Total
Borrowing	\$600,000	-	-	-	-	\$600,000
New Debt Issue	\$600,000	-	-	-	-	\$600,000
Taxation	\$400,000	-	-	-	-	\$400,000
TIF Increment	\$400,000	-	-	-	-	\$400,000
	\$1,000,000	-	-	-	-	\$1,000,000

Requests

Funding Source	Past	2027	2028	2029	2030	2031	Total
[26906]: Housing Grant Fund							
<i>Community Development and Housing</i>							
Borrowing - New Debt Issue	\$1,500,000	\$500,000	-	-	-	-	\$2,000,000
	\$1,500,000	\$500,000	-	-	-	-	\$2,000,000
[26002]: Acquisition & Demolition Grant Program Funding							
<i>Planning & Development</i>							
Other - TIF Increment - 15	-	\$100,000	-	-	-	-	\$100,000
Other - TIF Increment - 16	-	\$100,000	-	-	-	-	\$100,000
Other - TIF Increment - 17	-	\$100,000	-	-	-	-	\$100,000
Other - TIF Increment - 18	-	\$100,000	-	-	-	-	\$100,000
	-	\$400,000	-	-	-	-	\$400,000
[27101]: Emergency Home Repairs							
<i>Planning & Development</i>							
Borrowing - New Debt Issue	-	\$100,000	-	-	-	-	\$100,000
	-	\$100,000	-	-	-	-	\$100,000

Neighborhoods

2027 Total Funding
\$200,000
2027 New Borrowing
\$200,000
2027 City Funded
\$200,000



Funding Sources

Source	2027	2028	2029	2030	2031	Total
Borrowing	\$200,000	-	-	\$400,000	-	\$600,000
New Debt Issue	\$200,000	-	-	\$400,000	-	\$600,000
	\$200,000	-	-	\$400,000	-	\$600,000

Requests

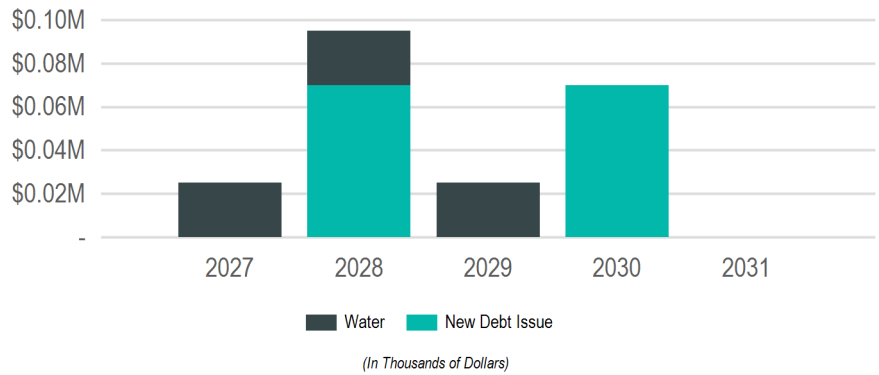
Funding Source	Past	2027	2028	2029	2030	2031	Total
----------------	------	------	------	------	------	------	-------

[26032]: Floodplain Relief Program funding

Planning & Development	Past	2027	2028	2029	2030	2031	Total
Borrowing - New Debt Issue	-	\$200,000	-	-	\$400,000	-	\$600,000
	-	\$200,000	-	-	\$400,000	-	\$600,000

Public Safety

2027 Total Funding
\$25,000
2027 New Borrowing
2027 City Funded
\$25,000



Funding Sources

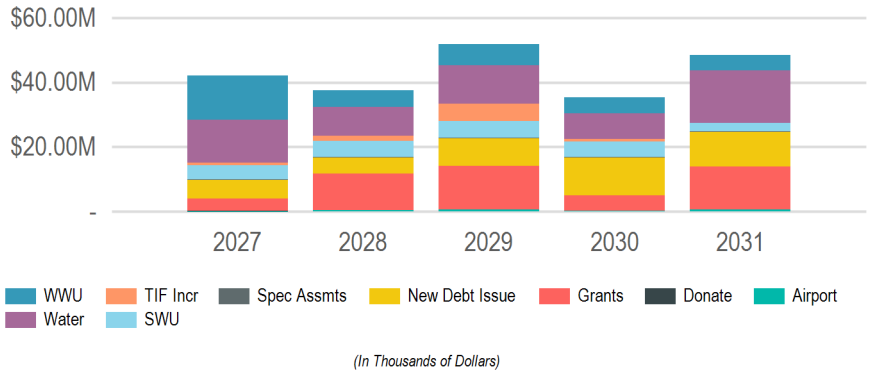
Source	2027	2028	2029	2030	2031	Total
Borrowing	-	\$70,000	-	\$70,000	-	\$140,000
New Debt Issue	-	\$70,000	-	\$70,000	-	\$140,000
Operating Funds	\$25,000	\$25,000	\$25,000	-	-	\$75,000
Enterprise/Utility Funds	\$25,000	\$25,000	\$25,000	-	-	\$75,000
	\$25,000	\$95,000	\$25,000	\$70,000	-	\$215,000

Requests

Funding Source	Past	2027	2028	2029	2030	2031	Total
[26565]: Fiber, Wireless and other Telecommunications Infrastructure							
<i>Information Technology</i>							
Borrowing - New Debt Issue	\$350,000	-	\$70,000	-	\$70,000	-	\$490,000
Operating - Water Utility Funds	\$75,000	\$25,000	\$25,000	\$25,000	-	-	\$150,000
	\$425,000	\$25,000	\$95,000	\$25,000	\$70,000	-	\$640,000

Transportation & Utilities

2027 Total Funding
\$42,065,000
2027 New Borrowing
\$5,770,000
2027 City Funded
\$38,102,500



Sub Groups

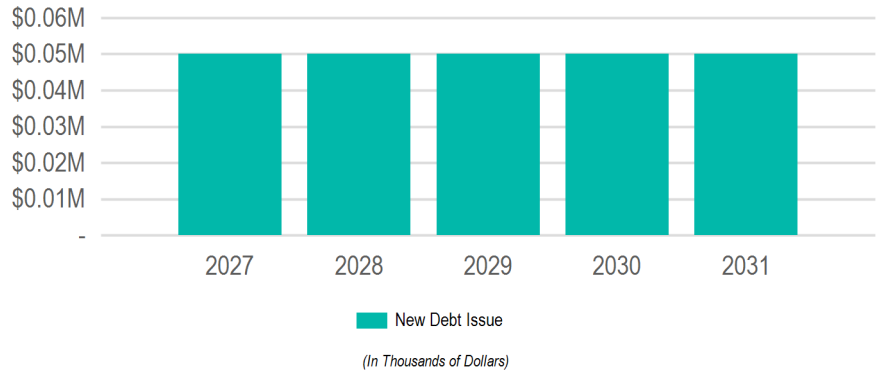
Sub Group	2027	2028	2029	2030	2031	Total
Alleys	\$50,000	\$50,000	\$50,000	\$50,000	\$50,000	\$250,000
Streets	\$18,075,000	\$14,850,000	\$26,605,000	\$27,550,000	\$22,900,000	\$109,980,000
Streetscaping & Lighting	\$670,000	\$990,000	\$1,755,000	\$520,000	\$735,000	\$4,670,000
Utilities	\$18,670,000	\$9,300,000	\$9,000,000	\$2,250,000	\$10,650,000	\$49,870,000
Airport	\$2,350,000	\$9,500,000	\$14,170,000	\$5,000,000	\$14,000,000	\$45,020,000
Bridges	\$2,250,000	\$2,860,400	\$300,000	\$50,000	\$50,000	\$5,510,400
	\$42,065,000	\$37,550,400	\$51,880,000	\$35,420,000	\$48,385,000	\$215,300,400

Funding Sources

Source	2027	2028	2029	2030	2031	Total
Borrowing	\$5,770,000	\$4,920,000	\$8,515,000	\$11,850,000	\$10,715,000	\$41,770,000
New Debt Issue	\$5,770,000	\$4,920,000	\$8,515,000	\$11,850,000	\$10,715,000	\$41,770,000
Donations & Outside Funding	\$30,000	-	-	-	-	\$30,000
Donations	\$30,000	-	-	-	-	\$30,000
Grants & Other Intergovernmental	\$3,932,500	\$11,335,400	\$13,461,500	\$4,750,000	\$13,300,000	\$46,779,400
Federal	\$3,815,000	\$10,860,400	\$12,753,000	\$4,500,000	\$12,600,000	\$44,528,400
State	\$117,500	\$475,000	\$708,500	\$250,000	\$700,000	\$2,251,000
Operating Funds	\$31,312,500	\$19,575,000	\$24,333,500	\$17,950,000	\$24,250,000	\$117,421,000
Enterprise/Utility Funds	\$31,312,500	\$19,575,000	\$24,333,500	\$17,950,000	\$24,250,000	\$117,421,000
Taxation	\$1,020,000	\$1,720,000	\$5,570,000	\$870,000	\$120,000	\$9,300,000
Special Assessments	\$120,000	\$120,000	\$120,000	\$120,000	\$120,000	\$600,000
TIF Increment	\$900,000	\$1,600,000	\$5,450,000	\$750,000	-	\$8,700,000
	\$42,065,000	\$37,550,400	\$51,880,000	\$35,420,000	\$48,385,000	\$215,300,400

Alleys

2027 Total Funding
\$50,000
2027 New Borrowing
\$50,000
2027 City Funded
\$50,000



Funding Sources

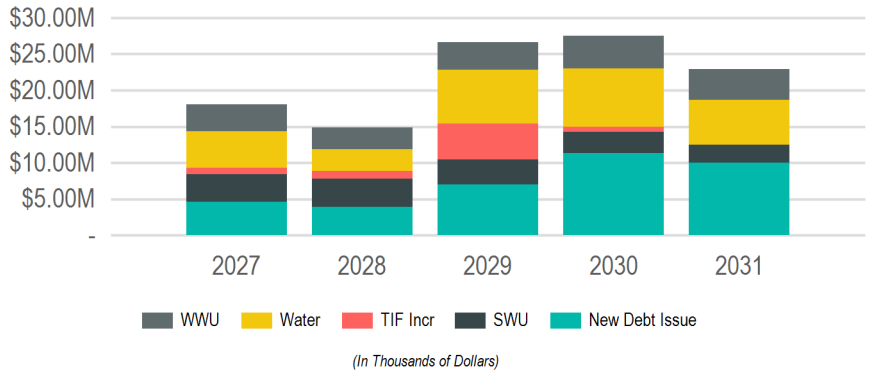
Source	2027	2028	2029	2030	2031	Total
Borrowing	\$50,000	\$50,000	\$50,000	\$50,000	\$50,000	\$250,000
New Debt Issue	\$50,000	\$50,000	\$50,000	\$50,000	\$50,000	\$250,000
	\$50,000	\$50,000	\$50,000	\$50,000	\$50,000	\$250,000

Requests

Funding Source	Past	2027	2028	2029	2030	2031	Total
[26914]: Annual Miscellaneous Alley Pavement Replacement							
<i>Engineering; Streets</i>							
Borrowing - New Debt Issue	-	\$50,000	\$50,000	\$50,000	\$50,000	\$50,000	\$250,000
	-	\$50,000	\$50,000	\$50,000	\$50,000	\$50,000	\$250,000

Streets

2027 Total Funding
\$18,075,000
2027 New Borrowing
\$4,650,000
2027 City Funded
\$18,075,000



Funding Sources

Source	2027	2028	2029	2030	2031	Total
Borrowing	\$4,650,000	\$3,950,000	\$7,030,000	\$11,350,000	\$10,000,000	\$36,980,000
New Debt Issue	\$4,650,000	\$3,950,000	\$7,030,000	\$11,350,000	\$10,000,000	\$36,980,000
Operating Funds	\$12,525,000	\$9,800,000	\$14,625,000	\$15,450,000	\$12,900,000	\$65,300,000
Enterprise/Utility Funds	\$12,525,000	\$9,800,000	\$14,625,000	\$15,450,000	\$12,900,000	\$65,300,000
Taxation	\$900,000	\$1,100,000	\$4,950,000	\$750,000	-	\$7,700,000
TIF Increment	\$900,000	\$1,100,000	\$4,950,000	\$750,000	-	\$7,700,000
	\$18,075,000	\$14,850,000	\$26,605,000	\$27,550,000	\$22,900,000	\$109,980,000

Requests

Funding Source	Past	2027	2028	2029	2030	2031	Total
[26595]: 16th St S - Farnam St to Johnson St, Johnson - 15th to 16th							
<i>Engineering; Sanitary Sewer Utility; Stormwater Utility; Streets; Water Utility</i>							
Borrowing - New Debt Issue	-	\$350,000	-	-	-	-	\$350,000
Operating - Sanitary Sewer Utility Funds	-	\$700,000	-	-	-	-	\$700,000
Operating - Storm Water Utility Funds	-	\$1,600,000	-	-	-	-	\$1,600,000
Operating - Water Utility Funds	-	\$400,000	-	-	-	-	\$400,000
	-	\$3,050,000	-	-	-	-	\$3,050,000
[26944]: Avon Street Greenway							
<i>Engineering; Planning &amp; Development; Sanitary Sewer Utility; Stormwater Utility; Streets; Water Utility</i>							
Borrowing - New Debt Issue	-	\$500,000	-	-	-	-	\$500,000
Operating - Sanitary Sewer Utility Funds	-	\$400,000	-	-	-	-	\$400,000
Operating - Storm Water Utility Funds	-	\$300,000	-	-	-	-	\$300,000
Operating - Water Utility Funds	-	\$450,000	-	-	-	-	\$450,000
Other - TIF Increment - 16	-	\$500,000	-	-	-	-	\$500,000
	-	\$2,150,000	-	-	-	-	\$2,150,000
[26982]: Losey Blvd, Mormon Coulee Rd to Ward Ave - 3-Lane Conversion (HSIP)							
<i>Engineering; Stormwater Utility; Streets; Water Utility</i>							
Operating - Sanitary Sewer Utility Funds	-	\$520,000	-	-	-	-	\$520,000
Operating - Storm Water Utility Funds	-	\$150,000	-	-	-	-	\$150,000
Operating - Water Utility Funds	-	\$530,000	-	-	-	-	\$530,000
Other - TIF Increment - 15	-	\$400,000	-	-	-	-	\$400,000
	-	\$1,600,000	-	-	-	-	\$1,600,000
[26435]: 15th Street - Ferry to Cass St.							
<i>Engineering; Sanitary Sewer Utility; Stormwater Utility; Streets; Water Utility</i>							
Operating - Sanitary Sewer Utility Funds	-	\$500,000	-	-	-	-	\$500,000
Operating - Storm Water Utility Funds	-	\$450,000	-	-	-	-	\$450,000
Operating - Water Utility Funds	-	\$600,000	-	-	-	-	\$600,000
	-	\$1,550,000	-	-	-	-	\$1,550,000
[26212]: State St, from 15th to 17th							
<i>Engineering; Sanitary Sewer Utility; Stormwater Utility; Streets; Water Utility</i>							
Borrowing - New Debt Issue	-	\$450,000	-	-	-	-	\$450,000
Operating - Sanitary Sewer Utility Funds	-	\$250,000	-	-	-	-	\$250,000
Operating - Storm Water Utility Funds	-	\$300,000	-	-	-	-	\$300,000
Operating - Water Utility Funds	-	\$300,000	-	-	-	-	\$300,000
	-	\$1,300,000	-	-	-	-	\$1,300,000

Requests

Funding Source	Past	2027	2028	2029	2030	2031	Total
[26182]: Monitor St - Rose St to Lang Dr (STP Urban)							
<i>Engineering; Sanitary Sewer Utility; Stormwater Utility; Streets; Water Utility</i>							
Borrowing - New Debt Issue	-	\$200,000	-	-	-	-	\$200,000
Operating - Sanitary Sewer Utility Funds	-	\$250,000	-	-	-	-	\$250,000
Operating - Storm Water Utility Funds	-	\$100,000	-	-	-	-	\$100,000
Operating - Water Utility Funds	-	\$500,000	-	-	-	-	\$500,000
	-	\$1,050,000	-	-	-	-	\$1,050,000
[26169]: 21st St N - Campbell Rd to State St							
<i>Engineering; Sanitary Sewer Utility; Stormwater Utility; Streets; Water Utility</i>							
Borrowing - New Debt Issue	-	\$250,000	-	-	-	-	\$250,000
Operating - Sanitary Sewer Utility Funds	-	\$100,000	-	-	-	-	\$100,000
Operating - Storm Water Utility Funds	-	\$200,000	-	-	-	-	\$200,000
Operating - Water Utility Funds	-	\$400,000	-	-	-	-	\$400,000
	-	\$950,000	-	-	-	-	\$950,000
[27055]: Hoeschler Dr - Lincoln to Glendale & Bluffview PI - Hoeschler to DE East							
<i>Engineering; Stormwater Utility; Streets; Water Utility</i>							
Operating - Storm Water Utility Funds	-	\$125,000	-	-	-	-	\$125,000
Operating - Water Utility Funds	-	\$750,000	-	-	-	-	\$750,000
	-	\$875,000	-	-	-	-	\$875,000
[26761]: Annual Traffic Signal Replacement Program							
<i>Engineering</i>							
Borrowing - New Debt Issue	-	\$800,000	\$800,000	\$900,000	\$900,000	\$1,000,000	\$4,400,000
	-	\$800,000	\$800,000	\$900,000	\$900,000	\$1,000,000	\$4,400,000
[26949]: Park Street N - 13th St S to 15th St S							
<i>Engineering; Sanitary Sewer Utility; Streets; Water Utility</i>							
Borrowing - New Debt Issue	-	\$400,000	-	-	-	-	\$400,000
Operating - Sanitary Sewer Utility Funds	-	\$100,000	-	-	-	-	\$100,000
Operating - Water Utility Funds	-	\$150,000	-	-	-	-	\$150,000
	-	\$650,000	-	-	-	-	\$650,000
[27058]: 8th Street N Storm Outfall							
<i>Engineering; Stormwater Utility; Streets</i>							
Borrowing - New Debt Issue	-	\$100,000	-	-	-	-	\$100,000
Operating - Sanitary Sewer Utility Funds	-	\$50,000	-	-	-	-	\$50,000
Operating - Storm Water Utility Funds	-	\$400,000	-	-	-	-	\$400,000
Operating - Water Utility Funds	-	\$50,000	-	-	-	-	\$50,000
	-	\$600,000	-	-	-	-	\$600,000
[26869]: East Avenue - Market St to Ferry St							
<i>Engineering; Sanitary Sewer Utility; Streets; Water Utility</i>							
Borrowing - New Debt Issue	-	\$300,000	-	-	-	-	\$300,000
Operating - Sanitary Sewer Utility Funds	-	\$100,000	-	-	-	-	\$100,000
Operating - Water Utility Funds	-	\$100,000	-	-	-	-	\$100,000
	-	\$500,000	-	-	-	-	\$500,000
[27057]: St. Paul St - Rose to Caledonia							
<i>Engineering; Sanitary Sewer Utility; Stormwater Utility; Streets; Water Utility</i>							
Operating - Sanitary Sewer Utility Funds	-	\$200,000	-	-	-	-	\$200,000
Operating - Storm Water Utility Funds	-	\$50,000	-	-	-	-	\$50,000
Operating - Water Utility Funds	-	\$200,000	-	-	-	-	\$200,000
	-	\$450,000	-	-	-	-	\$450,000
[27077]: Losey Blvd - Dead End S to Losey Blvd							
<i>Engineering; Sanitary Sewer Utility; Stormwater Utility; Streets; Water Utility</i>							
Operating - Sanitary Sewer Utility Funds	-	\$200,000	-	-	-	-	\$200,000
Operating - Storm Water Utility Funds	-	\$50,000	-	-	-	-	\$50,000
Operating - Water Utility Funds	-	\$200,000	-	-	-	-	\$200,000
	-	\$450,000	-	-	-	-	\$450,000
[26268]: Citywide Traffic Implementation: Interconnect & Synchronization							
<i>Engineering</i>							
Borrowing - New Debt Issue	-	\$400,000	\$350,000	\$120,000	-	-	\$870,000
	-	\$400,000	\$350,000	\$120,000	-	-	\$870,000
[27056]: Front/Cross - Winnebago to Cameron Ave (Rail Removal)							
<i>Engineering; Streets</i>							
Borrowing - New Debt Issue	-	\$400,000	-	-	-	-	\$400,000
	-	\$400,000	-	-	-	-	\$400,000

Requests

Funding Source	Past	2027	2028	2029	2030	2031	Total
[27074]: Adams Ct - 19th St S to 20th St S							
<i>Engineering; Sanitary Sewer Utility; Streets; Water Utility</i>							
Operating - Sanitary Sewer Utility Funds	-	\$200,000	-	-	-	-	\$200,000
Operating - Water Utility Funds	-	\$200,000	-	-	-	-	\$200,000
	-	\$400,000	-	-	-	-	\$400,000
[27076]: 18th Pl - Ferry to Madison							
<i>Engineering; Sanitary Sewer Utility; Streets; Water Utility</i>							
Operating - Sanitary Sewer Utility Funds	-	\$200,000	-	-	-	-	\$200,000
Operating - Water Utility Funds	-	\$200,000	-	-	-	-	\$200,000
	-	\$400,000	-	-	-	-	\$400,000
[26763]: Annual Capital Pavement Maintenance Program							
<i>Engineering; Streets</i>							
Borrowing - New Debt Issue	-	\$200,000	\$200,000	\$200,000	\$200,000	\$200,000	\$1,000,000
	-	\$200,000	\$200,000	\$200,000	\$200,000	\$200,000	\$1,000,000
[26913]: Annual Miscellaneous Curb Gutter & Pavement Replacement							
<i>Engineering; Streets</i>							
Borrowing - New Debt Issue	-	\$150,000	\$150,000	\$150,000	\$150,000	\$150,000	\$750,000
	-	\$150,000	\$150,000	\$150,000	\$150,000	\$150,000	\$750,000
[26915]: Annual CIP Street Department Paving							
<i>Streets</i>							
Borrowing - New Debt Issue	-	\$150,000	\$150,000	\$150,000	\$150,000	\$150,000	\$750,000
	-	\$150,000	\$150,000	\$150,000	\$150,000	\$150,000	\$750,000
[26597]: Farnam St - 16th St S to 20th St S							
<i>Engineering; Sanitary Sewer Utility; Stormwater Utility; Streets; Water Utility</i>							
Operating - Sanitary Sewer Utility Funds	-	-	\$750,000	-	-	-	\$750,000
Operating - Storm Water Utility Funds	-	-	\$1,100,000	-	-	-	\$1,100,000
Operating - Water Utility Funds	-	-	\$700,000	-	-	-	\$700,000
	-	-	\$2,550,000	-	-	-	\$2,550,000
[26431]: 31st Street South - East Fairchild St. to State Rd							
<i>Engineering; Sanitary Sewer Utility; Stormwater Utility; Streets; Water Utility</i>							
Borrowing - New Debt Issue	-	-	\$1,150,000	-	-	-	\$1,150,000
Operating - Sanitary Sewer Utility Funds	-	-	\$350,000	-	-	-	\$350,000
Operating - Storm Water Utility Funds	-	-	\$300,000	-	-	-	\$300,000
Operating - Water Utility Funds	-	-	\$400,000	-	-	-	\$400,000
	-	-	\$2,200,000	-	-	-	\$2,200,000
[27062]: Glendale Ave - Losey to DE East							
<i>Engineering; Sanitary Sewer Utility; Stormwater Utility; Streets; Water Utility</i>							
Operating - Sanitary Sewer Utility Funds	-	-	\$650,000	-	-	-	\$650,000
Operating - Storm Water Utility Funds	-	-	\$550,000	-	-	-	\$550,000
Operating - Water Utility Funds	-	-	\$650,000	-	-	-	\$650,000
	-	-	\$1,850,000	-	-	-	\$1,850,000
[27059]: STH 16 (La Crosse St) - 7th to 11th (Constr)							
<i>Engineering; Sanitary Sewer Utility; Stormwater Utility; Streets; Water Utility</i>							
Borrowing - New Debt Issue	-	-	\$200,000	-	-	-	\$200,000
Operating - Sanitary Sewer Utility Funds	-	-	\$500,000	-	-	-	\$500,000
Operating - Storm Water Utility Funds	-	-	\$500,000	-	-	-	\$500,000
Operating - Water Utility Funds	-	-	\$500,000	-	-	-	\$500,000
	-	-	\$1,700,000	-	-	-	\$1,700,000
[26174]: Charles St - Island St to Hagar St							
<i>Engineering; Sanitary Sewer Utility; Stormwater Utility; Streets; Water Utility</i>							
Operating - Sanitary Sewer Utility Funds	-	-	\$300,000	-	-	-	\$300,000
Operating - Storm Water Utility Funds	-	-	\$400,000	-	-	-	\$400,000
Operating - Water Utility Funds	-	-	\$350,000	-	-	-	\$350,000
Other - TIF Increment - 16	-	-	\$200,000	-	-	-	\$200,000
	-	-	\$1,250,000	-	-	-	\$1,250,000
[26179]: Lincoln Avenue - 29th St. to 32nd St.							
<i>Engineering; Sanitary Sewer Utility; Stormwater Utility; Streets; Water Utility</i>							
Borrowing - New Debt Issue	-	-	\$150,000	-	-	-	\$150,000
Operating - Sanitary Sewer Utility Funds	-	-	\$250,000	-	-	-	\$250,000
Operating - Storm Water Utility Funds	-	-	\$100,000	-	-	-	\$100,000
Operating - Water Utility Funds	-	-	\$250,000	-	-	-	\$250,000
Other - TIF Increment - 15	-	-	\$400,000	-	-	-	\$400,000
	-	-	\$1,150,000	-	-	-	\$1,150,000

Requests

Funding Source	Past	2027	2028	2029	2030	2031	Total
[26823]: 13th Place - Horton to Travis							
<i>Engineering; Sanitary Sewer Utility; Stormwater Utility; Streets; Water Utility</i>							
Borrowing - New Debt Issue	-	-	\$600,000	-	-	-	\$600,000
Operating - Sanitary Sewer Utility Funds	-	-	\$200,000	-	-	-	\$200,000
Operating - Storm Water Utility Funds	-	-	\$200,000	-	-	-	\$200,000
Operating - Water Utility Funds	-	-	\$100,000	-	-	-	\$100,000
	-	-	\$1,100,000	-	-	-	\$1,100,000
[27065]: 2899 29th Ct S - BNSF Rail to 31st St S							
<i>Engineering; Stormwater Utility</i>							
Borrowing - New Debt Issue	-	-	\$50,000	-	-	-	\$50,000
Operating - Storm Water Utility Funds	-	-	\$700,000	-	-	-	\$700,000
	-	-	\$750,000	-	-	-	\$750,000
[26030]: 2nd Street Median Retrofit							
<i>Engineering; Streets</i>							
Other - TIF Increment - 17	-	-	\$500,000	-	-	-	\$500,000
	-	-	\$500,000	-	-	-	\$500,000
[26031]: Ranger Drive Protected Bike Lanes							
<i>Engineering; Planning & Development; Stormwater Utility; Streets</i>							
Borrowing - New Debt Issue	-	-	\$150,000	\$1,200,000	-	-	\$1,350,000
Operating - Storm Water Utility Funds	-	-	-	\$150,000	-	-	\$150,000
	-	-	\$150,000	\$1,350,000	-	-	\$1,500,000
[27066]: STH 35 (West Ave/Lang Dr/George St) - Barlow to Cunningham (Constr)							
<i>Engineering; Sanitary Sewer Utility; Stormwater Utility; Streets; Water Utility</i>							
Borrowing - New Debt Issue	-	-	-	\$1,500,000	\$3,300,000	-	\$4,800,000
Operating - Sanitary Sewer Utility Funds	-	-	-	\$900,000	\$2,300,000	-	\$3,200,000
Operating - Storm Water Utility Funds	-	-	-	\$300,000	\$900,000	-	\$1,200,000
Operating - Water Utility Funds	-	-	-	\$3,000,000	\$2,900,000	-	\$5,900,000
	-	-	-	\$5,700,000	\$9,400,000	-	\$15,100,000
[26907]: Pearl Street reconstruction							
<i>Engineering; Planning & Development; Sanitary Sewer Utility; Stormwater Utility; Streets; Water Utility</i>							
Operating - Sanitary Sewer Utility Funds	-	-	-	\$200,000	-	-	\$200,000
Operating - Storm Water Utility Funds	-	-	-	\$500,000	-	-	\$500,000
Operating - Water Utility Funds	-	-	-	\$250,000	-	-	\$250,000
Other - TIF Increment - 11	\$200,000	-	-	-	-	-	\$200,000
Other - TIF Increment - 17	-	-	-	\$4,000,000	-	-	\$4,000,000
	\$200,000	-	-	\$4,950,000	-	-	\$5,150,000
[26946]: King Street Greenway Extension 3rd St to 5th St							
<i>Engineering; Planning & Development; Sanitary Sewer Utility; Stormwater Utility; Streets; Water Utility</i>							
Operating - Sanitary Sewer Utility Funds	-	-	-	\$350,000	-	-	\$350,000
Operating - Storm Water Utility Funds	-	-	-	\$400,000	-	-	\$400,000
Operating - Water Utility Funds	-	-	-	\$1,300,000	-	-	\$1,300,000
Other - TIF Increment - 11	\$350,000	-	-	-	-	-	\$350,000
Other - TIF Increment - 17	-	-	-	\$700,000	-	-	\$700,000
	\$350,000	-	-	\$2,750,000	-	-	\$3,100,000
[26600]: Green Bay St - Losey Blvd to BNSF RR							
<i>Engineering; Sanitary Sewer Utility; Stormwater Utility; Streets; Water Utility</i>							
Borrowing - New Debt Issue	-	-	-	\$900,000	-	-	\$900,000
Operating - Sanitary Sewer Utility Funds	-	-	-	\$200,000	-	-	\$200,000
Operating - Storm Water Utility Funds	-	-	-	\$800,000	-	-	\$800,000
Operating - Water Utility Funds	-	-	-	\$150,000	-	-	\$150,000
	-	-	-	\$2,050,000	-	-	\$2,050,000
[26601]: Green Bay St - 9th St S to 14th St S (STP Urban)							
<i>Engineering; Sanitary Sewer Utility; Stormwater Utility; Streets; Water Utility</i>							
Borrowing - New Debt Issue	-	-	-	\$300,000	-	-	\$300,000
Operating - Sanitary Sewer Utility Funds	-	-	-	\$300,000	-	-	\$300,000
Operating - Storm Water Utility Funds	-	-	-	\$200,000	-	-	\$200,000
Operating - Water Utility Funds	-	-	-	\$1,025,000	-	-	\$1,025,000
	-	-	-	\$1,825,000	-	-	\$1,825,000
[26593]: Redfield Street - 21st Street South to Losey Boulevard							
<i>Engineering; Sanitary Sewer Utility; Stormwater Utility; Streets; Water Utility</i>							
Borrowing - New Debt Issue	-	-	-	\$500,000	-	-	\$500,000
Operating - Sanitary Sewer Utility Funds	-	-	-	\$500,000	-	-	\$500,000
Operating - Storm Water Utility Funds	-	-	-	\$200,000	-	-	\$200,000
Operating - Water Utility Funds	-	-	-	\$500,000	-	-	\$500,000
	-	-	-	\$1,700,000	-	-	\$1,700,000

Requests

Funding Source	Past	2027	2028	2029	2030	2031	Total
[27069]: Lincoln Ave - Losey to 28th St							
<i>Engineering; Sanitary Sewer Utility; Stormwater Utility; Streets; Water Utility</i>							
Operating - Sanitary Sewer Utility Funds	-	-	-	\$600,000	-	-	\$600,000
Operating - Storm Water Utility Funds	-	-	-	\$450,000	-	-	\$450,000
Operating - Water Utility Funds	-	-	-	\$600,000	-	-	\$600,000
	-	-	-	\$1,650,000	-	-	\$1,650,000
[26680]: 8th Street South - Hood Street to Johnson Street							
<i>Engineering; Sanitary Sewer Utility; Stormwater Utility; Streets; Water Utility</i>							
Borrowing - New Debt Issue	-	-	-	\$450,000	-	-	\$450,000
Operating - Sanitary Sewer Utility Funds	-	-	-	\$250,000	-	-	\$250,000
Operating - Storm Water Utility Funds	-	-	-	\$200,000	-	-	\$200,000
Operating - Water Utility Funds	-	-	-	\$300,000	-	-	\$300,000
	-	-	-	\$1,200,000	-	-	\$1,200,000
[25046]: 20th Street South - Denton St to Park Ave							
<i>Engineering; Sanitary Sewer Utility; Stormwater Utility; Streets; Water Utility</i>							
Borrowing - New Debt Issue	-	-	-	\$300,000	-	-	\$300,000
Operating - Sanitary Sewer Utility Funds	-	-	-	\$200,000	-	-	\$200,000
Operating - Storm Water Utility Funds	-	-	-	\$200,000	-	-	\$200,000
Operating - Water Utility Funds	-	-	-	\$200,000	-	-	\$200,000
	-	-	-	\$900,000	-	-	\$900,000
[26433]: Hagar Street - Avon St. to Liberty St.							
<i>Engineering; Sanitary Sewer Utility; Stormwater Utility; Streets; Water Utility</i>							
Operating - Sanitary Sewer Utility Funds	-	-	-	\$100,000	-	-	\$100,000
Operating - Storm Water Utility Funds	-	-	-	\$50,000	-	-	\$50,000
Operating - Water Utility Funds	-	-	-	\$100,000	-	-	\$100,000
Other - TIF Increment - 16	-	-	-	\$250,000	-	-	\$250,000
	-	-	-	\$500,000	-	-	\$500,000
[26649]: Bliss Road Slope Stabilization							
<i>Engineering; Streets</i>							
Borrowing - New Debt Issue	\$370,400	-	-	\$300,000	\$300,000	-	\$970,400
Other - Existing Bond Funds	\$279,600	-	-	-	-	-	\$279,600
	\$650,000	-	-	\$300,000	\$300,000	-	\$1,250,000
[27086]: State St - 21st to Losey Blvd							
<i>Engineering; Sanitary Sewer Utility; Stormwater Utility; Streets; Water Utility</i>							
Borrowing - New Debt Issue	-	-	-	-	\$900,000	-	\$900,000
Operating - Sanitary Sewer Utility Funds	-	-	-	\$150,000	\$1,500,000	-	\$1,650,000
Operating - Storm Water Utility Funds	-	-	-	-	\$300,000	-	\$300,000
Operating - Water Utility Funds	-	-	-	-	\$400,000	-	\$400,000
	-	-	-	\$150,000	\$3,100,000	-	\$3,250,000
[26925]: Midblock Crosswalk - Park Ave between 16th St & East Ave							
<i>Engineering; Streets</i>							
Borrowing - New Debt Issue	-	-	-	\$60,000	-	-	\$60,000
	-	-	-	\$60,000	-	-	\$60,000
[27082]: USH 14/61 + 53 (South Ave/3rd St/4th St/Copeland/Rose) - Green Bay St to Livingston St							
<i>Engineering; Sanitary Sewer Utility; Stormwater Utility; Streets; Water Utility</i>							
Borrowing - New Debt Issue	-	-	-	\$2,500,000	\$3,000,000	-	\$5,500,000
Operating - Storm Water Utility Funds	-	-	-	\$400,000	\$400,000	-	\$800,000
Operating - Water Utility Funds	-	-	-	\$2,000,000	\$3,200,000	-	\$5,200,000
	-	-	-	\$4,900,000	\$6,600,000	-	\$11,500,000
[27093]: King St Greenway Extension - 5th to 7th St							
<i>Engineering; Planning & Development; Sanitary Sewer Utility; Stormwater Utility; Streets; Water Utility</i>							
Operating - Sanitary Sewer Utility Funds	-	-	-	\$500,000	-	-	\$500,000
Operating - Storm Water Utility Funds	-	-	-	\$700,000	-	-	\$700,000
Operating - Water Utility Funds	-	-	-	\$650,000	-	-	\$650,000
Other - TIF Increment - 17	-	-	-	\$750,000	-	-	\$750,000
	-	-	-	\$2,600,000	-	-	\$2,600,000
[26011]: State St - 17th St to 21st St							
<i>Engineering; Sanitary Sewer Utility; Stormwater Utility; Streets; Water Utility</i>							
Borrowing - New Debt Issue	-	-	-	\$900,000	-	-	\$900,000
Operating - Sanitary Sewer Utility Funds	-	-	-	\$500,000	-	-	\$500,000
Operating - Storm Water Utility Funds	-	-	-	\$250,000	-	-	\$250,000
Operating - Water Utility Funds	-	-	-	\$500,000	-	-	\$500,000
	-	-	-	\$2,150,000	-	-	\$2,150,000

Requests

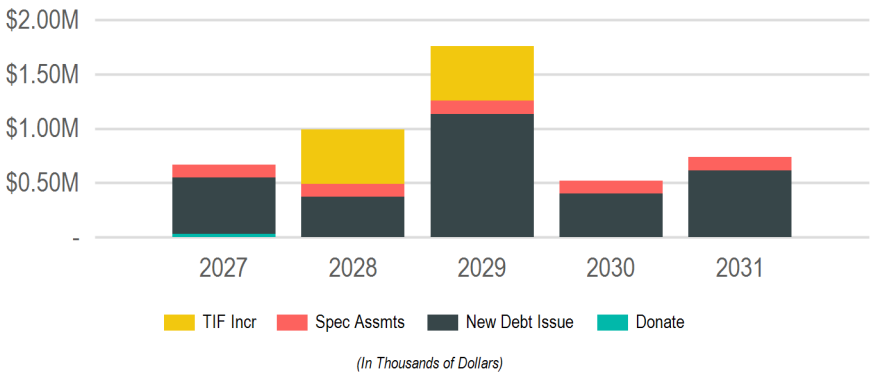
Funding Source	Past	2027	2028	2029	2030	2031	Total
[26798]: Robinsdale Avenue - Mormon Coulee Rd to 27th St.							
<i>Engineering; Sanitary Sewer Utility; Stormwater Utility; Streets; Water Utility</i>							
Borrowing - New Debt Issue	-	-	-	-	\$600,000	-	\$600,000
Operating - Sanitary Sewer Utility Funds	-	-	-	-	\$200,000	-	\$200,000
Operating - Storm Water Utility Funds	-	-	-	-	\$100,000	-	\$100,000
Operating - Water Utility Funds	-	-	-	-	\$600,000	-	\$600,000
					\$1,500,000		\$1,500,000
[26951]: Caledonia St - Monitor St to Gould St							
<i>Engineering; Sanitary Sewer Utility; Stormwater Utility; Streets; Water Utility</i>							
Borrowing - New Debt Issue	-	-	-	-	\$600,000	-	\$600,000
Operating - Sanitary Sewer Utility Funds	-	-	-	-	\$300,000	-	\$300,000
Operating - Storm Water Utility Funds	-	-	-	-	\$100,000	-	\$100,000
Operating - Water Utility Funds	-	-	-	-	\$300,000	-	\$300,000
					\$1,300,000		\$1,300,000
[27087]: 8th Street - Denton St to Hood St							
<i>Engineering; Sanitary Sewer Utility; Stormwater Utility; Streets; Water Utility</i>							
Borrowing - New Debt Issue	-	-	-	-	\$300,000	-	\$300,000
Operating - Sanitary Sewer Utility Funds	-	-	-	-	\$350,000	-	\$350,000
Operating - Storm Water Utility Funds	-	-	-	-	\$250,000	-	\$250,000
Operating - Water Utility Funds	-	-	-	-	\$350,000	-	\$350,000
					\$1,250,000		\$1,250,000
[27072]: Sunrise Dr - Lincoln to Glendale & Calloway Ln - Losey to Sunrise							
<i>Engineering; Sanitary Sewer Utility; Streets; Water Utility</i>							
Borrowing - New Debt Issue	-	-	-	-	\$300,000	-	\$300,000
Operating - Sanitary Sewer Utility Funds	-	-	-	-	\$200,000	-	\$200,000
Operating - Water Utility Funds	-	-	-	-	\$500,000	-	\$500,000
					\$1,000,000		\$1,000,000
[26667]: Redfield Street - 16th Street to East Avenue							
<i>Engineering; Sanitary Sewer Utility; Stormwater Utility; Streets; Water Utility</i>							
Borrowing - New Debt Issue	-	-	-	-	\$450,000	-	\$450,000
Operating - Sanitary Sewer Utility Funds	-	-	-	-	\$200,000	-	\$200,000
Operating - Storm Water Utility Funds	-	-	-	-	\$100,000	-	\$100,000
Operating - Water Utility Funds	-	-	-	-	\$200,000	-	\$200,000
					\$950,000		\$950,000
[26859]: 20th Street S - Redfield St. to Green Bay St.							
<i>Engineering; Stormwater Utility; Streets</i>							
Borrowing - New Debt Issue	-	-	-	-	\$300,000	-	\$300,000
Operating - Storm Water Utility Funds	-	-	-	-	\$100,000	-	\$100,000
					\$400,000		\$400,000
[26033]: Signal Replacement at Mormon Coulee & Birch - HSIP							
<i>Engineering; Streets</i>							
Borrowing - New Debt Issue	\$150,000	-	-	-	\$200,000	-	\$350,000
	\$150,000				\$200,000		\$350,000
[26885]: Palace Street - midblock RRFB east of Charles St							
<i>Engineering; Streets</i>							
Borrowing - New Debt Issue	-	-	-	-	\$100,000	-	\$100,000
					\$100,000		\$100,000
[26931]: Milson Ct Traffic Calming							
<i>Engineering; Streets</i>							
Borrowing - New Debt Issue	-	-	-	-	\$100,000	-	\$100,000
					\$100,000		\$100,000
[26021]: Ward Ave - Losey Blvd to 28th St							
<i>Engineering; Sanitary Sewer Utility; Stormwater Utility; Streets; Water Utility</i>							
Borrowing - New Debt Issue	-	-	-	-	-	\$800,000	\$800,000
Operating - Sanitary Sewer Utility Funds	-	-	-	-	-	\$800,000	\$800,000
Operating - Storm Water Utility Funds	-	-	-	-	-	\$250,000	\$250,000
Operating - Water Utility Funds	-	-	-	-	-	\$600,000	\$600,000
						\$2,450,000	\$2,450,000
[26671]: Liberty Street - Clinton St to Sill St							
<i>Engineering; Sanitary Sewer Utility; Stormwater Utility; Streets; Water Utility</i>							
Borrowing - New Debt Issue	-	-	-	-	-	\$800,000	\$800,000
Operating - Sanitary Sewer Utility Funds	-	-	-	-	-	\$300,000	\$300,000
Operating - Storm Water Utility Funds	-	-	-	-	-	\$200,000	\$200,000
Operating - Water Utility Funds	-	-	-	-	-	\$400,000	\$400,000
						\$1,700,000	\$1,700,000

Requests

Funding Source	Past	2027	2028	2029	2030	2031	Total
[26009]: Kane St - St. Paul St to Logan St							
<i>Engineering; Sanitary Sewer Utility; Stormwater Utility; Streets; Water Utility</i>							
Borrowing - New Debt Issue	-	-	-	-	-	\$600,000	\$600,000
Operating - Sanitary Sewer Utility Funds	-	-	-	-	-	\$350,000	\$350,000
Operating - Storm Water Utility Funds	-	-	-	-	-	\$300,000	\$300,000
Operating - Water Utility Funds	-	-	-	-	-	\$400,000	\$400,000
	-	-	-	-	-	\$1,650,000	\$1,650,000
[26421]: Livingston Street - Liberty St. to George St.							
<i>Engineering; Sanitary Sewer Utility; Stormwater Utility; Streets; Water Utility</i>							
Borrowing - New Debt Issue	-	-	-	-	-	\$800,000	\$800,000
Operating - Sanitary Sewer Utility Funds	-	-	-	-	-	\$200,000	\$200,000
Operating - Storm Water Utility Funds	-	-	-	-	-	\$300,000	\$300,000
Operating - Water Utility Funds	-	-	-	-	-	\$200,000	\$200,000
	-	-	-	-	-	\$1,500,000	\$1,500,000
[27095]: Robinsdale Ave - 27th to Eastern Terminus							
<i>Engineering; Sanitary Sewer Utility; Stormwater Utility; Streets; Water Utility</i>							
Borrowing - New Debt Issue	-	-	-	-	-	\$700,000	\$700,000
Operating - Sanitary Sewer Utility Funds	-	-	-	-	-	\$300,000	\$300,000
Operating - Storm Water Utility Funds	-	-	-	-	-	\$100,000	\$100,000
Operating - Water Utility Funds	-	-	-	-	-	\$200,000	\$200,000
	-	-	-	-	-	\$1,300,000	\$1,300,000
[27075]: 26th St S - Lincoln to Glendale							
<i>Engineering; Sanitary Sewer Utility; Stormwater Utility; Streets; Water Utility</i>							
Borrowing - New Debt Issue	-	-	-	-	-	\$200,000	\$200,000
Operating - Sanitary Sewer Utility Funds	-	-	-	-	-	\$300,000	\$300,000
Operating - Storm Water Utility Funds	-	-	-	-	-	\$400,000	\$400,000
Operating - Water Utility Funds	-	-	-	-	-	\$300,000	\$300,000
	-	-	-	-	-	\$1,200,000	\$1,200,000
[27096]: Caledonia St - Gould to Saint Andrew St							
<i>Engineering; Sanitary Sewer Utility; Stormwater Utility; Streets; Water Utility</i>							
Borrowing - New Debt Issue	-	-	-	-	-	\$500,000	\$500,000
Operating - Sanitary Sewer Utility Funds	-	-	-	-	-	\$300,000	\$300,000
Operating - Storm Water Utility Funds	-	-	-	-	-	\$100,000	\$100,000
Operating - Water Utility Funds	-	-	-	-	-	\$200,000	\$200,000
	-	-	-	-	-	\$1,100,000	\$1,100,000
[26022]: Chase St Watermain Relocation							
<i>Engineering; Water Utility</i>							
Operating - Sanitary Sewer Utility Funds	-	-	-	-	-	\$200,000	\$200,000
Operating - Storm Water Utility Funds	-	-	-	-	-	\$100,000	\$100,000
Operating - Water Utility Funds	-	-	-	-	-	\$300,000	\$300,000
	-	-	-	-	-	\$600,000	\$600,000
[26027]: East Ave Speed Tables - Losey Blvd to Shelby Rd							
<i>Engineering; Streets</i>							
Borrowing - New Debt Issue	-	-	-	-	-	\$200,000	\$200,000
	-	-	-	-	-	\$200,000	\$200,000

Streetscaping & Lighting

2027 Total Funding
\$670,000
2027 New Borrowing
\$520,000
2027 City Funded
\$640,000



Funding Sources

Source	2027	2028	2029	2030	2031	Total
Borrowing	\$520,000	\$370,000	\$1,135,000	\$400,000	\$615,000	\$3,040,000
New Debt Issue	\$520,000	\$370,000	\$1,135,000	\$400,000	\$615,000	\$3,040,000
Donations & Outside Funding	\$30,000	-	-	-	-	\$30,000
Donations	\$30,000	-	-	-	-	\$30,000
Taxation	\$120,000	\$620,000	\$620,000	\$120,000	\$120,000	\$1,600,000
Special Assessments	\$120,000	\$120,000	\$120,000	\$120,000	\$120,000	\$600,000
TIF Increment	-	\$500,000	\$500,000	-	-	\$1,000,000
	\$670,000	\$990,000	\$1,755,000	\$520,000	\$735,000	\$4,670,000

Requests

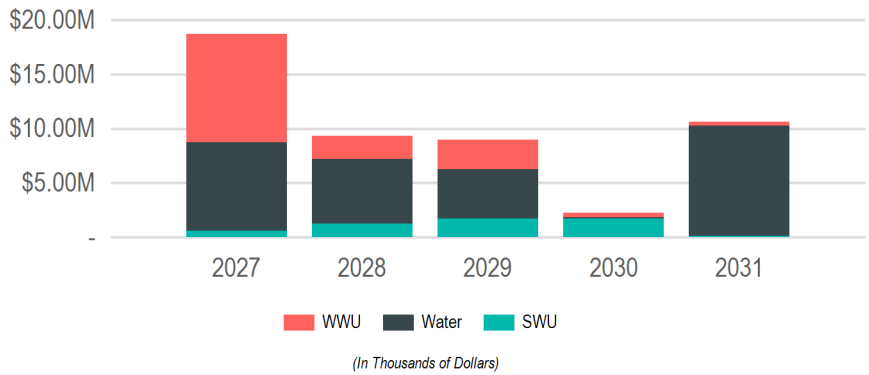
Funding Source	Past	2027	2028	2029	2030	2031	Total
[26762]: Annual Sidewalk Infill Program							
<i>Engineering</i>							
Borrowing - New Debt Issue	-	\$165,000	\$125,000	\$130,000	\$135,000	\$140,000	\$695,000
	-	\$165,000	\$125,000	\$130,000	\$135,000	\$140,000	\$695,000
[26647]: Sidewalk Snow Removal - City Wide							
<i>Engineering</i>							
Other - Special Assessments	-	\$120,000	\$120,000	\$120,000	\$120,000	\$120,000	\$600,000
	-	\$120,000	\$120,000	\$120,000	\$120,000	\$120,000	\$600,000
[26648]: Annual Sidewalk & ADA Ramp Replacement Program							
<i>Engineering</i>							
Borrowing - New Debt Issue	-	\$115,000	\$125,000	\$130,000	\$135,000	\$140,000	\$645,000
	-	\$115,000	\$125,000	\$130,000	\$135,000	\$140,000	\$645,000
[26901]: Annual Capital Streetscape & Lighting Maintenance Program							
<i>Engineering; Streets</i>							
Borrowing - New Debt Issue	-	\$115,000	\$120,000	\$125,000	\$130,000	\$135,000	\$625,000
	-	\$115,000	\$120,000	\$125,000	\$130,000	\$135,000	\$625,000
[27080]: 32nd St S & Fairchild St E - RRFB							
<i>Engineering; Streets</i>							
Borrowing - New Debt Issue	-	\$50,000	-	-	-	-	\$50,000
Outside - Donations	-	\$30,000	-	-	-	-	\$30,000
	-	\$80,000	-	-	-	-	\$80,000
[26036]: STP-Urban City Replacement Sidewalk							
<i>Engineering</i>							
Borrowing - New Debt Issue	-	\$75,000	-	-	-	-	\$75,000
	-	\$75,000	-	-	-	-	\$75,000
[26966]: Pedestrian Lighting - Island St from Charles to George and Charles from Island to Hagar							
<i>Engineering; Streets</i>							
Other - TIF Increment - 16	-	-	\$500,000	-	-	-	\$500,000
	-	-	\$500,000	-	-	-	\$500,000
[26745]: Pedestrian Lighting - State St, from 7th St to West Ave							
<i>Engineering; Streets</i>							
Borrowing - New Debt Issue	-	-	-	\$500,000	-	-	\$500,000
	-	-	-	\$500,000	-	-	\$500,000

Requests

Funding Source	Past	2027	2028	2029	2030	2031	Total
[26964]: Pedestrian Lighting - St Andrew St from Caledonia to George							
<i>Engineering; Streets</i>							
Other - TIF Increment - 16	-	-	-	\$500,000	-	-	\$500,000
	-	-	-	\$500,000	-	-	\$500,000
[26959]: Sidewalk Infill Bliss Rd from RR to Oak Trail							
<i>Engineering; Streets</i>							
Borrowing - New Debt Issue	-	-	-	\$250,000	-	-	\$250,000
	-	-	-	\$250,000	-	-	\$250,000
[27094]: Pedestrian lighting - Tyler St from 9th to 10th St S							
<i>Engineering; Streets</i>							
Borrowing - New Debt Issue	-	-	-	-	-	\$200,000	\$200,000
	-	-	-	-	-	\$200,000	\$200,000

Utilities

2027 Total Funding
\$18,670,000
2027 New Borrowing
2027 City Funded
\$18,670,000



Funding Sources

Source	2027	2028	2029	2030	2031	Total
Operating Funds	\$18,670,000	\$9,300,000	\$9,000,000	\$2,250,000	\$10,650,000	\$49,870,000
Enterprise/Utility Funds	\$18,670,000	\$9,300,000	\$9,000,000	\$2,250,000	\$10,650,000	\$49,870,000
	\$18,670,000	\$9,300,000	\$9,000,000	\$2,250,000	\$10,650,000	\$49,870,000

Requests

Funding Source	Past	2027	2028	2029	2030	2031	Total
[26808]: Ultra Violet Treatment System Replacement at Wastewater Treatment Plant							
<i>Engineering; Sanitary Sewer Utility</i>							
Operating - Sanitary Sewer Utility Funds	-	\$7,500,000	-	-	-	-	\$7,500,000
	-	\$7,500,000	-	-	-	-	\$7,500,000
[26050]: Grandad Reservoir Rehabilitation							
<i>Engineering; Water Utility</i>							
Operating - Water Utility Funds	-	\$3,500,000	-	-	-	-	\$3,500,000
	-	\$3,500,000	-	-	-	-	\$3,500,000
[26500]: Myrick Pump Station Improvements							
<i>Water Utility</i>							
Operating - Water Utility Funds	-	\$2,000,000	-	-	-	-	\$2,000,000
	-	\$2,000,000	-	-	-	-	\$2,000,000
[27078]: New Water System Well							
<i>Engineering; Water Utility</i>							
Operating - Water Utility Funds	-	\$2,000,000	\$2,500,000	\$3,000,000	-	-	\$7,500,000
	-	\$2,000,000	\$2,500,000	\$3,000,000	-	-	\$7,500,000
[26034]: WWTP Grit Dewatering Pits							
<i>Engineering; Sanitary Sewer Utility; Stormwater Utility</i>							
Operating - Sanitary Sewer Utility Funds	-	\$350,000	-	-	-	-	\$350,000
Operating - Storm Water Utility Funds	-	\$350,000	-	-	-	-	\$350,000
	-	\$700,000	-	-	-	-	\$700,000
[26684]: Bluff Slough Sanitary Station Controls Upgrade							
<i>Sanitary Sewer Utility</i>							
Operating - Sanitary Sewer Utility Funds	-	\$700,000	-	-	-	-	\$700,000
	-	\$700,000	-	-	-	-	\$700,000
[26227]: Sanitary Sewer Repair and Rehab Projects							
<i>Sanitary Sewer Utility</i>							
Operating - Sanitary Sewer Utility Funds	-	\$500,000	\$300,000	\$300,000	\$300,000	\$300,000	\$1,700,000
	-	\$500,000	\$300,000	\$300,000	\$300,000	\$300,000	\$1,700,000
[26049]: Water Meter Stations							
<i>Water Utility</i>							
Operating - Water Utility Funds	-	\$400,000	\$600,000	-	-	-	\$1,000,000
	-	\$400,000	\$600,000	-	-	-	\$1,000,000
[27085]: Installation of Ferric Storage Tank at WWTP							
<i>Engineering; Sanitary Sewer Utility</i>							
Operating - Sanitary Sewer Utility Funds	-	\$350,000	-	-	-	-	\$350,000
	-	\$350,000	-	-	-	-	\$350,000

Requests

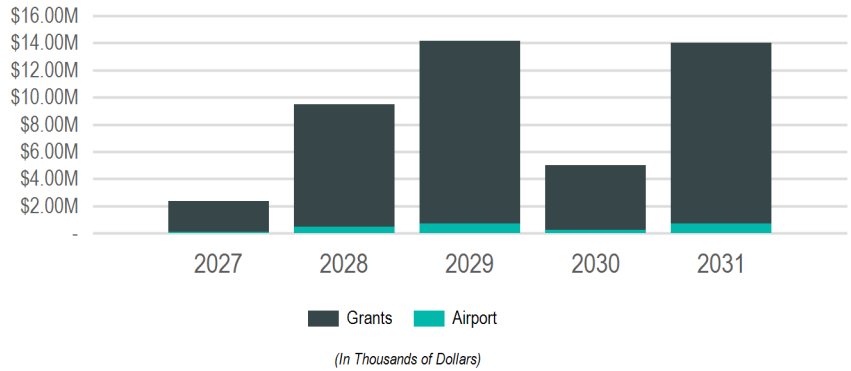
Funding Source	Past	2027	2028	2029	2030	2031	Total
[26809]: Replace 600 building roof.							
<i>Sanitary Sewer Utility</i>							
Operating - Sanitary Sewer Utility Funds	-	\$200,000	-	-	-	-	\$200,000
	-	\$200,000	-	-	-	-	\$200,000
[27089]: Replace 100 building lunchroom roof (WWTP)							
<i>Engineering; Sanitary Sewer Utility</i>							
Operating - Sanitary Sewer Utility Funds	-	\$150,000	-	-	-	-	\$150,000
	-	\$150,000	-	-	-	-	\$150,000
[26492]: Well House HVAC Replacements							
<i>Water Utility</i>							
Operating - Water Utility Funds	-	\$120,000	-	-	-	-	\$120,000
	-	\$120,000	-	-	-	-	\$120,000
[26578]: Storm Water Utility Casting and Catch Basin Replacement Funds							
<i>Engineering; Stormwater Utility</i>							
Operating - Storm Water Utility Funds	-	\$100,000	\$100,000	\$100,000	\$100,000	\$100,000	\$500,000
	-	\$100,000	\$100,000	\$100,000	\$100,000	\$100,000	\$500,000
[26579]: Sanitary Sewer Utility Casting and Manhole Replacement Funds							
<i>Engineering; Sanitary Sewer Utility</i>							
Operating - Sanitary Sewer Utility Funds	-	\$100,000	\$100,000	\$100,000	\$100,000	\$100,000	\$500,000
	-	\$100,000	\$100,000	\$100,000	\$100,000	\$100,000	\$500,000
[26708]: Disinfection Building Roof Replacement							
<i>Sanitary Sewer Utility</i>							
Operating - Sanitary Sewer Utility Funds	-	\$100,000	-	-	-	-	\$100,000
	-	\$100,000	-	-	-	-	\$100,000
[26812]: Add 3rd Pump and outfall to Monitor St. Lift Station							
<i>Stormwater Utility</i>							
Operating - Storm Water Utility Funds	-	\$100,000	\$1,000,000	-	-	-	\$1,100,000
	-	\$100,000	\$1,000,000	-	-	-	\$1,100,000
[26883]: Water Utility Replacement Funds							
<i>Engineering; Water Utility</i>							
Operating - Water Utility Funds	-	\$100,000	\$100,000	\$100,000	\$100,000	\$100,000	\$500,000
	-	\$100,000	\$100,000	\$100,000	\$100,000	\$100,000	\$500,000
[26184]: Street Best Management Practice (BMP)							
<i>Engineering; Stormwater Utility</i>							
Operating - Storm Water Utility Funds	-	\$50,000	\$50,000	\$50,000	\$50,000	\$50,000	\$250,000
	-	\$50,000	\$50,000	\$50,000	\$50,000	\$50,000	\$250,000
[27060]: Grandad Reservoir 20" Watermain & Tunnel Replacement							
<i>Engineering; Water Utility</i>							
Operating - Water Utility Funds	-	-	\$1,230,000	-	-	-	\$1,230,000
	-	-	\$1,230,000	-	-	-	\$1,230,000
[26976]: WWTP Digester Cover Rehabilitation							
<i>Sanitary Sewer Utility</i>							
Operating - Sanitary Sewer Utility Funds	-	-	\$1,200,000	-	-	-	\$1,200,000
	-	-	\$1,200,000	-	-	-	\$1,200,000
[27063]: New Reservoir - Miller Bluff							
<i>Engineering; Water Utility</i>							
Operating - Water Utility Funds	-	-	\$1,000,000	-	-	\$10,000,000	\$11,000,000
	-	-	\$1,000,000	-	-	\$10,000,000	\$11,000,000
[27088]: Liftstations PLC Updates							
<i>Engineering; Sanitary Sewer Utility</i>							
Operating - Sanitary Sewer Utility Funds	-	-	\$500,000	-	-	-	\$500,000
	-	-	\$500,000	-	-	-	\$500,000
[26037]: King St Water Valve Installment							
<i>Engineering; Streets; Water Utility</i>							
Operating - Water Utility Funds	-	-	\$450,000	-	-	-	\$450,000
	-	-	\$450,000	-	-	-	\$450,000
[27061]: Storm Lift Stations (Causeway Blvd)							
<i>Engineering; Stormwater Utility</i>							
Operating - Storm Water Utility Funds	-	-	\$100,000	\$1,200,000	-	-	\$1,300,000
	-	-	\$100,000	\$1,200,000	-	-	\$1,300,000
[26028]: Fiber connection to Wells 16 & 17							
<i>Engineering; Water Utility</i>							
Operating - Water Utility Funds	-	-	\$70,000	-	-	-	\$70,000
	-	-	\$70,000	-	-	-	\$70,000

Requests

Funding Source	Past	2027	2028	2029	2030	2031	Total
[26950]: South Ave Sanitary Sewer Lining							
<i>Engineering; Sanitary Sewer Utility</i>							
Operating - Sanitary Sewer Utility Funds	-	-	-	\$1,300,000	-	-	\$1,300,000
	-	-	-	\$1,300,000	-	-	\$1,300,000
[26954]: Oak Street Watermain- Gillette Pl to Rublee St							
<i>Engineering; Water Utility</i>							
Operating - Sanitary Sewer Utility Funds	-	-	-	\$100,000	-	-	\$100,000
Operating - Storm Water Utility Funds	-	-	-	\$200,000	-	-	\$200,000
Operating - Water Utility Funds	-	-	-	\$650,000	-	-	\$650,000
	-	-	-	\$950,000	-	-	\$950,000
[26955]: Farnam St Sanitary Replacement							
<i>Sanitary Sewer Utility; Streets; Water Utility</i>							
Operating - Sanitary Sewer Utility Funds	-	-	-	\$600,000	-	-	\$600,000
Operating - Water Utility Funds	-	-	-	\$250,000	-	-	\$250,000
	-	-	-	\$850,000	-	-	\$850,000
[26952]: Charles St Sanitary at rail crossing							
<i>Engineering; Sanitary Sewer Utility; Streets; Water Utility</i>							
Operating - Sanitary Sewer Utility Funds	-	-	-	\$350,000	-	-	\$350,000
Operating - Water Utility Funds	-	-	-	\$350,000	-	-	\$350,000
	-	-	-	\$700,000	-	-	\$700,000
[26943]: Ward Ave & 33rd St Watermain							
<i>Water Utility</i>							
Operating - Water Utility Funds	-	-	-	\$200,000	-	-	\$200,000
	-	-	-	\$200,000	-	-	\$200,000
[27083]: Storm Lift Station - Sill St							
<i>Engineering; Stormwater Utility</i>							
Operating - Storm Water Utility Funds	-	-	-	\$150,000	\$1,400,000	-	\$1,550,000
	-	-	-	\$150,000	\$1,400,000	-	\$1,550,000
[26953]: West George St Storm Extension							
<i>Stormwater Utility; Streets</i>							
Operating - Storm Water Utility Funds	-	-	-	-	\$100,000	-	\$100,000
	-	-	-	-	\$100,000	-	\$100,000
[27084]: New Storm Manhole at 1401 St Andrew St							
<i>Engineering; Stormwater Utility</i>							
Operating - Storm Water Utility Funds	-	-	-	-	\$100,000	-	\$100,000
	-	-	-	-	\$100,000	-	\$100,000

Airport

2027 Total Funding
\$2,350,000
2027 New Borrowing
2027 City Funded
\$117,500



Funding Sources

Source	2027	2028	2029	2030	2031	Total
Grants & Other Intergovernmental	\$2,232,500	\$9,025,000	\$13,461,500	\$4,750,000	\$13,300,000	\$42,769,000
Federal	\$2,115,000	\$8,550,000	\$12,753,000	\$4,500,000	\$12,600,000	\$40,518,000
State	\$117,500	\$475,000	\$708,500	\$250,000	\$700,000	\$2,251,000
Operating Funds	\$117,500	\$475,000	\$708,500	\$250,000	\$700,000	\$2,251,000
Enterprise/Utility Funds	\$117,500	\$475,000	\$708,500	\$250,000	\$700,000	\$2,251,000
	\$2,350,000	\$9,500,000	\$14,170,000	\$5,000,000	\$14,000,000	\$45,020,000

Requests

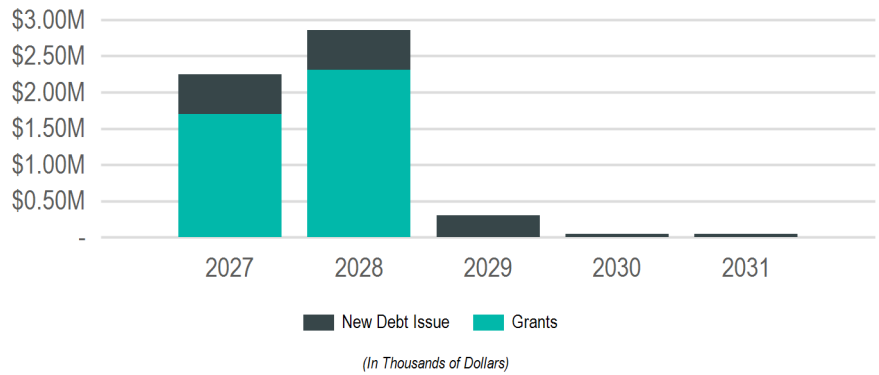
Funding Source	Past	2027	2028	2029	2030	2031	Total
[26712]: Airfield Drainage Improvements							
<i>Airport</i>							
Grants - Federal	-	\$1,890,000	-	-	-	-	\$1,890,000
Grants - State	-	\$105,000	-	-	-	-	\$105,000
Operating - Airport Operating Funds	-	\$105,000	-	-	-	-	\$105,000
	-	\$2,100,000	-	-	-	-	\$2,100,000
[26621]: Snow Removal Equipment Building Rehabilitation/Expansion							
<i>Airport</i>							
Grants - Federal	-	\$225,000	\$2,250,000	-	-	-	\$2,475,000
Grants - State	-	\$12,500	\$125,000	-	-	-	\$137,500
Operating - Passenger Facility Charges	-	\$12,500	\$125,000	-	-	-	\$137,500
	-	\$250,000	\$2,500,000	-	-	-	\$2,750,000
[26042]: Runway 13/31 Rehabilitation - Rebid							
<i>Airport</i>							
Grants - Federal	-	-	\$5,400,000	-	-	-	\$5,400,000
Grants - State	-	-	\$300,000	-	-	-	\$300,000
Operating - Airport Operating Funds	-	-	\$300,000	-	-	-	\$300,000
	-	-	\$6,000,000	-	-	-	\$6,000,000
[26769]: East GA Apron Reconstruction							
<i>Airport</i>							
Grants - Federal	-	-	\$540,000	\$8,100,000	-	-	\$8,640,000
Grants - State	-	-	\$30,000	\$450,000	-	-	\$480,000
Operating - Airport Operating Funds	-	-	\$30,000	\$450,000	-	-	\$480,000
	-	-	\$600,000	\$9,000,000	-	-	\$9,600,000
[26918]: Remove Runway 4/22							
<i>Airport</i>							
Grants - Federal	-	-	\$360,000	\$4,500,000	\$4,500,000	\$4,500,000	\$13,860,000
Grants - State	-	-	\$20,000	\$250,000	\$250,000	\$250,000	\$770,000
Operating - Passenger Facility Charges	-	-	\$20,000	\$250,000	\$250,000	\$250,000	\$770,000
	-	-	\$400,000	\$5,000,000	\$5,000,000	\$5,000,000	\$15,400,000
[26619]: Prepare Development Site							
<i>Airport</i>							
Grants - Federal	-	-	-	\$153,000	-	-	\$153,000
Grants - State	-	-	-	\$8,500	-	-	\$8,500
Operating - Airport Operating Funds	-	-	-	\$8,500	-	-	\$8,500
	-	-	-	\$170,000	-	-	\$170,000

Requests

Funding Source	Past	2027	2028	2029	2030	2031	Total
[26711]: South GA Apron Reconstruction							
<i>Airport</i>							
Grants - Federal	-	-	-	-	-	\$8,100,000	\$8,100,000
Grants - State	-	-	-	-	-	\$450,000	\$450,000
Operating - Airport Operating Funds	-	-	-	-	-	\$450,000	\$450,000
	-	-	-	-	-	\$9,000,000	\$9,000,000

Bridges

2027 Total Funding
\$2,250,000
2027 New Borrowing
\$550,000
2027 City Funded
\$550,000



Funding Sources

Source	2027	2028	2029	2030	2031	Total
Borrowing	\$550,000	\$550,000	\$300,000	\$50,000	\$50,000	\$1,500,000
New Debt Issue	\$550,000	\$550,000	\$300,000	\$50,000	\$50,000	\$1,500,000
Grants & Other Intergovernmental	\$1,700,000	\$2,310,400	-	-	-	\$4,010,400
Federal	\$1,700,000	\$2,310,400	-	-	-	\$4,010,400
	\$2,250,000	\$2,860,400	\$300,000	\$50,000	\$50,000	\$5,510,400

Requests

Funding Source	Past	2027	2028	2029	2030	2031	Total
[26688]: Wagon Wheel Connector Trail							
<i>Planning & Development</i>							
Borrowing - New Debt Issue	-	\$500,000	\$500,000	-	-	-	\$1,000,000
Grants - Federal	-	\$1,700,000	\$2,310,400	-	-	-	\$4,010,400
	-	\$2,200,000	\$2,810,400	-	-	-	\$5,010,400
[26528]: Bridge Maintenance & Inspections							
<i>Engineering</i>							
Borrowing - New Debt Issue	-	\$50,000	\$50,000	\$50,000	\$50,000	\$50,000	\$250,000
	-	\$50,000	\$50,000	\$50,000	\$50,000	\$50,000	\$250,000
[26703]: Market Street Bridge Replacement							
<i>Engineering</i>							
Borrowing - New Debt Issue	-	-	-	\$250,000	-	-	\$250,000
	-	-	-	\$250,000	-	-	\$250,000

New Borrowing Requests

Request	2027	2028	2029	2030	2031	Total
Borrowing - New Debt Issue						
26761: Annual Traffic Signal Replacement Program	\$800,000	\$800,000	\$900,000	\$900,000	\$1,000,000	\$4,400,000
26562: City Hall Air Handler Replacement	\$750,000	\$200,000	-	-	-	\$950,000
26688: Wagon Wheel Connector Trail	\$500,000	\$500,000	-	-	-	\$1,000,000
26906: Housing Grant Fund	\$500,000	-	-	-	-	\$500,000
26944: Avon Street Greenway	\$500,000	-	-	-	-	\$500,000
26212: State St, from 15th to 17th	\$450,000	-	-	-	-	\$450,000
26268: Citywide Traffic Implementation: Interconnect & Synchronization	\$400,000	\$350,000	\$120,000	-	-	\$870,000
26949: Park Street N - 13th St S to 15th St S	\$400,000	-	-	-	-	\$400,000
26994: Memorial Pool	\$400,000	-	-	-	-	\$400,000
27056: Front/Cross - Winnebago to Cameron Ave (Rail Removal)	\$400,000	-	-	-	-	\$400,000
26595: 16th St S - Farnam St to Johnson St, Johnson - 15th to 16th	\$350,000	-	-	-	-	\$350,000
26869: East Avenue - Market St to Ferry St	\$300,000	-	-	-	-	\$300,000
26169: 21st St N - Campbell Rd to State St	\$250,000	-	-	-	-	\$250,000
26969: South Hall Renovation	\$225,000	\$180,000	-	-	-	\$405,000
26032: Floodplain Relief Program funding	\$200,000	-	-	\$400,000	-	\$600,000
26182: Monitor St - Rose St to Lang Dr (STP Urban)	\$200,000	-	-	-	-	\$200,000
26763: Annual Capital Pavement Maintenance Program	\$200,000	\$200,000	\$200,000	\$200,000	\$200,000	\$1,000,000
27107: Library Parking Lot	\$190,000	-	-	-	-	\$190,000
26762: Annual Sidewalk Infill Program	\$165,000	\$125,000	\$130,000	\$135,000	\$140,000	\$695,000
26913: Annual Miscellaneous Curb Gutter & Pavement Replacement	\$150,000	\$150,000	\$150,000	\$150,000	\$150,000	\$750,000
26915: Annual CIP Street Department Paving	\$150,000	\$150,000	\$150,000	\$150,000	\$150,000	\$750,000
26648: Annual Sidewalk & ADA Ramp Replacement Program	\$115,000	\$125,000	\$130,000	\$135,000	\$140,000	\$645,000
26901: Annual Capital Streetscape & Lighting Maintenance Program	\$115,000	\$120,000	\$125,000	\$130,000	\$135,000	\$625,000
26017: Municipal Service Center- New Buildings	\$100,000	\$500,000	-	-	-	\$600,000
26551: Marsh Hydrological Implementation	\$100,000	\$100,000	-	-	-	\$200,000
26561: City Hall Plumbing Repairs/Bathroom Remodel	\$100,000	-	-	\$100,000	-	\$200,000
27058: 8th Street N Storm Outfall	\$100,000	-	-	-	-	\$100,000
27101: Emergency Home Repairs	\$100,000	-	-	-	-	\$100,000
26036: STP-Urban City Replacement Sidewalk	\$75,000	-	-	-	-	\$75,000
26771: Citywide Tree Planting	\$60,000	\$60,000	\$60,000	\$60,000	-	\$240,000
26528: Bridge Maintenance & Inspections	\$50,000	\$50,000	\$50,000	\$50,000	\$50,000	\$250,000
26914: Annual Miscellaneous Alley Pavement Replacement	\$50,000	\$50,000	\$50,000	\$50,000	\$50,000	\$250,000
27080: 32nd St S & Fairchild St E - RRFB	\$50,000	-	-	-	-	\$50,000
26993: Riverside Flagpole Replacement	\$40,000	-	-	-	-	\$40,000
26431: 31st Street South - East Fairchild St. to State Rd	-	\$1,150,000	-	-	-	\$1,150,000
26823: 13th Place - Horton to Travis	-	\$600,000	-	-	-	\$600,000
26046: Creekside Place Slope Stabilization	-	\$500,000	-	-	-	\$500,000
27059: STH 16 (La Crosse St) - 7th to 11th (Constr)	-	\$200,000	-	-	-	\$200,000
26031: Ranger Drive Protected Bike Lanes	-	\$150,000	\$1,200,000	-	-	\$1,350,000
26179: Lincoln Avenue - 29th St. to 32nd St.	-	\$150,000	-	-	-	\$150,000
26776: Municipal Boat Harbor Gazebo	-	\$150,000	-	-	-	\$150,000
26565: Fiber, Wireless and other Telecommunications Infrastructure	-	\$70,000	-	\$70,000	-	\$140,000
27065: 2899 29th Ct S - BNSF Rail to 31st St S	-	\$50,000	-	-	-	\$50,000
26542: Interior Building Networking Cable Replacement	-	\$20,000	-	-	-	\$20,000
27066: STH 35 (West Ave/Lang Dr/George St) - Barlow to Cunningham (Constr)	-	-	\$1,500,000	\$3,300,000	-	\$4,800,000
26554: Northside Community Pool	-	-	\$1,000,000	-	-	\$1,000,000
26600: Green Bay St - Losey Blvd to BNSF RR	-	-	\$900,000	-	-	\$900,000
26593: Redfield Street - 21st Street South to Losey Boulevard	-	-	\$500,000	-	-	\$500,000
26745: Pedestrian Lighting - State St, from 7th St to West Ave	-	-	\$500,000	-	-	\$500,000
26680: 8th Street South - Hood Street to Johnson Street	-	-	\$450,000	-	-	\$450,000
26923: Willow Trail Resiliency	-	-	\$325,000	-	-	\$325,000
25046: 20th Street South - Denton St to Park Ave	-	-	\$300,000	-	-	\$300,000
26601: Green Bay St - 9th St S to 14th St S (STP Urban)	-	-	\$300,000	-	-	\$300,000
26649: Bliss Road Slope Stabilization	-	-	\$300,000	\$300,000	-	\$600,000
26703: Market Street Bridge Replacement	-	-	\$250,000	-	-	\$250,000
26959: Sidewalk Infill Bliss Rd from RR to Oak Trail	-	-	\$250,000	-	-	\$250,000
26560: Hass Park	-	-	\$200,000	-	-	\$200,000
27102: Arena Updates	-	-	\$70,000	\$500,000	-	\$570,000
26925: Midblock Crosswalk - Park Ave between 16th St & East Ave	-	-	\$60,000	-	-	\$60,000
27082: USH 14/61 + 53 (South Ave/3rd St/4th St/Copeland/Rose) - Green Bay St to Livingston St	-	-	-	\$2,500,000	\$3,000,000	\$5,500,000
26011: State St - 17th St to 21st St	-	-	-	\$900,000	-	\$900,000
26777: Green Island Ice Arena Roof	-	-	-	\$800,000	-	\$800,000
26798: Robinsdale Avenue - Mormon Coulee Rd to 27th St.	-	-	-	\$600,000	-	\$600,000
26951: Caledonia St - Monitor St to Gould St	-	-	-	\$600,000	-	\$600,000
26996: Houska Park Bathroom Restoration	-	-	-	\$500,000	-	\$500,000

Supplemental Information - New Borrowing Requests

Request	2027	2028	2029	2030	2031	Total
26667: Redfield Street - 16th Street to East Avenue	-	-	-	\$450,000	-	\$450,000
26859: 20th Street S - Redfield St. to Green Bay St.	-	-	-	\$300,000	-	\$300,000
27072: Sunrise Dr - Lincoln to Glendale & Calloway Ln - Losey to Sunrise	-	-	-	\$300,000	-	\$300,000
27087: 8th Street - Denton St to Hood St	-	-	-	\$300,000	-	\$300,000
26033: Signal Replacement at Mormon Coulee & Birch - HSIP	-	-	-	\$200,000	-	\$200,000
26016: Security Upgrades at MSC Grounds	-	-	-	\$125,000	-	\$125,000
27092: Myrick Park Center HVAC Replacement	-	-	-	\$125,000	-	\$125,000
26885: Palace Street - midblock RRFB east of Charles St	-	-	-	\$100,000	-	\$100,000
26931: Milson Ct Traffic Calming	-	-	-	\$100,000	-	\$100,000
26563: City Hall Windows, Air Seal Replacements	-	-	-	-	\$1,500,000	\$1,500,000
27086: State St - 21st to Losey Blvd	-	-	-	-	\$900,000	\$900,000
26021: Ward Ave - Losey Blvd to 28th St	-	-	-	-	\$800,000	\$800,000
26421: Livingston Street - Liberty St. to George St.	-	-	-	-	\$800,000	\$800,000
26671: Liberty Street - Clinton St to Sill St	-	-	-	-	\$800,000	\$800,000
27095: Robinsdale Ave - 27th to Eastern Terminus	-	-	-	-	\$700,000	\$700,000
26009: Kane St - St. Paul St to Logan St	-	-	-	-	\$600,000	\$600,000
27096: Caledonia St - Gould to Saint Andrew St	-	-	-	-	\$500,000	\$500,000
26988: Weigent Tennis Court Replacement	-	-	-	-	\$300,000	\$300,000
26027: East Ave Speed Tables - Losey Blvd to Shelby Rd	-	-	-	-	\$200,000	\$200,000
27075: 26th St S - Lincoln to Glendale	-	-	-	-	\$200,000	\$200,000
27094: Pedestrian lighting - Tyler St from 9th to 10th St S	-	-	-	-	\$200,000	\$200,000
26865: Freight Elevator Upgrade	-	-	-	-	\$185,000	\$185,000
26850: Trane Park Improvements	-	-	-	-	\$150,000	\$150,000
26564: City Hall Parking Lot	-	-	-	-	\$125,000	\$125,000
26700: Chad Erickson Lagoon Trail Stabilization	-	-	-	-	\$75,000	\$75,000
26698: Weigent Park Fence Replacement	-	-	-	-	\$50,000	\$50,000
27106: Yearly Technology Infrastructure Upgrades	-	-	-	-	\$50,000	\$50,000
26849: Wittenberg Dog Park	-	-	-	-	\$40,000	\$40,000
	\$8,535,000	\$6,700,000	\$10,170,000	\$14,530,000	\$13,190,000	\$53,125,000

TIF Funded Project Requests

Request	2027	2028	2029	2030	2031	Total
---------	------	------	------	------	------	-------

Figures only include TIF portion of project funding does not include total project cost.

Other - TIF Increment - 15

26982: Losey Blvd, Mormon Coulee Rd to Ward Ave - 3-Lane Conversion (HSIP)	\$400,000	-	-	-	-	\$400,000
26002: Acquisition & Demolition Grant Program Funding	\$100,000	-	-	-	-	\$100,000
26559: Glendale Park	\$100,000	-	-	-	-	\$100,000
26179: Lincoln Avenue - 29th St. to 32nd St.	-	\$400,000	-	-	-	\$400,000
	\$600,000	\$400,000	-	-	-	\$1,000,000

Other - TIF Increment - 16

26944: Avon Street Greenway	\$500,000	-	-	-	-	\$500,000
26002: Acquisition & Demolition Grant Program Funding	\$100,000	-	-	-	-	\$100,000
27097: Northside Facade Program	\$60,000	-	-	-	-	\$60,000
26966: Pedestrian Lighting - Island St from Charles to George and Charles from Island to Hagar	-	\$500,000	-	-	-	\$500,000
26174: Charles St - Island St to Hagar St	-	\$200,000	-	-	-	\$200,000
27104: Willow Trail Resiliency Study	-	\$75,000	-	-	-	\$75,000
26964: Pedestrian Lighting - St Andrew St from Caledonia to George	-	-	\$500,000	-	-	\$500,000
26433: Hagar Street - Avon St. to Liberty St.	-	-	\$250,000	-	-	\$250,000
	\$660,000	\$775,000	\$750,000	-	-	\$2,185,000

Other - TIF Increment - 17

26002: Acquisition & Demolition Grant Program Funding	\$100,000	-	-	-	-	\$100,000
26003: Downtown Facade Program	\$100,000	\$100,000	\$100,000	\$100,000	-	\$400,000
26030: 2nd Street Median Retrofit	-	\$500,000	-	-	-	\$500,000
26907: Pearl Street reconstruction	-	-	\$4,000,000	-	-	\$4,000,000
26946: King Street Greenway Extension 3rd St to 5th St	-	-	\$700,000	-	-	\$700,000
27093: King St Greenway Extension - 5th to 7th St	-	-	-	\$750,000	-	\$750,000
27099: Building Demolition	-	-	-	\$50,000	-	\$50,000
	\$200,000	\$600,000	\$4,800,000	\$900,000	-	\$6,500,000

Other - TIF Increment - 18

26853: River Point District Marina	\$3,500,000	-	-	-	-	\$3,500,000
27098: River Point District Park Plan	\$2,000,000	\$3,200,000	\$1,625,000	\$3,000,000	\$1,100,000	\$10,925,000
26002: Acquisition & Demolition Grant Program Funding	\$100,000	-	-	-	-	\$100,000
	\$5,600,000	\$3,200,000	\$1,625,000	\$3,000,000	\$1,100,000	\$14,525,000

Unfunded Requests

Request	Past Funded Amount	Unfunded Amount	Total Amount
Buildings & Grounds - City Hall			
26991: West Wing Construction	-	\$750,000	\$750,000
	-	\$750,000	\$750,000
Buildings & Grounds - La Crosse Center			
26866: Escalator Upgrade	-	\$900,000	\$900,000
27103: Riverside Carpet	-	\$200,000	\$200,000
27105: Skywalk Rooftop Handler Unit	-	\$50,000	\$50,000
	-	\$1,150,000	\$1,150,000
Flood Control, Harbors & Waterfront			
26725: Utility line to La Crosse Municipal Harbor	-	\$40,000	\$40,000
	-	\$40,000	\$40,000
Parks, Recreation & Forestry			
26989: Copeland Park Tennis Court Replacement	-	\$700,000	\$700,000
26990: Bluffview Tennis Court Replacement	-	\$325,000	\$325,000
26992: Municipal Harbor Campground	-	\$500,000	\$500,000
27090: Grandad Park Restroom Facility Roof Replacement	-	\$70,000	\$70,000
27091: Erickson Pool	-	\$150,000	\$150,000
	-	\$1,745,000	\$1,745,000
Planning & Community Development - Economic Development			
26656: Public Market	-	\$13,700,000	\$13,700,000
	-	\$13,700,000	\$13,700,000
Transportation & Utilities - Streets			
26874: Horton Street - East Ave to 19th St S	-	\$252,000	\$252,000
	-	\$252,000	\$252,000
	-	\$17,637,000	\$17,637,000