

LA CROSSE
WISCONSIN



**2025-2029
Capital Projects
Budget**

City Planning Commission Draft

Table of Contents

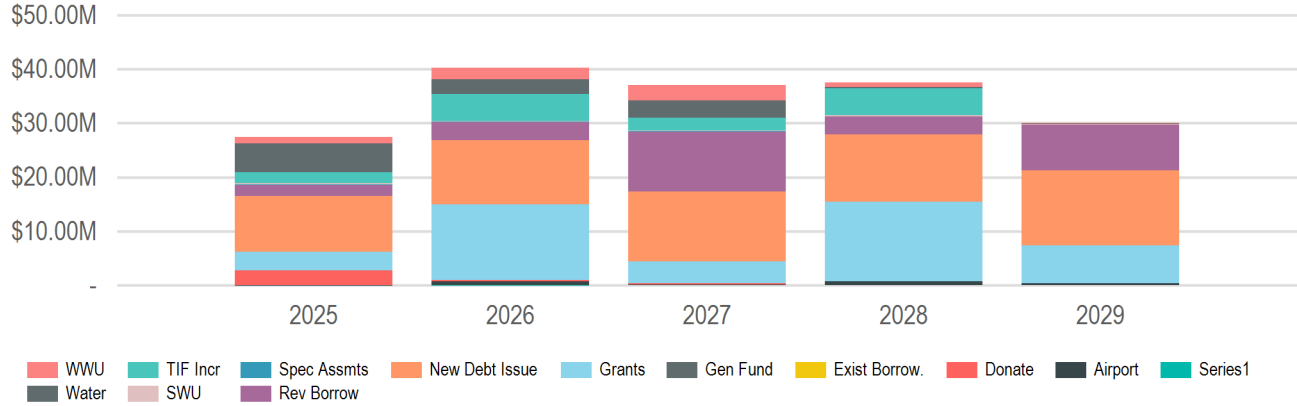
Summary	1
Funding Source	1
Expenditure Category	2
Buildings & Grounds	4
City Hall	5
La Crosse Center	6
Library	7
Municipal Service Center	8
Others	9
Flood Control, Harbors & Waterfront	10
Parks, Recreation & Forestry	11
Planning & Community Development	12
Economic Development	13
Housing	14
Neighborhoods	15
Public Safety	16
Transportation & Utilities	17
Alleys	18
Streets	19
Streetscaping & Lighting	24
Utilities	26
Airport	29
Bridges	31
Supplemental Information	32
New Borrowing Requests	32
TIF Funded Project Requests	35
Unfunded Requests	36

Totals by Funding Source

2025 Total Funding
\$27,451,566

2025 New Borrowing
\$12,391,497

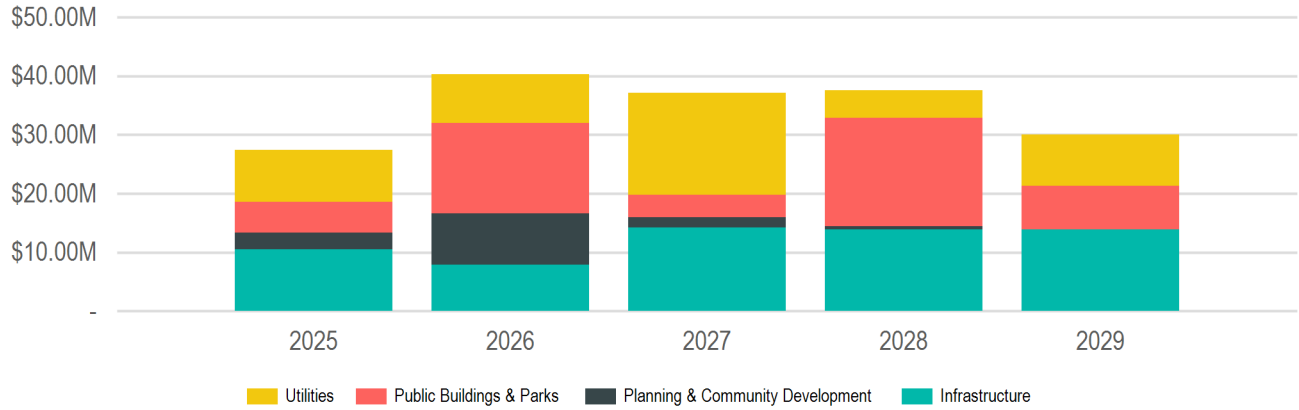
2025 City Funded
\$21,319,566



(In Thousands of Dollars)

Source	2025	2026	2027	2028	2029	Total
Borrowing	\$12,391,497	\$15,113,550	\$23,997,250	\$15,843,000	\$22,304,500	\$89,649,797
New Debt Issue	\$10,362,497	\$11,812,550	\$12,955,250	\$12,468,000	\$13,908,000	\$61,506,297
Revenue Bonds/Notes	\$2,029,000	\$3,301,000	\$11,042,000	\$3,375,000	\$8,396,500	\$28,143,500
Sanitary Sewer Utility	\$830,000	\$1,412,000	\$5,482,000	\$398,000	\$4,163,000	\$12,285,500
Storm Water Utility	\$839,000	\$1,792,000	\$2,322,000	\$2,694,500	\$2,042,500	\$9,690,000
Water Utility	\$360,000	\$97,000	\$3,238,000	\$282,500	\$2,191,000	\$6,168,500
Donations & Outside Funding	\$2,725,000	\$225,000	\$225,000	-	-	\$3,175,000
Donations	\$2,725,000	\$225,000	\$225,000	-	-	\$3,175,000
Grants & Other Intergovernmental	\$3,407,000	\$14,089,899	\$4,053,500	\$14,615,000	\$7,030,000	\$43,195,399
Federal	\$360,000	\$12,110,400	\$2,205,000	\$13,770,000	\$6,660,000	\$35,105,400
State	\$3,047,000	\$1,979,499	\$1,848,500	\$845,000	\$370,000	\$8,089,999
Operating Funds	\$6,880,500	\$5,705,000	\$6,417,500	\$2,135,000	\$670,000	\$21,808,000
Enterprise/Utility Funds	\$6,880,500	\$5,705,000	\$6,417,500	\$2,135,000	\$670,000	\$21,808,000
Airport Operating Funds	-	\$650,000	\$62,500	\$470,000	-	\$1,182,500
Passenger Facility Charges	\$20,000	-	\$60,000	\$315,000	\$370,000	\$765,000
Sanitary Sewer Utility Funds	\$1,175,000	\$2,160,000	\$2,900,000	\$900,000	\$100,000	\$7,235,000
Storm Water Utility Funds	\$275,000	\$150,000	\$150,000	\$250,000	\$100,000	\$925,000
Water Utility Funds	\$5,410,500	\$2,745,000	\$3,245,000	\$200,000	\$100,000	\$11,700,500
Special Funds	-	\$70,000	-	-	-	\$70,000
GREEN ISLAND LAND	-	\$70,000	-	-	-	\$70,000
Taxation	\$2,047,569	\$5,097,042	\$2,401,000	\$4,987,000	-	\$14,532,611
Special Assessments	\$120,000	\$120,000	\$120,000	-	-	\$360,000
TIF Increment	\$1,927,569	\$4,977,042	\$2,281,000	\$4,987,000	-	\$14,172,611
11 - Gateway Redevelopment	\$677,569	\$3,631,375	-	-	-	\$4,308,944
15 - Chart	\$350,000	\$624,667	\$250,000	-	-	\$1,224,667
16 - LIPCO/Trane Plant 6	\$400,000	\$221,000	\$531,000	-	-	\$1,152,000
17 - Lot C Downtown	-	-	\$1,000,000	\$4,500,000	-	\$5,500,000
18 - River Point District	\$500,000	\$500,000	\$500,000	\$487,000	-	\$1,987,000
New Borrowing Sub-Total	\$12,391,497	\$15,113,550	\$23,997,250	\$15,843,000	\$22,304,500	\$89,649,797
City Funded Sub-Total	\$21,319,566	\$25,985,592	\$32,815,750	\$22,965,000	\$22,974,500	\$126,060,408
Non-City Funded Sub-Total	\$6,132,000	\$14,314,899	\$4,278,500	\$14,615,000	\$7,030,000	\$46,370,399
	\$27,451,566	\$40,300,491	\$37,094,250	\$37,580,000	\$30,004,500	\$172,430,807

Totals by Expenditure Category



(In Thousands of Dollars)

Category	2025	2026	2027	2028	2029	Total
Infrastructure	\$10,462,897	\$7,848,167	\$14,156,000	\$13,880,000	\$13,908,000	\$60,255,064
Alleys	\$50,000	\$50,000	\$50,000	\$185,000	\$50,000	\$385,000
Bridges	\$1,077,500	\$1,527,500	\$30,000	\$30,000	\$32,500	\$2,697,500
Fiber & Telecommunications	\$95,000	\$95,000	\$95,000	\$95,000	-	\$380,000
Harbors, Docks and Waterways	-	\$50,000	-	\$50,000	-	\$100,000
Special Projects	\$150,000	-	-	-	-	\$150,000
Streets	\$8,870,397	\$5,195,667	\$13,151,000	\$12,300,000	\$10,184,500	\$49,701,564
<i>Bicycle and Pedestrian Improvements</i>	\$235,000	\$235,000	\$245,000	\$125,000	\$1,426,000	\$2,266,000
<i>Street Improvements</i>	\$350,000	\$350,000	\$400,000	\$786,000	\$450,000	\$2,336,000
<i>Total Street Reconstruction</i>	\$7,085,397	\$3,410,667	\$11,306,000	\$10,189,000	\$7,108,500	\$39,099,564
<i>Traffic Signals</i>	\$1,200,000	\$1,200,000	\$1,200,000	\$1,200,000	\$1,200,000	\$6,000,000
Streetscaping	\$220,000	\$930,000	\$830,000	\$1,220,000	\$3,641,000	\$6,841,000
<i>Street Lighting</i>	\$120,000	\$830,000	\$730,000	\$1,120,000	\$3,541,000	\$6,341,000
<i>Streetscaping</i>	\$100,000	\$100,000	\$100,000	\$100,000	\$100,000	\$500,000
Planning & Community Development	\$2,837,869	\$8,712,574	\$1,750,000	\$500,000	-	\$13,800,443
Economic Development	\$100,000	\$100,000	-	-	-	\$200,000
<i>Façade Renovation</i>	\$100,000	\$100,000	-	-	-	\$200,000
Housing Rehabilitation	\$250,000	\$250,000	\$250,000	-	-	\$750,000
Miscellaneous	\$1,312,869	\$6,062,574	-	-	-	\$7,375,443
Neighborhoods	\$1,175,000	\$2,300,000	\$1,500,000	\$500,000	-	\$5,475,000
Public Buildings & Parks	\$5,286,300	\$15,408,750	\$3,876,250	\$18,500,000	\$7,400,000	\$50,471,300
Airport	\$400,000	\$10,000,000	\$2,450,000	\$15,400,000	\$7,400,000	\$35,650,000
<i>Other Buildings</i>	-	\$450,000	\$30,000	\$650,000	\$2,400,000	\$3,530,000
<i>Runways and Taxiways</i>	\$400,000	\$8,550,000	\$1,620,000	\$14,750,000	\$5,000,000	\$30,320,000
<i>Terminal</i>	-	\$1,000,000	\$800,000	-	-	\$1,800,000
Parks	\$600,000	\$570,000	\$550,000	-	-	\$1,720,000
<i>General Improvements</i>	\$100,000	-	-	-	-	\$100,000
<i>Recreation Facilities</i>	\$500,000	\$500,000	\$500,000	-	-	\$1,500,000
<i>Sports Facilities</i>	-	\$70,000	-	-	-	\$70,000
<i>Trails</i>	-	-	\$50,000	-	-	\$50,000
Police & Fire Stations	\$750,000	\$930,000	-	-	-	\$1,680,000
<i>Fire Stations</i>	\$750,000	\$930,000	-	-	-	\$1,680,000
Public Buildings	\$3,536,300	\$3,908,750	\$876,250	\$3,100,000	-	\$11,421,300
<i>City Hall</i>	\$70,000	\$150,000	-	\$100,000	-	\$320,000
<i>La Crosse Center Facility</i>	\$335,000	\$758,750	\$876,250	-	-	\$1,970,000
<i>Library</i>	\$631,300	-	-	-	-	\$631,300
<i>Municipal Service Center</i>	-	\$3,000,000	-	\$3,000,000	-	\$6,000,000
<i>Other Buildings</i>	\$2,500,000	-	-	-	-	\$2,500,000

Summary - Expenditure Category

Category	2025	2026	2027	2028	2029	Total
Utilities	\$8,864,500	\$8,331,000	\$17,312,000	\$4,700,000	\$8,696,500	\$47,904,000
Sanitary Sewer/Wastewater	\$2,005,000	\$3,572,000	\$8,382,000	\$1,298,000	\$4,263,000	\$19,520,000
<i>Lift Stations</i>	\$600,000	\$1,410,000	\$100,000	\$300,000	-	\$2,410,000
<i>Sanitary Sewer Mains</i>	\$855,000	\$1,430,000	\$2,082,000	\$998,000	\$4,263,000	\$9,628,000
<i>Wastewater Treatment Plant</i>	\$550,000	\$732,000	\$6,200,000	-	-	\$7,482,000
Storm Sewer/Stormwater	\$1,114,000	\$1,942,000	\$2,472,000	\$2,944,500	\$2,142,500	\$10,615,000
<i>Lift Stations</i>	\$100,000	\$700,000	-	-	-	\$800,000
<i>Other</i>	\$50,000	\$50,000	\$100,000	\$150,000	-	\$350,000
<i>Storm Sewer Mains</i>	\$964,000	\$1,192,000	\$2,372,000	\$2,794,500	\$2,142,500	\$9,465,000
Water	\$5,745,500	\$2,817,000	\$6,458,000	\$457,500	\$2,291,000	\$17,769,000
<i>Watermains</i>	\$575,500	\$197,000	\$6,338,000	\$382,500	\$2,291,000	\$9,784,000
<i>Wells, Pumphouses and Reservoir</i>	\$5,170,000	\$2,620,000	\$120,000	\$75,000	-	\$7,985,000

Buildings & Grounds

2025 Total Funding

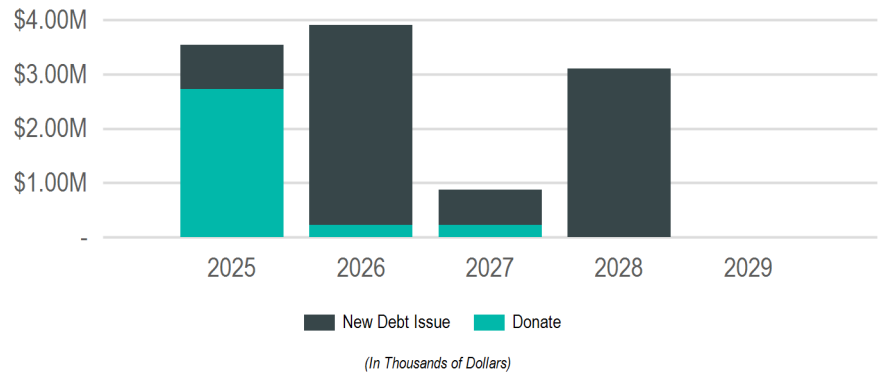
\$3,536,300

2025 New Borrowing

\$811,300

2025 City Funded

\$811,300



(In Thousands of Dollars)

Sub Groups

Sub Group	2025	2026	2027	2028	2029	Total
City Hall	\$70,000	\$150,000	-	\$100,000	-	\$320,000
La Crosse Center	\$335,000	\$758,750	\$876,250	-	-	\$1,970,000
Library	\$631,300	-	-	-	-	\$631,300
Municipal Service Center	-	\$3,000,000	-	\$3,000,000	-	\$6,000,000
Others	\$2,500,000	-	-	-	-	\$2,500,000
	\$3,536,300	\$3,908,750	\$876,250	\$3,100,000	-	\$11,421,300

Funding Sources

Source	2025	2026	2027	2028	2029	Total
Borrowing	\$811,300	\$3,683,750	\$651,250	\$3,100,000	-	\$8,246,300
New Debt Issue	\$811,300	\$3,683,750	\$651,250	\$3,100,000	-	\$8,246,300
Donations & Outside Funding	\$2,725,000	\$225,000	\$225,000	-	-	\$3,175,000
Donations	\$2,725,000	\$225,000	\$225,000	-	-	\$3,175,000
	\$3,536,300	\$3,908,750	\$876,250	\$3,100,000	-	\$11,421,300

City Hall

2025 Total Funding

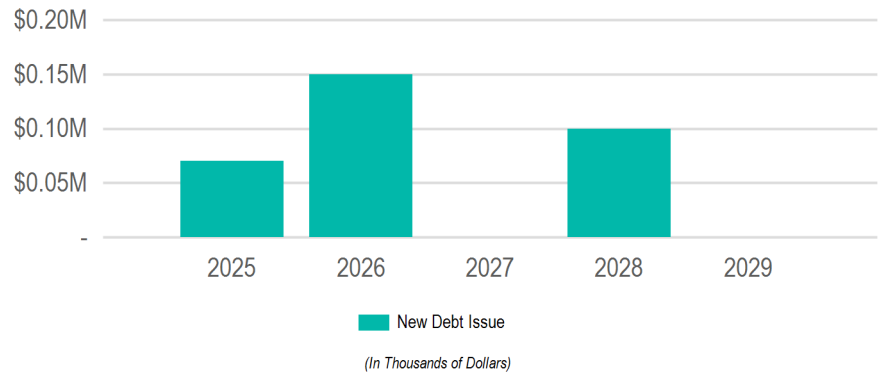
\$70,000

2025 New Borrowing

\$70,000

2025 City Funded

\$70,000



Funding Sources

Source	2025	2026	2027	2028	2029	Total
Borrowing	\$70,000	\$150,000	-	\$100,000	-	\$320,000
New Debt Issue	\$70,000	\$150,000	-	\$100,000	-	\$320,000
	\$70,000	\$150,000	-	\$100,000	-	\$320,000

Requests

Funding Source	Past	2025	2026	2027	2028	2029	Total
----------------	------	------	------	------	------	------	-------

[961]: New UPS and Mechanical Room on 5th Floor

Information Technology

Borrowing - New Debt Issue	-	\$70,000	-	-	-	-	\$70,000
	-	\$70,000	-	-	-	-	\$70,000

[561]: City Hall Plumbing Repairs/Bathroom Remodel

Grounds and Buildings

Borrowing - New Debt Issue	\$200,000	-	\$100,000	-	\$100,000	-	\$400,000
	\$200,000	-	\$100,000	-	\$100,000	-	\$400,000

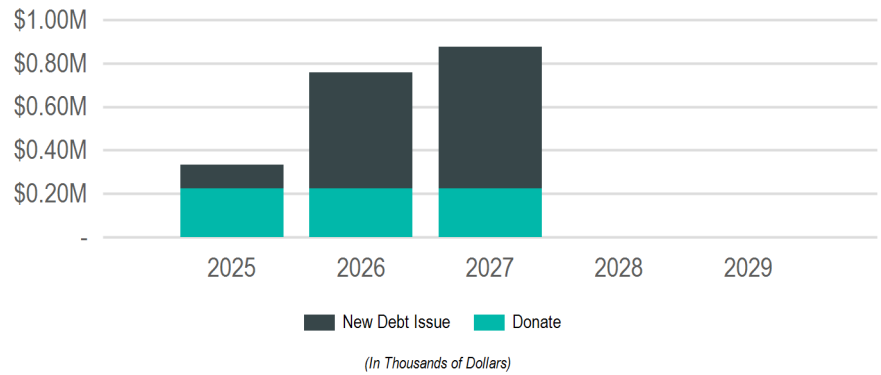
[542]: Interior Building Networking Cable Replacement

Information Technology

Borrowing - New Debt Issue	\$125,000	-	\$50,000	-	-	-	\$175,000
	\$125,000	-	\$50,000	-	-	-	\$175,000

La Crosse Center

2025 Total Funding
\$335,000
2025 New Borrowing
\$110,000
2025 City Funded
\$110,000



Funding Sources

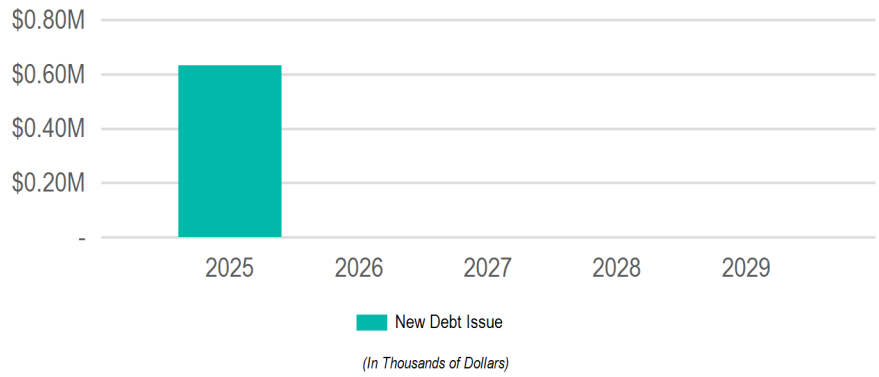
Source	2025	2026	2027	2028	2029	Total
Borrowing	\$110,000	\$533,750	\$651,250	-	-	\$1,295,000
New Debt Issue	\$110,000	\$533,750	\$651,250	-	-	\$1,295,000
Donations & Outside Funding	\$225,000	\$225,000	\$225,000	-	-	\$675,000
Donations	\$225,000	\$225,000	\$225,000	-	-	\$675,000
	\$335,000	\$758,750	\$876,250	-	-	\$1,970,000

Requests

Funding Source	Past	2025	2026	2027	2028	2029	Total
[969]: South Hall Renovation							
<i>La Crosse Center</i>							
Borrowing - New Debt Issue	-	\$110,000	\$533,750	\$651,250	-	-	\$1,295,000
Outside - Donations	-	\$225,000	\$225,000	\$225,000	-	-	\$675,000
	-	\$335,000	\$758,750	\$876,250	-	-	\$1,970,000

Library

2025 Total Funding
\$631,300
2025 New Borrowing
\$631,300
2025 City Funded
\$631,300



Funding Sources

Source	2025	2026	2027	2028	2029	Total
Borrowing	\$631,300	-	-	-	-	\$631,300
New Debt Issue	\$631,300	-	-	-	-	\$631,300
	\$631,300	-	-	-	-	\$631,300

Requests

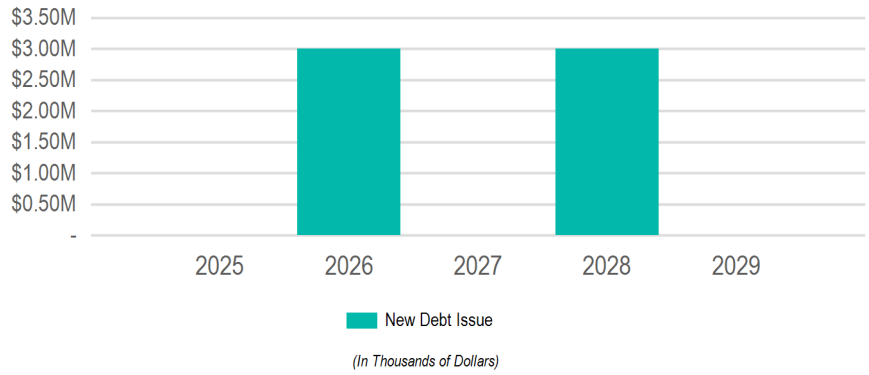
Funding Source	Past	2025	2026	2027	2028	2029	Total
----------------	------	------	------	------	------	------	-------

[926]: Main Library Air Handlers

Library							
Borrowing - New Debt Issue	-	\$631,300	-	-	-	-	\$631,300
	-	\$631,300	-	-	-	-	\$631,300

Municipal Service Center

2025 Total Funding
2025 New Borrowing
2025 City Funded



Funding Sources

Source	2025	2026	2027	2028	2029	Total
Borrowing	-	\$3,000,000	-	\$3,000,000	-	\$6,000,000
New Debt Issue	-	\$3,000,000	-	\$3,000,000	-	\$6,000,000
	-	\$3,000,000	-	\$3,000,000	-	\$6,000,000

Requests

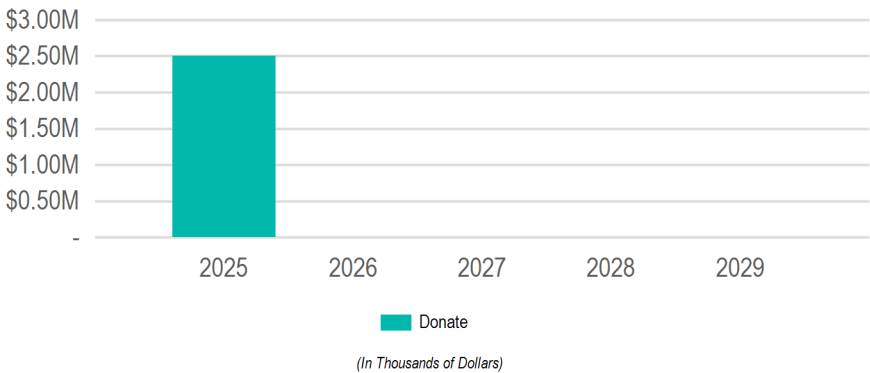
Funding Source	Past	2025	2026	2027	2028	2029	Total
----------------	------	------	------	------	------	------	-------

[825]: Municipal Services Center - Brine Tank Addition

<i>Streets</i>							
Funding Source	Past	2025	2026	2027	2028	2029	Total
Borrowing - New Debt Issue	\$50,000	-	\$3,000,000	-	\$3,000,000	-	\$6,050,000
	\$50,000	-	\$3,000,000	-	\$3,000,000	-	\$6,050,000

Others

2025 Total Funding
\$2,500,000
2025 New Borrowing
2025 City Funded



Funding Sources

Source	2025	2026	2027	2028	2029	Total
Donations & Outside Funding	\$2,500,000	-	-	-	-	\$2,500,000
Donations	\$2,500,000	-	-	-	-	\$2,500,000
	\$2,500,000	-	-	-	-	\$2,500,000

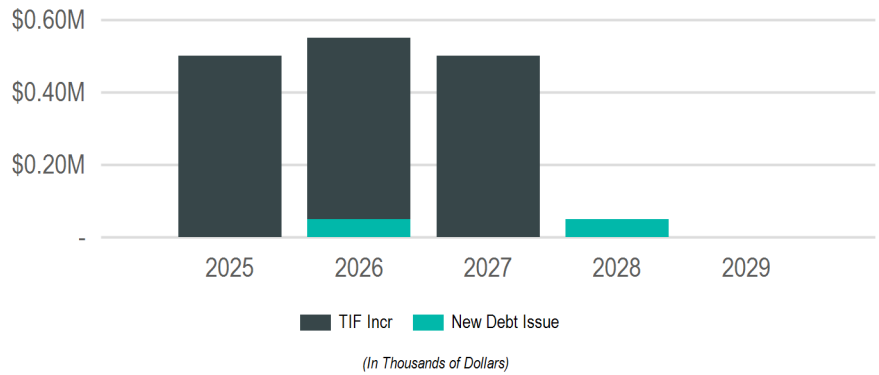
Requests

Funding Source	Past	2025	2026	2027	2028	2029	Total
----------------	------	------	------	------	------	------	-------

[922]: Black River Beach Neighborhood Addition							
<i>Parks, Recreation and Forestry</i>							
Outside - Donations	-	\$2,500,000	-	-	-	-	\$2,500,000
	-	\$2,500,000	-	-	-	-	\$2,500,000

Flood Control, Harbors & Waterfront

2025 Total Funding
\$500,000
2025 New Borrowing
2025 City Funded
\$500,000



Funding Sources

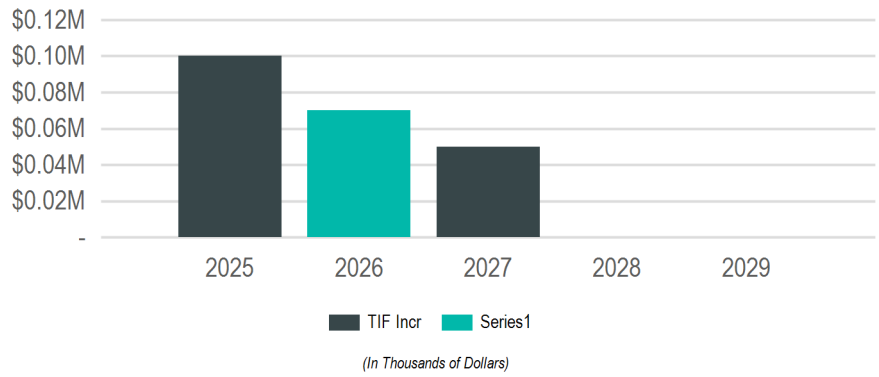
Source	2025	2026	2027	2028	2029	Total
Borrowing	-	\$50,000	-	\$50,000	-	\$100,000
New Debt Issue	-	\$50,000	-	\$50,000	-	\$100,000
Taxation	\$500,000	\$500,000	\$500,000	-	-	\$1,500,000
TIF Increment	\$500,000	\$500,000	\$500,000	-	-	\$1,500,000
	\$500,000	\$550,000	\$500,000	\$50,000	-	\$1,600,000

Requests

Funding Source	Past	2025	2026	2027	2028	2029	Total
[555]: River Point District Waterway Development Plan							
<i>Parks, Recreation and Forestry</i>							
Other - TIF Increment - 18	\$500,000	\$500,000	\$500,000	\$500,000	-	-	\$2,000,000
	\$500,000	\$500,000	\$500,000	\$500,000	-	-	\$2,000,000
[624]: Flood Levee Rehabilitation							
<i>Engineering</i>							
Borrowing - New Debt Issue	\$1,800,000	-	\$50,000	-	\$50,000	-	\$1,900,000
	\$1,800,000	-	\$50,000	-	\$50,000	-	\$1,900,000

Parks, Recreation & Forestry

2025 Total Funding
\$100,000
2025 New Borrowing
2025 City Funded
\$100,000



Funding Sources

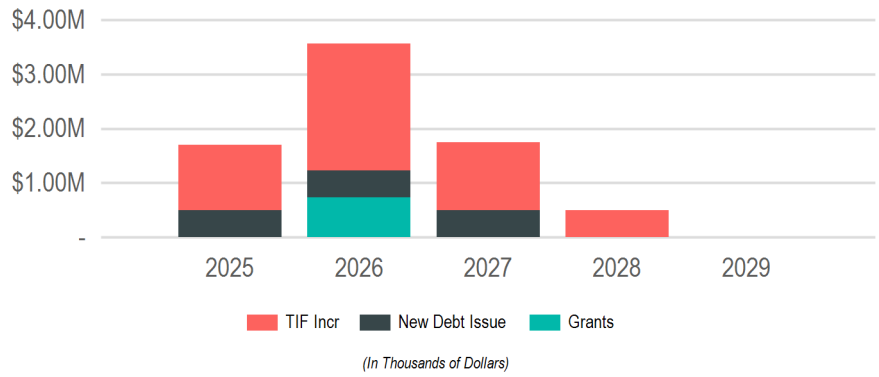
Source	2025	2026	2027	2028	2029	Total
Special Funds	-	\$70,000	-	-	-	\$70,000
GREEN ISLAND LAND	-	\$70,000	-	-	-	\$70,000
Taxation	\$100,000	-	\$50,000	-	-	\$150,000
TIF Increment	\$100,000	-	\$50,000	-	-	\$150,000
	\$100,000	\$70,000	\$50,000	-	-	\$220,000

Requests

Funding Source	Past	2025	2026	2027	2028	2029	Total
[716]: Coulee Park							
<i>Parks, Recreation and Forestry</i>							
Other - TIF Increment - 15	-	\$100,000	-	-	-	-	\$100,000
	-	\$100,000	-	-	-	-	\$100,000
[702]: Green Island Tennis Facility							
<i>Parks, Recreation and Forestry</i>							
Special - GREEN ISLAND LAND (Fund 240)	-	-	\$70,000	-	-	-	\$70,000
	-	-	\$70,000	-	-	-	\$70,000
[682]: Red Cloud Park Trail							
<i>Planning and Development</i>							
Other - TIF Increment - 16	-	-	-	\$50,000	-	-	\$50,000
	-	-	-	\$50,000	-	-	\$50,000

Planning & Community Development

2025 Total Funding
\$1,702,569
2025 New Borrowing
\$500,000
2025 City Funded
\$1,702,569



Sub Groups

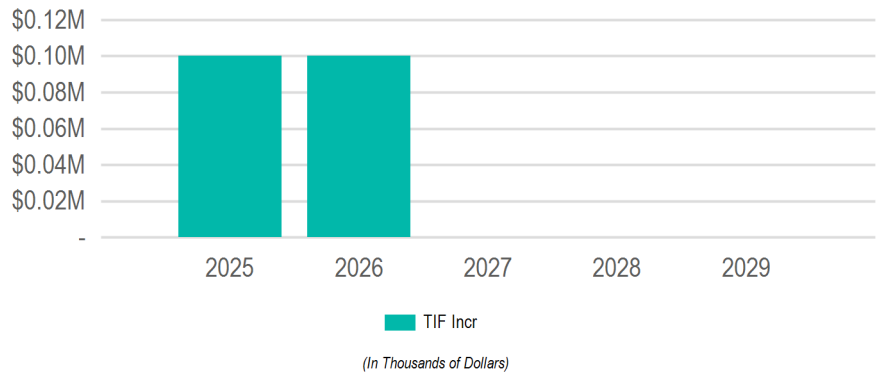
Sub Group	2025	2026	2027	2028	2029	Total
Economic Development	\$100,000	\$100,000	-	-	-	\$200,000
Housing	\$1,050,000	\$750,000	\$750,000	-	-	\$2,550,000
Neighborhoods	\$552,569	\$2,716,874	\$1,000,000	\$500,000	-	\$4,769,443
	\$1,702,569	\$3,566,874	\$1,750,000	\$500,000	-	\$7,519,443

Funding Sources

Source	2025	2026	2027	2028	2029	Total
Borrowing	\$500,000	\$500,000	\$500,000	-	-	\$1,500,000
New Debt Issue	\$500,000	\$500,000	\$500,000	-	-	\$1,500,000
Grants & Other Intergovernmental	-	\$729,499	-	-	-	\$729,499
State	-	\$729,499	-	-	-	\$729,499
Taxation	\$1,202,569	\$2,337,375	\$1,250,000	\$500,000	-	\$5,289,944
TIF Increment	\$1,202,569	\$2,337,375	\$1,250,000	\$500,000	-	\$5,289,944
	\$1,702,569	\$3,566,874	\$1,750,000	\$500,000	-	\$7,519,443

Economic Development

2025 Total Funding
\$100,000
2025 New Borrowing
2025 City Funded
\$100,000



Funding Sources

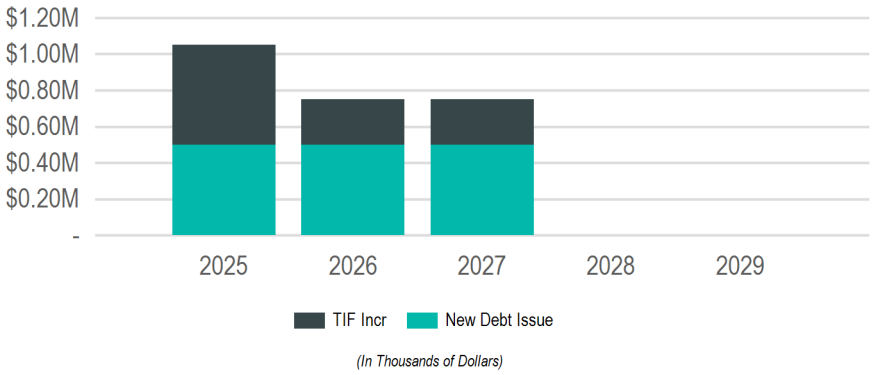
Source	2025	2026	2027	2028	2029	Total
Taxation	\$100,000	\$100,000	-	-	-	\$200,000
TIF Increment	\$100,000	\$100,000	-	-	-	\$200,000
	\$100,000	\$100,000	-	-	-	\$200,000

Requests

Funding Source	Past	2025	2026	2027	2028	2029	Total
[447]: Downtown Facade Renovation Program							
<i>Planning and Development</i>							
Other - TIF Increment - 11	\$300,000	\$100,000	\$100,000	-	-	-	\$500,000
	\$300,000	\$100,000	\$100,000	-	-	-	\$500,000

Housing

2025 Total Funding
\$1,050,000
2025 New Borrowing
\$500,000
2025 City Funded
\$1,050,000



Funding Sources

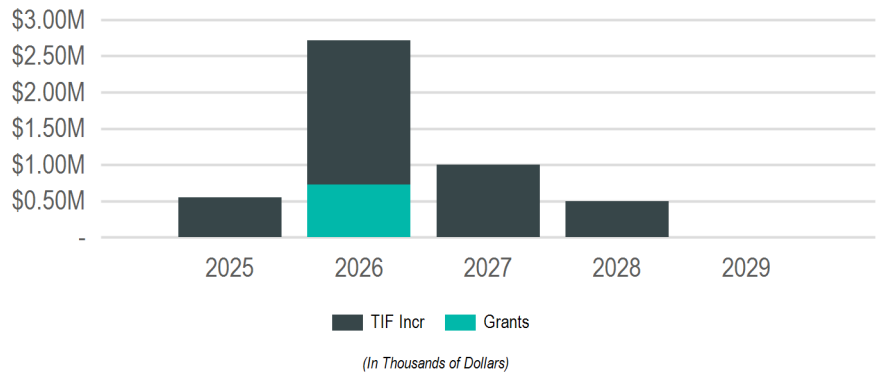
Source	2025	2026	2027	2028	2029	Total
Borrowing	\$500,000	\$500,000	\$500,000	-	-	\$1,500,000
New Debt Issue	\$500,000	\$500,000	\$500,000	-	-	\$1,500,000
Taxation	\$550,000	\$250,000	\$250,000	-	-	\$1,050,000
TIF Increment	\$550,000	\$250,000	\$250,000	-	-	\$1,050,000
	\$1,050,000	\$750,000	\$750,000	-	-	\$2,550,000

Requests

Funding Source	Past	2025	2026	2027	2028	2029	Total
[906]: Housing Grant Revolving Fund							
<i>Community Development and Housing; Planning and Development</i>							
Borrowing - New Debt Issue	\$500,000	\$500,000	\$500,000	\$500,000	-	-	\$2,000,000
	\$500,000	\$500,000	\$500,000	\$500,000	-	-	\$2,000,000
[895]: Charles St Affordable Housing							
<i>Planning and Development</i>							
Other - TIF Increment - 16	\$250,000	\$300,000	-	-	-	-	\$550,000
	\$250,000	\$300,000	-	-	-	-	\$550,000
[975]: Community Development Program Initiatives in TID 15							
<i>Planning and Development</i>							
Other - TIF Increment - 15	-	\$250,000	\$250,000	\$250,000	-	-	\$750,000
	-	\$250,000	\$250,000	\$250,000	-	-	\$750,000

Neighborhoods

2025 Total Funding
\$552,569
2025 New Borrowing
2025 City Funded
\$552,569



Funding Sources

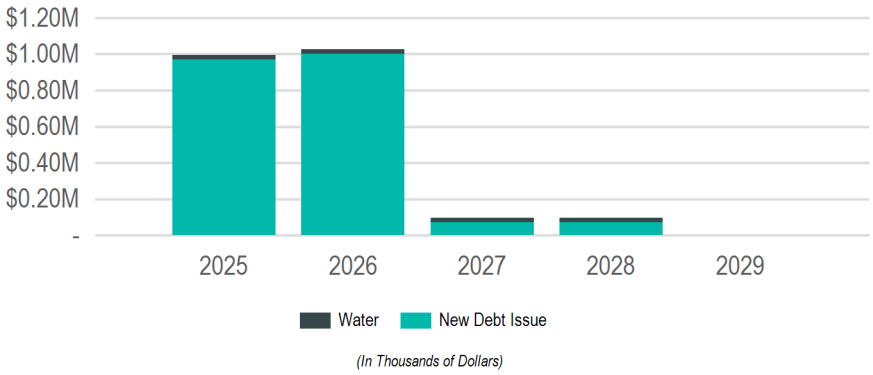
Source	2025	2026	2027	2028	2029	Total
Grants & Other Intergovernmental	-	\$729,499	-	-	-	\$729,499
State	-	\$729,499	-	-	-	\$729,499
Taxation	\$552,569	\$1,987,375	\$1,000,000	\$500,000	-	\$4,039,944
TIF Increment	\$552,569	\$1,987,375	\$1,000,000	\$500,000	-	\$4,039,944
	\$552,569	\$2,716,874	\$1,000,000	\$500,000	-	\$4,769,443

Requests

Funding Source	Past	2025	2026	2027	2028	2029	Total
[972]: Community Development Program Initiatives in TID 11							
<i>Planning and Development</i>							
Other - TIF Increment - 11	-	\$300,000	\$300,000	-	-	-	\$600,000
	-	\$300,000	\$300,000	-	-	-	\$600,000
[965]: ReNew the Block							
<i>Planning and Development</i>							
Other - TIF Increment - 16	-	\$100,000	-	-	-	-	\$100,000
	-	\$100,000	-	-	-	-	\$100,000
[946]: King Street Greenway Extension							
<i>Planning and Development</i>							
Grants - State	-	-	\$729,499	-	-	-	\$729,499
Other - TIF Increment - 11	-	\$77,569	\$187,375	-	-	-	\$264,944
	-	\$77,569	\$916,874	-	-	-	\$994,443
[896]: Pine Street Corridor							
<i>Planning and Development</i>							
Other - TIF Increment - 11	\$75,000	\$75,000	\$1,500,000	-	-	-	\$1,650,000
Other - TIF Increment - 17	-	-	-	\$1,000,000	\$500,000	-	\$1,500,000
	\$75,000	\$75,000	\$1,500,000	\$1,000,000	\$500,000	-	\$3,150,000

Public Safety

2025 Total Funding
\$995,000
2025 New Borrowing
\$970,000
2025 City Funded
\$995,000



Funding Sources

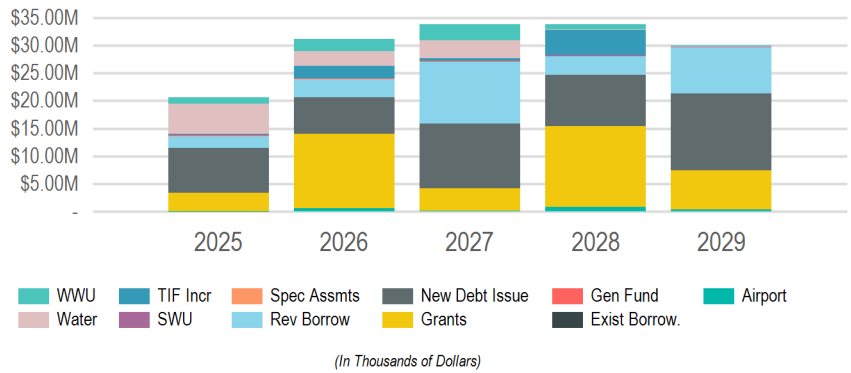
Source	2025	2026	2027	2028	2029	Total
Borrowing	\$970,000	\$1,000,000	\$70,000	\$70,000	-	\$2,110,000
New Debt Issue	\$970,000	\$1,000,000	\$70,000	\$70,000	-	\$2,110,000
Operating Funds	\$25,000	\$25,000	\$25,000	\$25,000	-	\$100,000
Enterprise/Utility Funds	\$25,000	\$25,000	\$25,000	\$25,000	-	\$100,000
	\$995,000	\$1,025,000	\$95,000	\$95,000	-	\$2,210,000

Requests

Funding Source	Past	2025	2026	2027	2028	2029	Total
[981]: Fire Station 3 Renovation							
<i>Fire</i>							
Borrowing - New Debt Issue	-	\$750,000	\$750,000	-	-	-	\$1,500,000
	-	\$750,000	\$750,000	-	-	-	\$1,500,000
[277]: ADA Transition Plan							
<i>Engineering</i>							
Borrowing - New Debt Issue	\$300,000	\$150,000	-	-	-	-	\$450,000
Other - Existing Bond Funds	\$50,000	-	-	-	-	-	\$50,000
	\$350,000	\$150,000	-	-	-	-	\$500,000
[565]: Fiber, Wireless and other Telecommunications Infrastructure							
<i>Information Technology; Police; Water Utility</i>							
Borrowing - New Debt Issue	\$280,000	\$70,000	\$70,000	\$70,000	\$70,000	-	\$560,000
Operating - Water Utility Funds	\$50,000	\$25,000	\$25,000	\$25,000	\$25,000	-	\$150,000
	\$330,000	\$95,000	\$95,000	\$95,000	\$95,000	-	\$710,000
[980]: Fire Department Search and Rescue Training Prop							
<i>Fire</i>							
Borrowing - New Debt Issue	-	-	\$180,000	-	-	-	\$180,000
	-	-	\$180,000	-	-	-	\$180,000

Transportation & Utilities

2025 Total Funding
\$20,617,697
2025 New Borrowing
\$10,110,197
2025 City Funded
\$17,210,697



Sub Groups

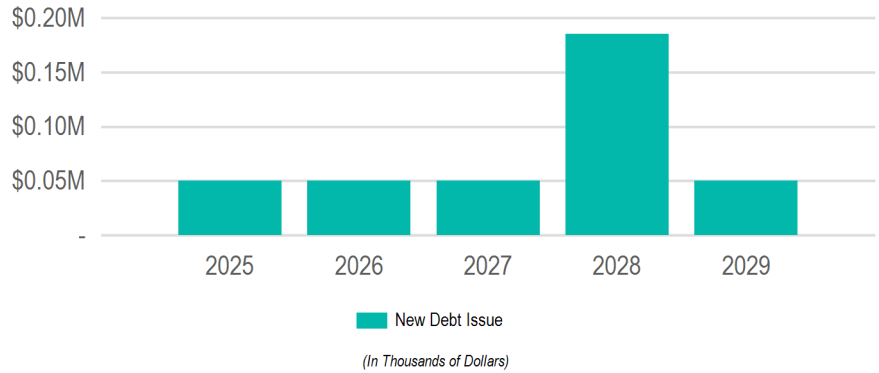
Sub Group	2025	2026	2027	2028	2029	Total
Alleys	\$50,000	\$50,000	\$50,000	\$185,000	\$50,000	\$385,000
Streets	\$10,304,897	\$6,979,667	\$20,448,000	\$11,550,000	\$13,645,000	\$62,927,564
Streetscaping & Lighting	\$580,000	\$1,165,000	\$1,075,000	\$5,345,000	\$5,067,000	\$13,232,000
Utilities	\$7,070,000	\$6,312,000	\$9,770,000	\$1,325,000	\$3,810,000	\$28,287,000
Airport	\$400,000	\$10,000,000	\$2,450,000	\$15,400,000	\$7,400,000	\$35,650,000
Bridges	\$2,212,800	\$6,673,200	\$30,000	\$30,000	\$32,500	\$8,978,500
	\$20,617,697	\$31,179,867	\$33,823,000	\$33,835,000	\$30,004,500	\$149,460,064

Funding Sources

Source	2025	2026	2027	2028	2029	Total
Borrowing	\$10,110,197	\$9,879,800	\$22,776,000	\$12,623,000	\$22,304,500	\$77,693,497
New Debt Issue	\$8,081,197	\$6,578,800	\$11,734,000	\$9,248,000	\$13,908,000	\$49,549,997
Revenue Bonds/Notes	\$2,029,000	\$3,301,000	\$11,042,000	\$3,375,000	\$8,396,500	\$28,143,500
Grants & Other Intergovernmental	\$3,407,000	\$13,360,400	\$4,053,500	\$14,615,000	\$7,030,000	\$42,465,900
Federal	\$360,000	\$12,110,400	\$2,205,000	\$13,770,000	\$6,660,000	\$35,105,400
State	\$3,047,000	\$1,250,000	\$1,848,500	\$845,000	\$370,000	\$7,360,500
Operating Funds	\$6,855,500	\$5,680,000	\$6,392,500	\$2,110,000	\$670,000	\$21,708,000
Enterprise/Utility Funds	\$6,855,500	\$5,680,000	\$6,392,500	\$2,110,000	\$670,000	\$21,708,000
Taxation	\$245,000	\$2,259,667	\$601,000	\$4,487,000	-	\$7,592,667
Special Assessments	\$120,000	\$120,000	\$120,000	-	-	\$360,000
TIF Increment	\$125,000	\$2,139,667	\$481,000	\$4,487,000	-	\$7,232,667
	\$20,617,697	\$31,179,867	\$33,823,000	\$33,835,000	\$30,004,500	\$149,460,064

Alleys

2025 Total Funding
\$50,000
2025 New Borrowing
\$50,000
2025 City Funded
\$50,000



Funding Sources

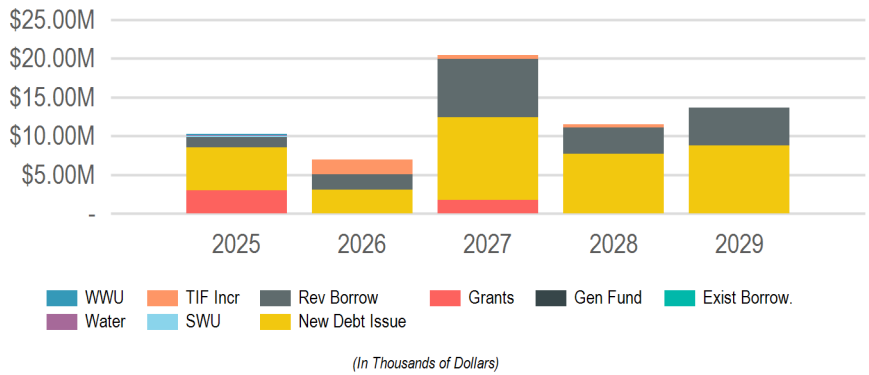
Source	2025	2026	2027	2028	2029	Total
Borrowing	\$50,000	\$50,000	\$50,000	\$185,000	\$50,000	\$385,000
New Debt Issue	\$50,000	\$50,000	\$50,000	\$185,000	\$50,000	\$385,000
	\$50,000	\$50,000	\$50,000	\$185,000	\$50,000	\$385,000

Requests

Funding Source	Past	2025	2026	2027	2028	2029	Total
[914]: Annual Miscellaneous Alley Pavement Replacement							
<i>Streets</i>							
Borrowing - New Debt Issue	\$50,000	\$50,000	\$50,000	\$50,000	\$50,000	\$50,000	\$300,000
	\$50,000	\$50,000	\$50,000	\$50,000	\$50,000	\$50,000	\$300,000
[891]: Olberg Ct - Alley Reconstruction							
<i>Engineering; Streets</i>							
Borrowing - New Debt Issue	-	-	-	-	\$135,000	-	\$135,000
	-	-	-	-	\$135,000	-	\$135,000

Streets

2025 Total Funding
\$10,304,897
2025 New Borrowing
\$6,862,397
2025 City Funded
\$7,277,897



Funding Sources

Source	2025	2026	2027	2028	2029	Total
Borrowing	\$6,862,397	\$5,090,000	\$18,241,000	\$11,063,000	\$13,645,000	\$54,901,397
New Debt Issue	\$5,483,397	\$3,071,000	\$10,699,000	\$7,688,000	\$8,758,500	\$35,699,897
Revenue Bonds/Notes	\$1,379,000	\$2,019,000	\$7,542,000	\$3,375,000	\$4,886,500	\$19,201,500
Grants & Other Intergovernmental	\$3,027,000	-	\$1,726,000	-	-	\$4,753,000
State	\$3,027,000	-	\$1,726,000	-	-	\$4,753,000
Operating Funds	\$415,500	-	-	-	-	\$415,500
Enterprise/Utility Funds	\$415,500	-	-	-	-	\$415,500
Taxation	-	\$1,889,667	\$481,000	\$487,000	-	\$2,857,667
TIF Increment	-	\$1,889,667	\$481,000	\$487,000	-	\$2,857,667
Total	\$10,304,897	\$6,979,667	\$20,448,000	\$11,550,000	\$13,645,000	\$62,927,564

Requests

Funding Source	Past	2025	2026	2027	2028	2029	Total
[594]: 6th Street South - State Street to Cass Street							
<i>Engineering; Sanitary Sewer Utility; Stormwater Utility; Streets; Water Utility</i>							
Borrowing - New Debt Issue	\$175,000	\$1,700,000	-	-	-	-	\$1,875,000
Grants - State	-	\$2,216,000	-	-	-	-	\$2,216,000
Operating - Sanitary Sewer Utility Funds	-	\$175,000	-	-	-	-	\$175,000
Operating - Storm Water Utility Funds	-	\$125,000	-	-	-	-	\$125,000
Operating - Water Utility Funds	-	\$115,500	-	-	-	-	\$115,500
Total	\$175,000	\$4,331,500	-	-	-	-	\$4,506,500
[598]: Green Bay St - 22nd St S to Losey Blvd (STP-Urban)							
<i>Engineering; Sanitary Sewer Utility; Stormwater Utility; Streets; Water Utility</i>							
Borrowing - New Debt Issue	\$160,000	\$875,000	-	-	-	-	\$1,035,000
Borrowing - Revenue Bonds/Notes: Sanitary Sewer Utility	-	\$15,000	-	-	-	-	\$15,000
Borrowing - Revenue Bonds/Notes: Storm Water Utility	-	\$625,000	-	-	-	-	\$625,000
Borrowing - Revenue Bonds/Notes: Water Utility	-	\$360,000	-	-	-	-	\$360,000
Grants - State	-	\$811,000	-	-	-	-	\$811,000
Total	\$160,000	\$2,686,000	-	-	-	-	\$2,846,000
[761]: Annual Traffic Signal Replacement Program							
<i>Engineering</i>							
Borrowing - New Debt Issue	\$2,000,000	\$1,000,000	\$1,100,000	\$1,100,000	\$1,200,000	\$1,200,000	\$7,600,000
Total	\$2,000,000	\$1,000,000	\$1,100,000	\$1,100,000	\$1,200,000	\$1,200,000	\$7,600,000
[786]: 31st Place South-Farnam St. to Green Bay St.							
<i>Engineering; Sanitary Sewer Utility; Streets</i>							
Borrowing - New Debt Issue	\$33,603	\$150,397	-	-	-	-	\$184,000
Borrowing - Revenue Bonds/Notes: Sanitary Sewer Utility	-	\$245,000	-	-	-	-	\$245,000
Total	\$33,603	\$395,397	-	-	-	-	\$429,000
[915]: Annual CIP Street Department Paving							
<i>Streets</i>							
Borrowing - New Debt Issue	\$350,000	\$350,000	\$350,000	\$350,000	\$350,000	\$350,000	\$2,100,000
Total	\$350,000	\$350,000	\$350,000	\$350,000	\$350,000	\$350,000	\$2,100,000
[880]: Sunset Lane - Sunnyslope Rd to Gillette St							
<i>Engineering; Streets</i>							
Borrowing - New Debt Issue	-	\$336,000	-	-	-	-	\$336,000
Total	-	\$336,000	-	-	-	-	\$336,000

Requests

Funding Source	Past	2025	2026	2027	2028	2029	Total
[881]: Vine Street - 14th St N to 16th St N							
<i>Engineering; Streets</i>							
Borrowing - New Debt Issue	-	\$291,000	-	-	-	-	\$291,000
	-	\$291,000	-	-	-	-	\$291,000
[268]: Citywide Traffic Implementation: Interconnect & Synchronization							
<i>Engineering</i>							
Borrowing - New Debt Issue	\$956,500	\$200,000	\$100,000	\$100,000	-	-	\$1,356,500
Grants - State	\$1,233,000	-	-	-	-	-	\$1,233,000
	\$2,189,500	\$200,000	\$100,000	\$100,000	-	-	\$2,589,500
[763]: Annual Capital Pavement Maintenance Program							
<i>Engineering; Streets</i>							
Borrowing - New Debt Issue	\$350,000	\$200,000	\$200,000	\$250,000	\$250,000	\$300,000	\$1,550,000
	\$350,000	\$200,000	\$200,000	\$250,000	\$250,000	\$300,000	\$1,550,000
[873]: Highland Street - Dead End W to 26th St S							
<i>Engineering; Sanitary Sewer Utility; Stormwater Utility; Streets</i>							
Borrowing - New Debt Issue	\$22,000	\$180,000	-	-	-	-	\$202,000
Operating - Sanitary Sewer Utility Funds	\$75,000	-	-	-	-	-	\$75,000
Operating - Storm Water Utility Funds	\$95,000	-	-	-	-	-	\$95,000
	\$192,000	\$180,000	-	-	-	-	\$372,000
[913]: Annual Miscellaneous Curb Gutter & Pavement Replacement							
<i>Streets</i>							
Borrowing - New Debt Issue	\$150,000	\$150,000	\$150,000	\$150,000	\$150,000	\$150,000	\$900,000
	\$150,000	\$150,000	\$150,000	\$150,000	\$150,000	\$150,000	\$900,000
[169]: 21st St N - Campbell Rd to State St							
<i>Engineering; Sanitary Sewer Utility; Stormwater Utility; Streets</i>							
Borrowing - New Debt Issue	-	\$36,000	-	-	-	-	\$36,000
Borrowing - Revenue Bonds/Notes: Storm Water Utility	-	\$109,000	-	-	-	-	\$109,000
	-	\$145,000	-	-	-	-	\$145,000
[430]: 28th Street South - Lincoln Ave. to Ward Ave.							
<i>Engineering; Sanitary Sewer Utility; Stormwater Utility; Streets</i>							
Borrowing - Revenue Bonds/Notes: Sanitary Sewer Utility	-	\$15,000	-	-	-	-	\$15,000
Borrowing - Revenue Bonds/Notes: Storm Water Utility	-	\$5,000	-	-	-	-	\$5,000
	-	\$20,000	-	-	-	-	\$20,000
[49]: 28th Street South - Main St. to Cass St.							
<i>Streets</i>							
Borrowing - New Debt Issue	-	\$15,000	-	-	-	-	\$15,000
	-	\$15,000	-	-	-	-	\$15,000
[425]: 7th Street South - Ferry St. to Market St.							
<i>Engineering; Streets</i>							
Borrowing - Revenue Bonds/Notes: Sanitary Sewer Utility	-	\$5,000	-	-	-	-	\$5,000
	-	\$5,000	-	-	-	-	\$5,000
[436]: Ferry Street - 11th St. to 15th St.							
<i>Engineering; Sanitary Sewer Utility; Stormwater Utility; Streets</i>							
Borrowing - Revenue Bonds/Notes: Sanitary Sewer Utility	-	-	\$320,000	-	-	-	\$320,000
Borrowing - Revenue Bonds/Notes: Storm Water Utility	-	-	\$625,000	-	-	-	\$625,000
Other - TIF Increment - 11	-	-	\$1,294,000	-	-	-	\$1,294,000
	-	-	\$2,239,000	-	-	-	\$2,239,000
[159]: 16th St N - Vine St to Main St							
<i>Engineering; Sanitary Sewer Utility; Stormwater Utility; Streets</i>							
Borrowing - New Debt Issue	-	-	\$325,000	-	-	-	\$325,000
Borrowing - Revenue Bonds/Notes: Sanitary Sewer Utility	-	-	\$145,000	-	-	-	\$145,000
Borrowing - Revenue Bonds/Notes: Storm Water Utility	-	-	\$250,000	-	-	-	\$250,000
	-	-	\$720,000	-	-	-	\$720,000
[179]: Lincoln Avenue - 29th St. to 32nd St.							
<i>Engineering; Sanitary Sewer Utility; Stormwater Utility; Streets</i>							
Borrowing - New Debt Issue	-	-	\$66,000	-	-	-	\$66,000
Borrowing - Revenue Bonds/Notes: Sanitary Sewer Utility	-	-	\$175,000	-	-	-	\$175,000
Borrowing - Revenue Bonds/Notes: Storm Water Utility	-	-	\$75,000	-	-	-	\$75,000
Other - TIF Increment - 15	-	-	\$374,667	-	-	-	\$374,667
	-	-	\$690,667	-	-	-	\$690,667
[798]: Robinsdale Avenue - Mormon Coulee Rd to 28th St.							
<i>Engineering; Stormwater Utility; Streets</i>							
Borrowing - New Debt Issue	-	-	\$582,000	-	-	-	\$582,000
Borrowing - Revenue Bonds/Notes: Storm Water Utility	-	-	\$50,000	-	-	-	\$50,000
	-	-	\$632,000	-	-	-	\$632,000

Requests

Funding Source	Past	2025	2026	2027	2028	2029	Total
[212]: State St - 16th St to 17th St							
<i>Sanitary Sewer Utility; Stormwater Utility; Streets; Water Utility</i>							
Borrowing - New Debt Issue	-	-	\$198,000	-	-	-	\$198,000
Borrowing - Revenue Bonds/Notes: Sanitary Sewer Utility	-	-	\$95,000	-	-	-	\$95,000
Borrowing - Revenue Bonds/Notes: Storm Water Utility	-	-	\$72,000	-	-	-	\$72,000
Borrowing - Revenue Bonds/Notes: Water Utility	-	-	\$97,000	-	-	-	\$97,000
	-	-	\$462,000	-	-	-	\$462,000
[433]: Hagar Street - Liberty St. to Avon St.							
<i>Engineering; Sanitary Sewer Utility; Stormwater Utility; Streets</i>							
Borrowing - Revenue Bonds/Notes: Sanitary Sewer Utility	-	-	\$95,000	-	-	-	\$95,000
Borrowing - Revenue Bonds/Notes: Storm Water Utility	-	-	\$20,000	-	-	-	\$20,000
Other - TIF Increment - 16	-	-	\$221,000	-	-	-	\$221,000
	-	-	\$336,000	-	-	-	\$336,000
[781]: Losey Boulevard - La Crosse St. to Main St.							
<i>Engineering; Sanitary Sewer Utility; Stormwater Utility; Streets; Water Utility</i>							
Borrowing - New Debt Issue	-	-	-	\$3,174,000	-	-	\$3,174,000
Borrowing - Revenue Bonds/Notes: Sanitary Sewer Utility	-	-	-	\$590,000	-	-	\$590,000
Borrowing - Revenue Bonds/Notes: Storm Water Utility	-	-	-	\$951,000	-	-	\$951,000
Borrowing - Revenue Bonds/Notes: Water Utility	-	-	-	\$2,300,000	-	-	\$2,300,000
	-	-	-	\$7,015,000	-	-	\$7,015,000
[182]: Monitor St - Rose St to Lang Dr							
<i>Engineering; Sanitary Sewer Utility; Stormwater Utility; Streets; Water Utility</i>							
Borrowing - New Debt Issue	\$310,000	-	-	\$950,000	-	-	\$1,260,000
Borrowing - Revenue Bonds/Notes: Sanitary Sewer Utility	-	-	-	\$415,000	-	-	\$415,000
Borrowing - Revenue Bonds/Notes: Storm Water Utility	-	-	-	\$494,000	-	-	\$494,000
Borrowing - Revenue Bonds/Notes: Water Utility	-	-	-	\$530,000	-	-	\$530,000
Grants - State	-	-	-	\$1,726,000	-	-	\$1,726,000
	\$310,000	-	-	\$4,115,000	-	-	\$4,425,000
[601]: Green Bay St - 9th St S to 14th St S							
<i>Engineering; Sanitary Sewer Utility; Stormwater Utility; Streets</i>							
Borrowing - New Debt Issue	-	-	-	\$2,137,000	-	-	\$2,137,000
Borrowing - Revenue Bonds/Notes: Sanitary Sewer Utility	-	-	-	\$330,000	-	-	\$330,000
Borrowing - Revenue Bonds/Notes: Storm Water Utility	-	-	-	\$155,000	-	-	\$155,000
	-	-	-	\$2,622,000	-	-	\$2,622,000
[435]: 15th Street - Cass St. to Ferry St.							
<i>Sanitary Sewer Utility; Stormwater Utility; Streets</i>							
Borrowing - New Debt Issue	-	-	-	\$1,320,000	-	-	\$1,320,000
Borrowing - Revenue Bonds/Notes: Sanitary Sewer Utility	-	-	-	\$167,000	-	-	\$167,000
Borrowing - Revenue Bonds/Notes: Storm Water Utility	-	-	-	\$312,000	-	-	\$312,000
	-	-	-	\$1,799,000	-	-	\$1,799,000
[160]: 17th Pl S - Cass St to Main St							
<i>Engineering; Sanitary Sewer Utility; Stormwater Utility; Streets; Water Utility</i>							
Borrowing - New Debt Issue	-	-	-	\$800,000	-	-	\$800,000
Borrowing - Revenue Bonds/Notes: Sanitary Sewer Utility	-	-	-	\$330,000	-	-	\$330,000
Borrowing - Revenue Bonds/Notes: Storm Water Utility	-	-	-	\$50,000	-	-	\$50,000
Borrowing - Revenue Bonds/Notes: Water Utility	-	-	-	\$408,000	-	-	\$408,000
	-	-	-	\$1,588,000	-	-	\$1,588,000
[174]: Charles St - Island St to Hagar St							
<i>Engineering; Sanitary Sewer Utility; Stormwater Utility; Streets</i>							
Borrowing - Revenue Bonds/Notes: Sanitary Sewer Utility	-	-	-	\$150,000	-	-	\$150,000
Borrowing - Revenue Bonds/Notes: Storm Water Utility	-	-	-	\$310,000	-	-	\$310,000
Other - TIF Increment - 16	-	-	-	\$481,000	-	-	\$481,000
	-	-	-	\$941,000	-	-	\$941,000
[213]: Birch Street - 29th St. to Dead End East							
<i>Engineering; Stormwater Utility; Streets</i>							
Borrowing - New Debt Issue	-	-	-	\$368,000	-	-	\$368,000
Borrowing - Revenue Bonds/Notes: Storm Water Utility	-	-	-	\$50,000	-	-	\$50,000
	-	-	-	\$418,000	-	-	\$418,000
[234]: Sims Place - Western Terminus to South Ave							
<i>Engineering; Stormwater Utility; Streets</i>							
Borrowing - New Debt Issue	-	-	-	\$800,000	-	-	\$800,000
Borrowing - Revenue Bonds/Notes: Storm Water Utility	-	-	-	\$1,000,000	-	-	\$1,000,000
	-	-	-	\$1,800,000	-	-	\$1,800,000

Requests

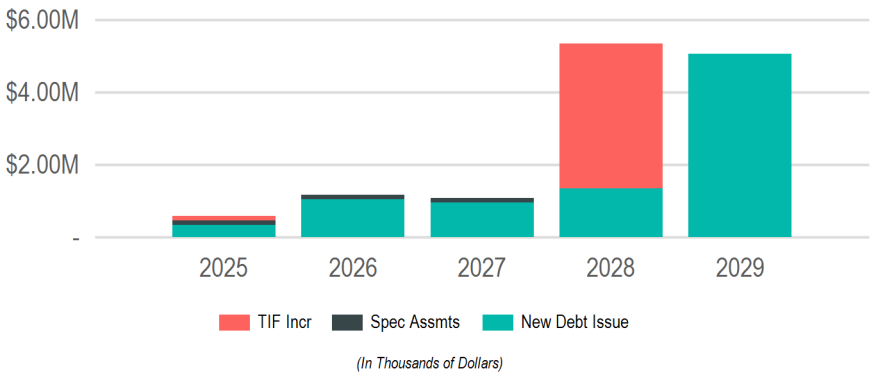
Funding Source	Past	2025	2026	2027	2028	2029	Total
[64]: Lauderdale Place - George St. to Lauderdale Ct.							
<i>Engineering</i>							
Borrowing - New Debt Issue	-	-	-	-	\$1,370,000	-	\$1,370,000
	-	-	-	-	\$1,370,000	-	\$1,370,000
[229]: Weston Street - East Ave. to 21st Pl. S							
<i>Engineering; Stormwater Utility; Streets</i>							
Borrowing - New Debt Issue	-	-	-	-	\$638,000	-	\$638,000
Borrowing - Revenue Bonds/Notes: Storm Water Utility	-	-	-	-	\$637,000	-	\$637,000
	-	-	-	-	\$1,275,000	-	\$1,275,000
[823]: 13th Place - Weston to Travis							
<i>Engineering; Sanitary Sewer Utility; Stormwater Utility; Streets</i>							
Borrowing - New Debt Issue	-	-	-	-	\$386,000	-	\$386,000
Borrowing - Revenue Bonds/Notes: Sanitary Sewer Utility	-	-	-	-	\$198,000	-	\$198,000
Borrowing - Revenue Bonds/Notes: Storm Water Utility	-	-	-	-	\$278,000	-	\$278,000
	-	-	-	-	\$862,000	-	\$862,000
[424]: Sunset Drive - Green Bay St. to State Rd.							
<i>Engineering; Sanitary Sewer Utility; Streets; Water Utility</i>							
Borrowing - New Debt Issue	-	-	-	-	\$606,000	-	\$606,000
Borrowing - Revenue Bonds/Notes: Sanitary Sewer Utility	-	-	-	-	\$50,000	-	\$50,000
Borrowing - Revenue Bonds/Notes: Water Utility	-	-	-	-	\$205,000	-	\$205,000
	-	-	-	-	\$861,000	-	\$861,000
[680]: 8th Street South - Johnson Street to Denton Street							
<i>Engineering; Sanitary Sewer Utility; Stormwater Utility; Streets; Water Utility</i>							
Borrowing - New Debt Issue	-	-	-	-	\$450,000	\$450,000	\$900,000
Borrowing - Revenue Bonds/Notes: Sanitary Sewer Utility	-	-	-	-	\$150,000	\$150,000	\$300,000
Borrowing - Revenue Bonds/Notes: Storm Water Utility	-	-	-	-	\$72,500	\$72,500	\$145,000
Borrowing - Revenue Bonds/Notes: Water Utility	-	-	-	-	\$77,500	\$77,500	\$155,000
Operating - Sanitary Sewer Utility Funds	\$16,000	-	-	-	-	-	\$16,000
Operating - Streets Operating Budget	\$7,410	-	-	-	-	-	\$7,410
	\$23,410	-	-	-	\$750,000	\$750,000	\$1,523,410
[233]: Cook Street - Miller to 7th St S							
<i>Engineering; Stormwater Utility; Streets</i>							
Borrowing - New Debt Issue	-	-	-	-	\$393,000	-	\$393,000
Borrowing - Revenue Bonds/Notes: Storm Water Utility	-	-	-	-	\$283,000	-	\$283,000
	-	-	-	-	\$676,000	-	\$676,000
[228]: Travis Street - East Ave. to 20th St. S							
<i>Engineering; Stormwater Utility; Streets</i>							
Borrowing - New Debt Issue	-	-	-	-	\$424,000	-	\$424,000
Borrowing - Revenue Bonds/Notes: Storm Water Utility	-	-	-	-	\$208,000	-	\$208,000
	-	-	-	-	\$632,000	-	\$632,000
[181]: Milwaukee St- Buchner Pl to Causeway Blvd							
<i>Engineering; Stormwater Utility; Streets</i>							
Other - TIF Increment - 18	-	-	-	-	\$487,000	-	\$487,000
	-	-	-	-	\$487,000	-	\$487,000
[230]: 7th St S - Cook St to Wollan Pl							
<i>Engineering; Stormwater Utility; Streets</i>							
Borrowing - New Debt Issue	-	-	-	-	\$253,000	-	\$253,000
Borrowing - Revenue Bonds/Notes: Storm Water Utility	-	-	-	-	\$216,000	-	\$216,000
	-	-	-	-	\$469,000	-	\$469,000
[232]: 20th Street South - Mormon Coulee Rd. to Dead End South							
<i>Streets</i>							
Borrowing - New Debt Issue	-	-	-	-	\$418,000	-	\$418,000
	-	-	-	-	\$418,000	-	\$418,000
[951]: Caledonia St - Monitor St to St Andrew St							
<i>Engineering; Sanitary Sewer Utility; Stormwater Utility; Streets; Water Utility</i>							
Borrowing - New Debt Issue	-	-	-	-	-	\$1,220,000	\$1,220,000
Borrowing - Revenue Bonds/Notes: Sanitary Sewer Utility	-	-	-	-	-	\$320,000	\$320,000
Borrowing - Revenue Bonds/Notes: Storm Water Utility	-	-	-	-	-	\$250,000	\$250,000
Borrowing - Revenue Bonds/Notes: Water Utility	-	-	-	-	-	\$350,000	\$350,000
	-	-	-	-	-	\$2,140,000	\$2,140,000

Requests

Funding Source	Past	2025	2026	2027	2028	2029	Total
[593]: Redfield Street - 21st Street South to Losey Boulevard							
<i>Engineering; Sanitary Sewer Utility; Stormwater Utility; Streets; Water Utility</i>							
Borrowing - New Debt Issue	-	-	-	-	-	\$596,000	\$596,000
Borrowing - Revenue Bonds/Notes: Sanitary Sewer Utility	-	-	-	-	-	\$235,000	\$235,000
Borrowing - Revenue Bonds/Notes: Storm Water Utility	-	-	-	-	-	\$50,000	\$50,000
Borrowing - Revenue Bonds/Notes: Water Utility	-	-	-	-	-	\$848,000	\$848,000
	-	-	-	-	-	\$1,729,000	\$1,729,000
[600]: Green Bay St - Losey Blvd to BNSF RR							
<i>Engineering; Stormwater Utility; Streets</i>							
Borrowing - New Debt Issue	-	-	-	-	-	\$1,087,000	\$1,087,000
Borrowing - Revenue Bonds/Notes: Sanitary Sewer Utility	-	-	-	-	-	\$125,000	\$125,000
Borrowing - Revenue Bonds/Notes: Storm Water Utility	-	-	-	-	-	\$445,000	\$445,000
	-	-	-	-	-	\$1,657,000	\$1,657,000
[670]: 10th Street North - Pine Street to Main Street							
<i>Engineering; Sanitary Sewer Utility; Stormwater Utility; Streets</i>							
Borrowing - New Debt Issue	-	-	-	-	-	\$720,000	\$720,000
Borrowing - Revenue Bonds/Notes: Sanitary Sewer Utility	-	-	-	-	-	\$410,000	\$410,000
Borrowing - Revenue Bonds/Notes: Storm Water Utility	-	-	-	-	-	\$435,000	\$435,000
	-	-	-	-	-	\$1,565,000	\$1,565,000
[431]: 31st Street South - State Rd. to East Fairchild St.							
<i>Engineering; Sanitary Sewer Utility; Streets</i>							
Borrowing - New Debt Issue	-	-	-	-	-	\$945,000	\$945,000
Borrowing - Revenue Bonds/Notes: Sanitary Sewer Utility	-	-	-	-	-	\$220,000	\$220,000
Borrowing - Revenue Bonds/Notes: Storm Water Utility	-	-	-	-	-	\$115,000	\$115,000
	-	-	-	-	-	\$1,280,000	\$1,280,000
[162]: 17th Street South - Chase St. to South Ave.							
<i>Engineering; Sanitary Sewer Utility; Stormwater Utility; Streets</i>							
Borrowing - New Debt Issue	-	-	-	-	-	\$520,500	\$520,500
Borrowing - Revenue Bonds/Notes: Sanitary Sewer Utility	-	-	-	-	-	\$158,000	\$158,000
Borrowing - Revenue Bonds/Notes: Storm Water Utility	-	-	-	-	-	\$50,000	\$50,000
	-	-	-	-	-	\$728,500	\$728,500
[673]: Hood Street - Joseph Houska Drive to Niedbalski Bridge							
<i>Engineering; Streets</i>							
Borrowing - New Debt Issue	-	-	-	-	-	\$536,000	\$536,000
	-	-	-	-	-	\$536,000	\$536,000
[222]: 21st Pl S - Townsend St to Bennett St							
<i>Engineering; Stormwater Utility; Streets</i>							
Borrowing - New Debt Issue	-	-	-	-	-	\$190,000	\$190,000
Borrowing - Revenue Bonds/Notes: Storm Water Utility	-	-	-	-	-	\$330,000	\$330,000
	-	-	-	-	-	\$520,000	\$520,000
[949]: Park Street N - 13th St S to 15th St S							
<i>Engineering; Sanitary Sewer Utility; Streets; Water Utility</i>							
Borrowing - New Debt Issue	-	-	-	-	-	\$310,000	\$310,000
Borrowing - Revenue Bonds/Notes: Sanitary Sewer Utility	-	-	-	-	-	\$65,000	\$65,000
Borrowing - Revenue Bonds/Notes: Water Utility	-	-	-	-	-	\$120,500	\$120,500
	-	-	-	-	-	\$495,500	\$495,500
[945]: 30th Street South - Dead End N to Glendale Ave							
<i>Engineering; Streets</i>							
Borrowing - New Debt Issue	-	-	-	-	-	\$119,000	\$119,000
Borrowing - Revenue Bonds/Notes: Sanitary Sewer Utility	-	-	-	-	-	\$60,000	\$60,000
	-	-	-	-	-	\$179,000	\$179,000
[931]: Milson Ct Traffic Calming							
<i>Engineering</i>							
Borrowing - New Debt Issue	-	-	-	-	-	\$65,000	\$65,000
	-	-	-	-	-	\$65,000	\$65,000

Streetscaping & Lighting

2025 Total Funding
\$580,000
2025 New Borrowing
\$335,000
2025 City Funded
\$580,000



Funding Sources

Source	2025	2026	2027	2028	2029	Total
Borrowing	\$335,000	\$1,045,000	\$955,000	\$1,345,000	\$5,067,000	\$8,747,000
New Debt Issue	\$335,000	\$1,045,000	\$955,000	\$1,345,000	\$5,067,000	\$8,747,000
Taxation	\$245,000	\$120,000	\$120,000	\$4,000,000	-	\$4,485,000
Special Assessments	\$120,000	\$120,000	\$120,000	-	-	\$360,000
TIF Increment	\$125,000	-	-	\$4,000,000	-	\$4,125,000
	\$580,000	\$1,165,000	\$1,075,000	\$5,345,000	\$5,067,000	\$13,232,000

Requests

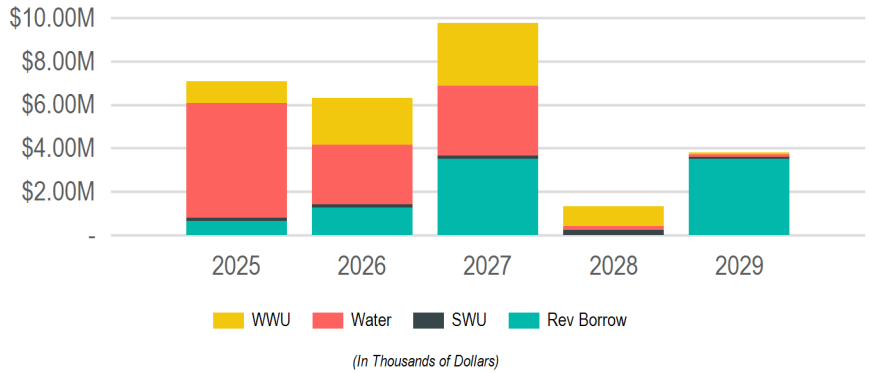
Funding Source	Past	2025	2026	2027	2028	2029	Total
[907]: Pearl Street reconstruction							
<i>Engineering; Planning and Development</i>							
Other - TIF Increment - 11	-	\$125,000	-	-	-	-	\$125,000
Other - TIF Increment - 17	-	-	-	-	\$4,000,000	-	\$4,000,000
	-	\$125,000	-	-	\$4,000,000	-	\$4,125,000
[647]: Sidewalk Snow Removal - City Wide							
<i>Engineering</i>							
Other - Special Assessments	\$440,000	\$120,000	\$120,000	\$120,000	-	-	\$800,000
	\$440,000	\$120,000	\$120,000	\$120,000	-	-	\$800,000
[762]: Annual Sidewalk Infill Program							
<i>Engineering</i>							
Borrowing - New Debt Issue	\$215,000	\$115,000	\$115,000	\$125,000	\$125,000	\$135,000	\$830,000
	\$215,000	\$115,000	\$115,000	\$125,000	\$125,000	\$135,000	\$830,000
[648]: Annual Sidewalk & ADA Ramp Replacement Program							
<i>Engineering</i>							
Borrowing - New Debt Issue	\$400,000	\$100,000	\$100,000	\$100,000	\$100,000	\$100,000	\$900,000
	\$400,000	\$100,000	\$100,000	\$100,000	\$100,000	\$100,000	\$900,000
[901]: Annual Capital Streetscape & Lighting Maintenance Program							
<i>Engineering; Streets</i>							
Borrowing - New Debt Issue	\$100,000	\$100,000	\$110,000	\$110,000	\$120,000	\$120,000	\$660,000
	\$100,000	\$100,000	\$110,000	\$110,000	\$120,000	\$120,000	\$660,000
[626]: LED Street Light Upgrades							
<i>Engineering</i>							
Borrowing - New Debt Issue	\$80,000	\$20,000	\$20,000	\$20,000	-	-	\$140,000
	\$80,000	\$20,000	\$20,000	\$20,000	-	-	\$140,000
[827]: Pedestrian Lighting - Green Bay St, from South Ave to Losey Blvd							
<i>Engineering</i>							
Borrowing - New Debt Issue	-	-	\$700,000	\$600,000	-	-	\$1,300,000
	-	-	\$700,000	\$600,000	-	-	\$1,300,000
[831]: Pedestrian Lighting - Main St, 7th St to West Avenue							
<i>Engineering</i>							
Borrowing - New Debt Issue	-	-	-	-	\$500,000	-	\$500,000
	-	-	-	-	\$500,000	-	\$500,000
[846]: Pedestrian Lighting - Clinton St from Avon St to George St							
<i>Engineering</i>							
Borrowing - New Debt Issue	-	-	-	-	\$500,000	-	\$500,000
	-	-	-	-	\$500,000	-	\$500,000

Requests

Funding Source	Past	2025	2026	2027	2028	2029	Total
[938]: Pedestrian Lighting - Jackson St, from 3rd to West Ave							
<i>Engineering</i>							
Borrowing - New Debt Issue	-	-	-	-	-	\$950,000	\$950,000
	-	-	-	-	-	\$950,000	\$950,000
[939]: Pedestrian Lighting - 8th Street S, from Market to Denton							
<i>Engineering</i>							
Borrowing - New Debt Issue	-	-	-	-	-	\$877,000	\$877,000
	-	-	-	-	-	\$877,000	\$877,000
[745]: Pedestrian Lighting - State St, from 7th St to West Ave							
<i>Engineering</i>							
Borrowing - New Debt Issue	-	-	-	-	-	\$475,000	\$475,000
	-	-	-	-	-	\$475,000	\$475,000
[964]: Pedestrian Lighting - St Andrew St from Caledonia to George							
<i>Engineering</i>							
Borrowing - New Debt Issue	-	-	-	-	-	\$444,000	\$444,000
	-	-	-	-	-	\$444,000	\$444,000
[936]: Sidewalk Infill west side of 29th St from Cass St to Cliffwood Ln							
<i>Engineering</i>							
Borrowing - New Debt Issue	-	-	-	-	-	\$406,000	\$406,000
	-	-	-	-	-	\$406,000	\$406,000
[832]: Pedestrian Lighting - 8th & 9th Streets, from Cameron Ave to Market St							
<i>Engineering</i>							
Borrowing - New Debt Issue	-	-	-	-	-	\$400,000	\$400,000
	-	-	-	-	-	\$400,000	\$400,000
[937]: Sidewalk infill Farnam St from 28th St S to Cliffwood Ln							
<i>Engineering</i>							
Borrowing - New Debt Issue	-	-	-	-	-	\$301,000	\$301,000
	-	-	-	-	-	\$301,000	\$301,000
[824]: Airport Road - Streetlighting, terminal to Lakeshore Dr							
<i>Engineering</i>							
Borrowing - New Debt Issue	-	-	-	-	-	\$275,000	\$275,000
	-	-	-	-	-	\$275,000	\$275,000
[959]: Sidewalk Infill Bliss Rd from RR to Oak Trail							
<i>Engineering</i>							
Borrowing - New Debt Issue	-	-	-	-	-	\$244,000	\$244,000
	-	-	-	-	-	\$244,000	\$244,000
[934]: Ranger Drive - midblock RRFB at Wood & Sill							
<i>Engineering</i>							
Borrowing - New Debt Issue	-	-	-	-	-	\$120,000	\$120,000
	-	-	-	-	-	\$120,000	\$120,000
[924]: Sidewalk Infill East side HWY 14/61/35 - 33rd Street to Zion Dr							
<i>Engineering</i>							
Borrowing - New Debt Issue	-	-	-	-	-	\$90,000	\$90,000
	-	-	-	-	-	\$90,000	\$90,000
[935]: 7th Street S - RRFB at Tyler St							
<i>Engineering</i>							
Borrowing - New Debt Issue	-	-	-	-	-	\$55,000	\$55,000
	-	-	-	-	-	\$55,000	\$55,000
[930]: Campbell Rd - midblock RRFB at Emersen Elementary							
<i>Engineering</i>							
Borrowing - New Debt Issue	-	-	-	-	-	\$45,000	\$45,000
	-	-	-	-	-	\$45,000	\$45,000
[925]: Midblock Crosswalk - 1600 block Park Ave							
<i>Engineering</i>							
Borrowing - New Debt Issue	-	-	-	-	-	\$30,000	\$30,000
	-	-	-	-	-	\$30,000	\$30,000

Utilities

2025 Total Funding
\$7,070,000
2025 New Borrowing
\$650,000
2025 City Funded
\$7,070,000



Funding Sources

Source	2025	2026	2027	2028	2029	Total
Borrowing	\$650,000	\$1,282,000	\$3,500,000	-	\$3,510,000	\$8,942,000
Revenue Bonds/Notes	\$650,000	\$1,282,000	\$3,500,000	-	\$3,510,000	\$8,942,000
Operating Funds	\$6,420,000	\$5,030,000	\$6,270,000	\$1,325,000	\$300,000	\$19,345,000
Enterprise/Utility Funds	\$6,420,000	\$5,030,000	\$6,270,000	\$1,325,000	\$300,000	\$19,345,000
	\$7,070,000	\$6,312,000	\$9,770,000	\$1,325,000	\$3,810,000	\$28,287,000

Requests

Funding Source	Past	2025	2026	2027	2028	2029	Total
[500]: Myrick Pump Station Improvements							
<i>Water Utility</i>							
Operating - Water Utility Funds	\$5,500,000	\$5,000,000	\$2,000,000	-	-	-	\$12,500,000
	\$5,500,000	\$5,000,000	\$2,000,000	-	-	-	\$12,500,000
[611]: Rehabilitation of the Green Island Sanitary Lift Station							
<i>Sanitary Sewer Utility</i>							
Operating - Sanitary Sewer Utility Funds	\$50,000	\$600,000	-	-	-	-	\$650,000
	\$50,000	\$600,000	-	-	-	-	\$650,000
[808]: Ultra Violet Treatment System Replacement at Wastewater Treatment Plant							
<i>Sanitary Sewer Utility</i>							
Borrowing - Revenue Bonds/Notes: Sanitary Sewer Utility	\$500,000	\$500,000	-	\$2,500,000	-	-	\$3,500,000
Operating - Sanitary Sewer Utility Funds	-	-	-	\$2,500,000	-	-	\$2,500,000
	\$500,000	\$500,000	-	\$5,000,000	-	-	\$6,000,000
[886]: Force Main Locating & Condition Assessment							
<i>Sanitary Sewer Utility</i>							
Operating - Sanitary Sewer Utility Funds	-	\$300,000	-	-	-	-	\$300,000
	-	\$300,000	-	-	-	-	\$300,000
[492]: Well House Furnace Replacements							
<i>Water Utility</i>							
Operating - Water Utility Funds	\$455,000	\$120,000	\$120,000	\$120,000	-	-	\$815,000
	\$455,000	\$120,000	\$120,000	\$120,000	-	-	\$815,000
[578]: Storm Water Utility Casting and Catch Basin Replacement Funds							
<i>Engineering; Stormwater Utility</i>							
Operating - Storm Water Utility Funds	\$400,000	\$100,000	\$100,000	\$100,000	\$100,000	\$100,000	\$900,000
	\$400,000	\$100,000	\$100,000	\$100,000	\$100,000	\$100,000	\$900,000
[579]: Sanitary Sewer Utility Casting and Manhole Replacement Funds							
<i>Sanitary Sewer Utility</i>							
Operating - Sanitary Sewer Utility Funds	\$400,000	\$100,000	\$100,000	\$100,000	\$100,000	\$100,000	\$900,000
	\$400,000	\$100,000	\$100,000	\$100,000	\$100,000	\$100,000	\$900,000
[812]: Add 3rd Pump and outfall to Monitor St. Lift Station							
<i>Stormwater Utility</i>							
Borrowing - Revenue Bonds/Notes: Storm Water Utility	-	\$100,000	\$700,000	-	-	-	\$800,000
	-	\$100,000	\$700,000	-	-	-	\$800,000
[883]: Water Utility Replacement Funds							
<i>Water Utility</i>							
Operating - Water Utility Funds	\$100,000	\$100,000	\$100,000	\$100,000	\$100,000	\$100,000	\$600,000
	\$100,000	\$100,000	\$100,000	\$100,000	\$100,000	\$100,000	\$600,000

Requests

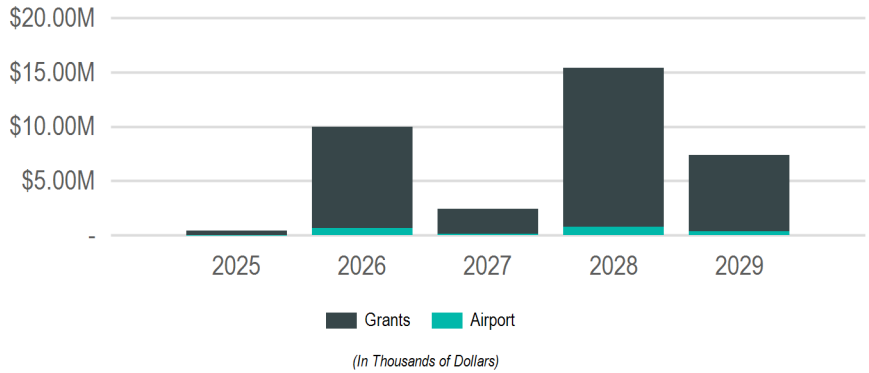
Funding Source	Past	2025	2026	2027	2028	2029	Total
[184]: Street Best Management Practice (BMP)							
<i>Engineering; Stormwater Utility</i>							
Operating - Storm Water Utility Funds	\$300,000	\$50,000	\$50,000	\$50,000	\$50,000	-	\$500,000
	\$300,000	\$50,000	\$50,000	\$50,000	\$50,000	-	\$500,000
[912]: Well Access and Security							
<i>Water Utility</i>							
Operating - Water Utility Funds	\$50,000	\$50,000	-	-	-	-	\$100,000
	\$50,000	\$50,000	-	-	-	-	\$100,000
[974]: WWTP Office Remodel							
<i>Sanitary Sewer Utility</i>							
Borrowing - Revenue Bonds/Notes: Sanitary Sewer Utility	-	\$50,000	\$582,000	-	-	-	\$632,000
	-	\$50,000	\$582,000	-	-	-	\$632,000
[689]: Parkview Sanitary Station Controls Upgrade							
<i>Sanitary Sewer Utility</i>							
Operating - Sanitary Sewer Utility Funds	-	-	\$710,000	-	-	-	\$710,000
	-	-	\$710,000	-	-	-	\$710,000
[684]: Bluff Slough Sanitary Station Controls Upgrade							
<i>Sanitary Sewer Utility</i>							
Operating - Sanitary Sewer Utility Funds	-	-	\$700,000	-	-	-	\$700,000
	-	-	\$700,000	-	-	-	\$700,000
[227]: Sanitary Sewer Repair and Rehab Projects							
<i>Sanitary Sewer Utility</i>							
Operating - Sanitary Sewer Utility Funds	\$700,000	-	\$500,000	-	\$500,000	-	\$1,700,000
	\$700,000	-	\$500,000	-	\$500,000	-	\$1,700,000
[879]: Fiber to Grandad Reservoir							
<i>Water Utility</i>							
Operating - Water Utility Funds	-	-	\$500,000	-	-	-	\$500,000
	-	-	\$500,000	-	-	-	\$500,000
[708]: Disinfection Building Roof Replacement							
<i>Sanitary Sewer Utility</i>							
Operating - Sanitary Sewer Utility Funds	-	-	\$150,000	-	-	-	\$150,000
	-	-	\$150,000	-	-	-	\$150,000
[887]: Market Street Bridge Watermain Replacement							
<i>Water Utility</i>							
Operating - Water Utility Funds	-	-	-	\$3,000,000	-	-	\$3,000,000
	-	-	-	\$3,000,000	-	-	\$3,000,000
[976]: WWTP Digester Cover Rehabilitation							
<i>Sanitary Sewer Utility</i>							
Borrowing - Revenue Bonds/Notes: Sanitary Sewer Utility	-	-	-	\$1,000,000	-	-	\$1,000,000
	-	-	-	\$1,000,000	-	-	\$1,000,000
[809]: Replace Cold Storage roof at WWTP							
<i>Sanitary Sewer Utility</i>							
Operating - Sanitary Sewer Utility Funds	-	-	-	\$200,000	-	-	\$200,000
	-	-	-	\$200,000	-	-	\$200,000
[690]: Valleybrook Sanitary Station Rehabilitation							
<i>Sanitary Sewer Utility</i>							
Operating - Sanitary Sewer Utility Funds	-	-	-	\$100,000	\$300,000	-	\$400,000
	-	-	-	\$100,000	\$300,000	-	\$400,000
[814]: Mormon Coulee Road Flood Fix Study							
<i>Stormwater Utility</i>							
Operating - Storm Water Utility Funds	-	-	-	-	\$100,000	-	\$100,000
	-	-	-	-	\$100,000	-	\$100,000
[877]: Fiber to Well 13							
<i>Water Utility</i>							
Operating - Water Utility Funds	-	-	-	-	\$75,000	-	\$75,000
	-	-	-	-	\$75,000	-	\$75,000
[950]: South Ave Sanitary Sewer Lining							
<i>Sanitary Sewer Utility</i>							
Borrowing - Revenue Bonds/Notes: Sanitary Sewer Utility	-	-	-	-	-	\$1,230,000	\$1,230,000
	-	-	-	-	-	\$1,230,000	\$1,230,000
[954]: Oak Street Watermain- Gillette PI to Rublee St							
<i>Water Utility</i>							
Borrowing - Revenue Bonds/Notes: Water Utility	-	-	-	-	-	\$745,000	\$745,000
	-	-	-	-	-	\$745,000	\$745,000

Requests

Funding Source	Past	2025	2026	2027	2028	2029	Total
[955]: Farnam St Sanitary Replacement							
<i>Sanitary Sewer Utility</i>							
Borrowing - Revenue Bonds/Notes: Sanitary Sewer Utility	-	-	-	-	-	\$680,000	\$680,000
	-	-	-	-	-	\$680,000	\$680,000
[952]: Charles St Sanitary at rail crossing							
<i>Sanitary Sewer Utility</i>							
Borrowing - Revenue Bonds/Notes: Sanitary Sewer Utility	-	-	-	-	-	\$510,000	\$510,000
	-	-	-	-	-	\$510,000	\$510,000
[953]: West George St Storm Extension							
<i>Stormwater Utility</i>							
Borrowing - Revenue Bonds/Notes: Storm Water Utility	-	-	-	-	-	\$295,000	\$295,000
	-	-	-	-	-	\$295,000	\$295,000
[943]: Ward Ave & 33rd St Watermain							
<i>Water Utility</i>							
Borrowing - Revenue Bonds/Notes: Water Utility	-	-	-	-	-	\$50,000	\$50,000
	-	-	-	-	-	\$50,000	\$50,000

Airport

2025 Total Funding
\$400,000
2025 New Borrowing
2025 City Funded
\$20,000



Funding Sources

Source	2025	2026	2027	2028	2029	Total
Grants & Other Intergovernmental	\$380,000	\$9,350,000	\$2,327,500	\$14,615,000	\$7,030,000	\$33,702,500
Federal	\$360,000	\$8,100,000	\$2,205,000	\$13,770,000	\$6,660,000	\$31,095,000
State	\$20,000	\$1,250,000	\$122,500	\$845,000	\$370,000	\$2,607,500
Operating Funds	\$20,000	\$650,000	\$122,500	\$785,000	\$370,000	\$1,947,500
Enterprise/Utility Funds	\$20,000	\$650,000	\$122,500	\$785,000	\$370,000	\$1,947,500
	\$400,000	\$10,000,000	\$2,450,000	\$15,400,000	\$7,400,000	\$35,650,000

Requests

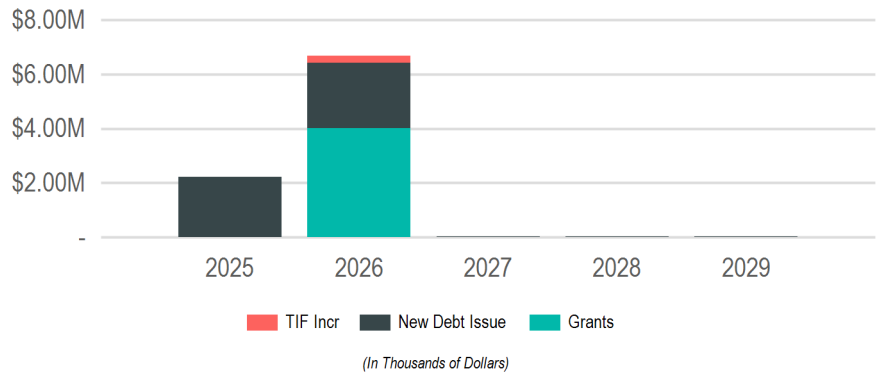
Funding Source	Past	2025	2026	2027	2028	2029	Total
[917]: Environmental Assessment - Runway 4/22 Removal							
<i>Airport</i>							
Grants - Federal	-	\$360,000	-	-	-	-	\$360,000
Grants - State	-	\$20,000	-	-	-	-	\$20,000
Operating - Passenger Facility Charges	-	\$20,000	-	-	-	-	\$20,000
	-	\$400,000	-	-	-	-	\$400,000
[711]: South GA Apron Reconstruction							
<i>Airport</i>							
Grants - Federal	\$360,000	-	\$8,100,000	-	-	-	\$8,460,000
Grants - State	\$20,000	-	\$450,000	-	-	-	\$470,000
Operating - Airport Operating Funds	\$20,000	-	\$450,000	-	-	-	\$470,000
	\$400,000	-	\$9,000,000	-	-	-	\$9,400,000
[767]: Reconstruct Terminal Parking Lot - Phase 2							
<i>Airport</i>							
Grants - State	\$80,000	-	\$800,000	-	-	-	\$880,000
Operating - Airport Operating Funds	\$20,000	-	\$200,000	-	-	-	\$220,000
	\$100,000	-	\$1,000,000	-	-	-	\$1,100,000
[616]: Terminal Outbound Baggage Expansion							
<i>Airport</i>							
Grants - Federal	-	-	-	\$720,000	-	-	\$720,000
Grants - State	-	-	-	\$40,000	-	-	\$40,000
Operating - Passenger Facility Charges	-	-	-	\$40,000	-	-	\$40,000
	-	-	-	\$800,000	-	-	\$800,000
[712]: Airfield Drainage Improvement							
<i>Airport</i>							
Grants - Federal	-	-	-	\$585,000	-	-	\$585,000
Grants - State	-	-	-	\$32,500	-	-	\$32,500
Operating - Airport Operating Funds	-	-	-	\$32,500	-	-	\$32,500
	-	-	-	\$650,000	-	-	\$650,000
[769]: East GA Apron Reconstruction							
<i>Airport</i>							
Grants - Federal	-	-	-	\$540,000	\$8,100,000	-	\$8,640,000
Grants - State	-	-	-	\$30,000	\$450,000	-	\$480,000
Operating - Airport Operating Funds	-	-	-	\$30,000	\$450,000	-	\$480,000
	-	-	-	\$600,000	\$9,000,000	-	\$9,600,000

Requests

Funding Source	Past	2025	2026	2027	2028	2029	Total
[918]: Remove Runway 4/22							
<i>Airport</i>							
Grants - Federal	-	-	-	\$360,000	\$4,500,000	\$4,500,000	\$9,360,000
Grants - State	-	-	-	\$20,000	\$250,000	\$250,000	\$520,000
Operating - Passenger Facility Charges	-	-	-	\$20,000	\$250,000	\$250,000	\$520,000
	-	-	-	\$400,000	\$5,000,000	\$5,000,000	\$10,400,000
[615]: Construct Connector Taxiway							
<i>Airport</i>							
Grants - Federal	-	-	-	-	\$1,080,000	-	\$1,080,000
Grants - State	-	-	-	-	\$60,000	-	\$60,000
Operating - Passenger Facility Charges	-	-	-	-	\$60,000	-	\$60,000
	-	-	-	-	\$1,200,000	-	\$1,200,000
[619]: Prepare Development Site							
<i>Airport</i>							
Grants - State	-	-	-	-	\$80,000	-	\$80,000
Operating - Airport Operating Funds	-	-	-	-	\$20,000	-	\$20,000
	-	-	-	-	\$100,000	-	\$100,000
[621]: Snow Removal Equipment Building Rehabilitation/Expansion							
<i>Airport</i>							
Grants - Federal	-	-	-	-	\$90,000	\$2,160,000	\$2,250,000
Grants - State	-	-	-	-	\$5,000	\$120,000	\$125,000
Operating - Passenger Facility Charges	-	-	-	-	\$5,000	\$120,000	\$125,000
	-	-	-	-	\$100,000	\$2,400,000	\$2,500,000

Bridges

2025 Total Funding
\$2,212,800
2025 New Borrowing
\$2,212,800
2025 City Funded
\$2,212,800



Funding Sources

Source	2025	2026	2027	2028	2029	Total
Borrowing	\$2,212,800	\$2,412,800	\$30,000	\$30,000	\$32,500	\$4,718,100
New Debt Issue	\$2,212,800	\$2,412,800	\$30,000	\$30,000	\$32,500	\$4,718,100
Grants & Other Intergovernmental	-	\$4,010,400	-	-	-	\$4,010,400
Federal	-	\$4,010,400	-	-	-	\$4,010,400
Taxation	-	\$250,000	-	-	-	\$250,000
TIF Increment	-	\$250,000	-	-	-	\$250,000
	\$2,212,800	\$6,673,200	\$30,000	\$30,000	\$32,500	\$8,978,500

Requests

Funding Source	Past	2025	2026	2027	2028	2029	Total
[688]: Wagon Wheel Connector Trail							
<i>Planning and Development</i>							
Borrowing - New Debt Issue	\$1,135,300	\$1,135,300	\$1,135,300	-	-	-	\$3,405,900
Grants - Federal	-	-	\$4,010,400	-	-	-	\$4,010,400
	\$1,135,300	\$1,135,300	\$5,145,700	-	-	-	\$7,416,300
[927]: Bridge Approach Repair							
<i>Engineering</i>							
Borrowing - New Debt Issue	-	\$450,000	-	-	-	-	\$450,000
	-	\$450,000	-	-	-	-	\$450,000
[904]: Niedbalski Bridge Repair							
<i>Engineering</i>							
Borrowing - New Debt Issue	\$60,000	\$300,000	-	-	-	-	\$360,000
	\$60,000	\$300,000	-	-	-	-	\$360,000
[967]: Bridge Repair of SE Copeland Viaduct, River Valley Dr N & S, and Gillette St							
<i>Engineering</i>							
Borrowing - New Debt Issue	-	\$100,000	\$750,000	-	-	-	\$850,000
	-	\$100,000	\$750,000	-	-	-	\$850,000
[968]: Bridge Redeck - Pammel Creek Footbridge							
<i>Engineering</i>							
Borrowing - New Debt Issue	-	\$100,000	-	-	-	-	\$100,000
	-	\$100,000	-	-	-	-	\$100,000
[970]: Bridge Patching - State Rd							
<i>Engineering</i>							
Borrowing - New Debt Issue	-	\$100,000	\$500,000	-	-	-	\$600,000
	-	\$100,000	\$500,000	-	-	-	\$600,000
[528]: Bridge Maintenance & Inspections							
<i>Engineering</i>							
Borrowing - New Debt Issue	\$550,000	\$27,500	\$27,500	\$30,000	\$30,000	\$32,500	\$697,500
	\$550,000	\$27,500	\$27,500	\$30,000	\$30,000	\$32,500	\$697,500
[703]: Market Street Bridge Replacement							
<i>Engineering</i>							
Other - TIF Increment - 11	-	-	\$250,000	-	-	-	\$250,000
	-	-	\$250,000	-	-	-	\$250,000

New Borrowing Requests

Request	2025	2026	2027	2028	2029	Total
Borrowing - New Debt Issue						
594: 6th Street South - State Street to Cass Street	\$1,700,000	-	-	-	-	\$1,700,000
688: Wagon Wheel Connector Trail	\$1,135,300	\$1,135,300	-	-	-	\$2,270,600
761: Annual Traffic Signal Replacement Program	\$1,000,000	\$1,100,000	\$1,100,000	\$1,200,000	\$1,200,000	\$5,600,000
598: Green Bay St - 22nd St S to Losey Blvd (STP-Urban)	\$875,000	-	-	-	-	\$875,000
981: Fire Station 3 Renovation	\$750,000	\$750,000	-	-	-	\$1,500,000
926: Main Library Air Handlers	\$631,300	-	-	-	-	\$631,300
906: Housing Grant Revolving Fund	\$500,000	\$500,000	\$500,000	-	-	\$1,500,000
927: Bridge Approach Repair	\$450,000	-	-	-	-	\$450,000
915: Annual CIP Street Department Paving	\$350,000	\$350,000	\$350,000	\$350,000	\$350,000	\$1,750,000
880: Sunset Lane - Sunnyslope Rd to Gillette St	\$336,000	-	-	-	-	\$336,000
904: Niedbalski Bridge Repair	\$300,000	-	-	-	-	\$300,000
881: Vine Street - 14th St N to 16th St N	\$291,000	-	-	-	-	\$291,000
268: Citywide Traffic Implementation: Interconnect & Synchronization	\$200,000	\$100,000	\$100,000	-	-	\$400,000
763: Annual Capital Pavement Maintenance Program	\$200,000	\$200,000	\$250,000	\$250,000	\$300,000	\$1,200,000
873: Highland Street - Dead End W to 26th St S	\$180,000	-	-	-	-	\$180,000
786: 31st Place South-Farnam St. to Green Bay St.	\$150,397	-	-	-	-	\$150,397
277: ADA Transition Plan	\$150,000	-	-	-	-	\$150,000
913: Annual Miscellaneous Curb Gutter & Pavement Replacement	\$150,000	\$150,000	\$150,000	\$150,000	\$150,000	\$750,000
762: Annual Sidewalk Infill Program	\$115,000	\$115,000	\$125,000	\$125,000	\$135,000	\$615,000
969: South Hall Renovation	\$110,000	\$533,750	\$651,250	-	-	\$1,295,000
648: Annual Sidewalk & ADA Ramp Replacement Program	\$100,000	\$100,000	\$100,000	\$100,000	\$100,000	\$500,000
901: Annual Capital Streetscape & Lighting Maintenance Program	\$100,000	\$110,000	\$110,000	\$120,000	\$120,000	\$560,000
967: Bridge Repair of SE Copeland Viaduct, River Valley Dr N & S, and Gillette St	\$100,000	\$750,000	-	-	-	\$850,000
968: Bridge Redeck - Pammel Creek Footbridge	\$100,000	-	-	-	-	\$100,000
970: Bridge Patching - State Rd	\$100,000	\$500,000	-	-	-	\$600,000
565: Fiber, Wireless and other Telecommunications Infrastructure	\$70,000	\$70,000	\$70,000	\$70,000	-	\$280,000
961: New UPS and Mechanical Room on 5th Floor	\$70,000	-	-	-	-	\$70,000
914: Annual Miscellaneous Alley Pavement Replacement	\$50,000	\$50,000	\$50,000	\$50,000	\$50,000	\$250,000
169: 21st St N - Campbell Rd to State St	\$36,000	-	-	-	-	\$36,000
528: Bridge Maintenance & Inspections	\$27,500	\$27,500	\$30,000	\$30,000	\$32,500	\$147,500
626: LED Street Light Upgrades	\$20,000	\$20,000	\$20,000	-	-	\$60,000
49: 28th Street South - Main St. to Cass St.	\$15,000	-	-	-	-	\$15,000
825: Municipal Services Center - Brine Tank Addition	-	\$3,000,000	-	\$3,000,000	-	\$6,000,000
827: Pedestrian Lighting - Green Bay St, from South Ave to Losey Blvd	-	\$700,000	\$600,000	-	-	\$1,300,000
798: Robinsdale Avenue - Mormon Coulee Rd to 28th St.	-	\$582,000	-	-	-	\$582,000
159: 16th St N - Vine St to Main St	-	\$325,000	-	-	-	\$325,000
212: State St - 16th St to 17th St	-	\$198,000	-	-	-	\$198,000
980: Fire Department Search and Rescue Training Prop	-	\$180,000	-	-	-	\$180,000
561: City Hall Plumbing Repairs/Bathroom Remodel	-	\$100,000	-	\$100,000	-	\$200,000
179: Lincoln Avenue - 29th St. to 32nd St.	-	\$66,000	-	-	-	\$66,000
542: Interior Building Networking Cable Replacement	-	\$50,000	-	-	-	\$50,000
624: Flood Levee Rehabilitation	-	\$50,000	-	\$50,000	-	\$100,000
781: Losey Boulevard - La Crosse St. to Main St.	-	-	\$3,174,000	-	-	\$3,174,000
601: Green Bay St - 9th St S to 14th St S	-	-	\$2,137,000	-	-	\$2,137,000
435: 15th Street - Cass St. to Ferry St.	-	-	\$1,320,000	-	-	\$1,320,000
182: Monitor St - Rose St to Lang Dr	-	-	\$950,000	-	-	\$950,000
160: 17th Pl S - Cass St to Main St	-	-	\$800,000	-	-	\$800,000
213: Birch Street - 29th St. to Dead End East	-	-	\$368,000	-	-	\$368,000
64: Lauderdale Place - George St. to Lauderdale Ct.	-	-	-	\$1,370,000	-	\$1,370,000
234: Sims Place - Western Terminus to South Ave	-	-	-	\$800,000	-	\$800,000
229: Weston Street - East Ave. to 21st Pl. S	-	-	-	\$638,000	-	\$638,000
424: Sunset Drive - Green Bay St. to State Rd.	-	-	-	\$606,000	-	\$606,000
831: Pedestrian Lighting - Main St, 7th St to West Avenue	-	-	-	\$500,000	-	\$500,000
846: Pedestrian Lighting - Clinton St from Avon St to George St	-	-	-	\$500,000	-	\$500,000
680: 8th Street South - Johnson Street to Denton Street	-	-	-	\$450,000	\$450,000	\$900,000
228: Travis Street - East Ave. to 20th St. S	-	-	-	\$424,000	-	\$424,000
232: 20th Street South - Mormon Coulee Rd. to Dead End South	-	-	-	\$418,000	-	\$418,000
233: Cook Street - Miller to 7th St S	-	-	-	\$393,000	-	\$393,000
823: 13th Place - Weston to Travis	-	-	-	\$386,000	-	\$386,000
230: 7th St S - Cook St to Wollan Pl	-	-	-	\$253,000	-	\$253,000
891: Olberg Ct - Alley Reconstruction	-	-	-	\$135,000	-	\$135,000
951: Caledonia St - Monitor St to St Andrew St	-	-	-	-	\$1,220,000	\$1,220,000
600: Green Bay St - Losey Blvd to BNSF RR	-	-	-	-	\$1,087,000	\$1,087,000
938: Pedestrian Lighting - Jackson St, from 3rd to West Ave	-	-	-	-	\$950,000	\$950,000
431: 31st Street South - State Rd. to East Fairchild St.	-	-	-	-	\$945,000	\$945,000
939: Pedestrian Lighting - 8th Street S, from Market to Denton	-	-	-	-	\$877,000	\$877,000

Supplemental Information - New Borrowing Requests

Request	2025	2026	2027	2028	2029	Total
670: 10th Street North - Pine Street to Main Street	-	-	-	-	\$720,000	\$720,000
593: Redfield Street - 21st Street South to Losey Boulevard	-	-	-	-	\$596,000	\$596,000
673: Hood Street - Joseph Houska Drive to Niedbalski Bridge	-	-	-	-	\$536,000	\$536,000
162: 17th Street South - Chase St. to South Ave.	-	-	-	-	\$520,500	\$520,500
745: Pedestrian Lighting - State St, from 7th St to West Ave	-	-	-	-	\$475,000	\$475,000
964: Pedestrian Lighting - St Andrew St from Caledonia to George	-	-	-	-	\$444,000	\$444,000
936: Sidewalk Infill west side of 29th St from Cass St to Cliffwood Ln	-	-	-	-	\$406,000	\$406,000
832: Pedestrian Lighting - 8th & 9th Streets, from Cameron Ave to Market St	-	-	-	-	\$400,000	\$400,000
949: Park Street N - 13th St S to 15th St S	-	-	-	-	\$310,000	\$310,000
937: Sidewalk infill Farnam St from 28th St S to Cliffwood Ln	-	-	-	-	\$301,000	\$301,000
824: Airport Road - Streetlighting, terminal to Lakeshore Dr	-	-	-	-	\$275,000	\$275,000
959: Sidewalk Infill Bliss Rd from RR to Oak Trail	-	-	-	-	\$244,000	\$244,000
222: 21st Pl S - Townsend St to Bennett St	-	-	-	-	\$190,000	\$190,000
934: Ranger Drive - midblock RRFB at Wood & Sill	-	-	-	-	\$120,000	\$120,000
945: 30th Street South - Dead End N to Glendale Ave	-	-	-	-	\$119,000	\$119,000
924: Sidewalk Infill East side HWY 14/61/35 - 33rd Street to Zion Dr	-	-	-	-	\$90,000	\$90,000
931: Milson Ct Traffic Calming	-	-	-	-	\$65,000	\$65,000
935: 7th Street S - RRFB at Tyler St	-	-	-	-	\$55,000	\$55,000
930: Campbell Rd - midblock RRFB at Emersen Elementary	-	-	-	-	\$45,000	\$45,000
925: Midblock Crosswalk - 1600 block Park Ave	-	-	-	-	\$30,000	\$30,000
	\$10,362,497	\$11,812,550	\$12,955,250	\$12,468,000	\$13,908,000	\$61,506,297

Borrowing - Revenue Bonds/Notes: Sanitary Sewer Utility

808: Ultra Violet Treatment System Replacement at Wastewater Treatment Plant	\$500,000	-	\$2,500,000	-	-	\$3,000,000
786: 31st Place South-Farnam St. to Green Bay St.	\$245,000	-	-	-	-	\$245,000
974: WWTP Office Remodel	\$50,000	\$582,000	-	-	-	\$632,000
430: 28th Street South - Lincoln Ave. to Ward Ave.	\$15,000	-	-	-	-	\$15,000
598: Green Bay St - 22nd St S to Losey Blvd (STP-Urban)	\$15,000	-	-	-	-	\$15,000
425: 7th Street South - Ferry St. to Market St.	\$5,000	-	-	-	-	\$5,000
436: Ferry Street - 11th St. to 15th St.	-	\$320,000	-	-	-	\$320,000
179: Lincoln Avenue - 29th St. to 32nd St.	-	\$175,000	-	-	-	\$175,000
159: 16th St N - Vine St to Main St	-	\$145,000	-	-	-	\$145,000
212: State St - 16th St to 17th St	-	\$95,000	-	-	-	\$95,000
433: Hagar Street - Liberty St. to Avon St.	-	\$95,000	-	-	-	\$95,000
976: WWTP Digester Cover Rehabilitation	-	-	\$1,000,000	-	-	\$1,000,000
781: Losey Boulevard - La Crosse St. to Main St.	-	-	\$590,000	-	-	\$590,000
182: Monitor St - Rose St to Lang Dr	-	-	\$415,000	-	-	\$415,000
160: 17th Pl S - Cass St to Main St	-	-	\$330,000	-	-	\$330,000
601: Green Bay St - 9th St S to 14th St S	-	-	\$330,000	-	-	\$330,000
435: 15th Street - Cass St. to Ferry St.	-	-	\$167,000	-	-	\$167,000
174: Charles St - Island St to Hagar St	-	-	\$150,000	-	-	\$150,000
823: 13th Place - Weston to Travis	-	-	-	\$198,000	-	\$198,000
680: 8th Street South - Johnson Street to Denton Street	-	-	-	\$150,000	\$150,000	\$300,000
424: Sunset Drive - Green Bay St. to State Rd.	-	-	-	\$50,000	-	\$50,000
950: South Ave Sanitary Sewer Lining	-	-	-	-	\$1,230,000	\$1,230,000
955: Farnam St Sanitary Replacement	-	-	-	-	\$680,000	\$680,000
952: Charles St Sanitary at rail crossing	-	-	-	-	\$510,000	\$510,000
670: 10th Street North - Pine Street to Main Street	-	-	-	-	\$410,000	\$410,000
951: Caledonia St - Monitor St to St Andrew St	-	-	-	-	\$320,000	\$320,000
593: Redfield Street - 21st Street South to Losey Boulevard	-	-	-	-	\$235,000	\$235,000
431: 31st Street South - State Rd. to East Fairchild St.	-	-	-	-	\$220,000	\$220,000
162: 17th Street South - Chase St. to South Ave.	-	-	-	-	\$158,000	\$158,000
600: Green Bay St - Losey Blvd to BNSF RR	-	-	-	-	\$125,000	\$125,000
949: Park Street N - 13th St S to 15th St S	-	-	-	-	\$65,000	\$65,000
945: 30th Street South - Dead End N to Glendale Ave	-	-	-	-	\$60,000	\$60,000
	\$830,000	\$1,412,000	\$5,482,000	\$398,000	\$4,163,000	\$12,285,000

Borrowing - Revenue Bonds/Notes: Storm Water Utility

598: Green Bay St - 22nd St S to Losey Blvd (STP-Urban)	\$625,000	-	-	-	-	\$625,000
169: 21st St N - Campbell Rd to State St	\$109,000	-	-	-	-	\$109,000
812: Add 3rd Pump and outfall to Monitor St. Lift Station	\$100,000	\$700,000	-	-	-	\$800,000
430: 28th Street South - Lincoln Ave. to Ward Ave.	\$5,000	-	-	-	-	\$5,000
436: Ferry Street - 11th St. to 15th St.	-	\$625,000	-	-	-	\$625,000
159: 16th St N - Vine St to Main St	-	\$250,000	-	-	-	\$250,000
179: Lincoln Avenue - 29th St. to 32nd St.	-	\$75,000	-	-	-	\$75,000
212: State St - 16th St to 17th St	-	\$72,000	-	-	-	\$72,000
798: Robinsdale Avenue - Mormon Coulee Rd to 28th St.	-	\$50,000	-	-	-	\$50,000
433: Hagar Street - Liberty St. to Avon St.	-	\$20,000	-	-	-	\$20,000
781: Losey Boulevard - La Crosse St. to Main St.	-	-	\$951,000	-	-	\$951,000
182: Monitor St - Rose St to Lang Dr	-	-	\$494,000	-	-	\$494,000

Supplemental Information - New Borrowing Requests

Request	2025	2026	2027	2028	2029	Total
435: 15th Street - Cass St. to Ferry St.	-	-	\$312,000	-	-	\$312,000
174: Charles St - Island St to Hagar St	-	-	\$310,000	-	-	\$310,000
601: Green Bay St - 9th St S to 14th St S	-	-	\$155,000	-	-	\$155,000
160: 17th Pl S - Cass St to Main St	-	-	\$50,000	-	-	\$50,000
213: Birch Street - 29th St. to Dead End East	-	-	\$50,000	-	-	\$50,000
234: Sims Place - Western Terminus to South Ave	-	-	-	\$1,000,000	-	\$1,000,000
229: Weston Street - East Ave. to 21st Pl. S	-	-	-	\$637,000	-	\$637,000
233: Cook Street - Miller to 7th St S	-	-	-	\$283,000	-	\$283,000
823: 13th Place - Weston to Travis	-	-	-	\$278,000	-	\$278,000
230: 7th St S - Cook St to Wollan Pl	-	-	-	\$216,000	-	\$216,000
228: Travis Street - East Ave. to 20th St. S	-	-	-	\$208,000	-	\$208,000
680: 8th Street South - Johnson Street to Denton Street	-	-	-	\$72,500	\$72,500	\$145,000
600: Green Bay St - Losey Blvd to BNSF RR	-	-	-	-	\$445,000	\$445,000
670: 10th Street North - Pine Street to Main Street	-	-	-	-	\$435,000	\$435,000
222: 21st Pl S - Townsend St to Bennett St	-	-	-	-	\$330,000	\$330,000
953: West George St Storm Extension	-	-	-	-	\$295,000	\$295,000
951: Caledonia St - Monitor St to St Andrew St	-	-	-	-	\$250,000	\$250,000
431: 31st Street South - State Rd. to East Fairchild St.	-	-	-	-	\$115,000	\$115,000
162: 17th Street South - Chase St. to South Ave.	-	-	-	-	\$50,000	\$50,000
593: Redfield Street - 21st Street South to Losey Boulevard	-	-	-	-	\$50,000	\$50,000
	\$839,000	\$1,792,000	\$2,322,000	\$2,694,500	\$2,042,500	\$9,690,000

Borrowing - Revenue Bonds/Notes: Water Utility

598: Green Bay St - 22nd St S to Losey Blvd (STP-Urban)	\$360,000	-	-	-	-	\$360,000
212: State St - 16th St to 17th St	-	\$97,000	-	-	-	\$97,000
781: Losey Boulevard - La Crosse St. to Main St.	-	-	\$2,300,000	-	-	\$2,300,000
182: Monitor St - Rose St to Lang Dr	-	-	\$530,000	-	-	\$530,000
160: 17th Pl S - Cass St to Main St	-	-	\$408,000	-	-	\$408,000
424: Sunset Drive - Green Bay St. to State Rd.	-	-	-	\$205,000	-	\$205,000
680: 8th Street South - Johnson Street to Denton Street	-	-	-	\$77,500	\$77,500	\$155,000
593: Redfield Street - 21st Street South to Losey Boulevard	-	-	-	-	\$848,000	\$848,000
954: Oak Street Watermain- Gillette Pl to Rublee St	-	-	-	-	\$745,000	\$745,000
951: Caledonia St - Monitor St to St Andrew St	-	-	-	-	\$350,000	\$350,000
949: Park Street N - 13th St S to 15th St S	-	-	-	-	\$120,500	\$120,500
943: Ward Ave & 33rd St Watermain	-	-	-	-	\$50,000	\$50,000
	\$360,000	\$97,000	\$3,238,000	\$282,500	\$2,191,000	\$6,168,500

TIF Funded Project Requests

Request	2025	2026	2027	2028	2029	Total
---------	------	------	------	------	------	-------

Figures only include TIF portion of project funding does not include total project cost.

Other - TIF Increment - 11

972: Community Development Program Initiatives in TID 11	\$300,000	\$300,000	-	-	-	\$600,000
907: Pearl Street reconstruction	\$125,000	-	-	-	-	\$125,000
447: Downtown Facade Renovation Program	\$100,000	\$100,000	-	-	-	\$200,000
946: King Street Greenway Extension	\$77,569	\$187,375	-	-	-	\$264,944
896: Pine Street Corridor	\$75,000	\$1,500,000	-	-	-	\$1,575,000
436: Ferry Street - 11th St. to 15th St.	-	\$1,294,000	-	-	-	\$1,294,000
703: Market Street Bridge Replacement	-	\$250,000	-	-	-	\$250,000
	\$677,569	\$3,631,375	-	-	-	\$4,308,944

Other - TIF Increment - 15

975: Community Development Program Initiatives in TID 15	\$250,000	\$250,000	\$250,000	-	-	\$750,000
716: Coulee Park	\$100,000	-	-	-	-	\$100,000
179: Lincoln Avenue - 29th St. to 32nd St.	-	\$374,667	-	-	-	\$374,667
	\$350,000	\$624,667	\$250,000	-	-	\$1,224,667

Other - TIF Increment - 16

895: Charles St Affordable Housing	\$300,000	-	-	-	-	\$300,000
965: ReNew the Block	\$100,000	-	-	-	-	\$100,000
433: Hagar Street - Liberty St. to Avon St.	-	\$221,000	-	-	-	\$221,000
174: Charles St - Island St to Hagar St	-	-	\$481,000	-	-	\$481,000
682: Red Cloud Park Trail	-	-	\$50,000	-	-	\$50,000
	\$400,000	\$221,000	\$531,000	-	-	\$1,152,000

Other - TIF Increment - 17

896: Pine Street Corridor	-	-	\$1,000,000	\$500,000	-	\$1,500,000
907: Pearl Street reconstruction	-	-	-	\$4,000,000	-	\$4,000,000
	-	-	\$1,000,000	\$4,500,000	-	\$5,500,000

Other - TIF Increment - 18

555: River Point District Waterway Development Plan	\$500,000	\$500,000	\$500,000	-	-	\$1,500,000
181: Milwaukee St- Buchner Pl to Causeway Blvd	-	-	-	\$487,000	-	\$487,000
	\$500,000	\$500,000	\$500,000	\$487,000	-	\$1,987,000

Unfunded Requests

Request	Past Funded Amount	Unfunded Amount	Total Amount
Buildings & Grounds - City Hall			
562: City Hall Air Handler Replacement	-	\$900,000	\$900,000
563: City Hall Windows, Air Seal Replacements	-	\$800,000	\$800,000
564: City Hall Parking Lot	-	\$125,000	\$125,000
663: City Hall Stairwell Refurbishments	-	\$50,000	\$50,000
	-	\$1,875,000	\$1,875,000
Buildings & Grounds - La Crosse Center			
865: Freight Elevator Upgrade	-	\$185,000	\$185,000
866: Escalator Upgrade	-	\$900,000	\$900,000
	-	\$1,085,000	\$1,085,000
Buildings & Grounds - Others			
656: Public Market	-	\$13,700,000	\$13,700,000
777: Green Island Ice Arena Roof	-	\$600,000	\$600,000
	-	\$14,300,000	\$14,300,000
Flood Control, Harbors & Waterfront			
551: Marsh Hydrological Study & Implementation	\$300,000	\$400,000	\$700,000
706: Municipal Harbor Transient Dock	-	\$250,000	\$250,000
725: Utility line to La Crosse Municipal Harbor	-	\$40,000	\$40,000
776: Municipal Boat Harbor Gazebo	-	\$150,000	\$150,000
	\$300,000	\$840,000	\$1,140,000
Parks, Recreation & Forestry			
544: Forest Hills Tennis Courts	-	\$600,000	\$600,000
548: Copeland Park Shelters and Site Improvements	\$30,000	\$1,600,000	\$1,630,000
553: Erickson Pool	-	\$450,000	\$450,000
554: Northside Community Pool	-	\$900,000	\$900,000
559: Glendale Park	-	\$100,000	\$100,000
560: Hass Park	-	\$200,000	\$200,000
698: Weigant Park Fence Replacement	-	\$50,000	\$50,000
700: Chad Erickson Lagoon Trail Stabilization	-	\$75,000	\$75,000
771: Citywide Tree Planting	\$50,000	\$300,000	\$350,000
772: Pettibone Beach House	-	\$250,000	\$250,000
774: Riverside International Friendship Gardens	-	\$25,000	\$25,000
778: Civic Center Park	-	\$100,000	\$100,000
849: Wittenberg Dog Park	-	\$100,000	\$100,000
850: Trane Park Improvements	-	\$150,000	\$150,000
855: Aspen Trail Bridge Replacement	-	\$110,000	\$110,000
923: Willow Trail Resiliency	-	\$1,070,000	\$1,070,000
	\$80,000	\$6,080,000	\$6,160,000
Planning & Community Development - Economic Development			
898: Industrial Park Expansion Project	-	\$1,500,000	\$1,500,000
	-	\$1,500,000	\$1,500,000
Planning & Community Development - Housing			
971: Home Energy Audit Program	-	\$750,000	\$750,000
	-	\$750,000	\$750,000
Planning & Community Development - Neighborhoods			
944: Avon Street Greenway	-	\$1,353,113	\$1,353,113
947: St. James-St. Cloud Cycle Track	-	\$599,155	\$599,155
962: Downtown La Crosse Bike Parking	-	\$50,000	\$50,000
	-	\$2,002,268	\$2,002,268
Planning & Community Development - Plans & Studies			
735: Lost La Crosse- Historic Signage Project	-	\$30,000	\$30,000
956: Commercial Building Efficiency Program	-	\$575,000	\$575,000
957: City of La Crosse Transportation Safety Action Plan	-	\$200,000	\$200,000
958: City of La Crosse Bicycle and Pedestrian Quick-Build Safety Program	-	\$100,000	\$100,000
960: Commercial Fleet Electrification Program	-	\$208,332	\$208,332
963: Work Bus Pass Marketing Program	-	\$250,000	\$250,000
973: Residential Solar Group Buy Program	-	\$175,000	\$175,000

Supplemental Information - Unfunded Requests

Request	Past Funded Amount	Unfunded Amount	Total Amount
978: Energy-Saving Tree Program	-	\$270,000	\$270,000
	-	\$1,808,332	\$1,808,332

Transportation & Utilities - Streets

46: 20th Street South - Park Ave. to Denton St.	-	\$349,000	\$349,000
47: 22nd Street South - Hyde Ave. to Weston St.	-	\$708,000	\$708,000
56: Front St Regrade and Reconstruction	\$500,000	\$2,945,000	\$3,445,000
57: Garner Place - Zion Rd to Dead End South	-	\$348,000	\$348,000
58: George Street - Wittenberg Pl. to Onalaska Ave.	-	\$663,000	\$663,000
137: Vine Street - Front St. to 2nd St.	-	\$429,000	\$429,000
138: Zion Road - Garner Pl. to Dead End North	-	\$293,000	\$293,000
421: Livingston Street - Liberty St. to George St.	-	\$1,217,000	\$1,217,000
428: 21st Street South - Jackson St. to Johnson St.	-	\$236,000	\$236,000
429: 23rd Street South - Hyde Ave. to Barlow St.	-	\$533,000	\$533,000
432: Elm Drive - Easter Rd. to Valleyview Pl.	-	\$1,342,000	\$1,342,000
595: 16th St S - Johnson St to Farnam St	-	\$1,777,000	\$1,777,000
596: Cunningham Street - Larson Street to Dead End East	-	\$827,000	\$827,000
597: Farnam St - 16th St S to 20th St S	-	\$1,906,000	\$1,906,000
649: Bliss Road Slope Stabilization	\$650,000	\$900,000	\$1,550,000
667: Redfield Street - 16th Street to East Avenue	-	\$421,000	\$421,000
671: Liberty Street - Sill Street to Clinton Street	-	\$757,000	\$757,000
672: Ray Place - Strong Avenue to Dead End East	-	\$333,000	\$333,000
801: Sunset Lane - Sunnyslope Rd to Gillette St.	-	\$36,708	\$36,708
859: 20th Street S - Redfield St. to Green Bay St.	-	\$12,400	\$12,400
869: East Avenue - Ferry St to Market St	-	\$8,200	\$8,200
874: Horton Street - East Ave to 19th St S	-	\$22,000	\$22,000
875: Laurel Street - Old Town Hall Rd to Sunnyside Dr	-	\$42,000	\$42,000
876: Linwood Court - Sunnyside Dr to Dead End S	-	\$22,000	\$22,000
909: Losey Boulevard - Main St to Market St	-	\$7,541,000	\$7,541,000
910: Wood Street - St. Andrew to Dead End S	-	\$434,000	\$434,000
911: Island Street - George St to Loomis St	-	\$864,000	\$864,000
	\$1,150,000	\$24,966,308	\$26,116,308

Transportation & Utilities - Streetscaping & Lighting

259: Pedestrian Lighting, 7th St N - from La Crosse St to North Terminus	-	\$90,000	\$90,000
271: 8th St Pedestrian Lighting, Jackson St. to Cass St.	-	\$770,000	\$770,000
830: New Infill Sidewalk - Miller St, from Cook St to Niebalski Bridge	-	\$700,000	\$700,000
885: Palace Street - midblock RRFB east of Charles St	-	\$60,000	\$60,000
928: Pedestrian Lighting - Main Street, from West Ave to 21st St	-	\$856,000	\$856,000
929: Pedestrian Lighting - State Street, from West Ave to 21st St	-	\$856,000	\$856,000
933: Pedestrian Lighting - 3rd Street & 4th Street - Division to Adams	-	\$1,740,000	\$1,740,000
940: Lighting - Copeland from Monitor to La Crosse River	-	\$1,005,000	\$1,005,000
941: Lighting - Copeland from Clinton to Hagar	-	\$1,041,000	\$1,041,000
942: Lighting - 3rd & 4th from La Crosse St to Pine St	-	\$410,000	\$410,000
	-	\$7,528,000	\$7,528,000
	\$1,530,000	\$62,734,908	\$64,264,908