

FOREST HILLS PAVILION

600 LOSEY BLVD N.
LA CROSSE, WI 54601
PROJECT NO. 1506A



DRAWING INDEX

GENERAL

T001 TITLE SHEET
T002 IMAGE SHEET

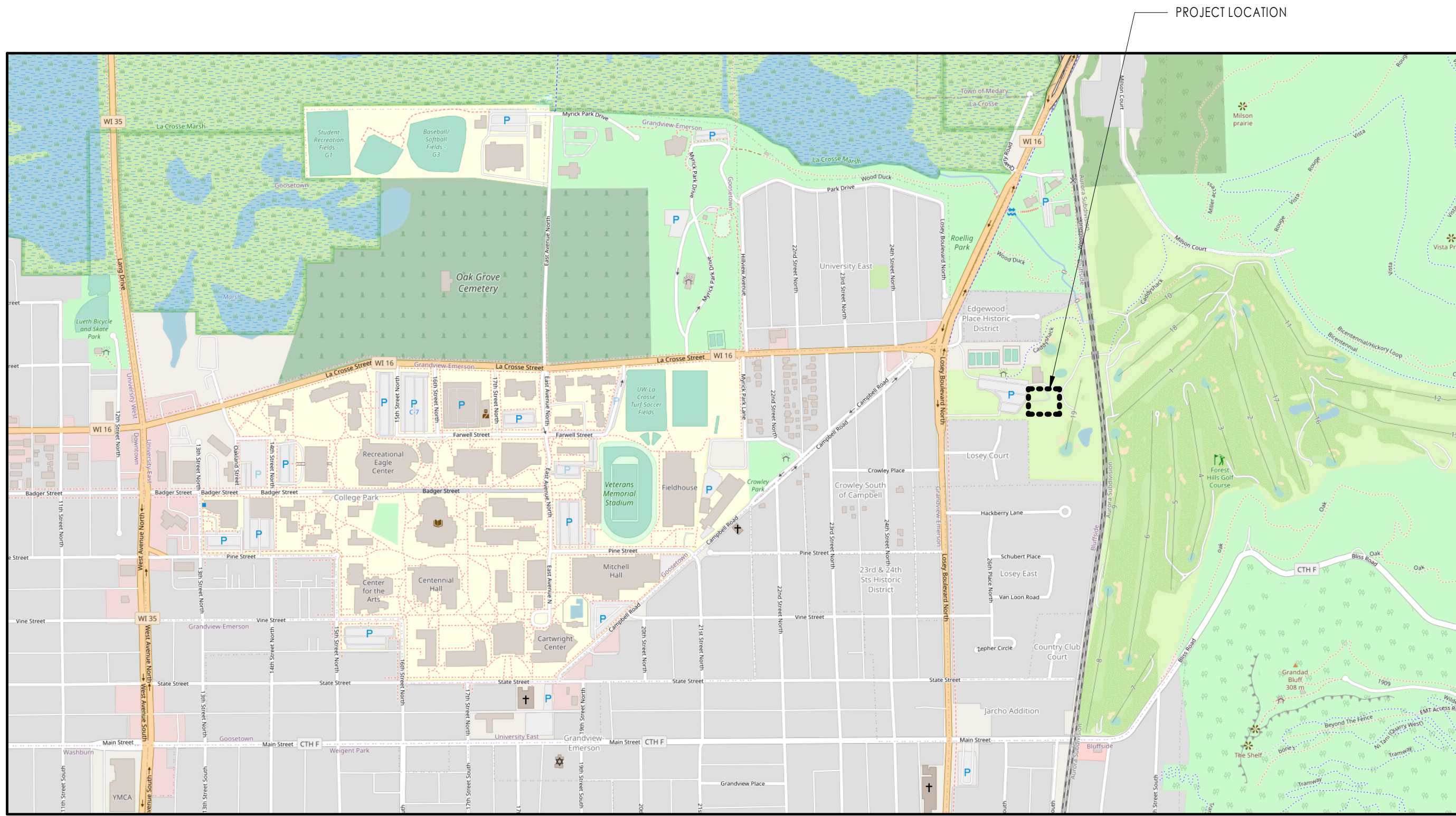
CIVIL

STRUCTURAL

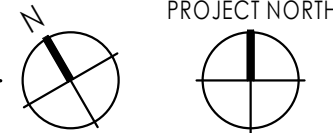
S101 FOUNDATION PLAN
S102 ROOF FRAMING PLAN

ARCHITECTURAL

A000 ARCHITECTURAL ABBREVIATIONS & SYMBOLS
A001 MOUNTING HEIGHTS, ACCESSIBILITY CLEARANCES
A099 ARCHITECTURAL SITE PLAN
A100 ARCHITECTURAL SITEWORK PLAN
A101 FLOOR PLAN
A102 ROOF PLAN
A130 REFLECTED CEILING PLAN
A200 EXTERIOR ELEVATIONS
A201 EXTERIOR ELEVATIONS
A300 BUILDING SECTIONS
A320 WALL SECTIONS
A400 ENLARGED FLOOR PLANS
A500 DETAILS
A501 DETAILS
A502 DETAILS
A600 DOOR & FRAME SCHEDULE
A720 INTERIOR ELEVATIONS



SITE LOCATION MAP
NOT TO SCALE



OWNER:
CITY OF LA CROSSE
400 LA CROSSE STREET
LA CROSSE, WI 54601
608.789.7200

ARCHITECT:
RIVER ARCHITECTS, INC.
740 7TH STREET NORTH
LA CROSSE, WI 54601
608.785.2217

CIVIL:
PARAGON ASSOCIATES, INC.
632 COPELAND AVENUE
LA CROSSE, WI 54603
608.781.3110

STRUCTURAL:
MEYER BORGMAN JOHNSON
206 SOUTH BROADWAY
SUITE 300
ROCHESTER, MN 55904-6537
507.529.5310

PLUMBING/MECHANICAL/ELECTRICAL:
GALILEO CONSULTING GROUP, LLC.
2920 EAST AVENUE SOUTH
SUITE 102
LA CROSSE, WI 54601
608.787.9106

ARCHITECTURAL	I HEREBY CERTIFY THAT THIS PLAN, SPECIFICATION, OR REPORT WAS PREPARED BY ME OR UNDER MY DIRECT SUPERVISION AND THAT I AM A DULY LICENSED ARCHITECT UNDER THE LAW OF THE STATE OF WISCONSIN
CIVIL	I HEREBY CERTIFY THAT THIS PLAN, SPECIFICATION, OR REPORT WAS PREPARED BY ME OR UNDER MY DIRECT SUPERVISION AND THAT I AM A DULY LICENSED PROFESSIONAL ENGINEER UNDER THE LAW OF THE STATE OF WISCONSIN
STRUCTURAL	I HEREBY CERTIFY THAT THIS PLAN, SPECIFICATION, OR REPORT WAS PREPARED BY ME OR UNDER MY DIRECT SUPERVISION AND THAT I AM A DULY LICENSED PROFESSIONAL ENGINEER UNDER THE LAW OF THE STATE OF WISCONSIN
PLUMBING	I HEREBY CERTIFY THAT THIS PLAN, SPECIFICATION, OR REPORT WAS PREPARED BY ME OR UNDER MY DIRECT SUPERVISION AND THAT I AM A DULY LICENSED PROFESSIONAL ENGINEER UNDER THE LAW OF THE STATE OF WISCONSIN
MECHANICAL	I HEREBY CERTIFY THAT THIS PLAN, SPECIFICATION, OR REPORT WAS PREPARED BY ME OR UNDER MY DIRECT SUPERVISION AND THAT I AM A DULY LICENSED PROFESSIONAL ENGINEER UNDER THE LAW OF THE STATE OF WISCONSIN

I HEREBY CERTIFY THAT THIS PLAN, SPECIFICATION, OR REPORT WAS PREPARED BY ME OR UNDER MY DIRECT SUPERVISION AND THAT I AM A DULY LICENSED ARCHITECT UNDER THE LAW OF THE STATE OF WISCONSIN

DATE	NUMBER

DATE: 01/08/2024
NUMBER: 1506A
DRAWN BY: RA
CHECKED BY: MWS

REVISION	NO.	DATE	DESCRIPTION

PRELIMINARY

PROJECT: FOREST HILLS PAVILION
600 LOSEY BLVD N.
LA CROSSE, WI 54601
DATE: 01/08/2024
DRAWN BY: RA
CHECKED BY: MWS
PROJECT NO: 1506A
DRAWING TITLE: TITLE SHEET

SHEET NUMBER
T001



IMAGE 1- NORTH-WEST RENDERING OF NEW BUILDING



IMAGE 2- NORTH-EAST RENDERING OF NEW BUILDING



IMAGE 3- SOUTH-EAST RENDERING OF NEW BUILDING



IMAGE 4- SOUTH RENDERING OF NEW BUILDING



IMAGE LOCATION MAP



IMAGE 5- IMAGE OF EXISTING BUILDING AND PROPOSED NEW BUILDING LOCATION



IMAGE 6- IMAGE OF NEARBY BUILDINGS AT LOT ENTRANCE (LOOKING TOWARD NORTH-EAST)

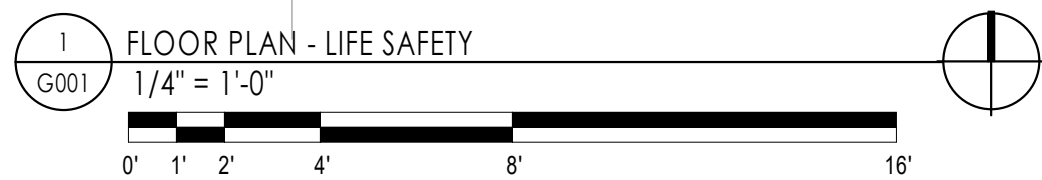


IMAGE 7- IMAGE OF NEARBY BUILDINGS AT LOT ENTRANCE (LOOKING TOWARD WEST)



IMAGE 8- IMAGE OF NEARBY BUILDINGS ACROSS STREET W/ LINE OF SIGHT TO NEW STRUCTURE (LOOKING TOWARD WEST)

REVISION	DATE	DESCRIPTION
1		
2		
3		
4		
5		
6		
7		
8		
9		
10		
11		
12		
13		
14		
15		
16		
17		
18		
19		
20		
21		
22		
23		
24		
25		
26		
27		
28		
29		
30		
31		
32		
33		
34		
35		
36		
37		
38		
39		
40		
41		
42		
43		
44		
45		
46		
47		
48		
49		
50		
51		
52		
53		
54		
55		
56		
57		
58		
59		
60		
61		
62		
63		
64		
65		
66		
67		
68		
69		
70		
71		
72		
73		
74		
75		
76		
77		
78		
79		
80		
81		
82		
83		
84		
85		
86		
87		
88		
89		
90		
91		
92		
93		
94		
95		
96		
97		
98		
99		
100		



FIRST FLOOR TOTAL	102
SECOND FLOOR TOTAL	42
BUILDING TOTAL	144

THE FIRST FLOOR REQUIRES 2 MEANS OF EGRESS AND THE SECOND FLOOR REQUIRES 1 MEANS OF EGRESS. ANY SPACE WITH 50 OR MORE OCCUPANTS REQUIRES 2 MEANS OF EGRESS WHICH SWING IN THE DIRECTION OF TRAVEL AND HAVE PANIC HARDWARE.

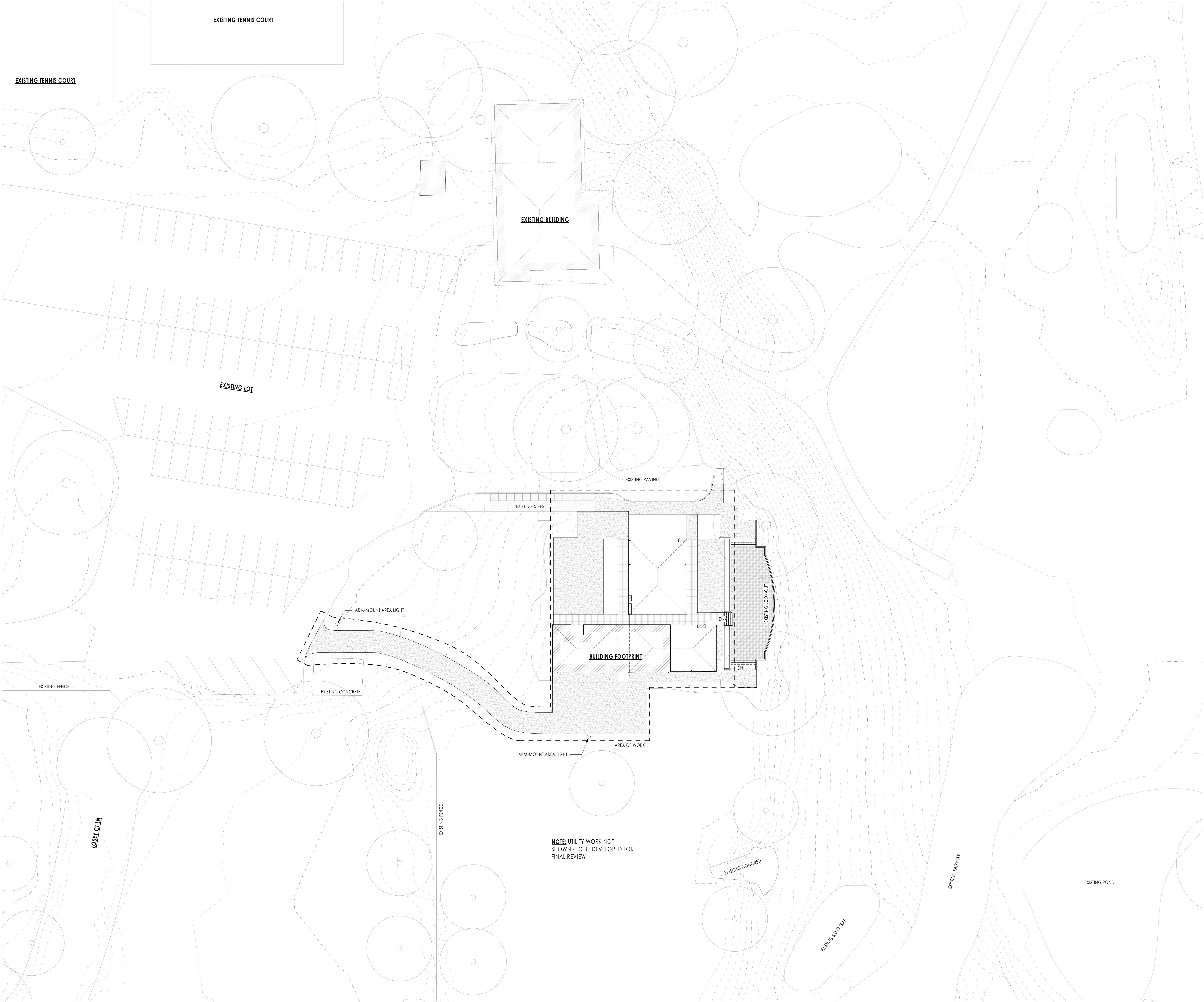
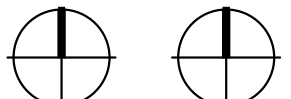
G001

1/16/2024 10:11:46 AM

A099

OVERALL SITE PLAN
1" = 20'-0"

PROJECT NORTH TRUE NORTH



NOTE: UTILITY WORK NOT SHOWN - TO BE DEVELOPED FOR FINAL REVIEW

GENERAL NOTES - SITE PLAN

1. VERIFY ALL DIMENSIONS AND CONDITIONS AT PROJECT SITE.
2. SEE SHEET A620 FOR PARTITION TYPES.
3. SEE SHEETS A131-A132 FOR REFLECTED CEILING PLANS.
4. SEE SHEET A600 FOR DOOR SCHEDULE.
5. SEE SHEET A710 FOR ROOM FINISHES.
6. DIMENSIONS ON FLOOR PLAN ARE BASED ON FACE OF FRAMING/MASONRY, UNLESS OTHERWISE NOTED.
7. REFER TO MECHANICAL, ELECTRICAL, AND PLUMBING DRAWINGS FOR ADDITIONAL ITEMS AND NOTES.
8. PROVIDE BLOCKING FOR ALL WALL AND CEILING MOUNTED ACCESSORIES INCLUDING, BUT NOT LIMITED TO CASEWORK, COAT HOOKS, TOILET ACCESSORIES, FIRE EXTINGUISHERS, SIGNAGE AND ANY OTHER OWNER PROVIDED EQUIPMENT AND ACCESSORIES.
9. VERIFY WITH OWNER THE EXACT HEIGHT AND LOCATION OF ALL WALL MOUNTED AND CEILING MOUNTED EQUIPMENT.
10. FIELD VERIFY ALL DIMENSIONS, BRING ANY DISCREPANCIES TO THE ATTENTION OF THE ARCHITECT/ENGINEER FOR FINAL DECISION.
11. PITCH ALL EXTERIOR STOOPS AND SIDEWALKS AWAY FROM BUILDING.
12. ALL MECHANICAL, PLUMBING, AND ELECTRICAL PENETRATIONS THROUGH FIRE RATED CONSTRUCTION SHALL BE SLEEVED AND FIRE STOPPED AND/OR HAVE FIRE DAMPERS EQUIVALENT TO THE FIRE RATING OF THE CONSTRUCTION.
13. REFER TO STRUCTURAL DRAWINGS FOR FLOOR SLAB CONTROL JOINT LOCATIONS.

KEYED NOTES

I hereby certify that this plan, specification, or report was prepared by me or under my direct supervision and that I am a duly registered professional under the laws of the State of WI.

REVISION SCHEDULE	
Revision No.	Description

DATE
NUMBER

has been field verified, all work on the property of the designer and any reproduction or use for any but the specifically agreed upon purposes, without the prior written consent of the designer is strictly prohibited.

PROJECT
FOREST HILLS PAVILION

600 LOXEY BLVD N.
LA CROSSE, WI 54601

DATE
01/08/2024

PROJECT No
1504A

DRAWING TITLE
ARCHITECTURAL SITE PLAN

CHECKED BY
MWS

SHEET NUMBER

A099

PRELIMINARY

PROJECT
FOREST HILLS PAVILION

600 LOXEY BLVD N.
LA CROSSE, WI 54601

DATE
01/08/2024

PROJECT No
1504A

DRAWING TITLE
ARCHITECTURAL SITE PLAN

CHECKED BY
MWS

I hereby certify that this plan, specification, or report was prepared by me or under my direct supervision and that I am a duly registered professional under the laws of the State of WI.

REVISION SCHEDULE	
Revision No.	Description

DATE
NUMBER

has been field verified, all work on the property of the designer and any reproduction or use for any but the specifically agreed upon purposes, without the prior written consent of the designer is strictly prohibited.

PRELIMINARY

PROJECT
FOREST HILLS PAVILION

600 LOXEY BLVD N.
LA CROSSE, WI 54601

DATE
01/08/2024

PROJECT No
1504A

DRAWING TITLE
ARCHITECTURAL SITE PLAN

CHECKED BY
MWS

SHEET NUMBER

A099

PRELIMINARY

PROJECT
FOREST HILLS PAVILION

600 LOXEY BLVD N.
LA CROSSE, WI 54601

DATE
01/08/2024

PROJECT No
1504A

DRAWING TITLE
ARCHITECTURAL SITE PLAN

CHECKED BY
MWS

I hereby certify that this plan, specification, or report was prepared by me or under my direct supervision and that I am a duly registered professional under the laws of the State of WI.

REVISION SCHEDULE	
Revision No.	Description

DATE
NUMBER

has been field verified, all work on the property of the designer and any reproduction or use for any but the specifically agreed upon purposes, without the prior written consent of the designer is strictly prohibited.

PRELIMINARY

PROJECT
FOREST HILLS PAVILION

600 LOXEY BLVD N.
LA CROSSE, WI 54601

DATE
01/08/2024

PROJECT No
1504A

DRAWING TITLE
ARCHITECTURAL SITE PLAN

CHECKED BY
MWS

SHEET NUMBER

A099

PRELIMINARY

PROJECT
FOREST HILLS PAVILION

600 LOXEY BLVD N.
LA CROSSE, WI 54601

DATE
01/08/2024

PROJECT No
1504A

DRAWING TITLE
ARCHITECTURAL SITE PLAN

CHECKED BY
MWS

I hereby certify that this plan, specification, or report was prepared by me or under my direct supervision and that I am a duly registered professional under the laws of the State of WI.

REVISION SCHEDULE	
Revision No.	Description

DATE
NUMBER

has been field verified, all work on the property of the designer and any reproduction or use for any but the specifically agreed upon purposes, without the prior written consent of the designer is strictly prohibited.

PRELIMINARY

PROJECT
FOREST HILLS PAVILION

600 LOXEY BLVD N.
LA CROSSE, WI 54601

DATE
01/08/2024

PROJECT No
1504A

DRAWING TITLE
ARCHITECTURAL SITE PLAN

CHECKED BY
MWS

SHEET NUMBER

A099

PRELIMINARY

PROJECT
FOREST HILLS PAVILION

600 LOXEY BLVD N.
LA CROSSE, WI 54601

DATE
01/08/2024

PROJECT No
1504A

DRAWING TITLE
ARCHITECTURAL SITE PLAN

CHECKED BY
MWS

I hereby certify that this plan, specification, or report was prepared by me or under my direct supervision and that I am a duly registered professional under the laws of the State of WI.

REVISION SCHEDULE	
Revision No.	Description

DATE
NUMBER

has been field verified, all work on the property of the designer and any reproduction or use for any but the specifically agreed upon purposes, without the prior written consent of the designer is strictly prohibited.

PRELIMINARY

PROJECT
FOREST HILLS PAVILION

600 LOXEY BLVD N.
LA CROSSE, WI 54601

DATE
01/08/2024

PROJECT No
1504A

DRAWING TITLE
ARCHITECTURAL SITE PLAN

CHECKED BY
MWS

SHEET NUMBER

A099

PRELIMINARY

PROJECT
FOREST HILLS PAVILION

600 LOXEY BLVD N.
LA CROSSE, WI 54601

DATE
01/08/2024

PROJECT No
1504A

DRAWING TITLE
ARCHITECTURAL SITE PLAN

CHECKED BY
MWS

I hereby certify that this plan, specification, or report was prepared by me or under my direct supervision and that I am a duly registered professional under the laws of the State of WI.

REVISION SCHEDULE	
Revision No.	Description

DATE
NUMBER

has been field verified, all work on the property of the designer and any reproduction or use for any but the specifically agreed upon purposes, without the prior written consent of the designer is strictly prohibited.

PRELIMINARY

PROJECT
FOREST HILLS PAVILION

600 LOXEY BLVD N.
LA CROSSE, WI 54601

DATE
01/08/2024

PROJECT No
1504A

DRAWING TITLE
ARCHITECTURAL SITE PLAN

CHECKED BY
MWS

SHEET NUMBER

A099

PRELIMINARY

PROJECT
FOREST HILLS PAVILION

600 LOXEY BLVD N.
LA CROSSE, WI 54601

DATE
01/08/2024

PROJECT No
1504A

DRAWING TITLE
ARCHITECTURAL SITE PLAN

CHECKED BY
MWS

I hereby certify that this plan, specification, or report was prepared by me or under my direct supervision and that I am a duly registered professional under the laws of the State of WI.

REVISION SCHEDULE	
Revision No.	Description

DATE
NUMBER

has been field verified, all work on the property of the designer and any reproduction or use for any but the specifically agreed upon purposes, without the prior written consent of the designer is strictly prohibited.

PRELIMINARY

PROJECT
FOREST HILLS PAVILION

600 LOXEY BLVD N.
LA CROSSE, WI 54601

DATE
01/08/2024

PROJECT No
1504A

DRAWING TITLE
ARCHITECTURAL SITE PLAN

CHECKED BY
MWS

SHEET NUMBER

A099

PRELIMINARY

PROJECT
FOREST HILLS PAVILION

600 LOXEY BLVD N.
LA CROSSE, WI 54601

DATE
01/08/2024

PROJECT No
1504A

DRAWING TITLE
ARCHITECTURAL SITE PLAN

CHECKED BY
MWS

I hereby certify that this plan, specification, or report was prepared by me or under my direct supervision and that I am a duly registered professional under the laws of the State of WI.

REVISION SCHEDULE	
Revision No.	Description

DATE
NUMBER

has been field verified, all work on the property of the designer and any reproduction or use for any but the specifically agreed upon purposes, without the prior written consent of the designer is strictly prohibited.

PRELIMINARY

PROJECT
FOREST HILLS PAVILION

600 LOXEY BLVD N.
LA CROSSE, WI 54601

DATE
01/08/2024

PROJECT No
1504A

DRAWING TITLE
ARCHITECTURAL SITE PLAN

CHECKED BY
MWS

SHEET NUMBER

A099

PRELIMINARY

PROJECT
FOREST HILLS PAVILION

600 LOXEY BLVD N.
LA CROSSE, WI 54601

DATE
01/08/2024

PROJECT No
1504A

DRAWING TITLE
ARCHITECTURAL SITE PLAN

CHECKED BY
MWS

I hereby certify that this plan, specification, or report was prepared by me or under my direct supervision and that I am a duly registered professional under the laws of the State of WI.

REVISION SCHEDULE	
Revision No.	Description

DATE
NUMBER

has been field verified, all work on the property of the designer and any reproduction or use for any but the specifically agreed upon purposes, without the prior written consent of the designer is strictly prohibited.

PRELIMINARY

PROJECT
FOREST HILLS PAVILION

600 LOXEY BLVD N.
LA CROSSE, WI 54601

DATE
01/08/2024

PROJECT No
1504A

DRAWING TITLE
ARCHITECTURAL SITE PLAN

CHECKED BY
MWS

SHEET NUMBER

A099

PRELIMINARY

PROJECT
FOREST HILLS PAVILION

600 LOXEY BLVD N.
LA CROSSE, WI 54601

DATE
01/08/2024

PROJECT No
1504A

DRAWING TITLE
ARCHITECTURAL SITE PLAN

CHECKED BY
MWS

I hereby certify that this plan, specification, or report was prepared by me or under my direct supervision and that I am a duly registered professional under the laws of the State of WI.

REVISION SCHEDULE	
Revision No.	Description

DATE
NUMBER

has been field verified, all work on the property of the designer and any reproduction or use for any but the specifically agreed upon purposes, without the prior written consent of the designer is strictly prohibited.

PRELIMINARY

PROJECT
FOREST HILLS PAVILION

600 LOXEY BLVD N.
LA CROSSE, WI 54601

DATE
01/08/2024

PROJECT No
1504A

DRAWING TITLE
ARCHITECTURAL SITE PLAN

CHECKED BY
MWS

SHEET NUMBER

A099

PRELIMINARY

PROJECT
FOREST HILLS PAVILION

600 LOXEY BLVD N.
LA CROSSE, WI 54601

DATE
01/08/2024

PROJECT No
1504A

DRAWING TITLE
ARCHITECTURAL SITE PLAN

CHECKED BY
MWS

I hereby certify that this plan, specification, or report was prepared by me or under my direct supervision and that I am a duly registered professional under the laws of the State of WI.

REVISION SCHEDULE	
Revision No.	Description

DATE
NUMBER

has been field verified, all work on the property of the designer and any reproduction or use for any but the specifically agreed upon purposes, without the prior written consent of the designer is strictly prohibited.

PRELIMINARY

PROJECT
FOREST HILLS PAVILION

600 LOXEY BLVD N.
LA CROSSE, WI 54601

DATE
01/08/2024

PROJECT No
1504A

DRAWING TITLE
ARCHITECTURAL SITE PLAN

CHECKED BY
MWS

SHEET NUMBER

A099

PRELIMINARY

PROJECT
FOREST HILLS PAVILION

600 LOXEY BLVD N.
LA CROSSE, WI 54601

DATE
01/08/2024

PROJECT No
1504A

DRAWING TITLE
ARCHITECTURAL SITE PLAN

CHECKED BY
MWS

I hereby certify that this plan, specification, or report was prepared by me or under my direct supervision and that I am a duly registered professional under the laws of the State of WI.

REVISION SCHEDULE	
Revision No.	Description

DATE
NUMBER

has been field verified, all work on the property of the designer and any reproduction or use for any but the specifically agreed upon purposes, without the prior written consent of the designer is strictly prohibited.

PRELIMINARY

PROJECT
FOREST HILLS PAVILION

600 LOXEY BLVD N.
LA CROSSE, WI 54601

DATE
01/08/2024

PROJECT No
1504A

DRAWING TITLE
ARCHITECTURAL SITE PLAN

CHECKED BY
MWS

SHEET NUMBER

A099

PRELIMINARY

PROJECT
FOREST HILLS PAVILION

600 LOXEY BLVD N.
LA CROSSE, WI 54601

DATE
01/08/2024

PROJECT No
1504A

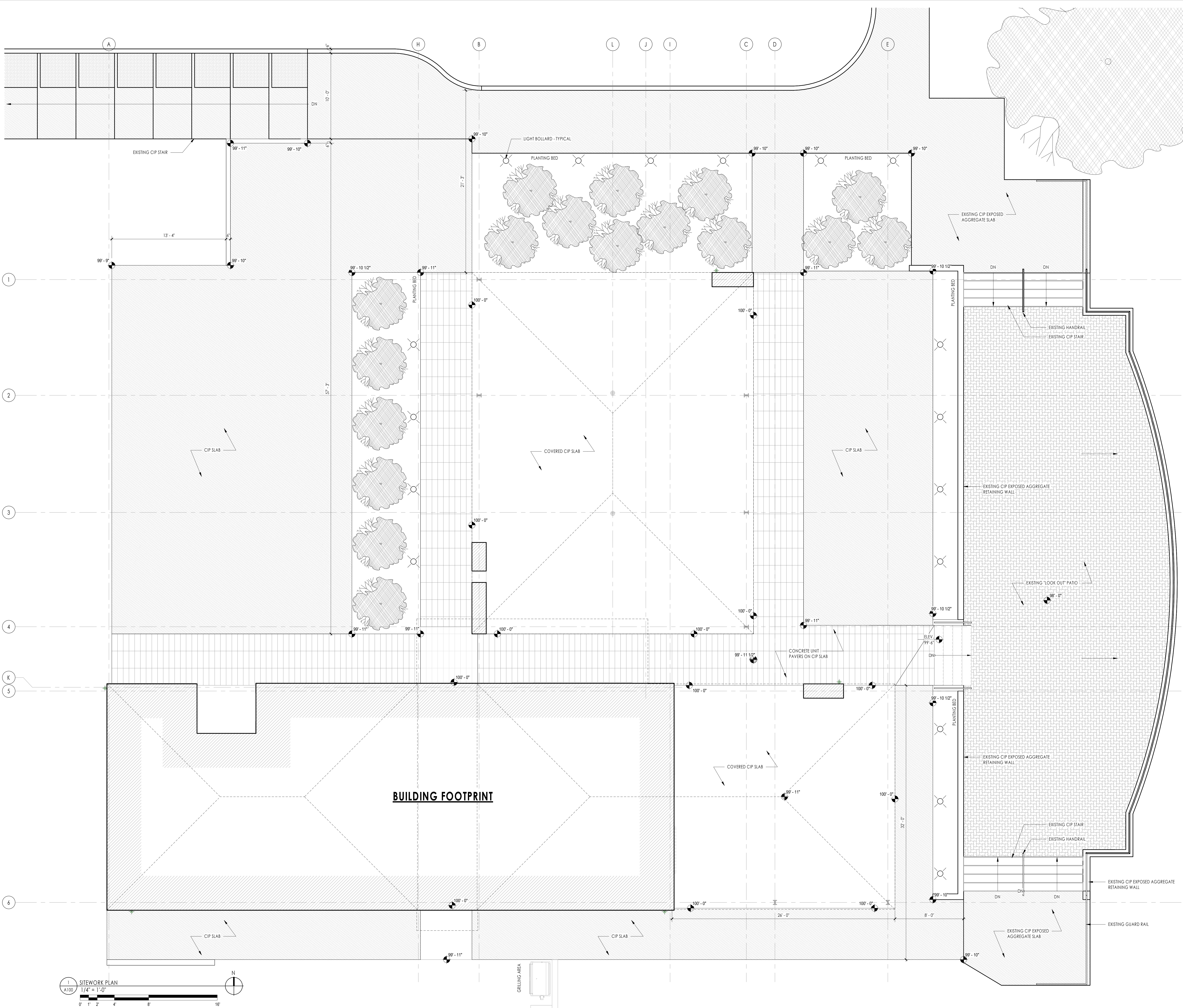
DRAWING TITLE
ARCHITECTURAL SITE PLAN

CHECKED BY
MWS

I hereby certify that this plan, specification, or report was prepared by me or under my direct supervision and that I am a duly registered professional under the laws of the State of WI.

REVISION SCHEDULE	
Revision No.	Description

1/16/2024 10:11:49 AM



GENERAL NOTES - SITEWORK

1. VERIFY ALL DIMENSIONS AND CONDITIONS AT PROJECT SITE.
11. PITCH ALL EXTERIOR STOOPS AND SIDEWALKS AWAY FROM BUILDING.
12. ALL MECHANICAL, PLUMBING, AND ELECTRICAL PENETRATIONS THROUGH FIRE RATED CONSTRUCTION SHALL BE SLEEVED AND FIRST STOPPED AND/OR HAVE FIRE DAMPERS EQUIVALENT TO THE FIRE RATING OF THE CONSTRUCTION.

KEYED NOTES

I hereby certify that this plan, specification, or report was prepared by me or under my direct supervision and that I am a duly registered professional under the laws of the State of WI.

REVISION SCHEDULE		Description	
Revision No.	Date		

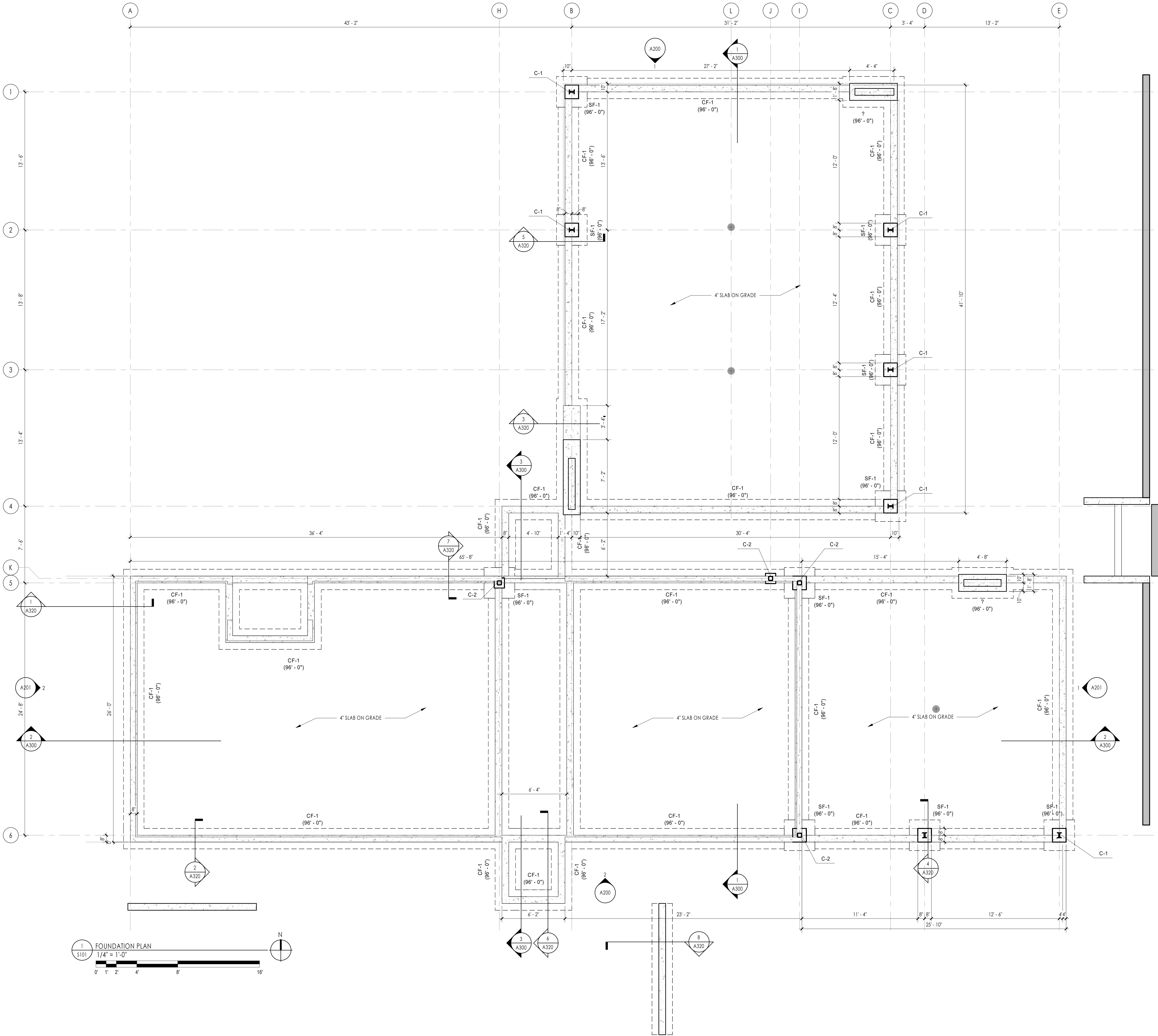
DATE
NUMBER
DESIGNED BY
DRAWN BY
CHECKED BY

PRELIMINARY

PROJECT: FOREST HILLS PAVILION
600 LOXEY BLVD N.
LA CROSSE, WI 54601
DATE: 01/08/2024
DRAWN BY: R.A.
CHECKED BY: MWS
PROJECT No: 1504A
DRAWING TITLE: ARCHITECTURAL SITEWORK PLAN

SHEET NUMBER

A100



- GENERAL NOTES - FLOOR PLANS**
1. VERIFY ALL DIMENSIONS AND CONDITIONS AT PROJECT SITE.
 2. SEE SHEET A620 FOR PARTITION TYPES.
 3. SEE SHEETS A131-A132 FOR REFLECTED CEILING PLANS.
 4. SEE SHEET A600 FOR DOOR SCHEDULE.
 5. SEE SHEET A710 FOR ROOM FINISHES.
 6. DIMENSIONS ON FLOOR PLAN ARE BASED ON FACE OF FRAMING/MASONRY, UNLESS OTHERWISE NOTED.
 7. REFER TO MECHANICAL, ELECTRICAL, AND PLUMBING DRAWINGS FOR ADDITIONAL ITEMS AND NOTES.
 8. PROVIDE BLOCKING FOR ALL WALL AND CEILING MOUNTED ACCESSORIES INCLUDING, BUT NOT LIMITED TO CASEWORK, COAT HOOKS, TOILET ACCESSORIES, FIRE EXTINGUISHERS, SIGNAGE AND ANY OTHER OWNER PROVIDED EQUIPMENT AND ACCESSORIES.
 9. VERIFY WITH OWNER THE EXACT HEIGHT AND LOCATION OF ALL WALL MOUNTED AND CEILING MOUNTED EQUIPMENT.
 10. FIELD VERIFY ALL DIMENSIONS. BRING ANY DISCREPANCIES TO THE ATTENTION OF THE ARCHITECT/ENGINEER FOR FINAL DECISION.
 11. PITCH ALL EXTERIOR STOOPS AND SIDEWALKS AWAY FROM BUILDING.
 12. ALL MECHANICAL, PLUMBING, AND ELECTRICAL PENETRATIONS THROUGH FIRE RATED CONSTRUCTION SHALL BE SLEEVED AND FIRE STOPPED AND/OR HAVE FIRE DAMPERS EQUIVALENT TO THE FIRE RATING OF THE CONSTRUCTION.
 13. REFER TO STRUCTURAL DRAWINGS FOR FLOOR SLAB CONTROL JOINT LOCATIONS.

COLUMN SCHEDULE	
MARK	SIZE
C-1	[2] C6X10.5X.75 w/ 3/4" SPACERS
C-2	HSSK5X3/8

FOOTING SCHEDULE		
MARK	SIZE	FOOTING REINFORCEMENT
CF-1	24" x 12"	
SF-1	36" x 36" x 12"	

KEYED NOTES

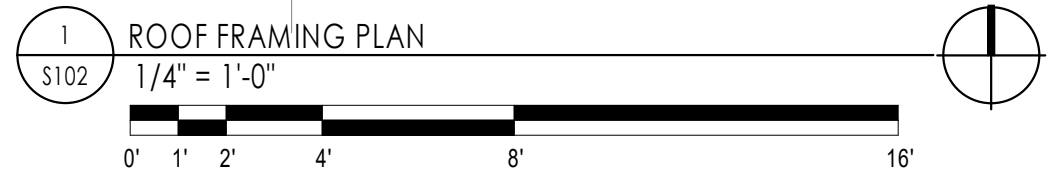
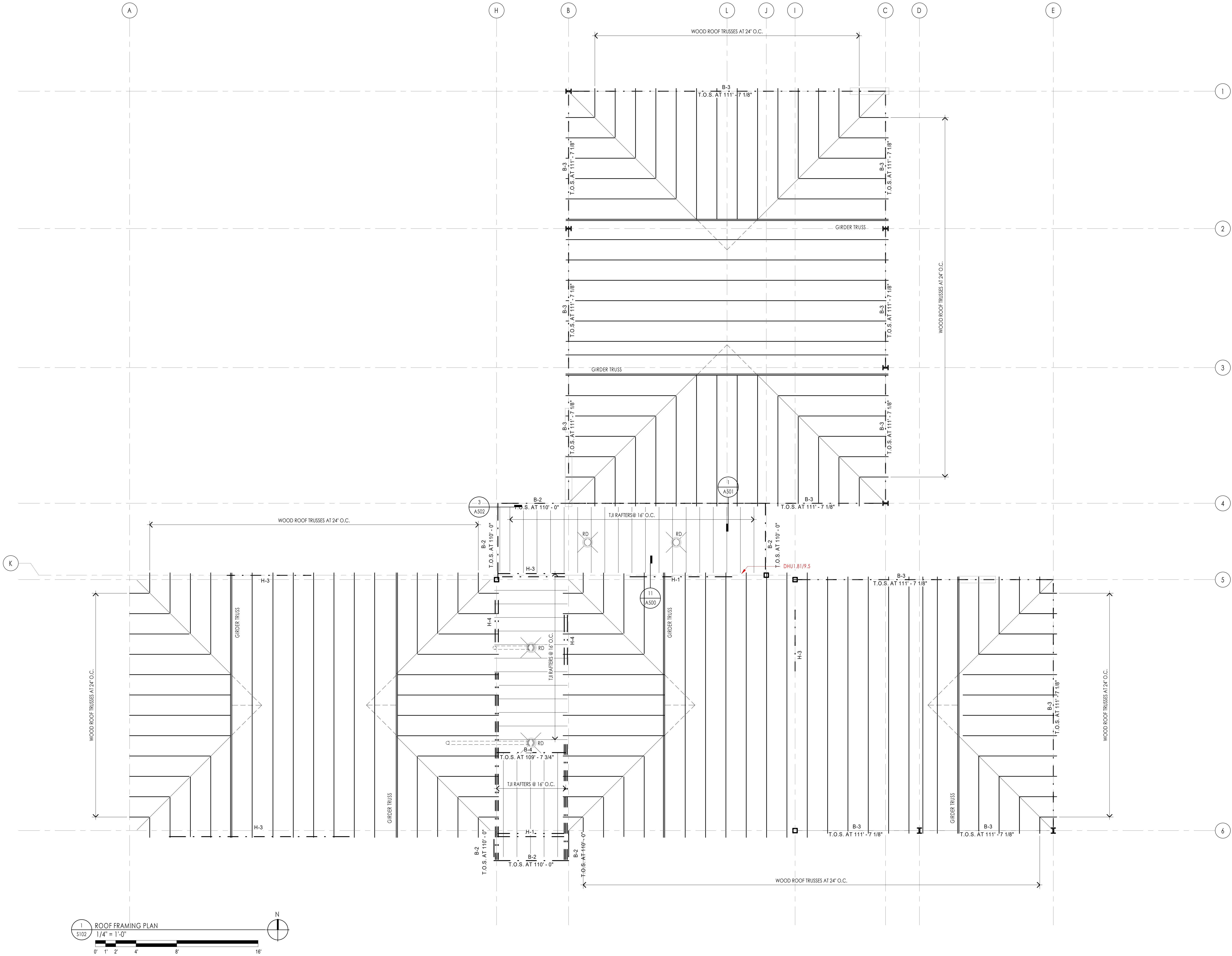
I hereby certify that this plan, specification, or report was prepared by me or under my direct supervision and that I am a duly registered professional under the laws of the State of WI.

REVISION SCHEDULE	
Revision No.	Description

DATE
NUMBER
PROJECT
DRAWING TITLE
CHECKED BY
DESIGNED BY
PROJECT NO.
SHEET NUMBER

PRELIMINARY

PROJECT: FOREST HILLS PAVILION
600 LOXEY BLVD N.
LA CROSSE, WI 54601
DATE: 01/08/2024
DRAWN BY: RA
CHECKED BY: MWS
PROJECT NO: 1506A
DRAWING TITLE: FOUNDATION PLAN
SHEET NUMBER: S101



- GENERAL NOTES - ROOFING**
- CONTRACTOR SHALL INSPECT INSTALLATION OF TAPERED INSULATION AT THE START OF THIS WORK TO ASSURE PROPER INSTALLATION.
 - PRESSURE TREATED PLYWOOD AND LUMBER SHALL NOT BE PROVIDED FOR USE IN ROOFING PROJECTS AS A SUBSTRATE. MATERIAL INTENDED TO RECEIVE MECHANICAL FASTENERS USED TO SECURE METAL ROOF PANELS, PANEL CLIPS, METAL COPING, ROOF PENETRATION CURBS, CAP, AND COUNTERFLASHING, ALL OTHER METAL FLASHING, ROOFING INSULATION AND MEMBRANE INSTALLATIONS THAT ARE PART OF THE ROOF SYSTEM.
 - REFER TO SPEC SECTION 07 53 23 FOR INSTALLATION INSTRUCTIONS.
 - CONTRACTOR TO PROVIDE TAPERED SADDLES BEHIND ROOF CURBS AND EQUIPMENT RAILS.
 - ROOFER TO VERIFY ALL DRAIN LOCATIONS WITH PHYSICAL LOCATION OF ROOF DRAIN AS INSTALLED BY PLUMBING TRADE PRIOR TO PREPARATION OF TAPERED INSULATION DRAWINGS.
 - GENERAL CONTRACTOR SHALL CALL A MEETING BETWEEN THE ROOFING CONTRACTOR AND ALL MEP CONTRACTORS TO COORDINATE ALL ROOFING PENETRATIONS.
 - TAPERED INSULATION INSTALLED CONTRARY TO THE LOW POINT OF THE DRAIN, OVER FLOW OR SCUPPER LOCATIONS SHALL BE CAUSE FOR REJECTION OF THE WORK AND THEREFORE SHALL BE REMOVED AT NO COST TO THE PROJECT, AND RE-INSTALLED TO START AT THE DRAIN BOWL.
 - ROOF DRAINS SHALL BE SET WITH TOP OF THE FLASHING RING ONE INCH ABOVE THE ROOF DECK.
 - EXISTING ROOFING, CAULKING AND SEALANTS ARE ASSUMED TO CONTAIN ASBESTOS. CONTRACTOR REMOVING EXISTING ROOFING AND CAULKING SHALL COMPLY WITH WISCONSIN ADMINISTRATIVE CODE CHAPTER DEPARTMENT OF HEALTH SERVICES 159 CERTIFICATION AND TRAINING REQUIREMENTS FOR ASBESTOS ACTIVITIES. WORKERS REMOVING THE EXISTING ROOFING AND CAULKING ON THIS PROJECT SHALL BE ASBESTOS CERTIFIED BY WISCONSIN DHS. SEE SPECIFICATION, GENERAL REQUIREMENTS #5 HAZARDOUS SUBSTANCES FOR ADDITIONAL INFORMATION.

BEAM SCHEDULE	
MARK	SIZE
B-2	C15X50
B-3	W16X40
B-4	[2] 1 3/4x9 1/4 BEAM
B-5	[4] 1 3/4x11 7/8

HEADER SCHEDULE	
MARK	SIZE
H-1	[2] 1 3/4x11 7/8 HEADER
H-2	2x6
H-3	[2] 1 3/4x9 1/4 HEADER
H-4	[2] 2x8

KEYED NOTES

I hereby certify that this plan, specification, or report was prepared by me or under my direct supervision and that I am a duly registered professional under the laws of the State of WI.

DATE
NUMBER
The seal, if used, shall verify the identity of the designer and any reproduction or use for any other purpose without the prior written consent of the engineer is strictly prohibited.

REVISION SCHEDULE	
Revision No.	Description

PRELIMINARY

PROJECT: FOREST HILLS PAVILION
600 LOSEY BLVD N.
LA CROSSE, WI 54601
DATE: 01/08/2024
DRAWN BY: RA
CHECKED BY: MWS
PROJECT No: 1504A
DRAWING TITLE: ROOF FRAMING PLAN

SHEET NUMBER

S102

A		F		M		S	
AB	ANCHOR BOLT	F	FAHRENHEIT	MACH	MACHINE	S	SOUTH
A/C	AIR CONDITIONING	F/F	FACE TO FACE	MAINT	MAINTENANCE	SA	SUPPLY AIR
ACM	ALUMINUM COMPOSITE MATERIAL	FA	FIRE ALARM	MAS	MASONRY	SAN	SANITARY
ACOUS	ACOUSTICAL	FAB	FABRICATE	MATL	MATERIAL	SB	SPASH BLOCK
ACT	ACUSTICAL CEILING TILE	FAC	FIRE ACCESS CABINET	MAX	MAXIMUM	SC	SOLID CORE
ACP	ACOUSTICAL CEILING PANEL	FCU	FAN COIL UNIT	MB	MOP BASIN, MACHINE BOLT	SCED	SCHEDULED
ACS FLR	ACCESS FLOOR	FD	FLOOR DRAIN	MBR	MASTER BEDROOM	SCHED	SLAB CONTROL JOINT
ACS PNL	ACCESS PANEL	FDC	FIRE DEPARTMENT CONNECTION	MCM	MASONRY BEARING WALL	SCRN	SCREEN
AD	AREA DRAIN	FDN	FOUNDATION	MCM	METAL COMPOSITE MATERIAL	SCRT	STRUCTURAL CLAY TILE
ADO	AUTOMATIC DOOR OPERATOR	FE	FIRE EXTINGUISHER	MDO	MEDIUM DENSITY OVERLAY	SD	STORM DRAIN, SOAP DISPENSER
ADDL	ADDITIONAL	FEC	FIRE EXTINGUISHER CABINET	MECH	MECHANICAL	SE	SOUTHEAST
ADH	ADHESIVE	FF	FINISH FACE	MEQ	MEDIUM	SECT	SECTION
ADJ	ADJUSTABLE	FGL	FIBERGLASS	MEMB	MEMBRANCE	SEG	SEGMENT
ADJC	ADJACENT	FH	FIRE HYDRANT	MEZZ	MEZZANINE	SEP	SEPARATION, SEPARATE
AF	ABOVE FINISH FLOOR	FHC	FIRE HOSE CABINET	MFR	MANUFACTURER	SPWD	SOFTWOOD
AFG	ABOVE FINISH GRADE	FHMS	FLAT HEAD MACHINE SCREW	MH	MANHOLE	SHWR	SHOWER
AFS	ABOVE FINISHED SLAB	FHWS	FLAT HEAD WOOD SCREW	MHGT	MOUNTING HEIGHT	SHGT	SHEET
AHU	AIR HANDLING UNIT	FHP	FULL HEIGHT PARTITION	MIN	MINIMUM	SHG	SHEATHING
ALT	ALTERNATE, ALTERNATIVE	FIN	FINISH	MIR	MIRROR	SHV	SHELVING
ALUM	ALUMINUM	FIN FLR	FINISH FLOOR	MISC	MISCELLANEOUS	SIM	SIMILAR
ANOD	ANODIZED	FIN GR	FINISH GRADE	MJ	MOVEMENT JOINT	SJ	SCORED JOINT
APPROX	APPROXIMATE	FINT	FINISH TILE	MROD	MARKER BOARD	SM	SHEET METAL
ARCH	ARCHITECT[URAL]	FLG	FLASHING	ML	METAL LATH	SND	SANITARY NAPKIN DISPENSER
ASPH	ASPHALT	FLR	FLOOR	MLDG	MOLDING, MOULDING	SNR	SANITARY NAPKIN RECEPTOR
ASST	ASSEMBLY	FLR FIN	FLOOR FINISH	MLWK	MILLWORK	SP	SPACE
AUTO	AUTOMATIC	FLT GL	FLOAT GLASS	MO	MASONRY OPENING	SPCR	SPECIFICATION
AUX	AUXILIARY	FLEX	FLEXIBLE	MOD	MODULE, MODULAR	SPKLR	SPRINKLER
AVG	AVERAGE	FLUOR	FLUORESCENT	MR	MOISTURE RESISTANT	SPKR	SPEAKER
		FO	FINISH OPENING, FACE OF	MS	MACHINE SCREW	SQ	SQUARE
		FOC	FACE OF CONCRETE	MTD	MOUNTED	SQ FT	SQUARE FOOT
		FOF	FACE OF FINISH	MTG	MOUNTING	SQ IN	SQUARE INCH
		FOM	FACE OF MASONRY	MTL	METAL	SQ YD	SQUARE YARD
		FOS	FACE OF STUD, FACE OF SLAB	MTF	METAL TOILET PARTITION	SS	SERVICES SINK, SANITARY SEWER
		FPL	FIREPLACE	MULL	MULLION	SST	STAINLESS STEEL
		FRF	FIREPROOFING	MVBL	MOVABLE	ST	STREET
		FR	FRAME	MWP	MEMBRANE WATERPROOFING	STA	STATION
		FRT	FIRE RESISTANT TREATED			STAG	STAGGERED
		FR MIR	FRAMED MIRROR			STD	SOUND TRANSMISSION CLASSIFICATION
		FS	FULL SIZE			STD	STANDARD
		FSS	FOLDING SHOWER BENCH			STIF	STIFFENER
		FSNR	FASTENER			STR	STRIP
		FT	FOOT, FEET			STL	STEEL
		FTG	FOOTING			STL JST	STEEL JOIST
		FURN	FURNITURE			STL LNTL	STEEL LINTEL
		FUR	FURRING			STL PL	STEEL PLATE
		FWC	FABRIC WALL COVERING			STOR	STORAGE
						STRUCT	STRUCTURE, STRUCTURAL
						STS	SELF-TAPPING STEEL
						SUSP	SUSPENDED
						SUSP CLG	SUSPENDED CEILING
						SW	SOUTHWEST, SIDEWALK, SWITCH
						SYMM	SYMMETRICAL
						TST	TEST

<div> <div> <h3>ARCHITECTURAL SYMBOLS - PLAN</h3> <div> <div> <p>DETAIL NUMBER</p> <p>DETAIL CALLOUT REFERENCE</p> <p>SHEET NUMBER</p> </div> <div> <p>DETAIL NUMBER</p> <p>BUILDING SECTION REFERENCE</p> <p>SHEET NUMBER</p> </div> <div> <p>DETAIL NUMBER</p> <p>WALL SECTION REFERENCE</p> <p>SHEET NUMBER</p> </div> <div> <p>DETAIL NUMBER</p> <p>SECTION DETAIL REFERENCE</p> <p>SHEET NUMBER</p> </div> <div> <p>DETAIL NUMBER</p> <p>ARCHITECTURAL EXTERIOR ELEVATION</p> <p>SHEET NUMBER</p> </div> <div> <p>DETAIL NUMBER</p> <p>ARCHITECTURAL INTERIOR ELEVATION</p> <p>SHEET NUMBER</p> </div> <div> <p>ROOM NAME</p> <p>ROOM IDENTIFICATION</p> <p>ROOM NUMBER</p> </div> <div> <p>DOOR SYMBOL / DOOR TAG</p> </div> <div> <p>EXISTING GRID IDENTIFICATION</p> <p>LAYOUT GRID LINES</p> <p>NEW GRID IDENTIFICATION</p> </div> <div> <p>NORTH ARROW</p> </div> </div> <div> <p>WALL TYPE TAG</p> <p>**SEE SHEET A420 FOR WALL TYPES**</p> </div> <div> <p>NAME OF LEVEL</p> <p>LEVEL LINE</p> <p>HEIGHT ABOVE PROJECT DATUM</p> </div> <div> <p>HEIGHT ABOVE PROJECT DATUM</p> <p>SPOT ELEVATION</p> </div> <div> <p>KEYNOTE TAG</p> </div> <div> <p>STANDARD DIMENSION</p> <p>PARTITION ASSEMBLY</p> <p>EDGE OF DOOR OR OPENING</p> <p>BUILDING ELEMENT</p> <p>WORK PLANE INDICATED ON DRAWINGS</p> </div> <div> <p>CENTERLINE DIMENSION</p> <p>STRUCTURAL GRID</p> <p>LAYOUT GRID</p> <p>CENTERLINE OF ASSEMBLY</p> <p>CENTER OF OPENING</p> </div> <div> <p>REVISION CLOUD / TAG</p> </div> <div> <p>WINDOW TYPE / CURTAIN WALL TYPE</p> </div> <div> <p>DETAIL NUMBER</p> <p>DRAWING TITLE / VIEW REFERENCE</p> <p>SHEET NUMBER</p> </div> <div> <p>EXISTING CONDITIONS</p> </div> <div> <p>NOT IN CONTRACT (NIC)</p> </div> </div> </div>	<div> <div> <h3>FIRE RESISTANT RATING</h3> <div> <p>SMOKE RATED PARTITION</p> </div> <div> <p>1-HOUR FIRE RESISTANCE RATING</p> </div> <div> <p>2-HOUR FIRE RESISTANCE RATING</p> </div> <div> <p>3-HOUR FIRE RESISTANCE RATING</p> </div> <div> <p>4-HOUR FIRE RESISTANCE RATING</p> </div> </div> <p>** ALL FIRE RATED WALLS SHALL EXTEND TO THE UNDERSIDE OF ROOF DECK OR FLOOR SLAB AND BE CONSTRUCTED TO MEET THE APPROPRIATE UL DESIGN SPECIFIED</p> </div>
<div> <div> <h3>ARCHITECTURAL MATERIALS LEGEND</h3> <div> <div> <h4>EARTHWORK</h4> <div> <p>EARTH</p> </div> <div> <p>GRAVEL - AGGREGATE BASE COURSE</p> </div> <div> <p>SAND, MORTAR, FIREPROOFING</p> </div> </div> <div> <h4>CONCRETE</h4> <div> <p>CONCRETE - CAST-IN-PLACE</p> </div> <div> <p>CONCRETE - PRECAST</p> </div> </div> <div> <h4>MASONRY</h4> <div> <p>CONCRETE MASONRY UNIT (CMU)</p> </div> <div> <p>BRICK MASONRY</p> </div> <div> <p>LIMESTONE, CUT STONE, PRECAST</p> </div> </div> <div> <h4>METAL</h4> <div> <p>STEEL</p> </div> <div> <p>ALUMINUM</p> </div> </div> <div> <h4>WOOD</h4> <div> <p>WOOD - FINISH / MILL WORK</p> </div> <div> <p>WOOD - ROUGH</p> </div> </div> </div> <div> <div> <p>WOOD - BLOCKING</p> </div> <div> <p>PLYWOOD</p> </div> </div> <div> <div> <h4>INSULATION</h4> <div> <p>BATT / LOOSE FILL INSULATION</p> </div> <div> <p>EIFS</p> </div> <div> <p>RIGID INSULATION</p> </div> <div> <p>SPRAY FOAM INSULATION</p> </div> </div> <div> <div> <h4>FINISHES</h4> <div> <p>ACOUSTICAL TILE</p> </div> <div> <p>CERAMIC TILE</p> </div> <div> <p>MARBLE</p> </div> <div> <p>TERRAZZO</p> </div> <div> <p>COVER BOARD, PROTECTION BOARD</p> </div> <div> <p>COMPOSITE BOARD</p> </div> <div> <p>CARPET</p> </div> </div> </div> </div></div></div>	<div> <div> <h3>REFERENCE STANDARDS</h3> <div> <div> <p>ACI</p> <p>AMERICAN CONCRETE INSTITUTE</p> </div> <div> <p>ASCI</p> <p>AMERICAN INSTITUTE OF STEEL CONSTRUCTION</p> </div> <div> <p>ADA</p> <p>AMERICANS WITH DISABILITIES ACT</p> </div> <div> <p>AIA</p> <p>AMERICAN INSTITUTE OF ARCHITECTS</p> </div> <div> <p>ANSI</p> <p>AMERICAN NATIONAL STANDARDS INSTITUTE</p> </div> <div> <p>ASHRAE</p> <p>AMERICAN SOCIETY OF HEATING, REFRIGERATING, AND AIR CONDITIONING ENGINEERS</p> </div> <div> <p>ASTM</p> <p>AMERICAN SOCIETY OF TESTING AND MATERIALS</p> </div> <div> <p>AWI</p> <p>ARCHITECTURAL WOODWORKING INSTITUTE</p> </div> <div> <p>CSI</p> <p>CONSTRUCTION SPECIFICATION INSTITUTE</p> </div> <div> <p>DNR</p> <p>DEPARTMENT OF NATURAL RESOURCES</p> </div> <div> <p>DOC</p> <p>DEPARTMENT OF COMMERCE</p> </div> <div> <p>IBC</p> <p>INTERNATIONAL BUILDING CODE</p> </div> <div> <p>ICC</p> <p>INTERNATIONAL CODE COUNCIL</p> </div> <div> <p>IECC</p> <p>INTERNATIONAL ENERGY CONSERVATION CODE</p> </div> <div> <p>LEED</p> <p>LEADERSHIP IN ENERGY AND ENVIRONMENTAL DESIGN</p> </div> <div> <p>NFPA</p> <p>NATIONAL FIRE PROTECTION ASSOCIATION</p> </div> <div> <p>OSHA</p> <p>OCCUPATIONAL SAFETY AND HEALTH ADMINISTRATION</p> </div> <div> <p>PCI</p> <p>PRECAST/PRESTRESSED CONCRETE INSTITUTE</p> </div> <div> <p>SMACNA</p> <p>SHEET METAL AND AIR CONDITIONING CONTRACTORS NATIONAL ASSOCIATION</p> </div> <div> <p>UL</p> <p>UNDERWRITERS LABORATORIES</p> </div> </div> </div> </div>
<div> <div> <h3>ARCHITECTURAL REFLECTED CEILING PLAN SYMBOLS</h3> <div> <div> <h4>ARCHITECTURAL</h4> <div> <div> <p>ROOM NAME</p> <p>ROOM IDENTIFICATION</p> <p>ROOM NUMBER</p> </div> <div> <p>CEILING TYPE</p> <p>CEILING TYPE TAG</p> <p>CEILING HEIGHT</p> </div> </div> <p>* REFER TO REFLECTED CEILING PLANS FOR CEILING TYPES *</p> </div> <div> <h4>MECHANICAL</h4> <div> <p>SUPPLY AIR GRILLE</p> </div> <div> <p>RETURN AIR GRILLE</p> </div> <div> <p>RETURN AIR GRILLE</p> </div> <div> <p>LINEAR DIFFUSER</p> </div> </div> <div> <h4>FIRE PROTECTION</h4> <div> <p>SPRINKLER HEAD - CEILING MOUNT</p> </div> <div> <p>SPRINKLER HEAD - RECESSED</p> </div> <div> <p>SPRINKLER HEAD - WALL MOUNT</p> </div> </div> </div> <div> <div> <h4>ELECTRICAL</h4> <div> <p>2x2 LIGHT FIXTURE</p> </div> <div> </div></div></div></div></div>	

PROJECT

FOREST HILLS PAVILION

600 LOSEY BLVD N.

LA CROSSE, WI 54601

DATE

01/08/2024

DRAWN BY

RA

CHECKED BY

AMS

PROJECTING

1506A

DRAWING TITLE

ARCHITECTURAL ABBREVIATIONS & SYMBOLS

PRELIMINARY

river ARCHITECTS

740 7th Street North

La Crosse, WI 54601-3308

Tel 608 785-2217

I hereby certify that this plan, specification, or report was prepared by me or under my direct supervision and that I am a duly registered professional under the laws of the State of:

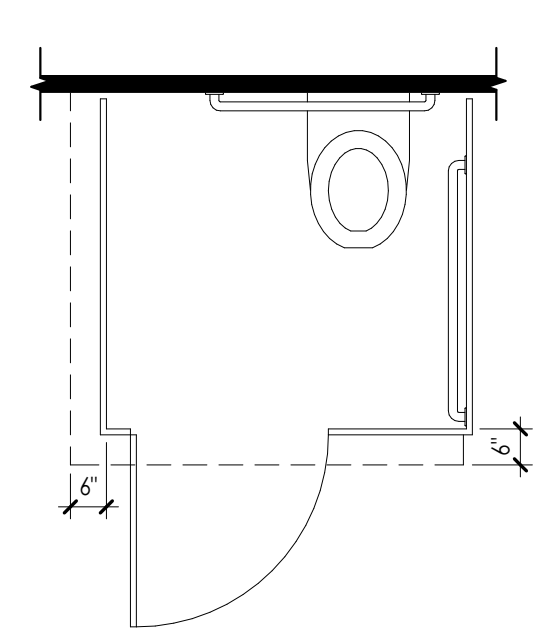
REVISION SCHEDULE		
Revision No.	Date	Description

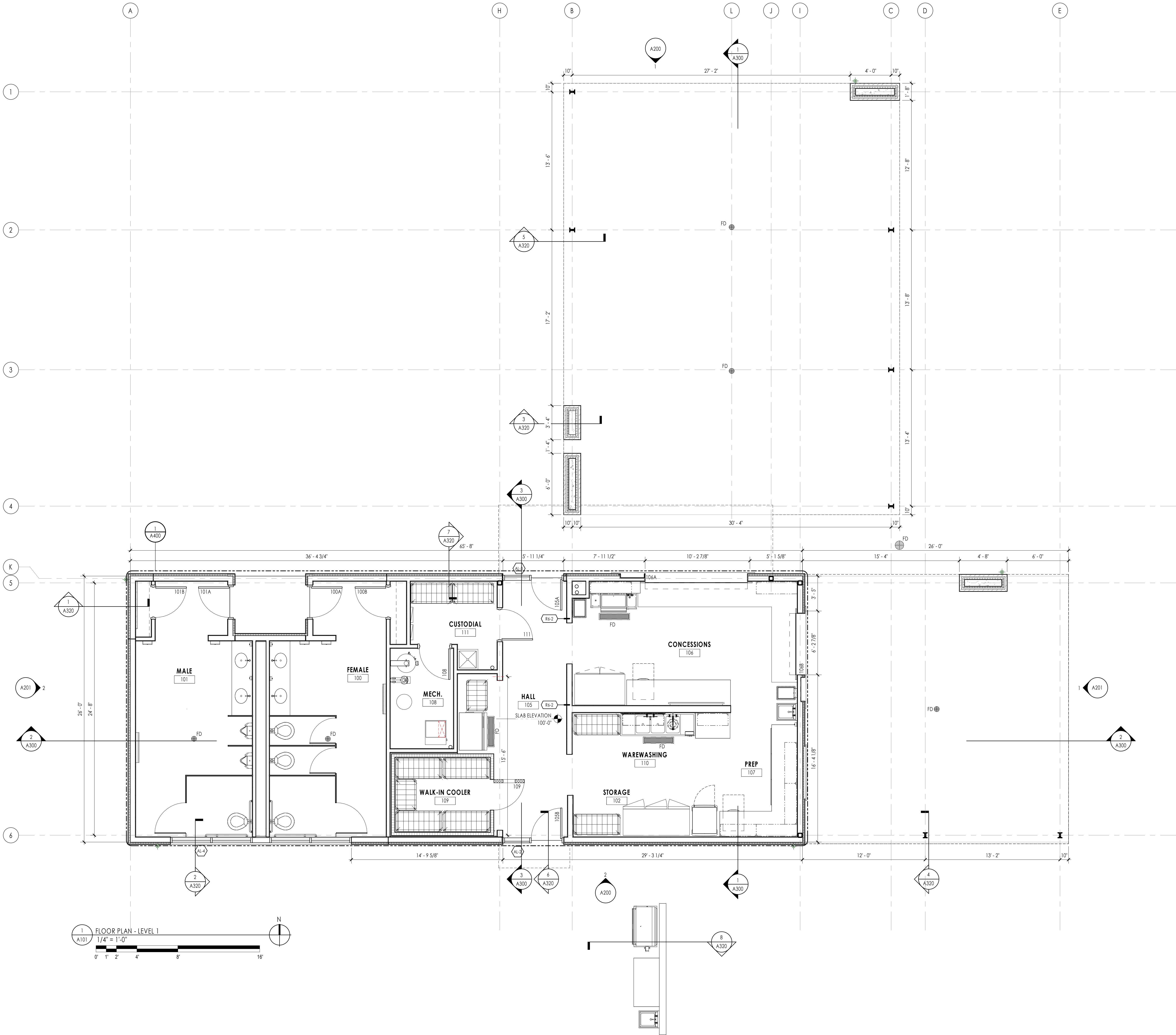
DATE

NUMBER

This drawing is and will remain the property of the firm and is not to be reproduced or used for any other project without the specific written consent of the firm. The user specifically agreed upon purposes, without the prior written consent of the firm.

WHEELCHAIR ACCESSIBLE COMPARTMENT TOE CLEARANCE





- GENERAL NOTES - FLOOR PLANS**
1. VERIFY ALL DIMENSIONS AND CONDITIONS AT PROJECT SITE.
 2. SEE SHEET A620 FOR PARTITION TYPES.
 3. SEE SHEETS A131-A132 FOR REFLECTED CEILING PLANS.
 4. SEE SHEET A600 FOR DOOR SCHEDULE.
 5. SEE SHEET A710 FOR ROOM FINISHES.
 6. DIMENSIONS ON FLOOR PLAN ARE BASED ON FACE OF FRAMING/MASONRY, UNLESS OTHERWISE NOTED.
 7. REFER TO MECHANICAL, ELECTRICAL, AND PLUMBING DRAWINGS FOR ADDITIONAL ITEMS AND NOTES.
 8. PROVIDE BLOCKING FOR ALL WALL AND CEILING MOUNTED ACCESSORIES INCLUDING, BUT NOT LIMITED TO CASEWORK, COAT HOOKS, TOILET ACCESSORIES, FIRE EXTINGUISHERS, SIGNAGE AND ANY OTHER OWNER PROVIDED EQUIPMENT AND ACCESSORIES.
 9. VERIFY WITH OWNER THE EXACT HEIGHT AND LOCATION OF ALL WALL MOUNTED AND CEILING MOUNTED EQUIPMENT.
 10. FIELD VERIFY ALL DIMENSIONS. BRING ANY DISCREPANCIES TO THE ATTENTION OF THE ARCHITECT/ENGINEER FOR FINAL DECISION.
 11. PITCH ALL EXTERIOR STOOPS AND SIDEWALKS AWAY FROM BUILDING.
 12. ALL MECHANICAL, PLUMBING, AND ELECTRICAL PENETRATIONS THROUGH FIRE RATED CONSTRUCTION SHALL BE SLEEVED AND FIRESTOPPED AND/OR HAVE FIRE DAMPERS EQUIVALENT TO THE FIRE RATING OF THE CONSTRUCTION.
 13. REFER TO STRUCTURAL DRAWINGS FOR FLOOR SLAB CONTROL JOINT LOCATIONS.

KEYED NOTES

I hereby certify that this plan, specification, or report was prepared by me or under my direct supervision and that I am a duly registered professional under the laws of the State of WI.

REVISION SCHEDULE	
Revision No.	Description

PRELIMINARY

PROJECT:
FOREST HILLS PAVILION

600 LOXEY BLVD N.
LA CROSSE, WI 54601

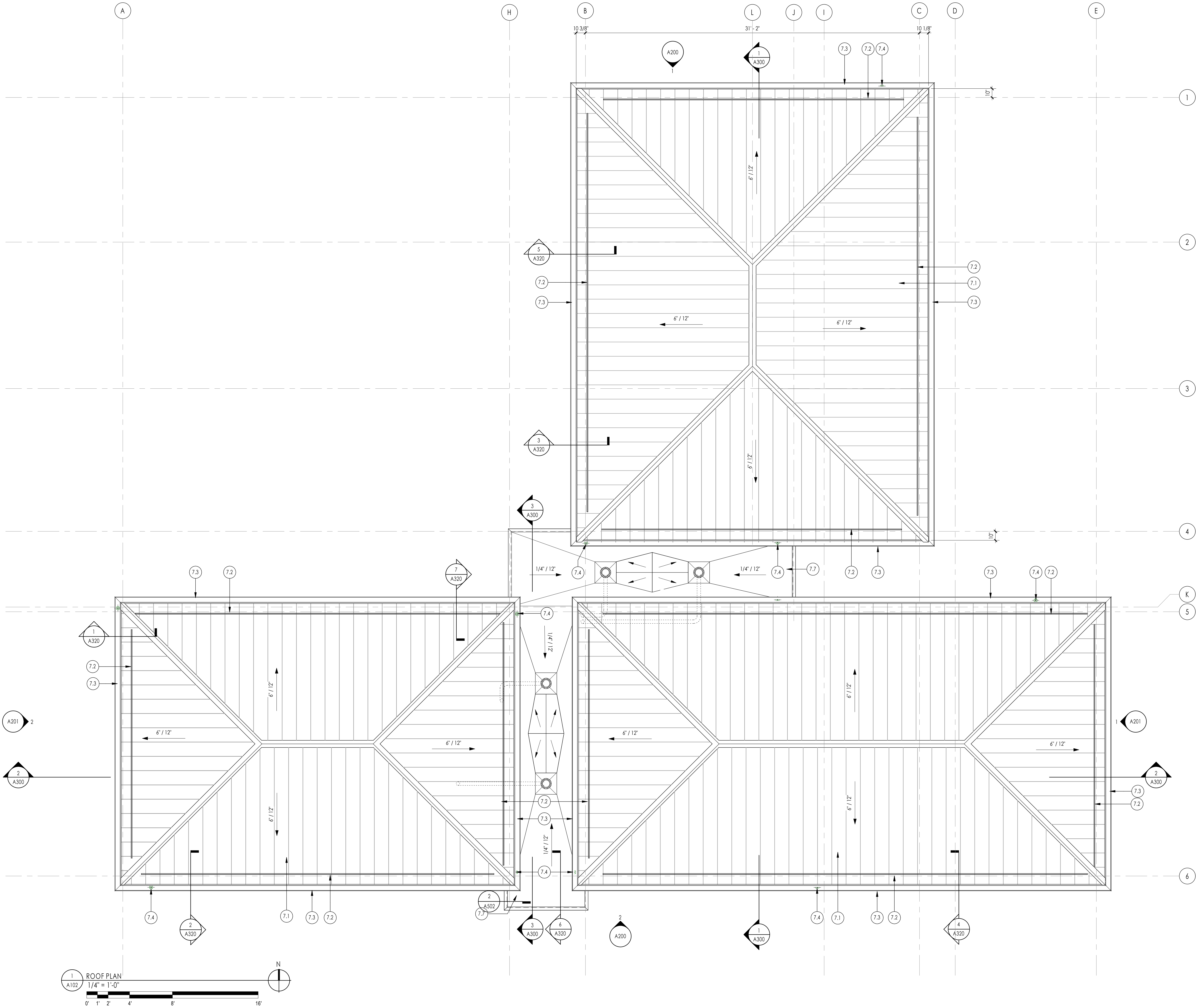
DATE: 01/08/2024

CHECKED BY: MWS
DRAWN BY: RA
PROJECT NO: 1504A
DRAWING TITLE: FLOOR PLAN

SHEET NUMBER

A101

riverARCHITECTS
740 7th Street North La Crosse, WI 54601-3308 Tel 608 785-2217



- GENERAL NOTES - ROOFING**
1. CONTRACTOR SHALL INSPECT INSTALLATION OF TAPERED INSULATION AT THE START OF THIS WORK TO ASSURE PROPER INSTALLATION.
 2. PRESSURE TREATED PLYWOOD AND LUMBER SHALL NOT BE PROVIDED FOR USE IN ROOFING PROJECTS AS A SUBSTRATE. MATERIAL INTENDED TO RECEIVE MECHANICAL FASTENERS USED TO SECURE METAL ROOF PANELS, PANEL CLIPS, METAL COPING, ROOF PENETRATION CURBS, CAP, AND COUNTERFLASHING, ALL OTHER METAL FLASHINGS, ROOFING INSULATION AND MEMBRANE INSTALLATIONS THAT ARE PART OF THE ROOF SYSTEM.
 3. REFER TO SPEC SECTION 07 53 23 FOR INSTALLATION INSTRUCTIONS.
 4. CONTRACTOR TO PROVIDE TAPERED SADDLES BEHIND ROOF CURBS AND EQUIPMENT RAILS.
 5. ROOFER TO VERIFY ALL DRAIN LOCATIONS WITH PHYSICAL LOCATION OF ROOF DRAIN AS INSTALLED BY PLUMBING TRADE PRIOR TO PREPARATION OF TAPERED INSULATION DRAWINGS.
 6. GENERAL CONTRACTOR SHALL CALL A MEETING BETWEEN THE ROOFING CONTRACTOR AND ALL MEP CONTRACTORS TO COORDINATE ALL ROOFING PENETRATIONS.
 7. TAPERED INSULATION INSTALLED CONTRARY TO THE LOW POINT OF THE DRAIN, OVER FLOW OR SCUPPER LOCATIONS SHALL BE CAUSE FOR REJECTION OF THE WORK AND THEREFORE SHALL BE REMOVED AT NO COST TO THE PROJECT, AND RE-INSTALLED TO START AT THE DRAIN BOWL.
 8. ROOF DRAINS SHALL BE SET WITH TOP OF THE FLASHING RING ONE INCH ABOVE THE ROOF DECK.
 9. EXISTING ROOFING, CAULKING AND SEALANTS ARE ASSUMED TO CONTAIN ASBESTOS. CONTRACTOR REMOVING EXISTING ROOFING AND CAULKING SHALL COMPLY WITH WISCONSIN ADMINISTRATIVE CODE CHAPTER DEPARTMENT OF HEALTH SERVICES 159 CERTIFICATION AND TRAINING REQUIREMENTS FOR ASBESTOS ACTIVITIES. WORKERS REMOVING THE EXISTING ROOFING AND CAULKING ON THIS PROJECT SHALL BE ASBESTOS CERTIFIED BY WISCONSIN DHS. SEE SPECIFICATION, GENERAL REQUIREMENTS #5 HAZARDOUS SUBSTANCES FOR ADDITIONAL INFORMATION.

KEYED NOTES	
7.1	STANDING SEAM METAL ROOFING
7.2	SNOW GUARD
7.3	PRE-FINISHED HALF ROUND METAL GUTTER
7.4	PRE-FINISHED METAL DOWNSPOUT
7.7	EPDM ROOFING SYSTEM OVER TAPERED INSULATION

I hereby certify that this plan, specification, or report was prepared by me or under my direct supervision and that I am a duly registered professional under the laws of the State of WI.

DATE _____
NUMBER _____
This is a preliminary drawing. It is not to be used for construction without the prior written consent of the engineer. It is hereby prohibited.

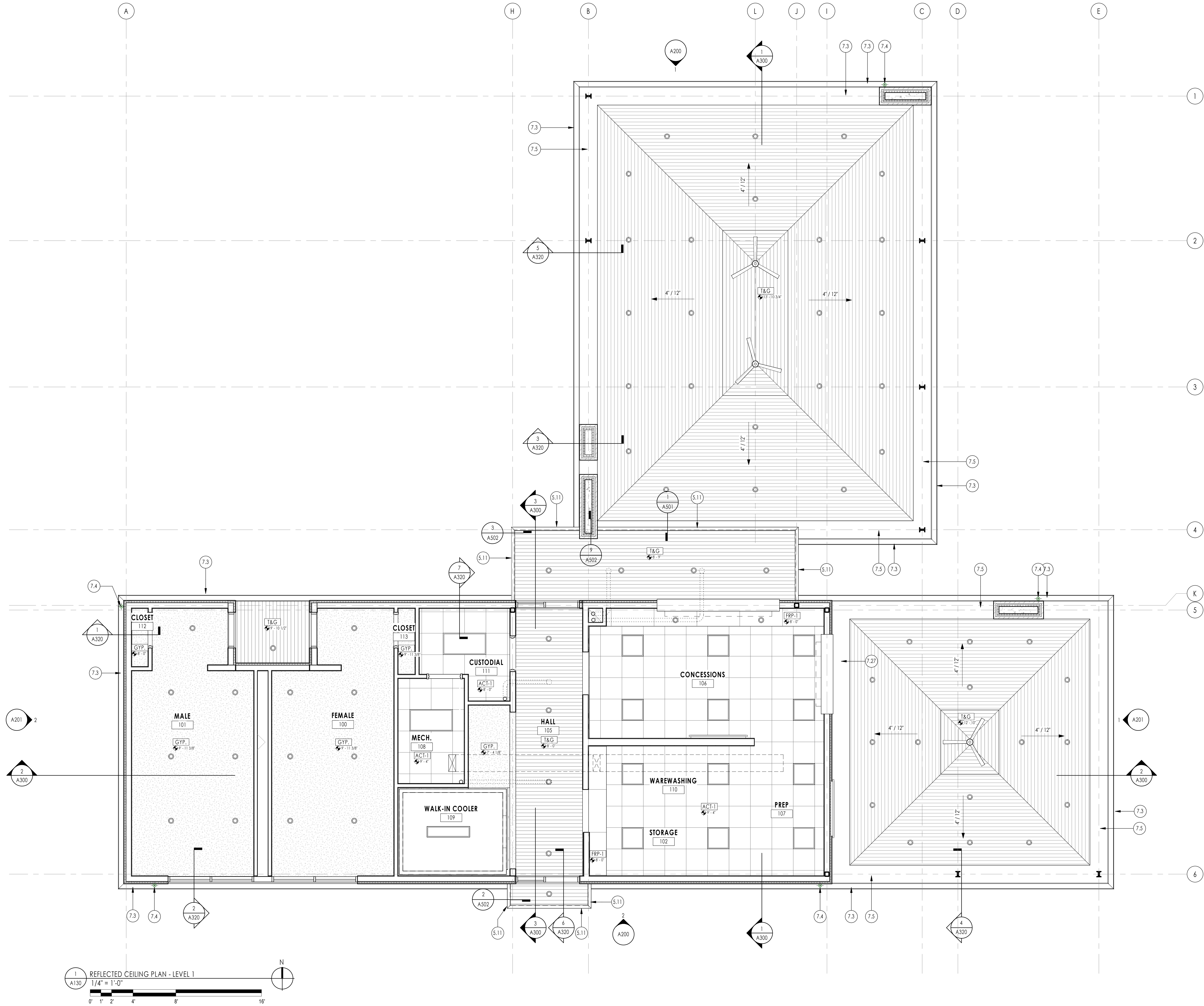
REVISION SCHEDULE	
Revision No.	Description

PRELIMINARY

PROJECT: FOREST HILLS PAVILION
600 LOXEY BLVD N.
LA CROSSE, WI 54601
DATE: 01/08/2024
DRAWN BY: RA
CHECKED BY: MWS

PROJECT No: 1504A
DRAWING TITLE: ROOF PLAN

SHEET NUMBER
A102



KEYED NOTES	
5.11	GALVANIZED STEEL CHANNEL (PAINT) - REFER TO STRUCTURAL
7.3	PRE-FINISHED HALF ROUND METAL GUTTER
7.4	PRE-FINISHED METAL DOWNSPOUT
7.5	CUSTOM FABRICATED FORMED HEAVY GAUGE PRE-FINISHED METAL SOFFIT/FASCIA
7.27	CUSTOM FABRICATED FORMED HEAVY GAUGE PRE-FINISHED METAL SOFFIT

I hereby certify that this plan, specification, or report was prepared by me or under my direct supervision and that I am a duly registered professional under the laws of the State of WI.

REVISION SCHEDULE	
Revision No.	Description

PRELIMINARY

PROJECT: FOREST HILLS PAVILION
600 LOXEY BLVD N.
LA CROSSE, WI 54601
DATE: 01/08/2024
DRAWN BY: RA
CHECKED BY: MWS
PROJECT NO: 1504A
DRAWING TITLE: REFLECTED CEILING PLAN
SHEET NUMBER: A130

A130

riverARCHITECTS
740 7th Street North La Crosse, WI 54601-3308 Tel 608 785-2217

[illegible]

PROJECT No 1506A
DRAWING TITLE
EXTERIOR ELEVATIONS

PROJECT
FOREST HILLS PAVILION

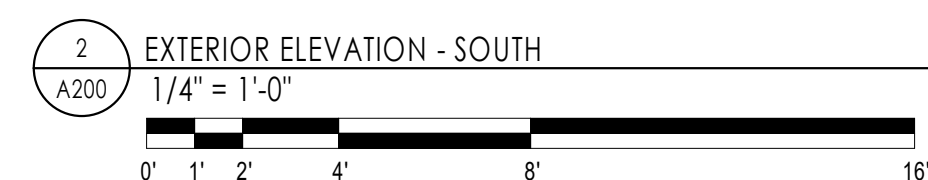
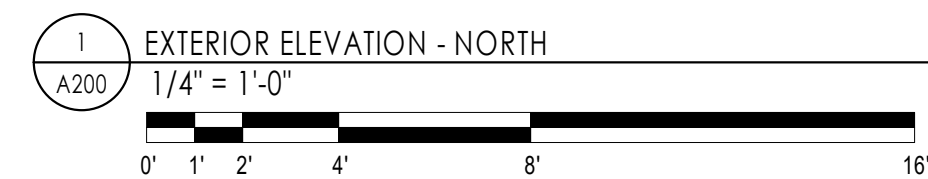
600 LOSEY BLVD N.
LA CROSSE WI 54601

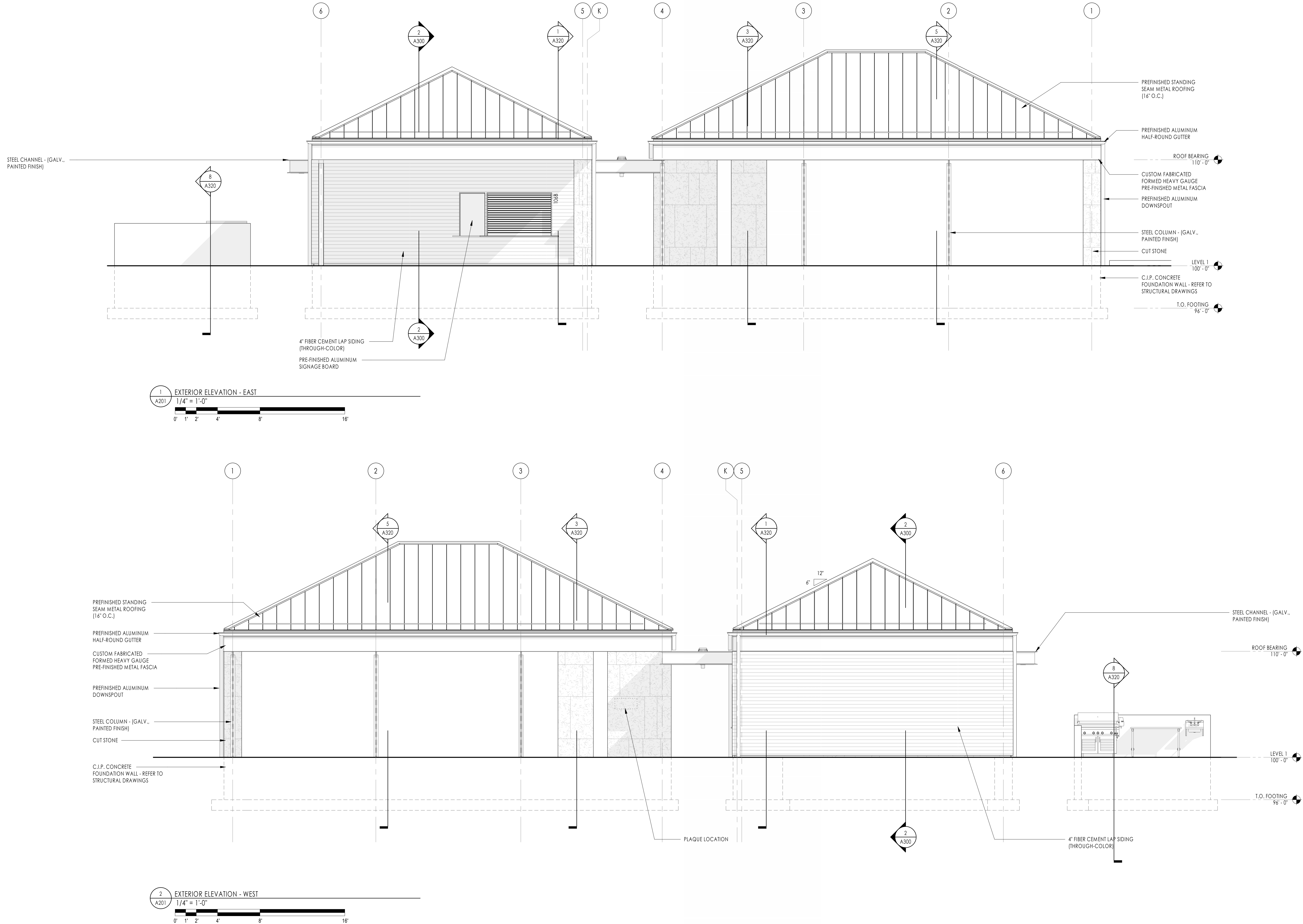
DATE 01/08/2024

DRAWN BY	RA	DRAWING TITLE
CHECKED BY	MWS	EXTERIOR ELEVATIONS

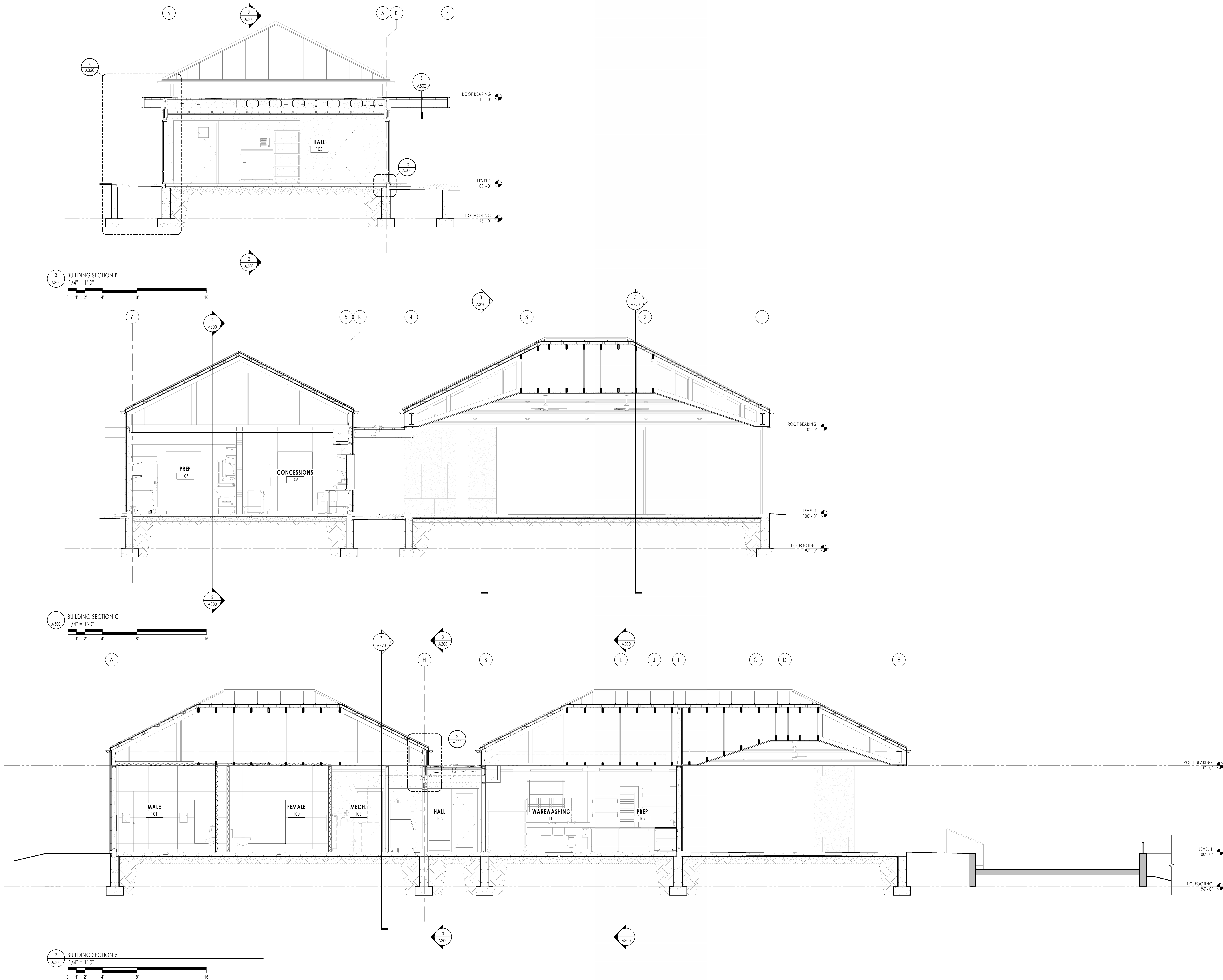
SHEET NUMBER

A200





1/16/2024 10:12:07 AM



PROJECT
FOREST HILLS PAVILION

600 LOXEY BLVD N.
LA CROSSE, WI 54601

DATE
01/08/2024

DRAWN BY
R.A.

CHECKED BY
MWS

PROJECT NO
1504A

DRAWING TITLE
BUILDING SECTIONS

I hereby certify that this plan, specification, or report was prepared by me or under my direct supervision and that I am a duly registered professional under the laws of the State of WI.

DATE
NUMBER

THIS DRAWING, IN WHOLE OR IN PART, IS THE PROPERTY OF THE ARCHITECT. IT IS TO BE USED ONLY FOR THE PROJECT AND SITE SPECIFICALLY AGREED UPON PURPOSES. WITHOUT THE PRIOR WRITTEN CONSENT OF THE ARCHITECT, IT IS NOT TO BE REPRODUCED OR USED FOR ANY OTHER PURPOSE.

REVISION SCHEDULE

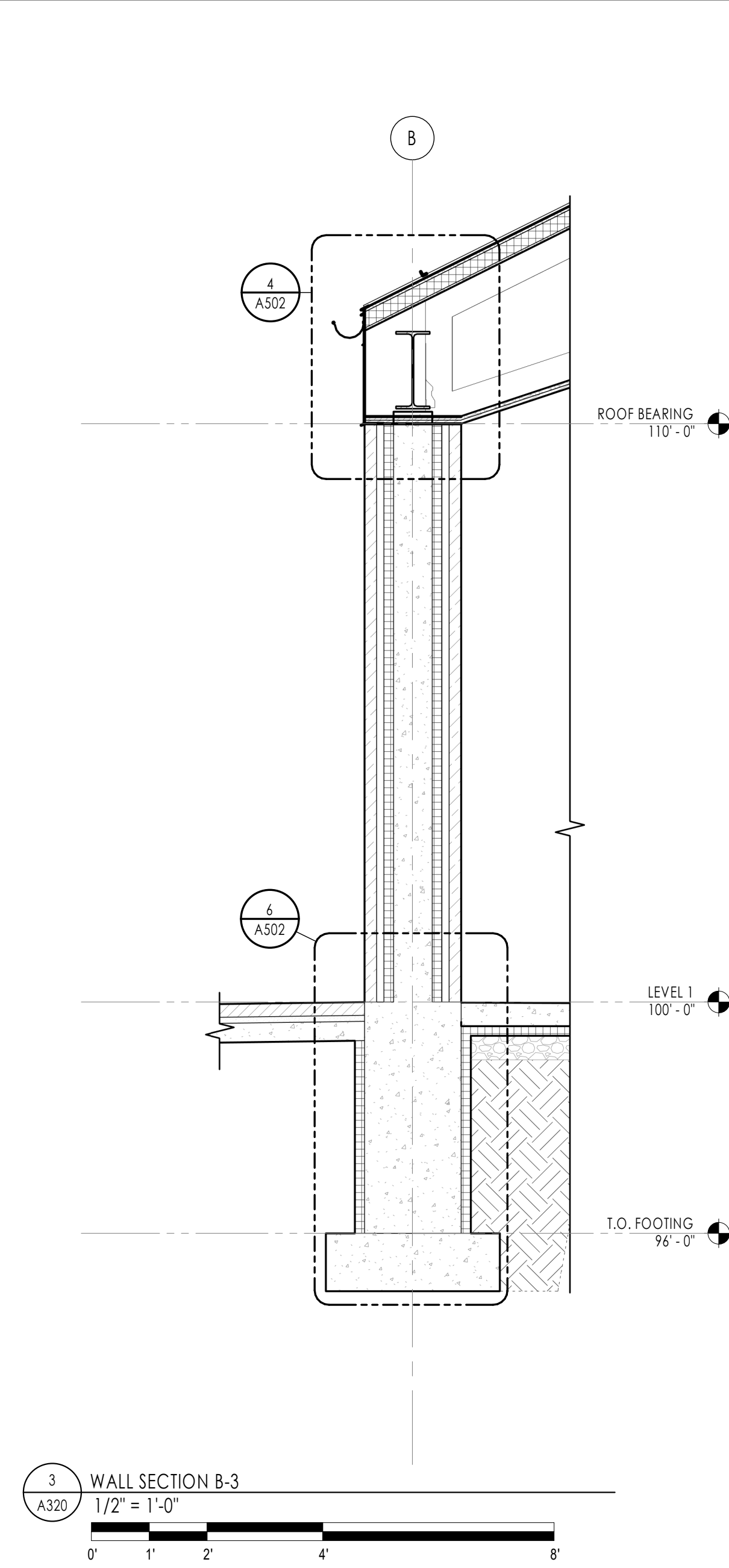
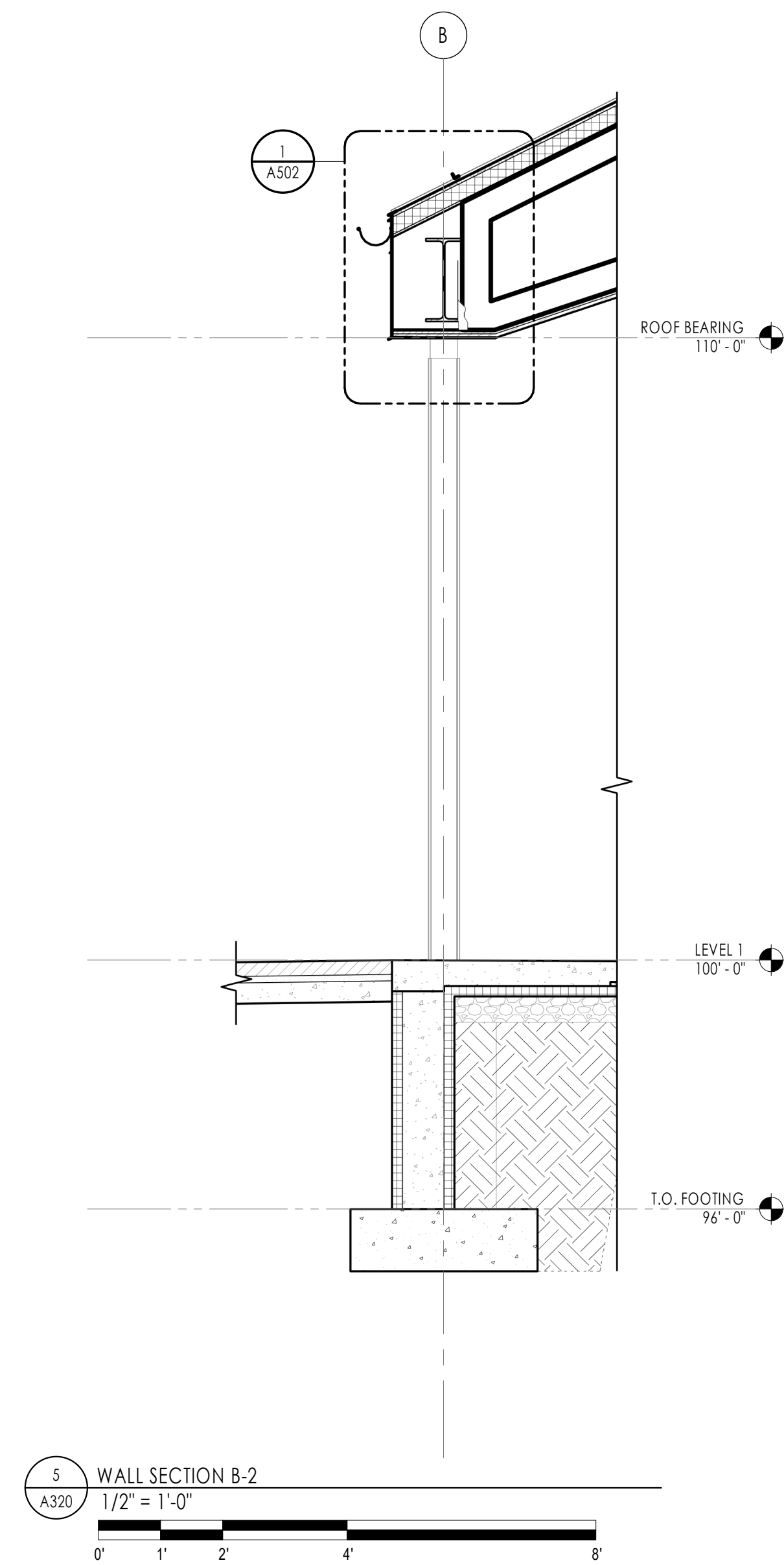
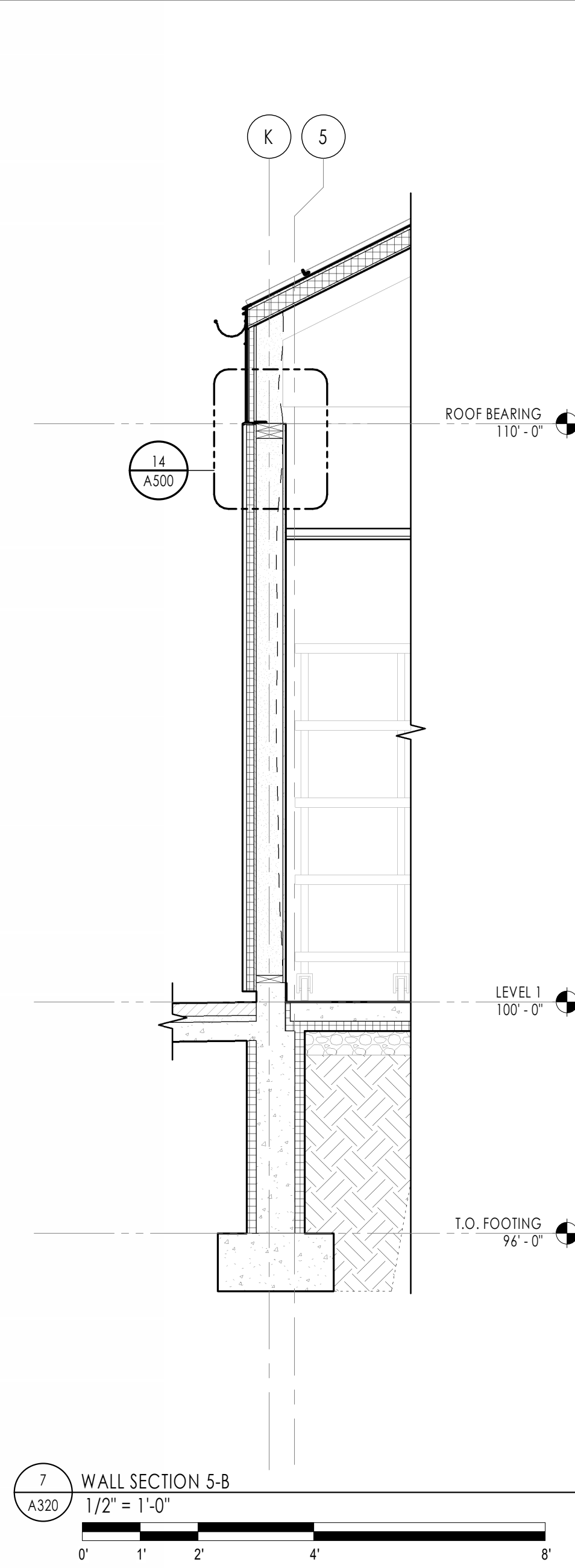
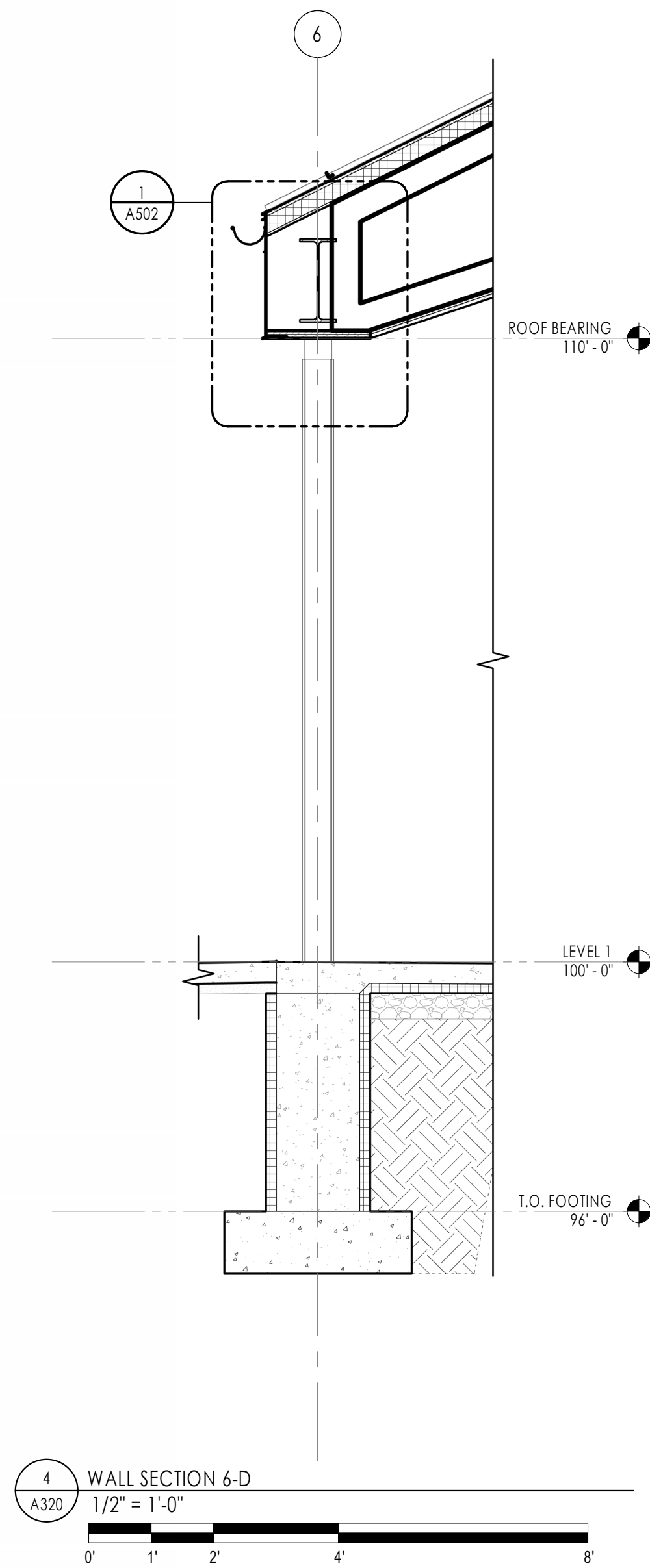
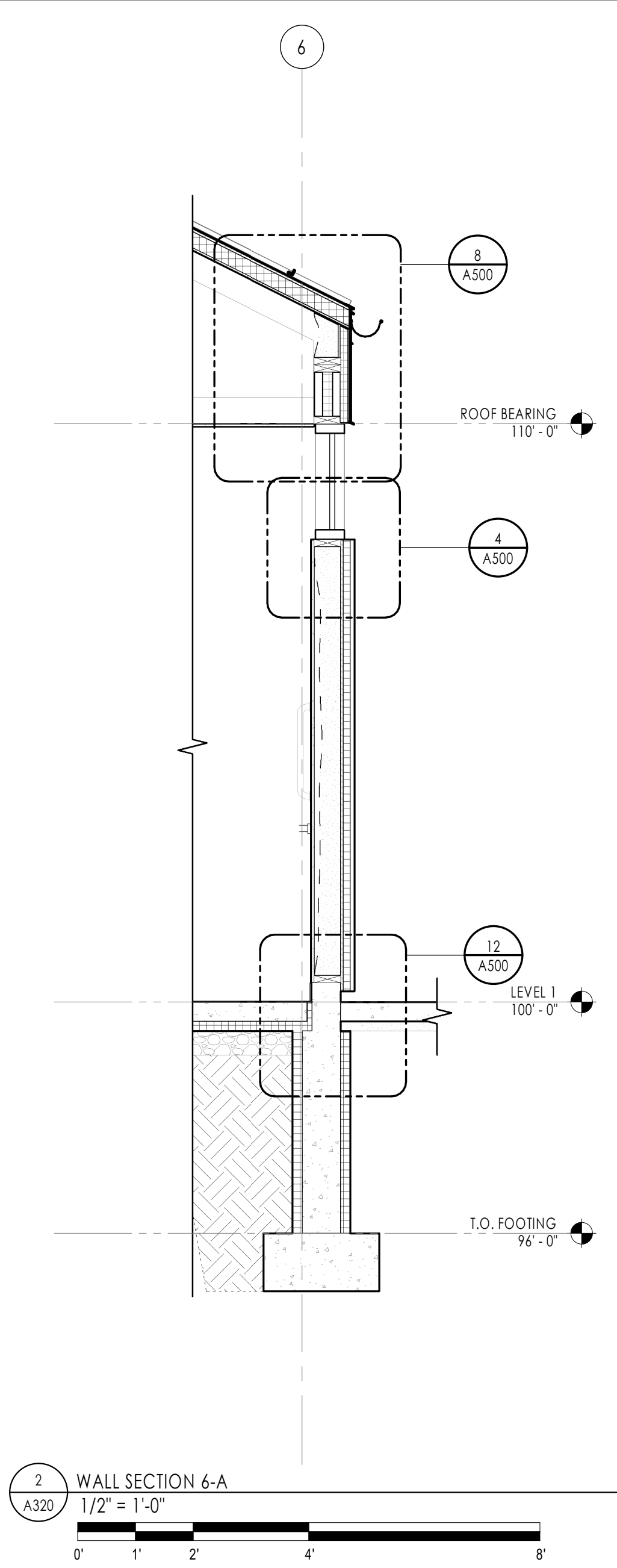
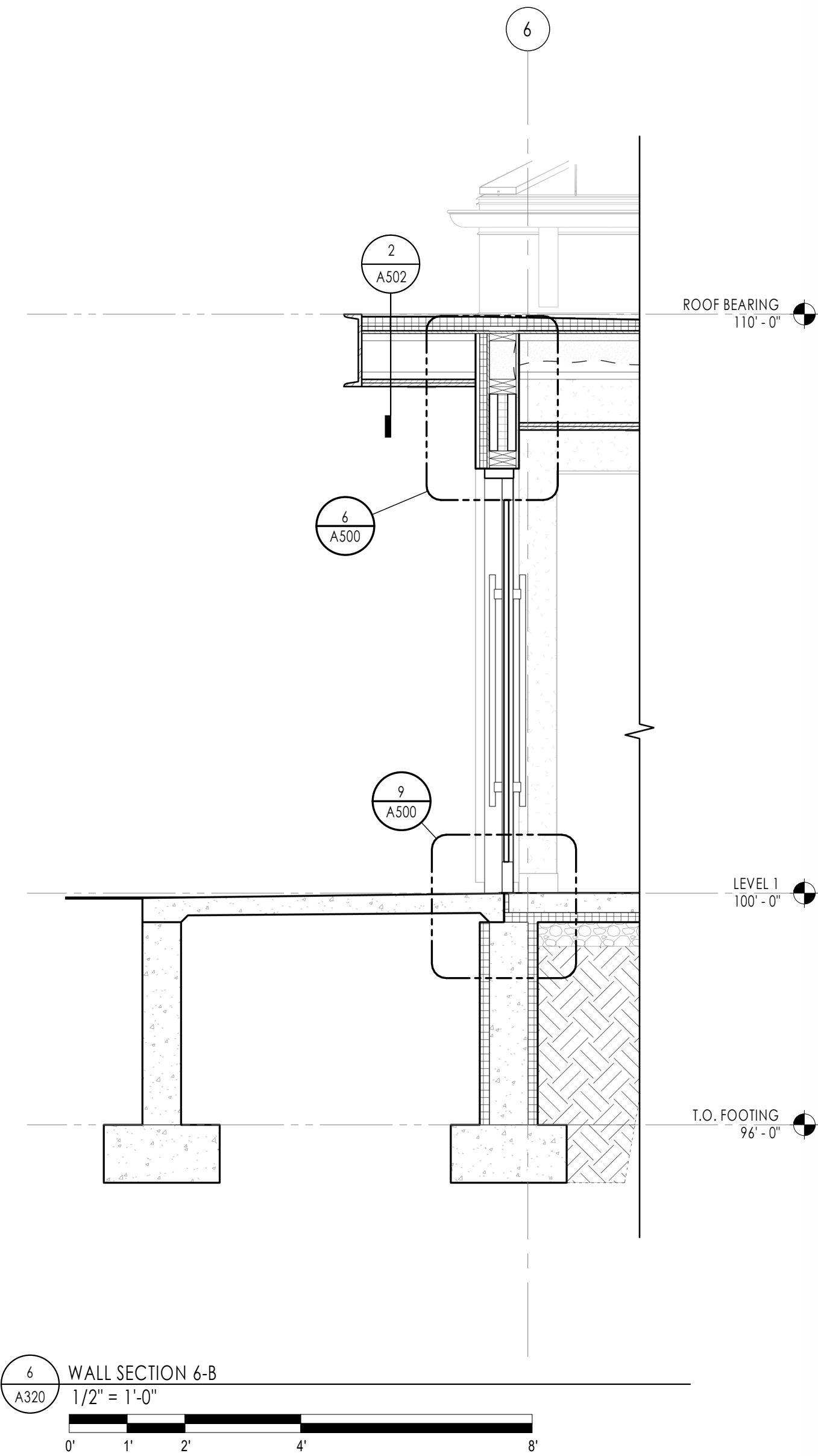
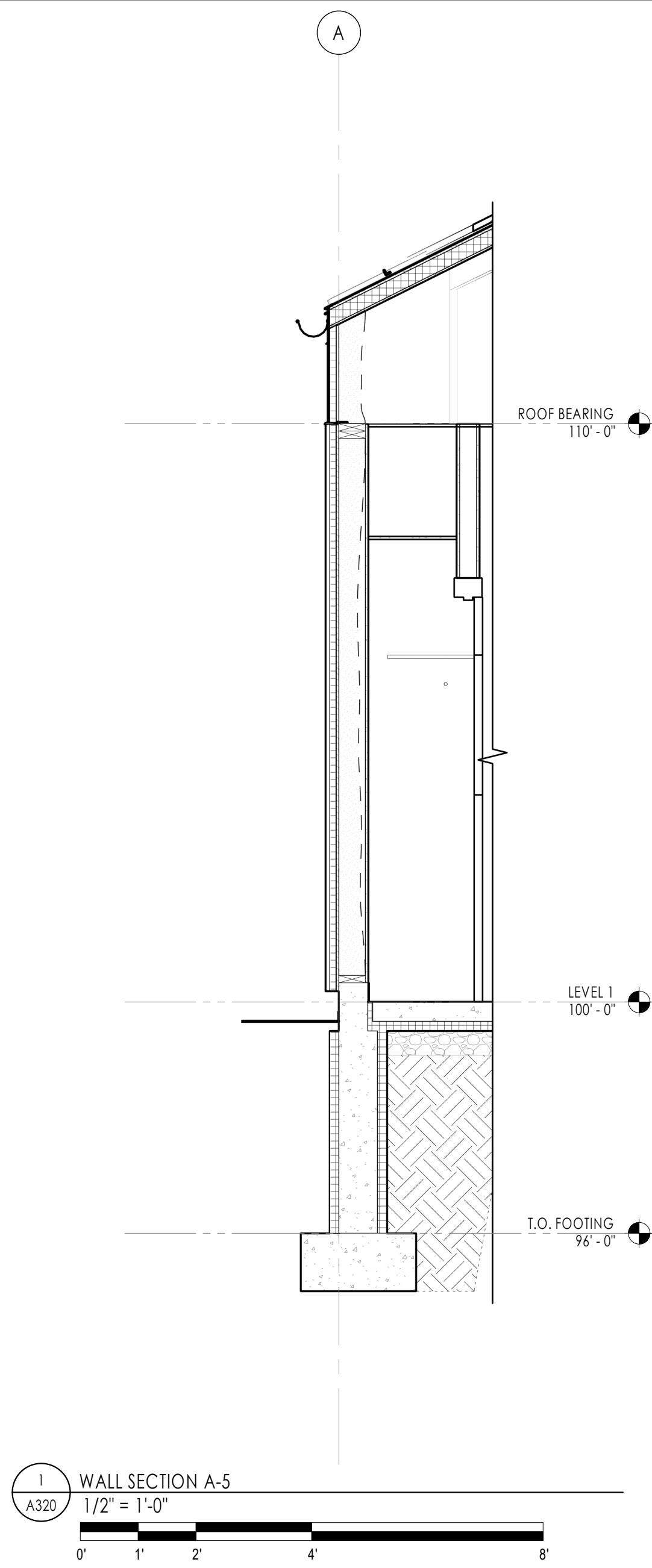
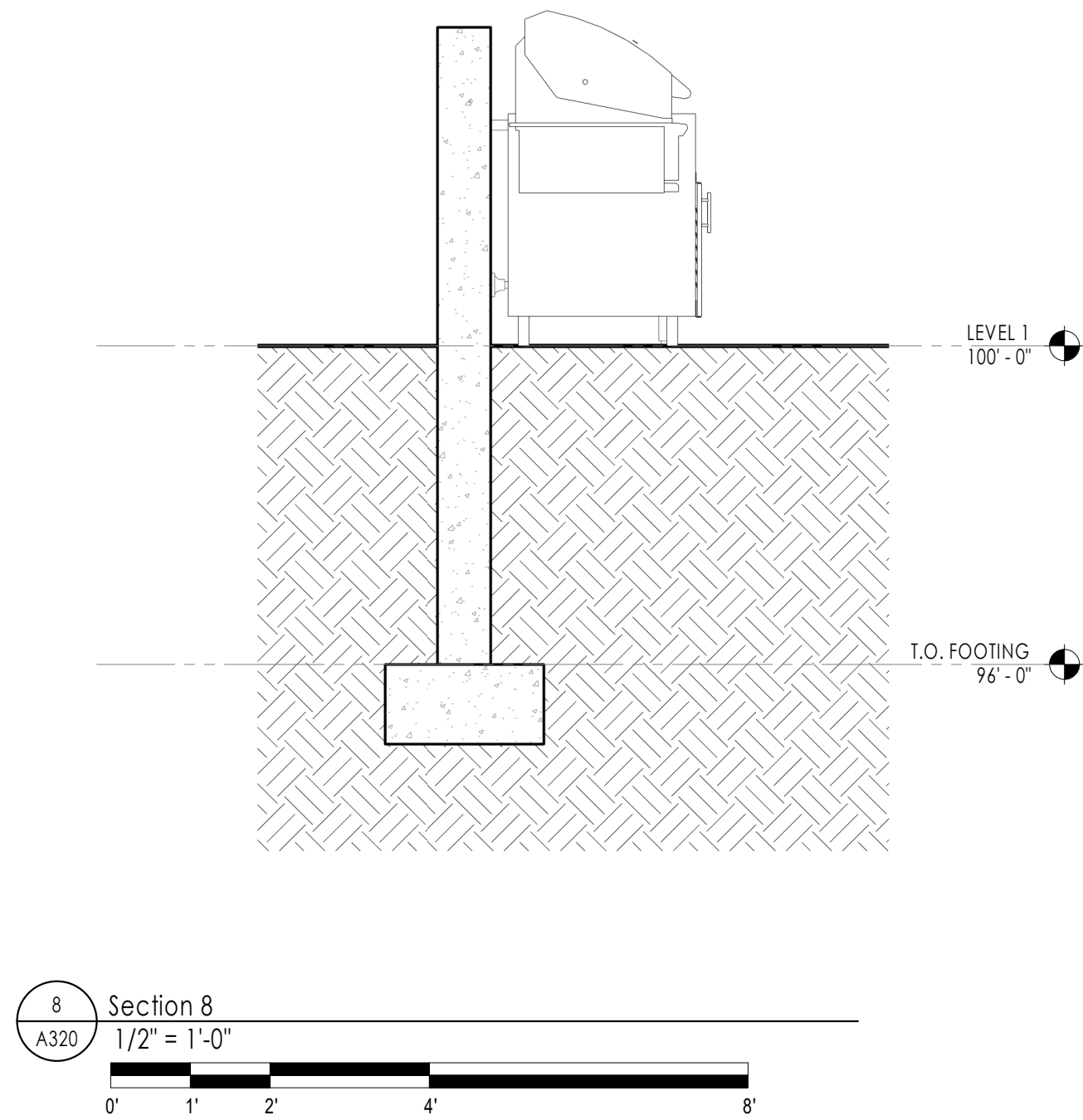
Revision No. Date Description

PRELIMINARY

SHEET NUMBER

A300

riverARCHITECTS
740 7th Street North La Crosse, WI 54601-3308 Tel 608 785-2217



PROJECT
FOREST HILLS PAVILION

600 LOXEY BLVD N.
LA CROSSE, WI 54601

DATE
01/08/2024

DRAWN BY
RA

CHECKED BY
MWS

PROJECT No
1504A

DRAWING TITLE
WALL SECTIONS

REVISION SCHEDULE	
Revision No.	Description

I hereby certify that this plan, specification, or report was prepared by me or under my direct supervision and that I am a duly registered professional under the laws of the State of WI.

DATE

NUMBER

This drawing is not valid until the project is fully designed and any reproduction for use for any other purpose without the prior written consent of the architect is strictly prohibited.

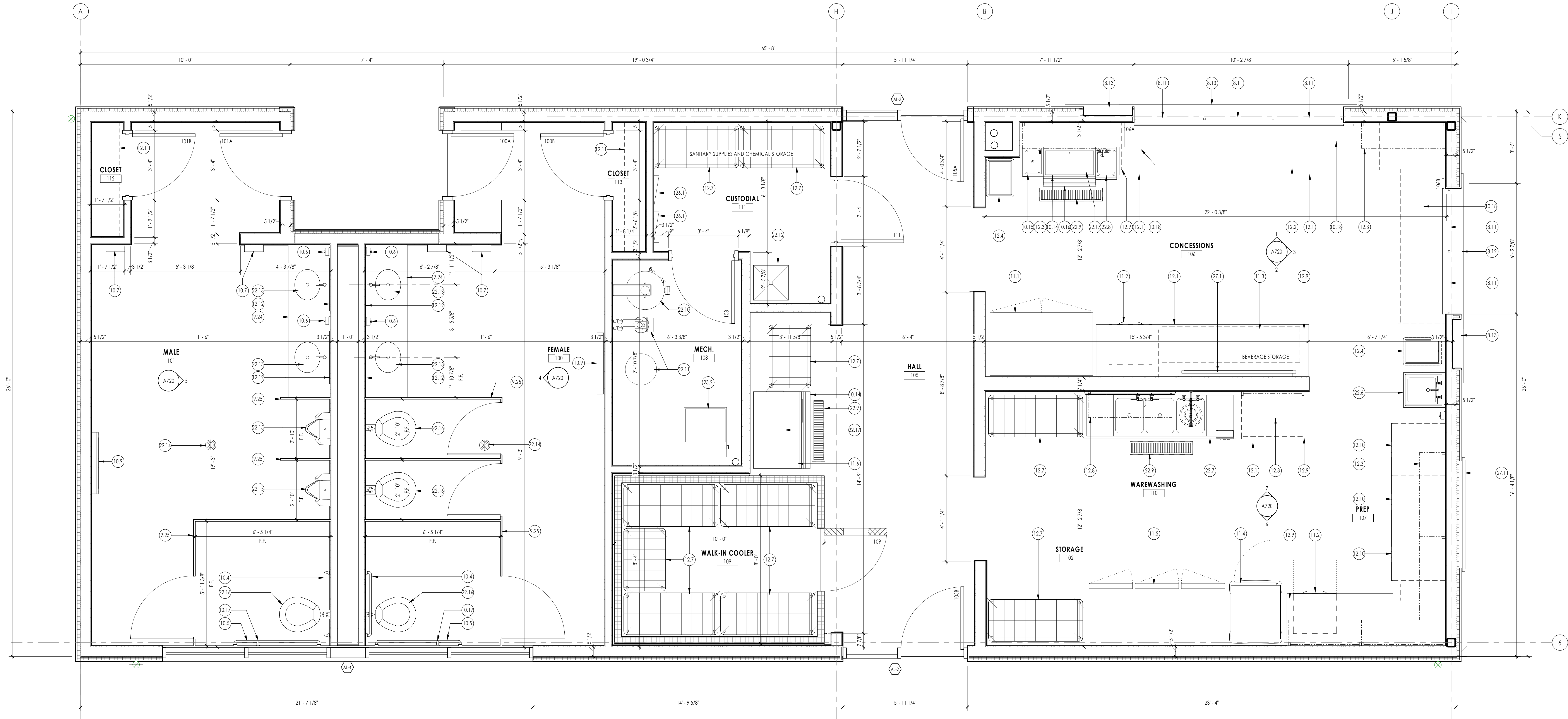
SHEET NUMBER

A320

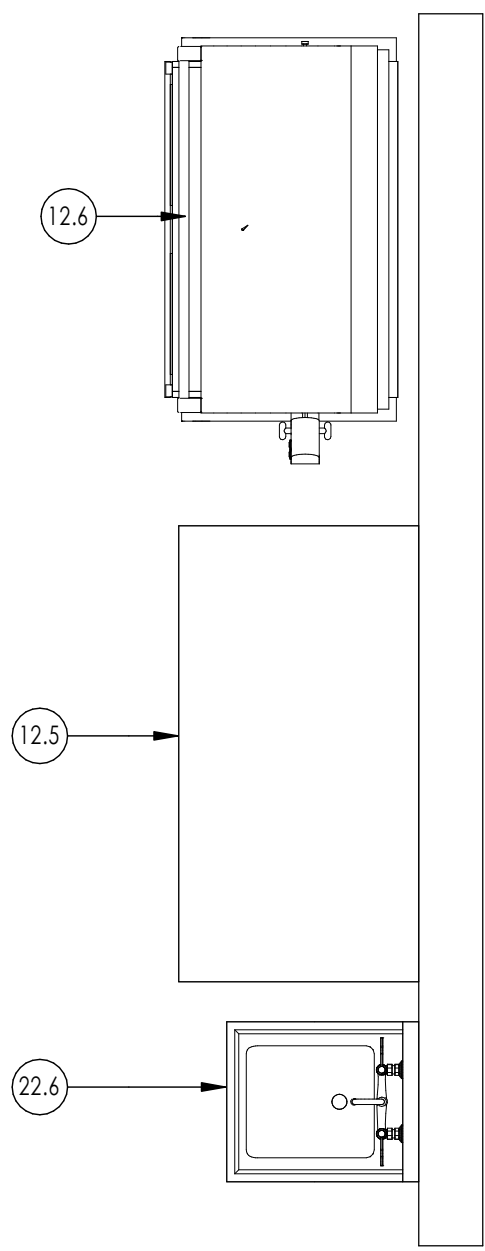
PRELIMINARY

riverARCHITECTS

740 7th Street North La Crosse, WI 54601-3308 Tel 608 785-2217



1 ENLARGED FLOOR PLAN
A400 1/2" = 1'-0"



KEYED NOTES	
8.11	DOUBLE HUNG SCREEN WITH SEAMLESS BOTTOM
8.12	STAINLESS STEEL SEAMLESS SILL AND SERVING COUNTER
8.13	STAINLESS STEEL SEAMLESS SILL AND CONDIMENT LOCATION
9.24	SOLID SURFACE COUNTER WITH BACKSPASH
9.25	SOLID PLASTIC (HDPE) PARTITION WITH STAINLESS STEEL TRIM, HARDWARE AND FASTENERS
10.4	36" GRAB BAR - PROVIDE BLOCKING
10.5	42" GRAB BAR - PROVIDE BLOCKING
10.6	SOAP DISPENSER - FURNISHED BY OWNER, INSTALLED BY CONTRACTOR
10.7	PAPER TOWEL DISPENSER - FURNISHED BY OWNER, INSTALLED BY CONTRACTOR
10.9	DIAPER CHANGING STATION
10.14	STAINLESS STEEL ICE BIN
10.15	STAINLESS STEEL BOTTLE WELL
10.16	STAINLESS STEEL SPEED RAIL
10.17	VERTICAL GRAB BAR - PROVIDE BLOCKING
10.18	POINT OF SALE - UNDERMOUNT SECURE CASH DRAWER, RECEIPT PRINTER, CARD READER AND MONITOR
11.1	2-DOOR GLASS FRONT REFRIGERATOR ON CASTER WHEELS
11.2	MOBILE 3-DRAWER WARMING DRAWER (BELOW COUNTER)
11.3	GLASS FRONT 3-DOOR REFRIGERATOR ON CASTER WHEELS (BELOW COUNTER)
11.4	MOBILE WARMING CABINET
11.5	3-DOOR FREEZER ON CASTER WHEELS
11.6	ICE MAKER
12.1	STAINLESS STEEL COUNTER
12.2	STAINLESS STEEL BELOW COUNTER REMOVABLE SHELVING
12.3	14" DEEP ADJUSTABLE 2-SHELF WALL SHELVING
12.4	MOBILE WASTE BIN
12.5	STAINLESS STEEL TABLE
12.6	STAINLESS STEEL PROPANE GRILL
12.7	MOBILE METRO STORAGE RACK
12.8	48" WALL HUNG METRO SMART SHELF
12.9	STAINLESS STEEL WALL MOUNTED PIPE LEG COUNTER SUPPORT - PROVIDE BLOCKING
12.10	30" STAINLESS STEEL BASE CABINET ON CASTER WHEELS
12.11	WALL HUNG ADJUSTABLE SHELVING
12.12	30"x60" MIRROR WITH STAINLESS TRIM
22.6	STAINLESS STEEL HANDWASH SINK (NOT HAND OPERATED) - REFER TO PLUMBING DRAWINGS
22.7	STAINLESS STEEL 3-COMPARTMENT SINK - REFER TO PLUMBING DRAWINGS
22.8	STAINLESS STEEL UNDERCOUNTER DUMP SINK - REFER TO PLUMBING DRAWINGS
22.9	STAINLESS STEEL FLOOR DRAIN - REFER TO PLUMBING DRAWINGS
22.10	WATER HEATER - REFER TO PLUMBING DRAWINGS
22.11	WATER SOFTENER - REFER TO PLUMBING DRAWINGS
22.12	MOP SINK - REFER TO PLUMBING DRAWINGS
22.13	LAVATORY - REFER TO PLUMBING DRAWINGS
22.14	FLOOR DRAIN - REFER TO PLUMBING DRAWINGS
22.15	WALL MOUNTED URINAL - REFER TO PLUMBING DRAWINGS
22.16	WALL MOUNTED TOILET - REFER TO PLUMBING DRAWINGS
22.17	BACKFLOW PREVENTION BELOW
23.2	UNIT HEATER - REFER TO HVAC DRAWINGS
26.1	ELECTRICAL PANEL - REFER TO ELECTRICAL DRAWINGS
27.1	75" FLAT SCREEN DISPLAY - PROVIDE BLOCKING

PROJECT
FOREST HILLS PAVILION

600 LOSEY BLVD N.
LA CROSSE, WI 54601

DATE
01/08/2024

DRAWN BY
RA

CHECKED BY
MWS

SHEET NUMBER

A400

PRELIMINARY

I hereby certify that this design, specification, or report was prepared by me or under my direct supervision and that I am a duly registered professional under the laws of the State of WI.

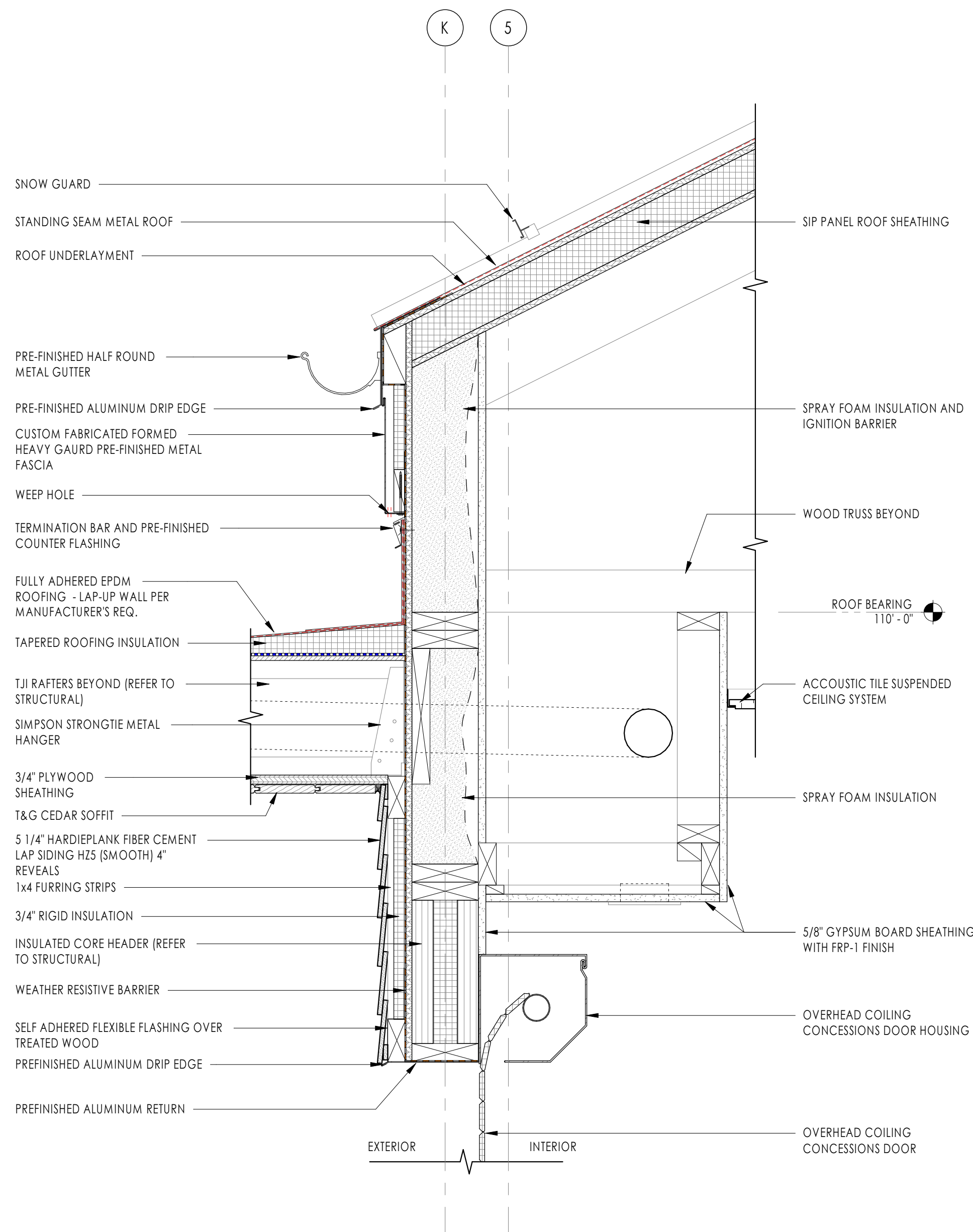
DATE
NUMBER

DESIGNED BY
CHECKED BY
DATE
NUMBER

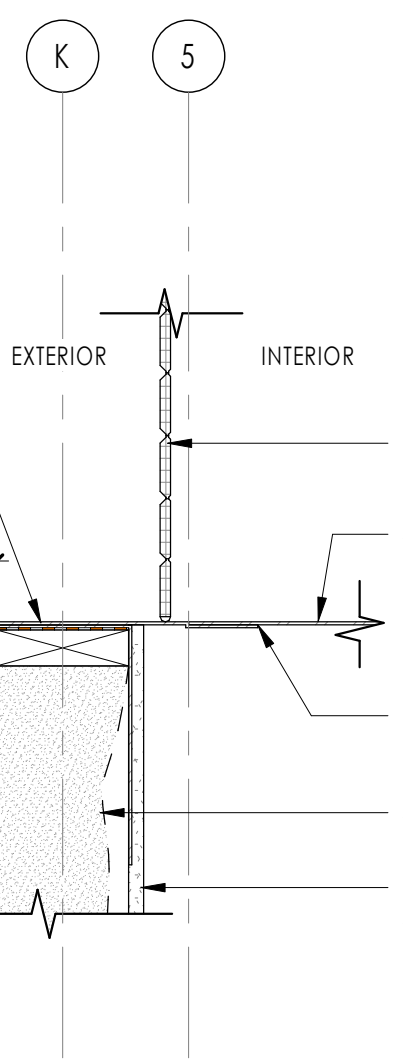
riverARCHITECTS

740 7th Street North La Crosse, WI 54601-3308 Tel 608 785-2217

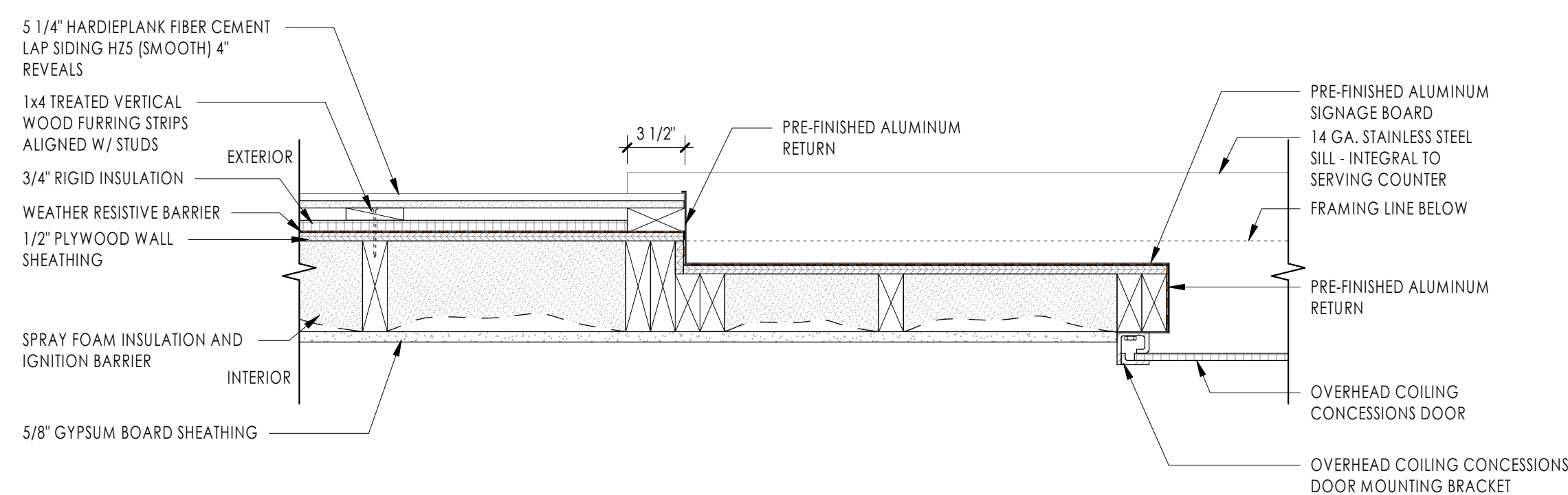
1/16/2024 10:12:12 AM



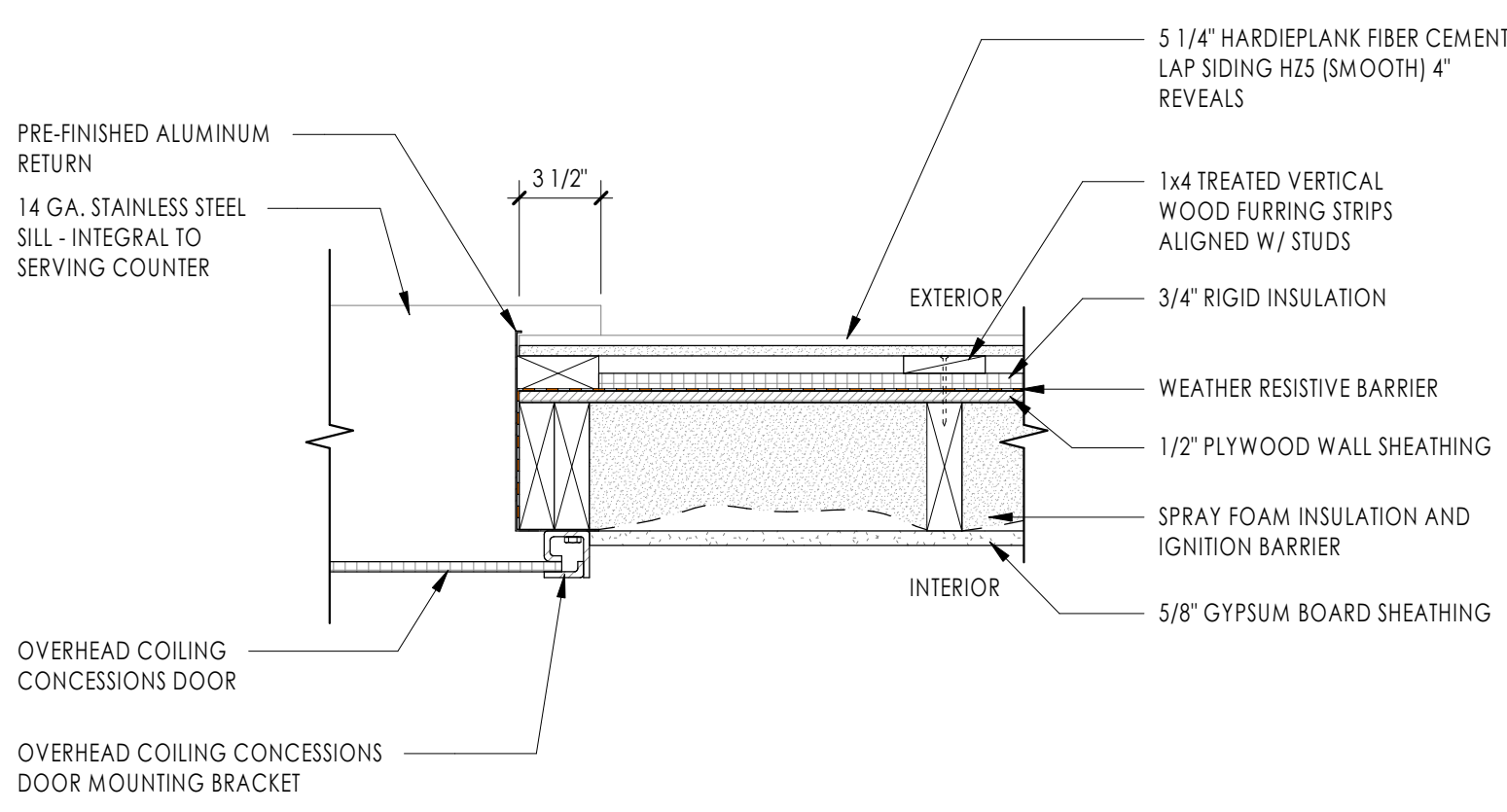
11 CONCESSIONS OVERHEAD COILING DOOR - HEAD DETAIL
1 1/2" = 1'-0"



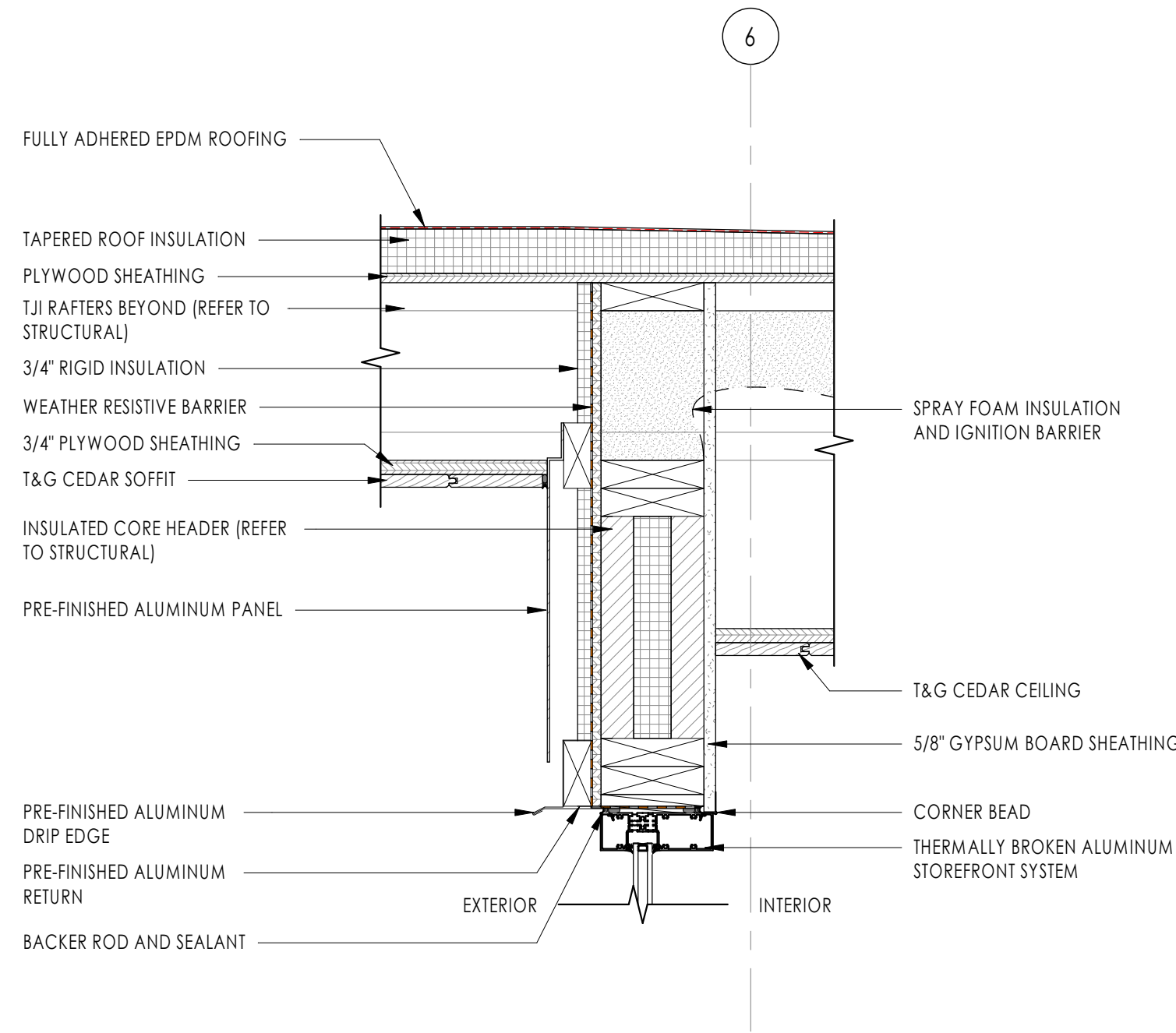
1 CONCESSIONS OVERHEAD COILING DOOR - SILL DETAIL
1 1/2" = 1'-0"



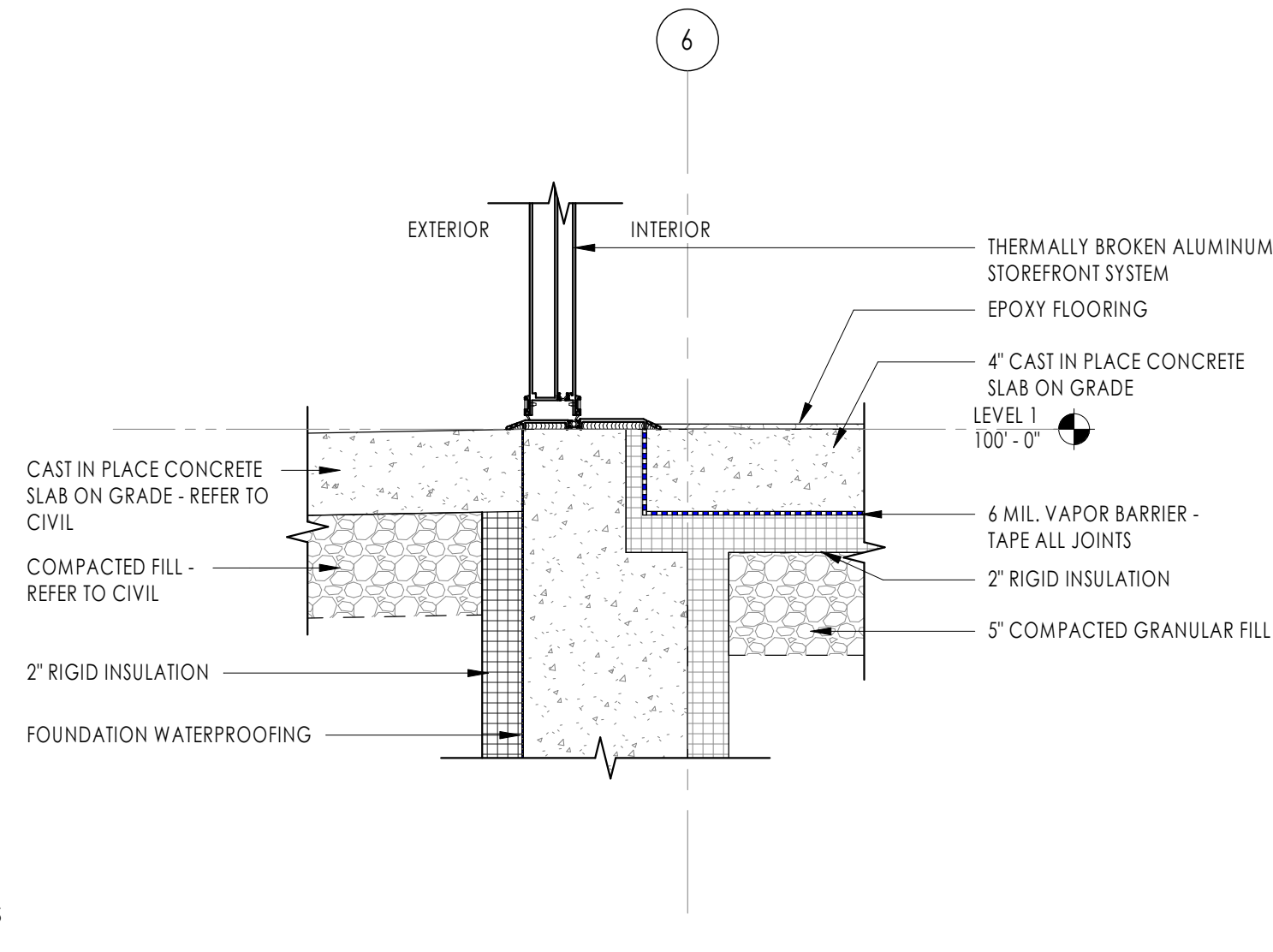
2 CONCESSIONS OVERHEAD COILING DOOR - JAMB DETAIL #2
1 1/2" = 1'-0"



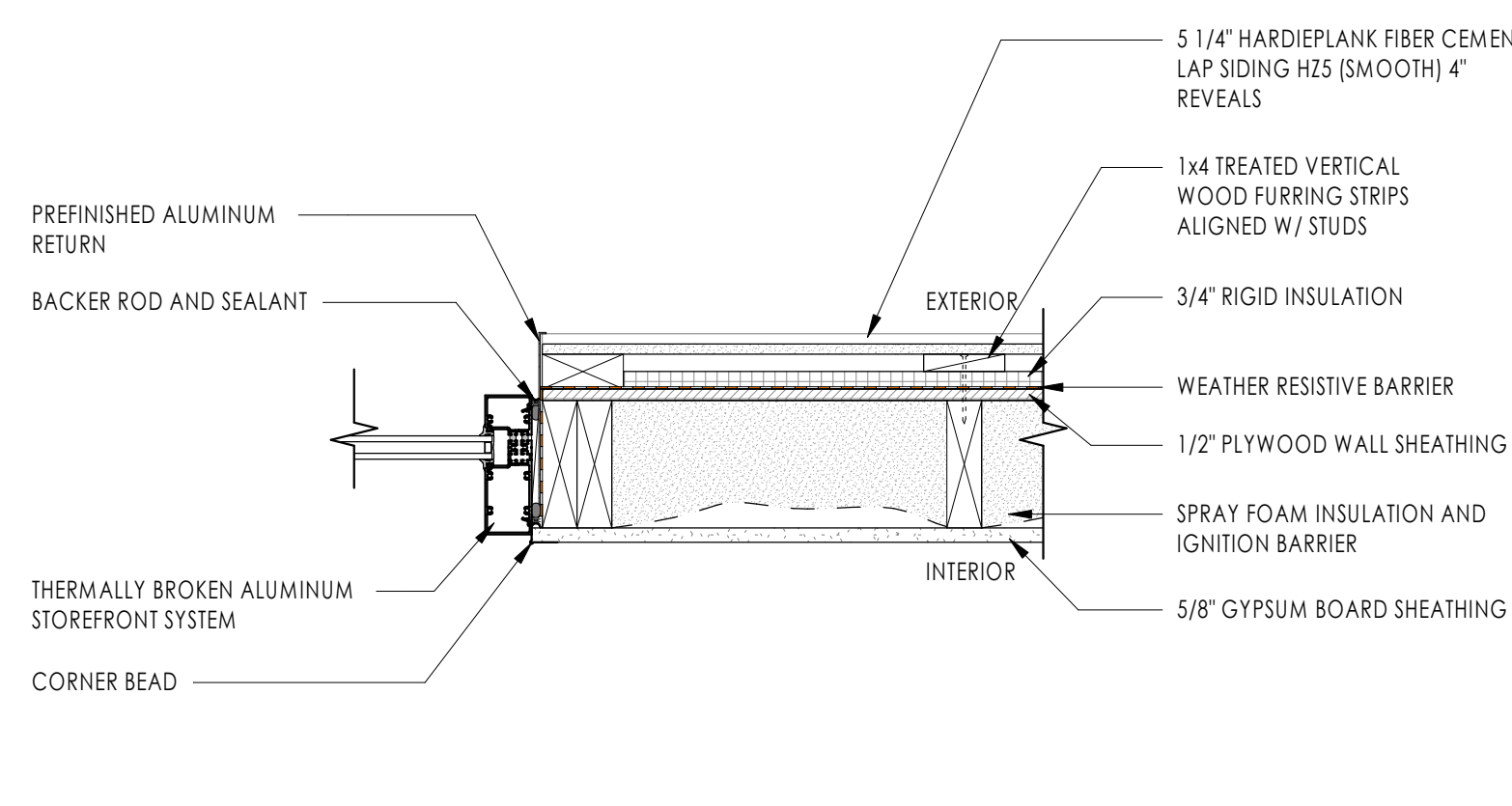
3 CONCESSIONS ROLL-UP DOOR - JAMB DETAIL #1
1 1/2" = 1'-0"



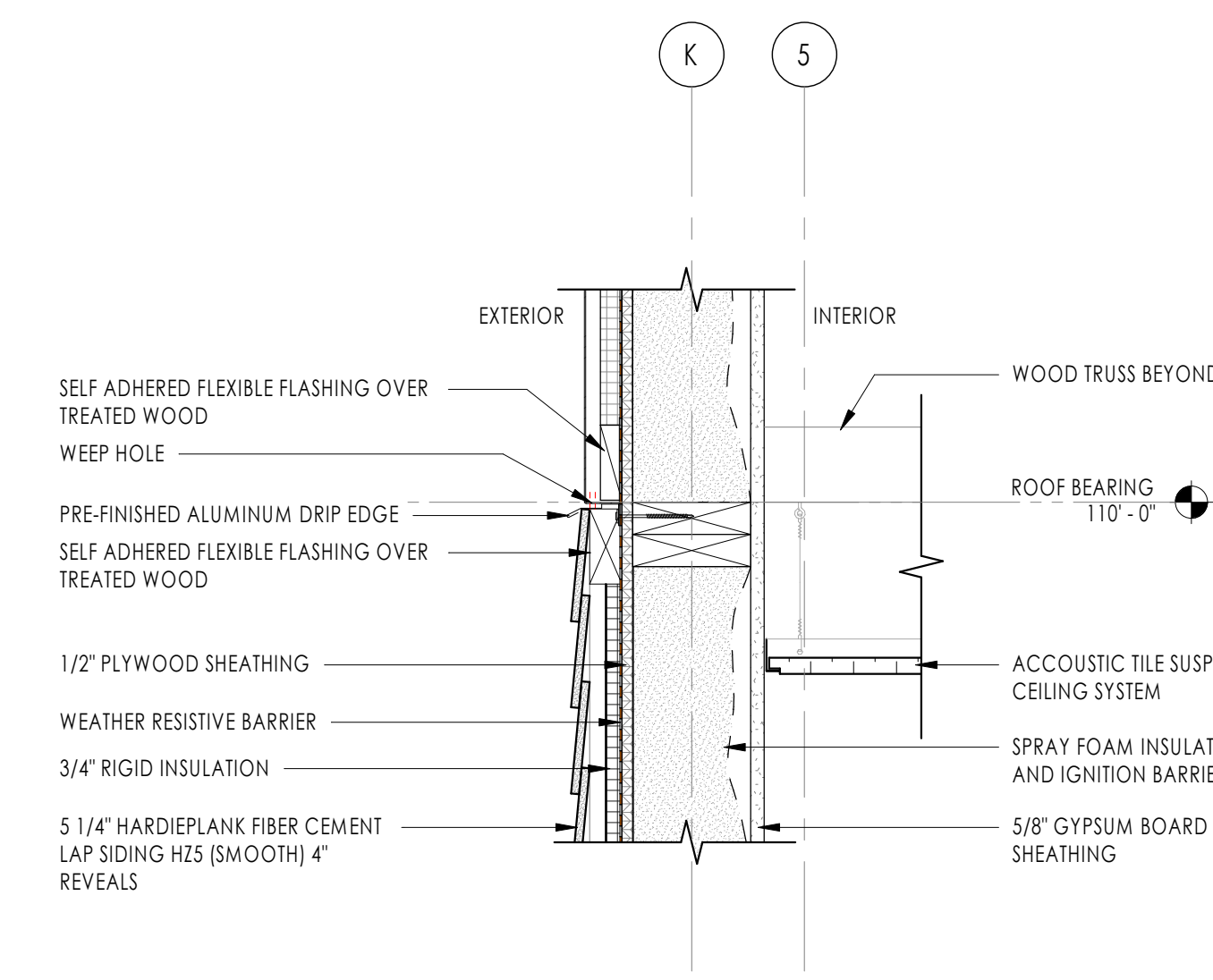
6 TYPICAL SIDELITE HEAD DETAIL
1 1/2" = 1'-0"



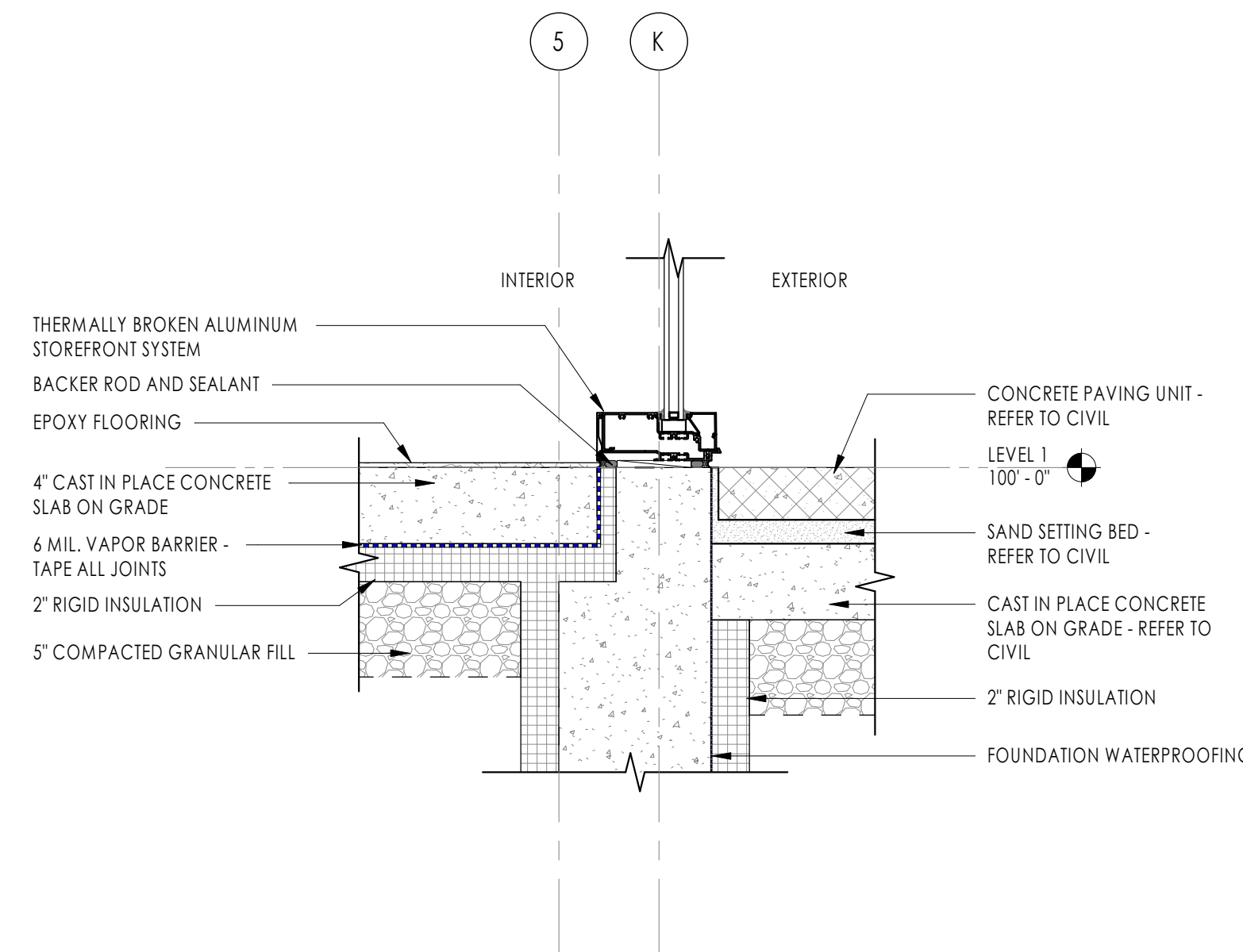
9 TYPICAL DOOR SILL DETAIL
1 1/2" = 1'-0"



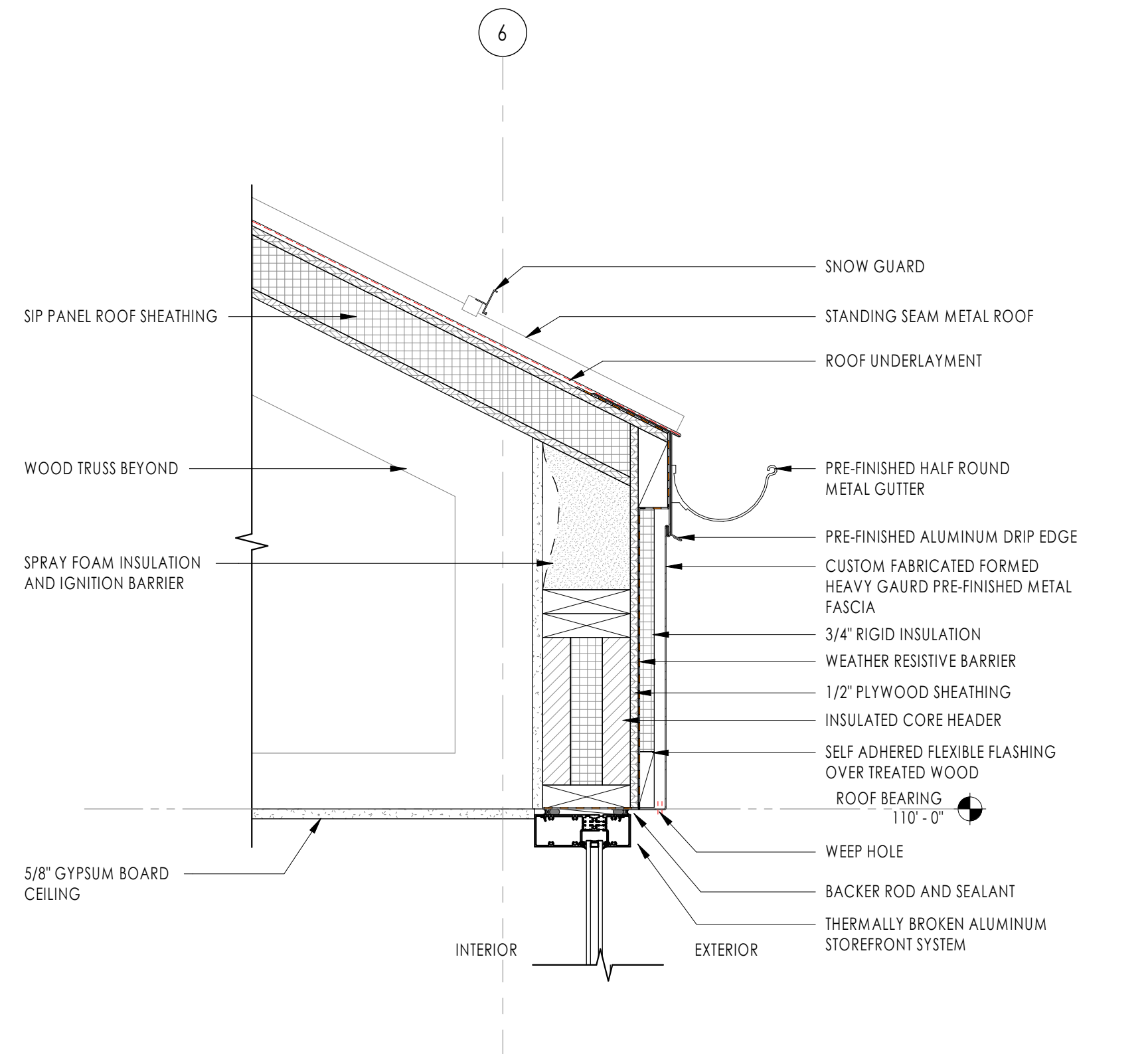
5 TYPICAL WINDOW JAMB DETAIL
1 1/2" = 1'-0"



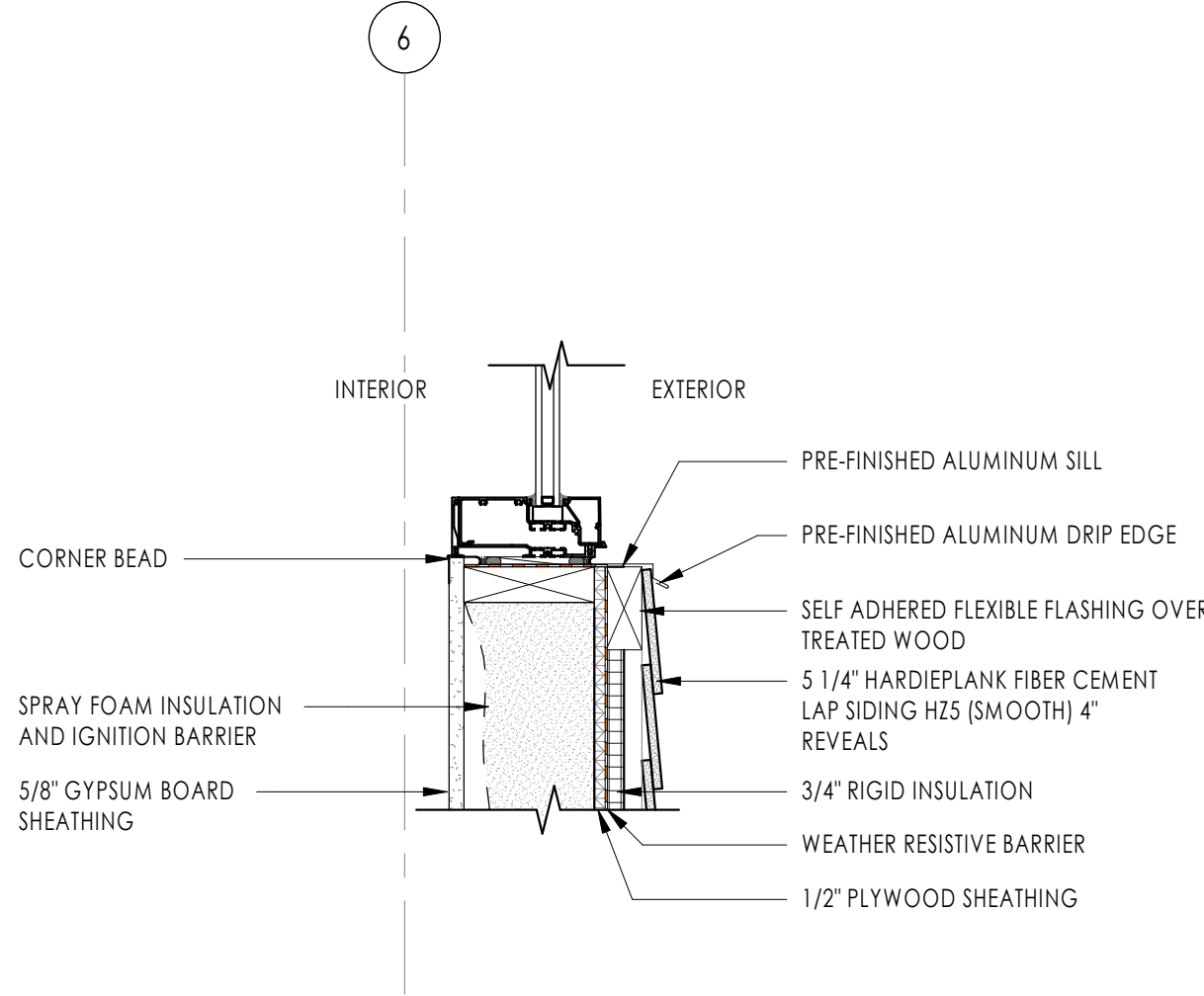
14 TYPICAL FASCIA TO LAP SIDING DETAIL
1 1/2" = 1'-0"



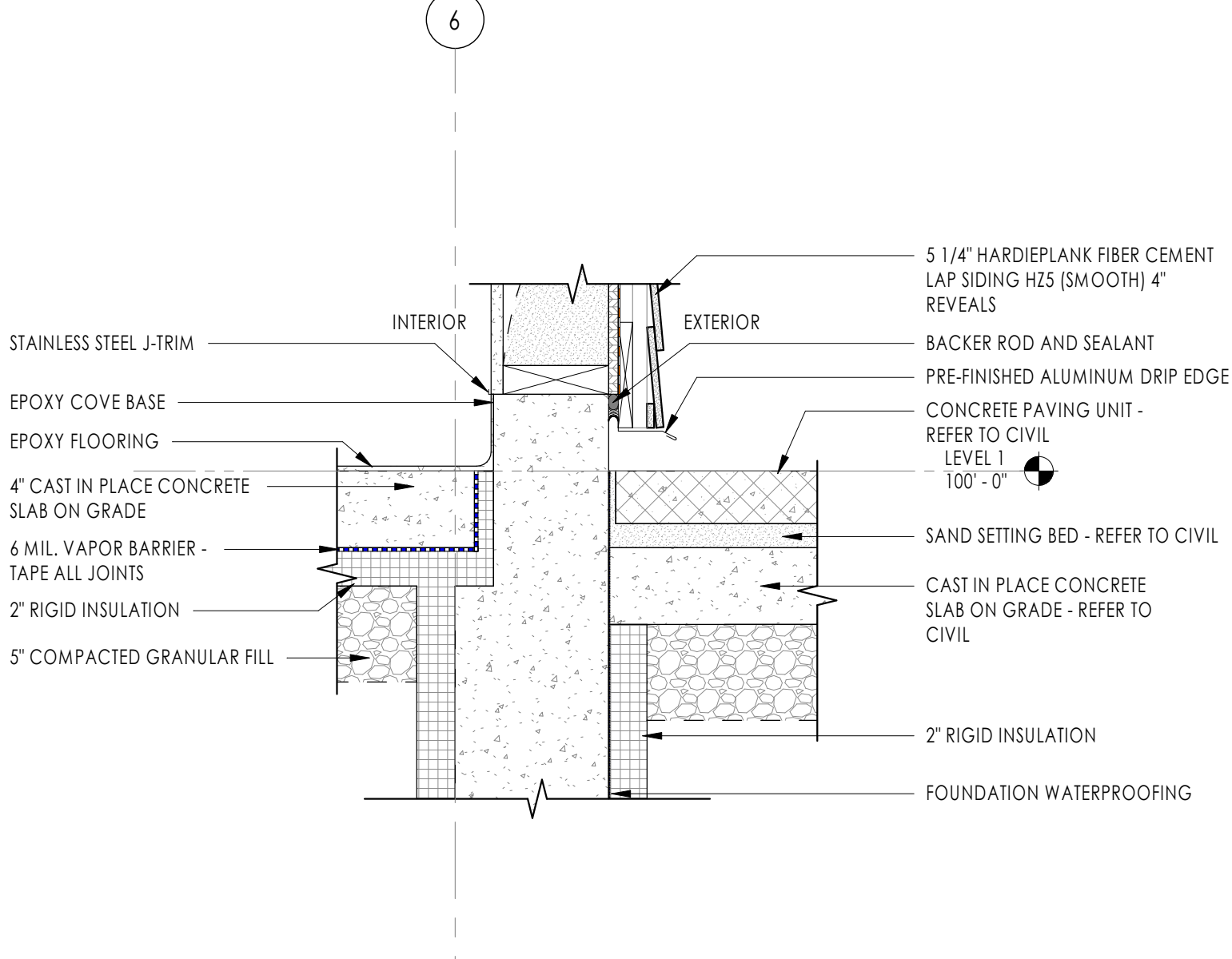
10 TYPICAL SIDELITE SILL DETAIL
1 1/2" = 1'-0"



8 ROOF EDGE DETAIL - STANDING SEAM @ WINDOW
1 1/2" = 1'-0"



4 TYPICAL WINDOW SILL DETAIL
1 1/2" = 1'-0"



12 TYPICAL BASE OF WALL DETAIL
1 1/2" = 1'-0"

I hereby certify that this document is a report prepared by me or under my direct supervision and that I am a duly registered professional under the laws of the State of WI.

REVISION SCHEDULE	Description
Revision No.	Date

PRELIMINARY

PROJECT: FOREST HILLS PAVILION

600 LOSEY BLVD N.
LA CROSSE, WI 54601

DATE: 01/08/2024
DRAWN BY: RA
CHECKED BY: MWS

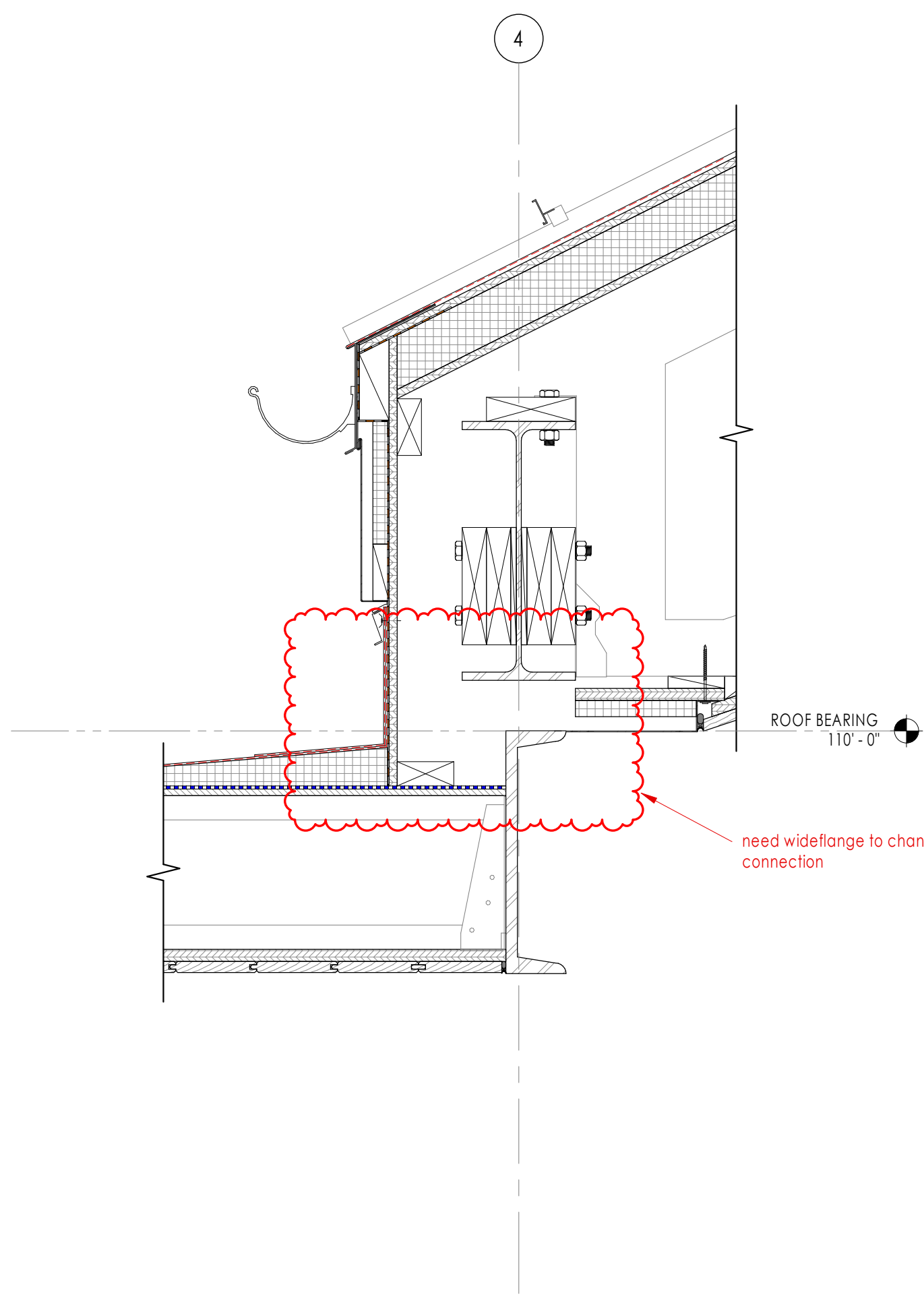
PROJECT NO: 1506A
DRAWING TITLE: DETAILS

SHEET NUMBER

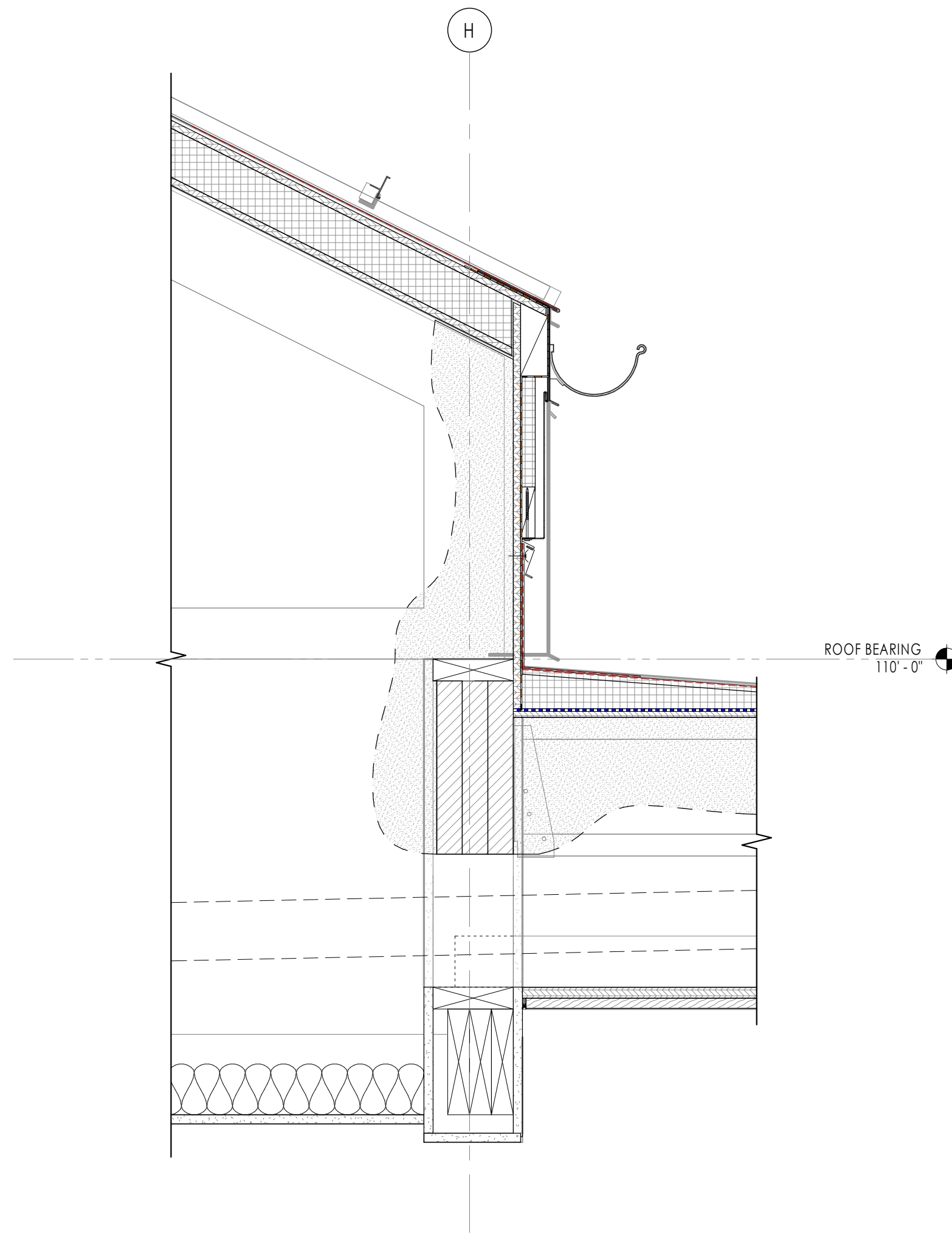
A500

riverARCHITECTS
740 7th Street North La Crosse, WI 54601-3308 Tel 608 785-2217

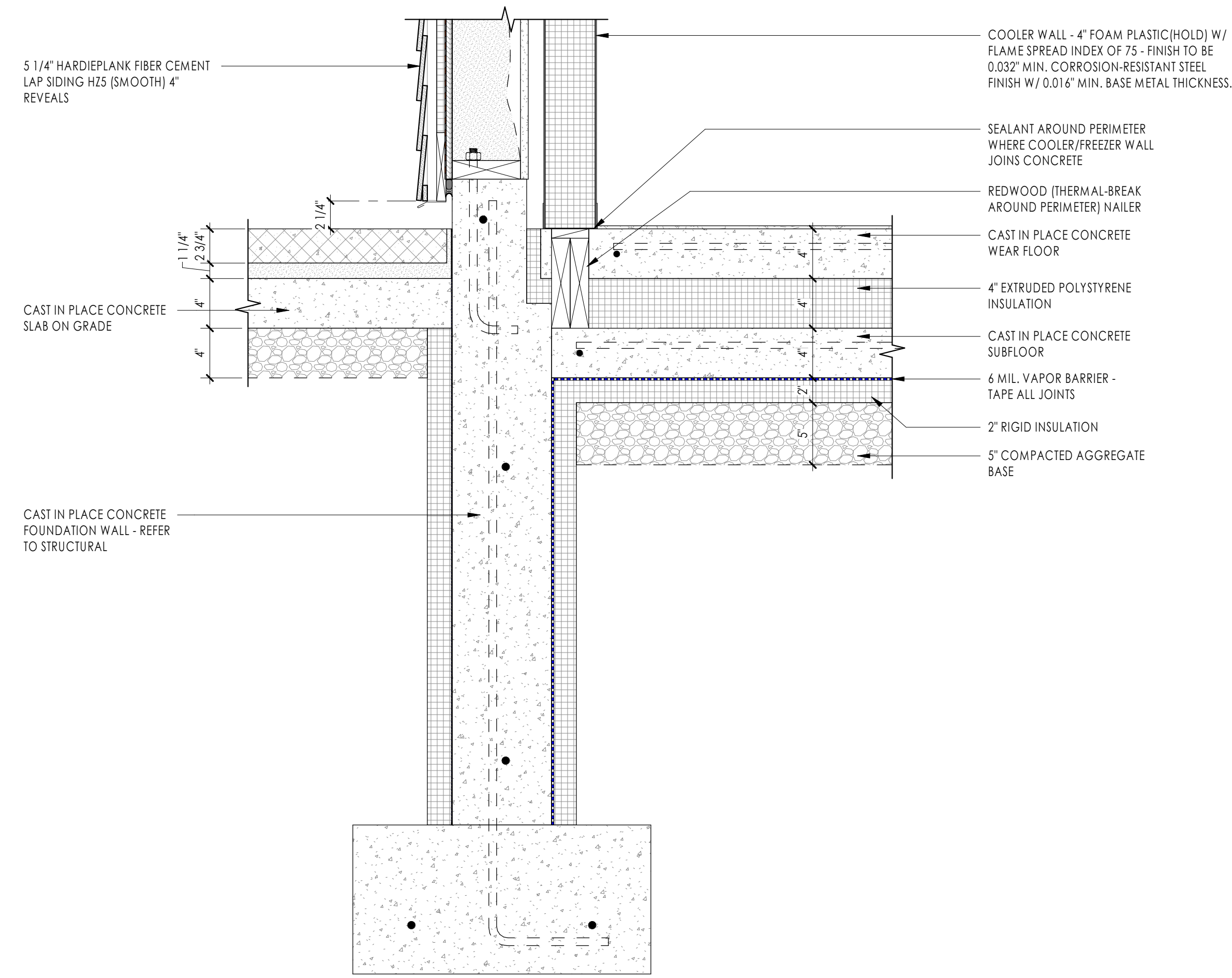
1/16/2024 10:12:13 AM



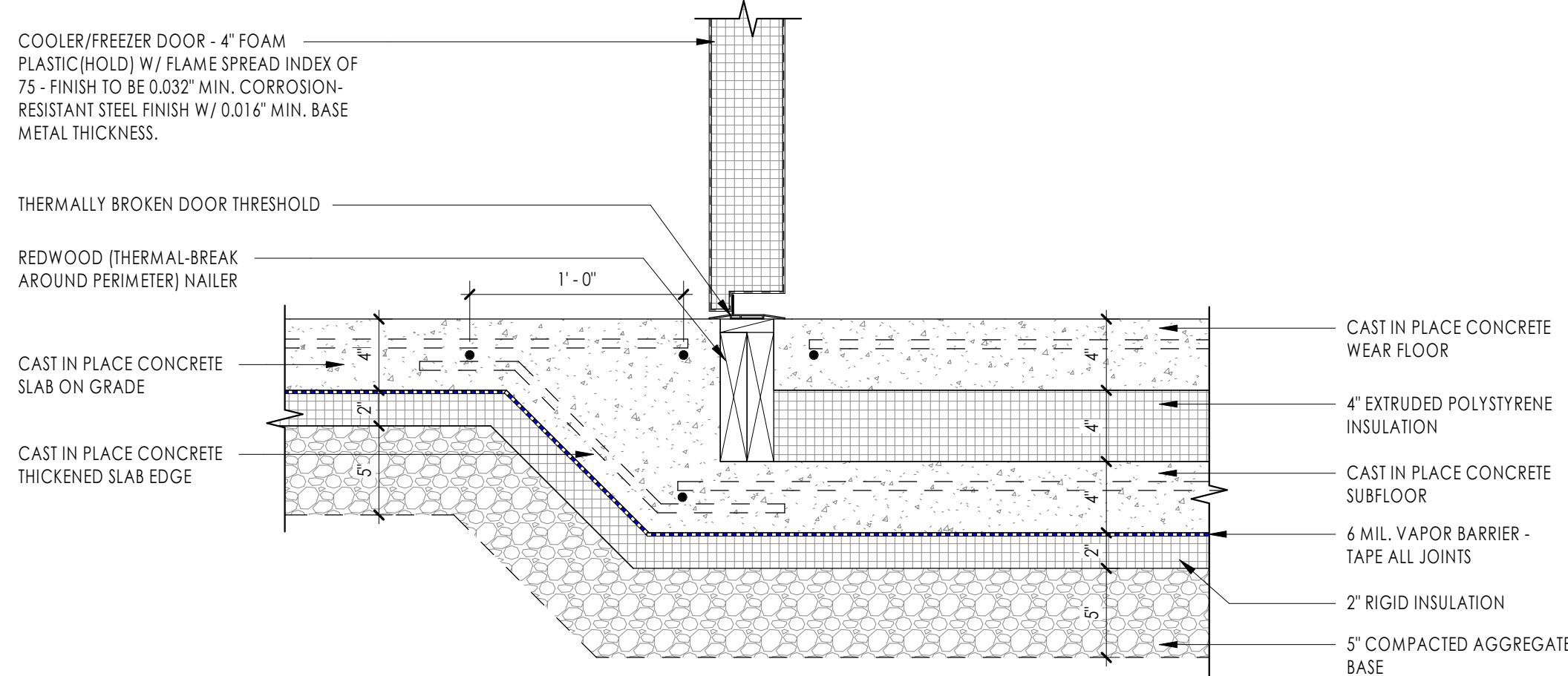
1 Detail 0
1 1/2" = 1'-0"
0' 6" 1' 2'



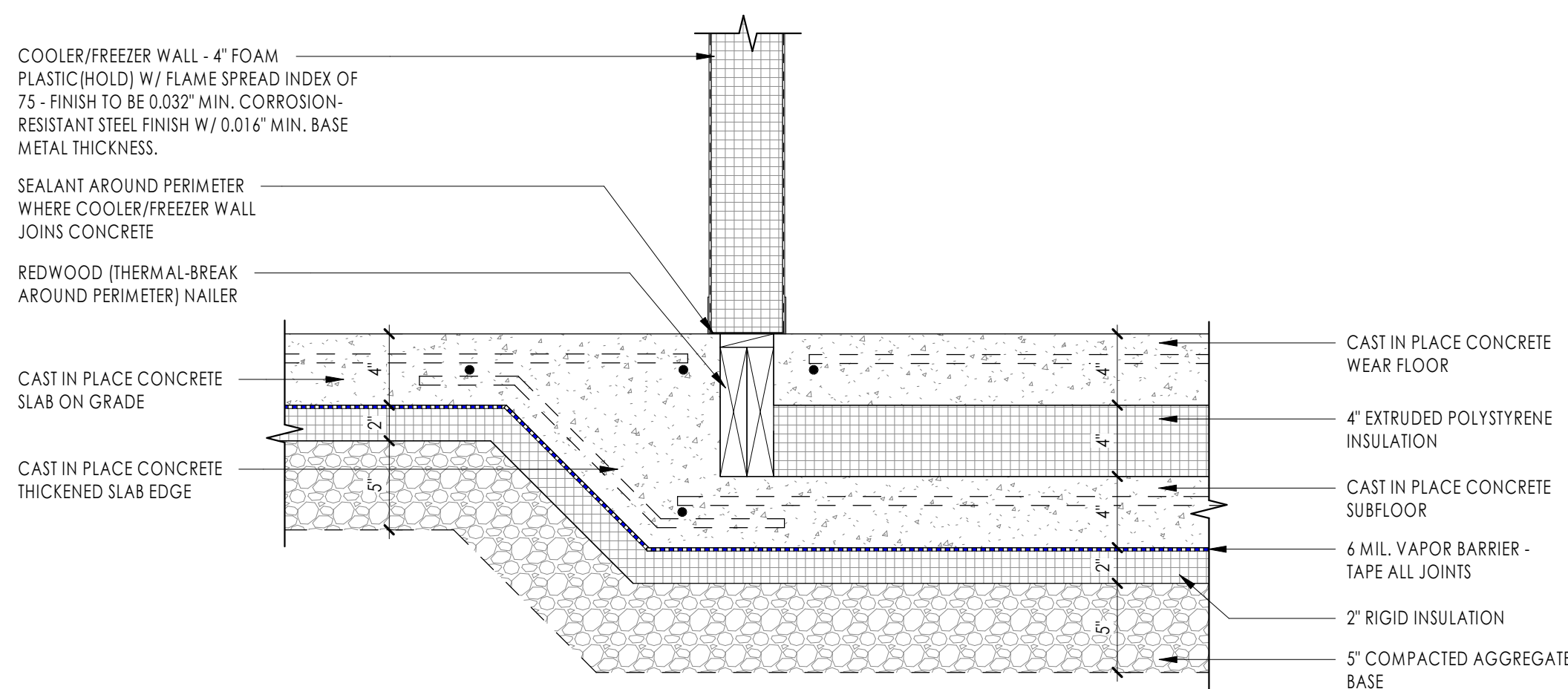
2 Detail 6
1 1/2" = 1'-0"
0' 6" 1' 2'



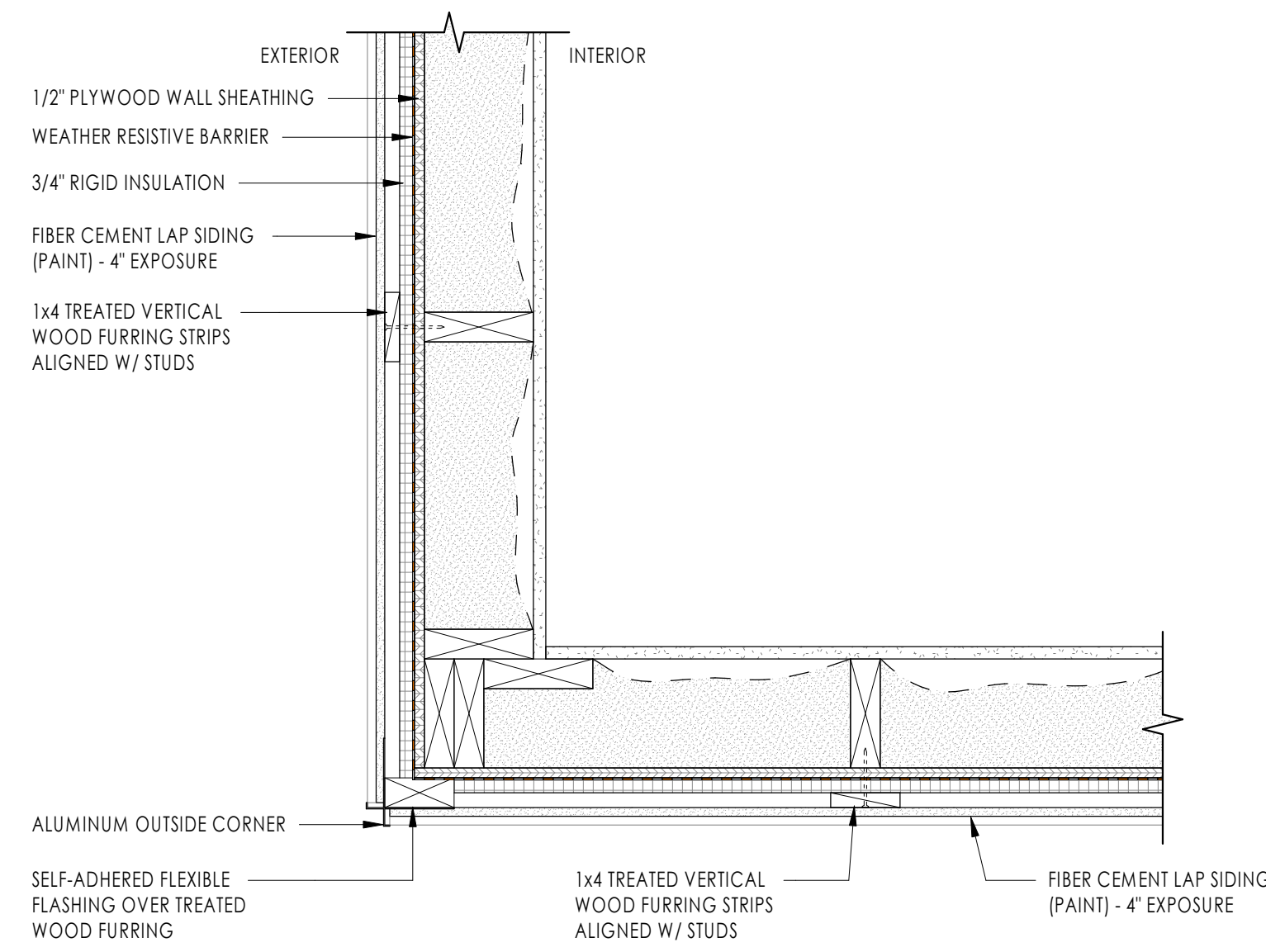
3 COOLER & FREEZER FLOOR TO FOUNDATION
CONNECTION DETAIL
1 1/2" = 1'-0"
0' 6" 1' 2'



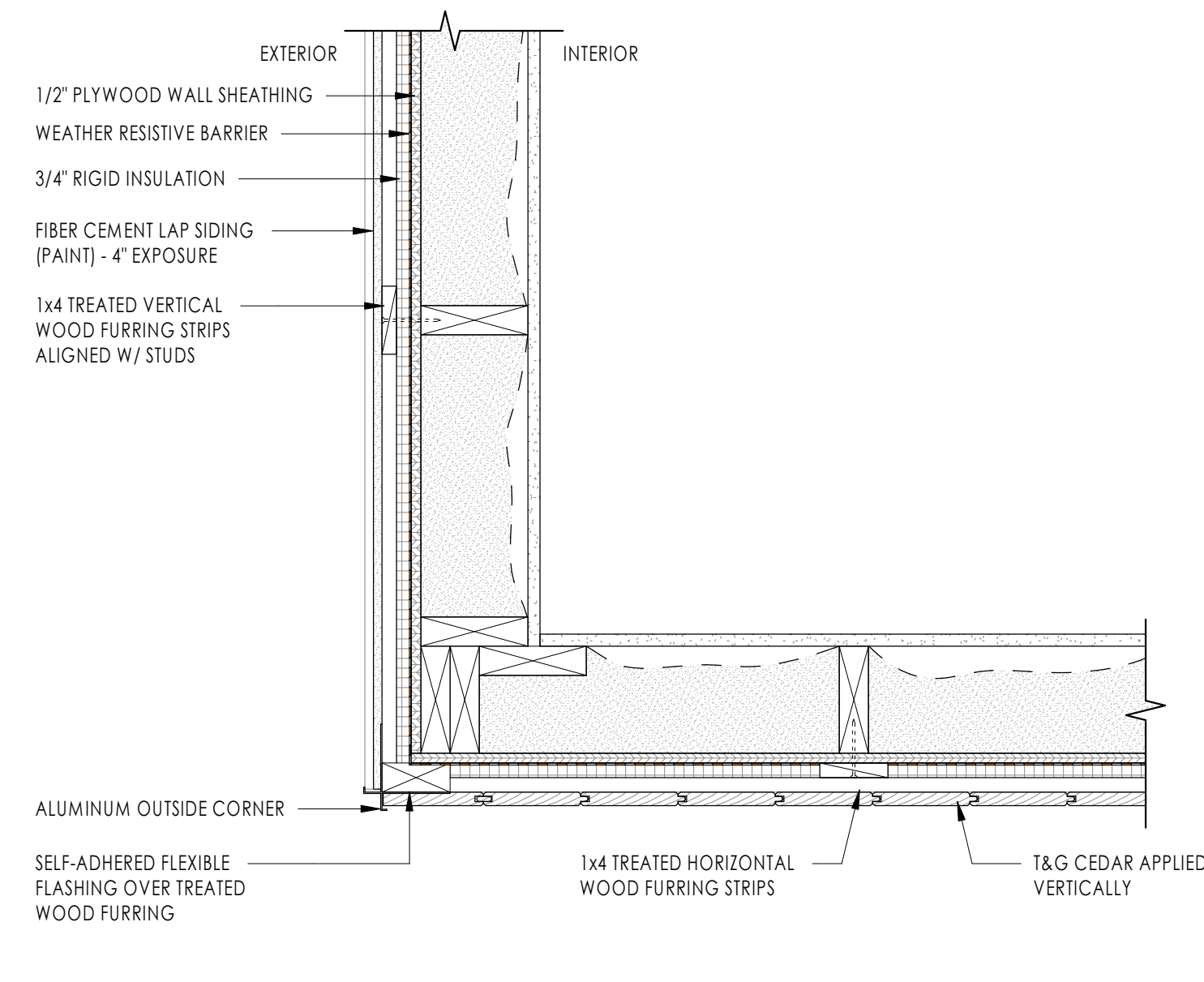
4 TYPICAL COOLER DOOR THRESHOLD SECTION DETAIL
1 1/2" = 1'-0"
0' 6" 1' 2'



5 TYPICAL COOLER FLOOR SECTION DETAIL
1 1/2" = 1'-0"
0' 6" 1' 2'



7 PLAN OUTSIDE CORNER DETAIL - LAP SIDING
1 1/2" = 1'-0"



8 PLAN OUTSIDE CORNER DETAIL - LAP SIDING TO
CEDAR SIDING
1 1/2" = 1'-0"

I hereby certify that this drawing is a true and correct representation of the work as proposed by me or under my direct supervision and that I am a duly registered professional under the laws of the State of WI.

REVISION SCHEDULE		Description	
Revision No.	Date		
1	XX/XX/XXXX	REVISION 1	

DATE
NUMBER
DRAWN BY
CHECKED BY
DESIGNED BY
PROJECT NO.
PROJECT NAME
PROJECT ADDRESS
PROJECT CITY
PROJECT STATE
PROJECT ZIP
PROJECT PHONE
PROJECT FAX
PROJECT EMAIL
PROJECT WEBSITE
PROJECT DESCRIPTION
PROJECT NOTES
PROJECT COMMENTS
PROJECT CHANGES
PROJECT REVISIONS
PROJECT APPROVALS
PROJECT SIGNATURES
PROJECT DATES
PROJECT TIMES
PROJECT PLACES
PROJECT PEOPLE
PROJECT THINGS
PROJECT IDEAS
PROJECT FEELINGS
PROJECT SOUNDS
PROJECT TASTES
PROJECT SMELLS
PROJECT TOUCHES
PROJECT HEARINGS
PROJECT FEELINGS
PROJECT SOUNDS
PROJECT TASTES
PROJECT SMELLS
PROJECT TOUCHES
PROJECT HEARINGS

PRELIMINARY

PROJECT
FOREST HILLS PAVILION

600 LOSEY BLVD N.
LA CROSSE, WI 54601

DATE
01/08/2024

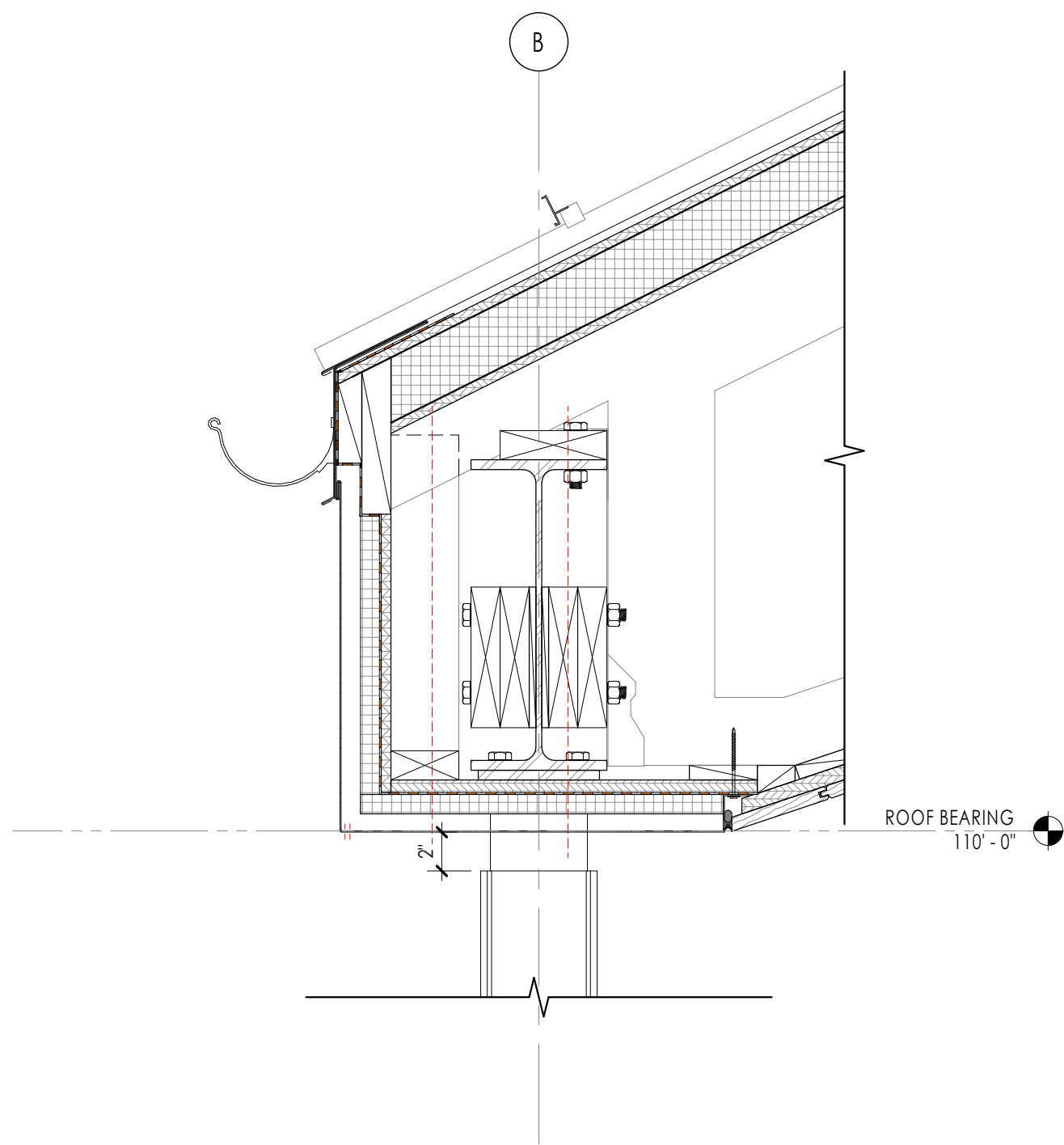
DRAWN BY
R.A.

CHECKED BY
MWS

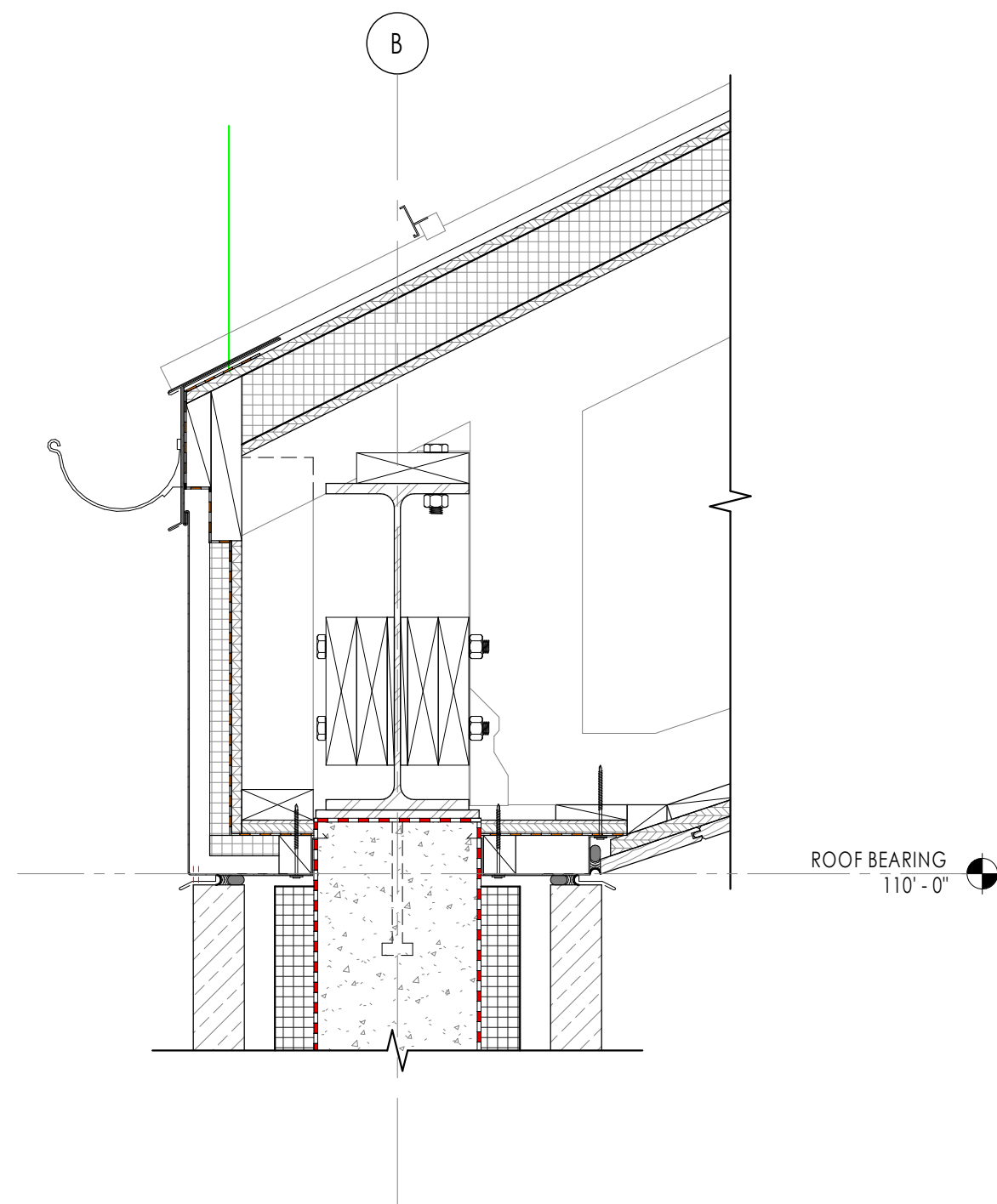
SHEET NUMBER

A501

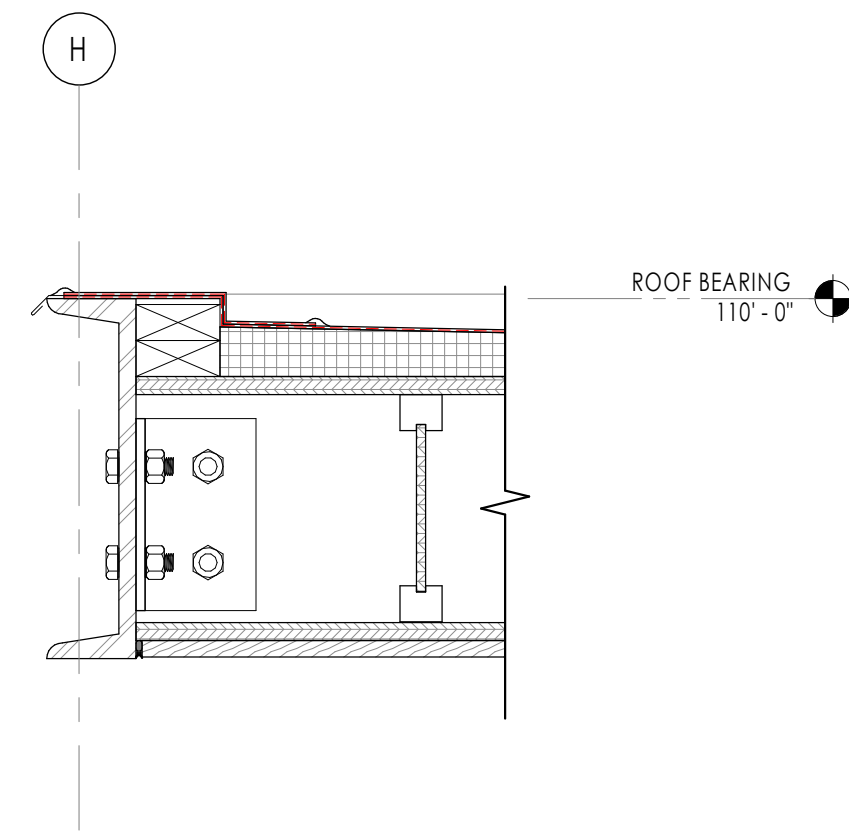
riverARCHITECTS
740 7th Street North La Crosse, WI 54601-3308 Tel 608 785-2217



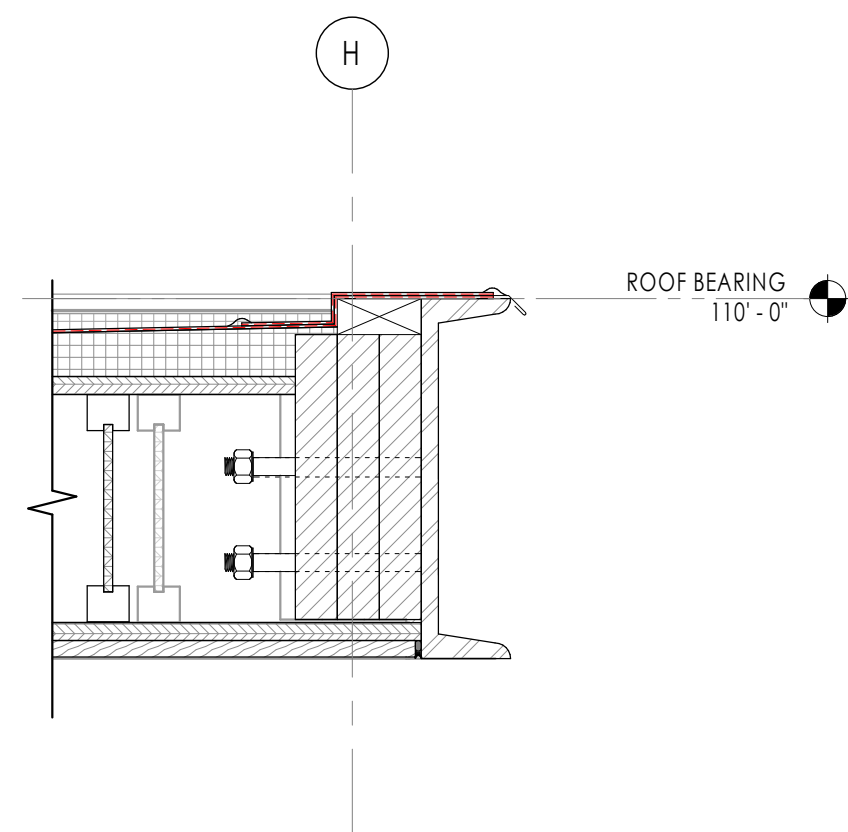
1 ROOF EDGE DETAIL - STANDING SEAM - OPEN
A502
1 1/2" = 1'-0"
0' 6" 1' 2'



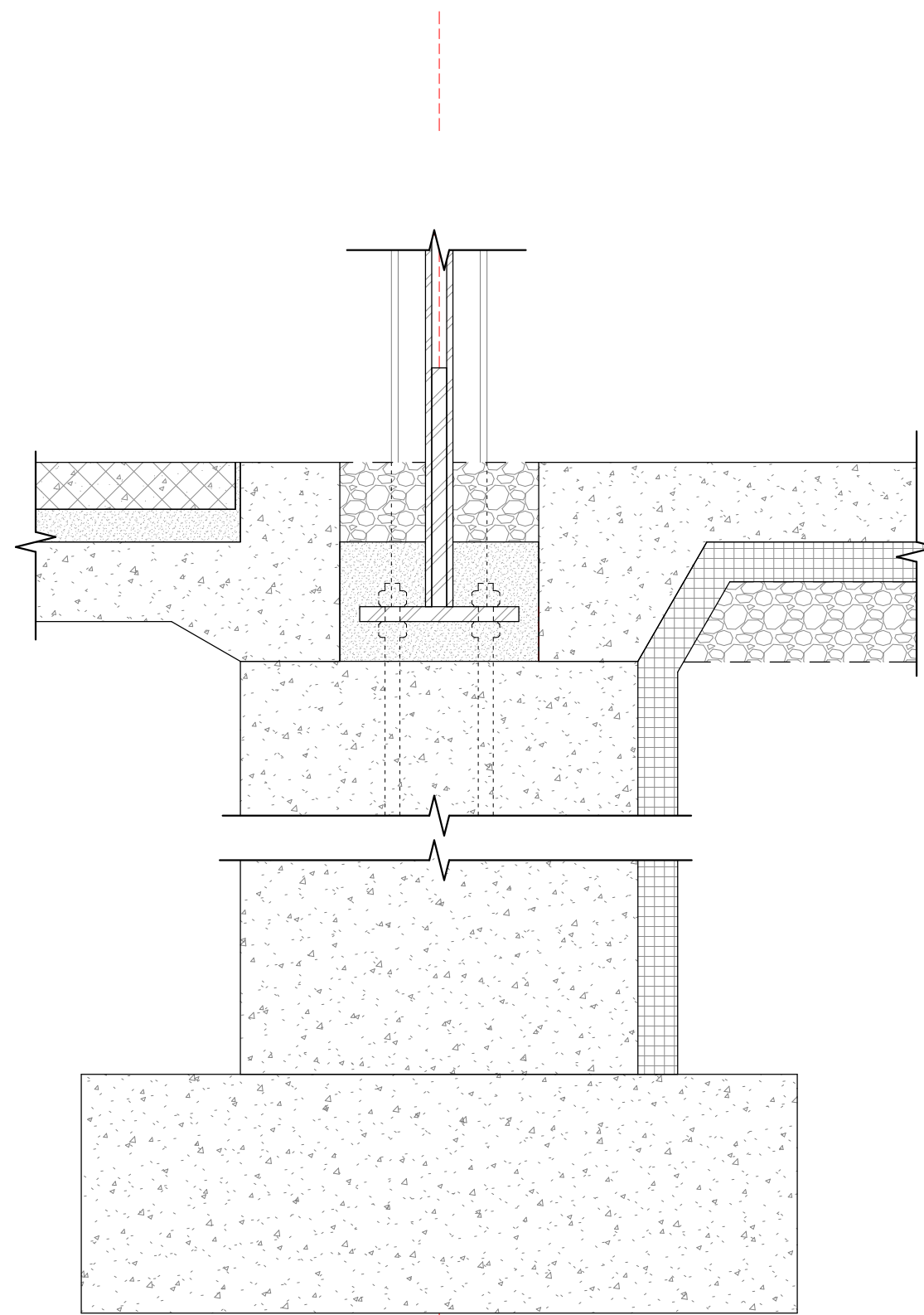
4 ROOF EDGE DETAIL - STANDING SEAM @ PIER
A502
1 1/2" = 1'-0"
0' 6" 1' 2'



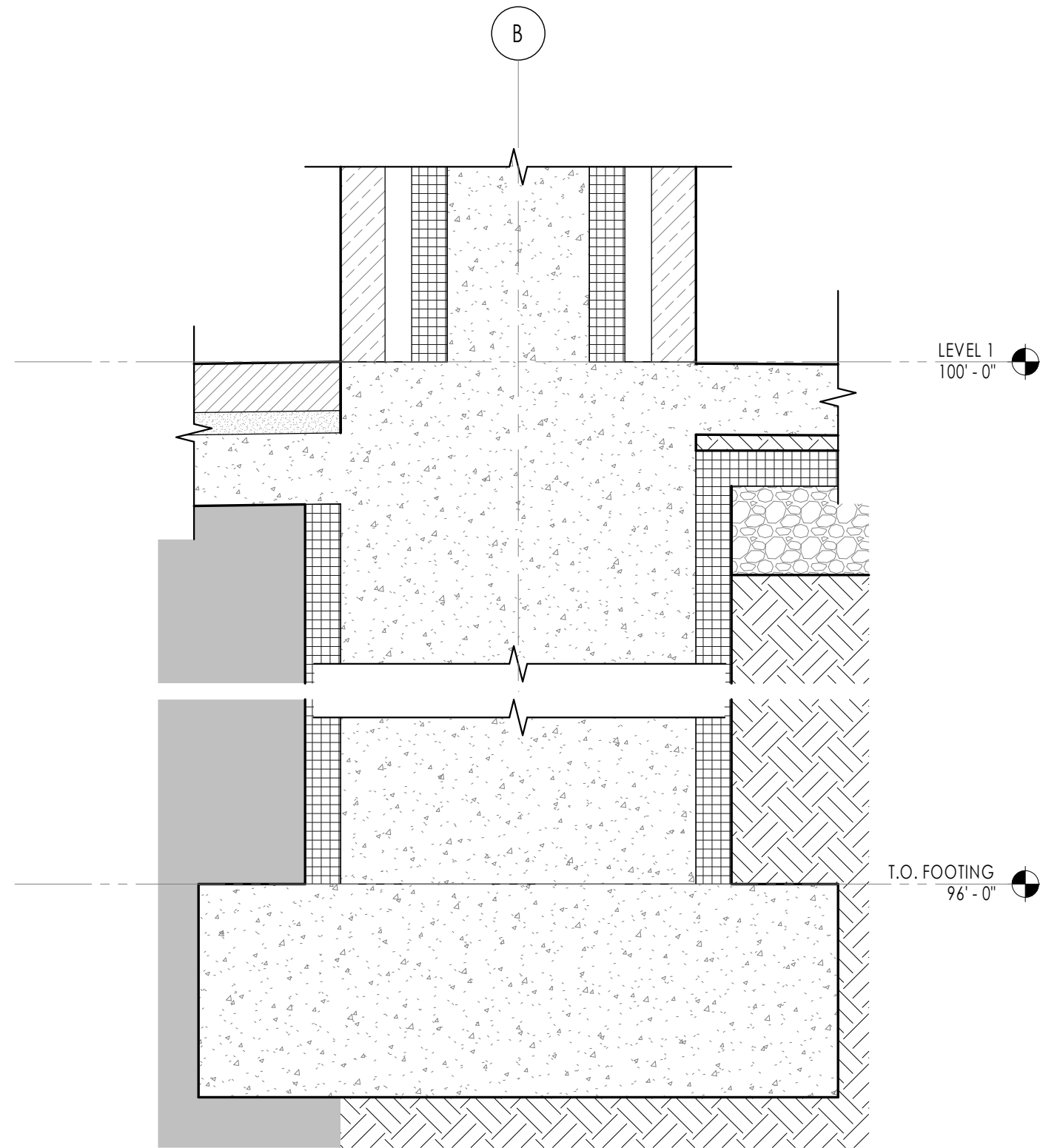
3 ROOF EDGE DETAIL - FLAT ROOF TYPICAL CHANNEL CONNECTION
A502
1 1/2" = 1'-0"
0' 6" 1' 2'



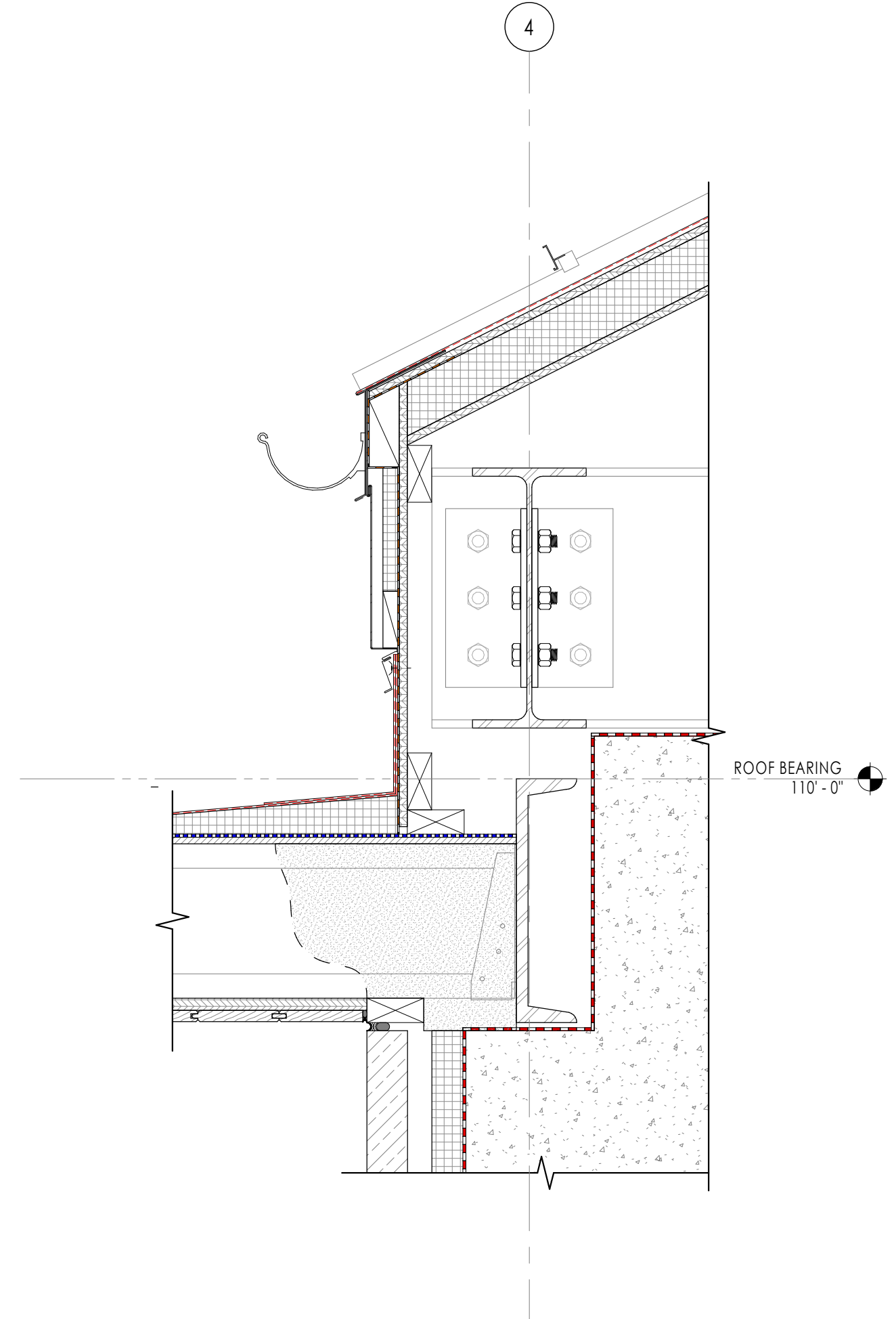
2 ROOF EDGE DETAIL - LVL TO CHANNEL CONNECTION
A502
1 1/2" = 1'-0"
0' 6" 1' 2'



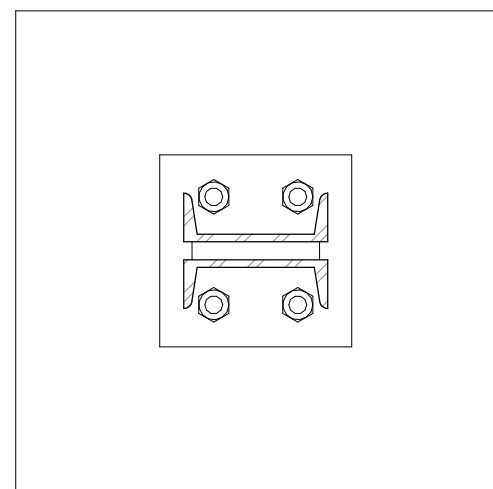
5 COLUMN PIER / BASE DETAIL
A502
1 1/2" = 1'-0"
0' 6" 1' 2'



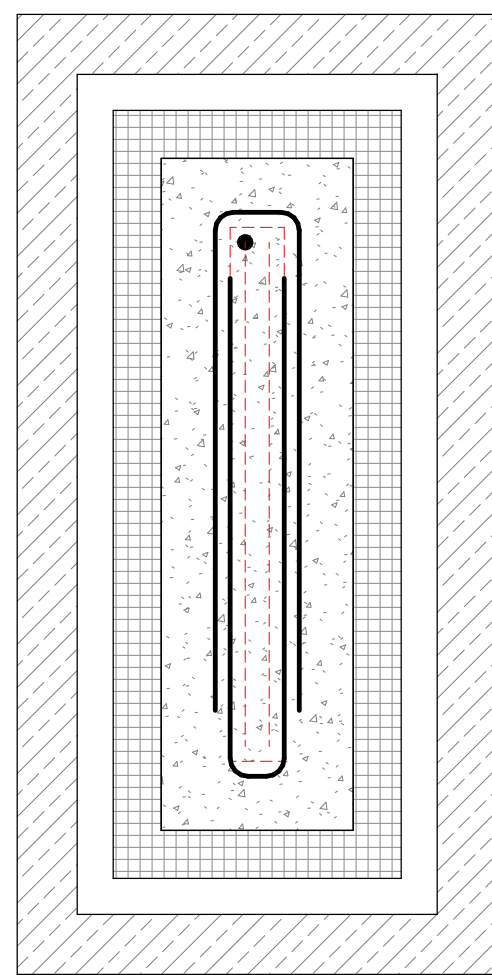
4 BASE OF PIER DETAIL
A502
1 1/2" = 1'-0"
0' 6" 1' 2'



9 Detail 1
A502
1 1/2" = 1'-0"
0' 6" 1' 2'



7 BASEPLATE PLAN DETAIL
A502
1 1/2" = 1'-0"
0' 6" 1' 2'



8 CONC. WALL PLAN DETAIL
A502
1 1/2" = 1'-0"
0' 6" 1' 2'

I hereby certify that this plan, specification, or report was prepared by me or under my direct supervision and that I am a duly registered professional under the laws of the State of WI.

REVISION SCHEDULE	Date	Description
Revision No.		

DATE	NUMBER

These drawings, plans, specifications, or reports are prepared by me or under my direct supervision and I am a duly registered professional under the laws of the State of WI.

PRELIMINARY

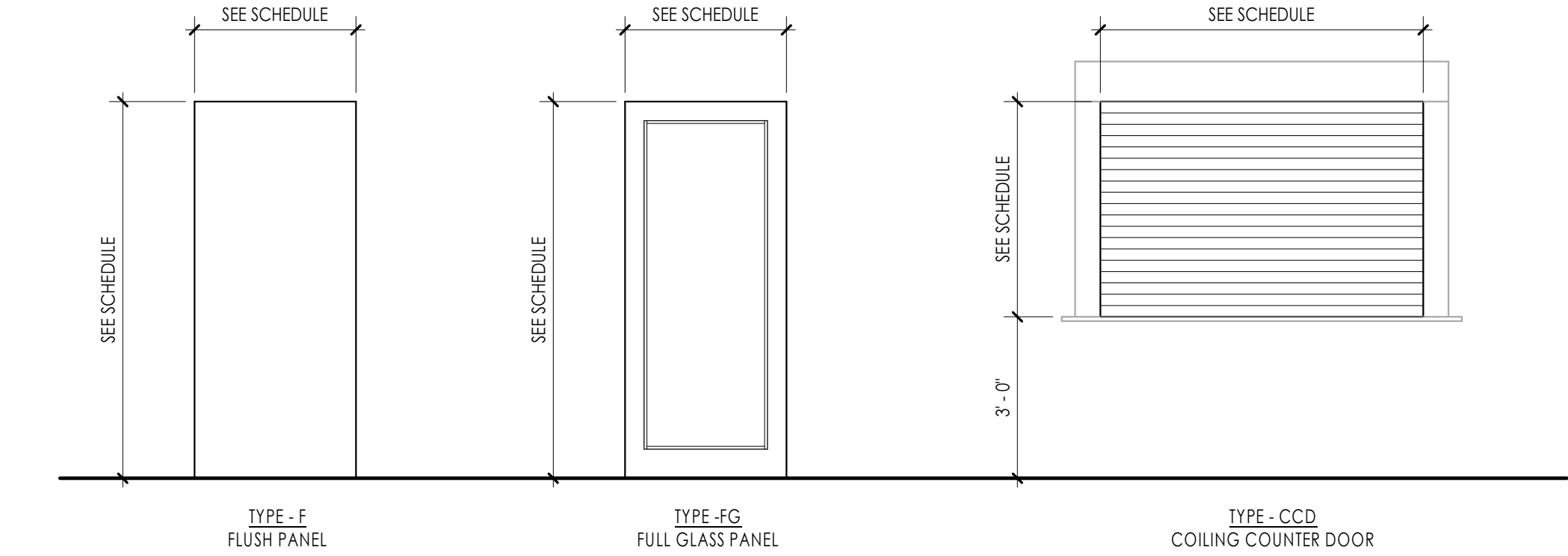
PROJECT: FOREST HILLS PAVILION
600 LOSEY BLVD N.
LA CROSSE, WI 54601
DATE: 01/08/2024
DRAWN BY: R.A.
CHECKED BY: MWS

PROJECT NO: 1504A
DRAWING TITLE: DETAILS

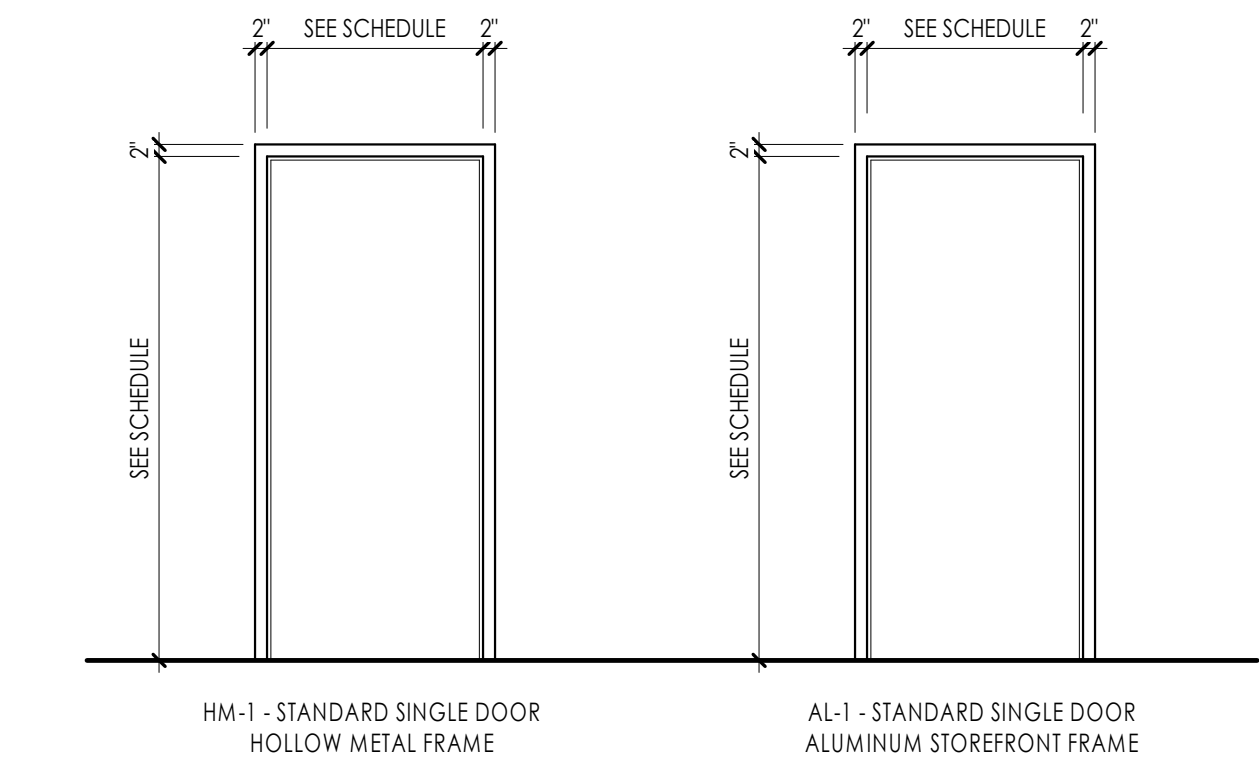
SHEET NUMBER
A502

ROOM FINISH SCHEDULE - LEVEL 1																					
ROOM NO.	ROOM NAME	FLOOR		BASE FINISH	WALLS												CEILING			ROOM FINISH NOTES	
		FLOOR - SUB.	FLOOR FINISH		NORTH			EAST			SOUTH			WEST			CEILING - SUB.	CEILING - FINISH	CEILING HEIGHT		
					SUBSTRATE	FINISH	FINISH LEVEL	SUBSTRATE	FINISH	FINISH LEVEL	SUBSTRATE	FINISH	FINISH LEVEL	SUBSTRATE	FINISH	FINISH LEVEL					
100	FEMALE	CONC.	EPOXY	EPOXY	GW8	FRP-3			GW8	FRP-3			GW8	FRP-3			GW8	FRP-4			
101	MALE	CONC.	EPOXY	EPOXY	GW8	FRP-3			GW8	FRP-4			GW8	FRP-3			GW8	FRP-3			
102	STORAGE	CONC.	EPOXY	EPOXY	--	--			--	--			GW8	FRP-1			GW8	FRP-1		ACT	--
103	HALL	CONC.	EPOXY	EPOXY	GW8	PNT			GW8	PNT			GW8	PNT			GW8	PNT		T&G	
104	CONCESSIONS	CONC.	EPOXY	EPOXY	GW8	FRP-1			GW8	FRP-1			GW8	FRP-2			GW8	FRP-1		ACT	--
107	PREP	CONC.	EPOXY	EPOXY	--	--			GW8	FRP-1			GW8	FRP-1			--	--		ACT	--
108	MECH.	CONC.	EPOXY	EPOXY	GW8	PNT			GYP.	PNT			GW8	PNT			GW8	PNT		--	--
109	WALK IN COOLER	INSUL./CONC.	EPOXY	EPOXY	INSUL.	MTL PNT			INSUL.	MTL PNT			INSUL.	MTL PNT			INSUL.	MTL PNT		INSUL.	MTL PNT
110	WAREWASHING	CONC.	EPOXY	EPOXY	GW8	FRP			--	--			--	--			GW8	FRP		ACT	--
111	CUSTODIAL	CONC.	EPOXY	EPOXY	GW8	PNT			GW8	PNT			GW8	PNT			GW8	PNT		--	--
112	CLOSET	CONC.	EPOXY	EPOXY	GW8	PNT			GW8	PNT			GW8	PNT			GW8	PNT		GW8	PNT
113	CLOSET	CONC.	EPOXY	EPOXY	GW8	PNT			GW8	PNT			GW8	PNT			GW8	PNT		GW8	PNT

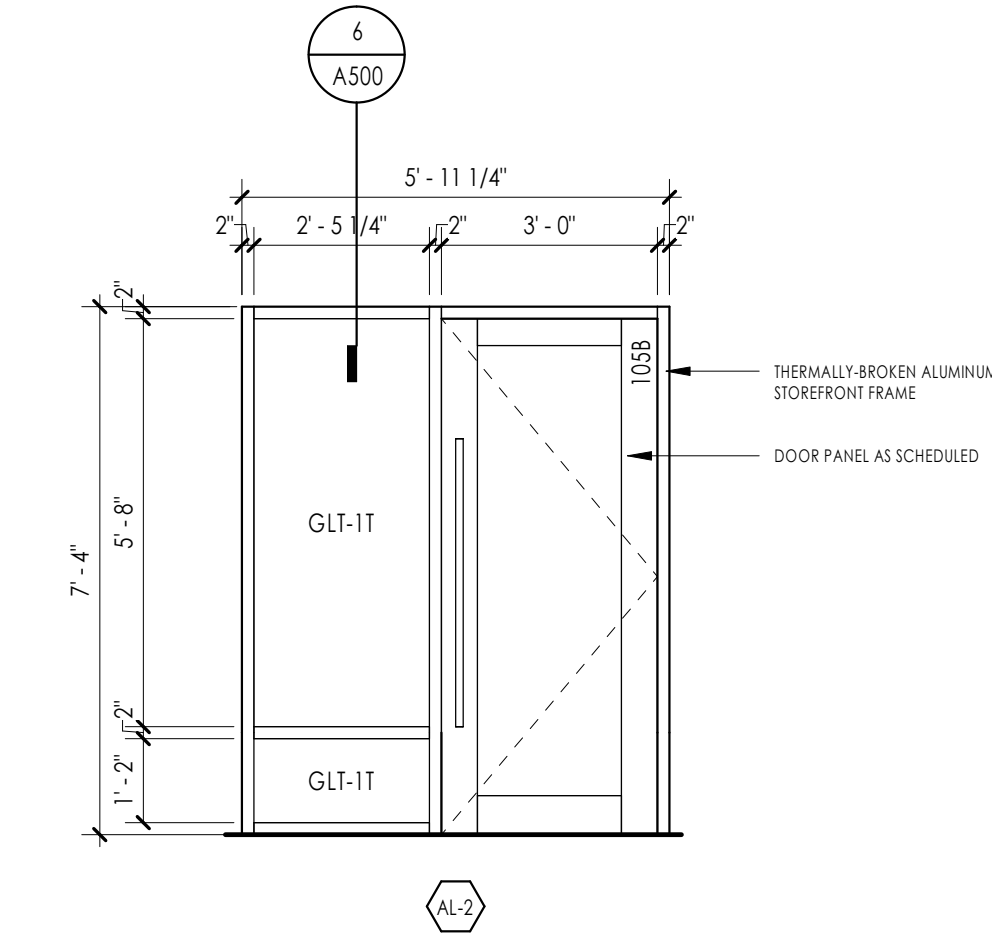
DOOR AND HARDWARE SCHEDULE - LEVEL 1																	
DOOR NUMBER	DOOR						FRAME						MISCELLANEOUS		REMARKS		
	DOOR SIZE		TYPE	MATERIAL	GLAZING TYPE	FINISH	TYPE	MATERIAL	DETAILS			FINISH	LABEL	HDWR SET			
	WIDTH	HEIGHT							HEAD	JAMB	OTHER						
100A	3'-0"	7'-0"		ALUM.		ANODIZED		<By Category>				<By Category>					
100B	3'-0"	7'-0"		WD		ST		HM				PNT-1					
101A	3'-0"	7'-0"		ALUM.		ANODIZED		<By Category>				<By Category>					
101B	3'-0"	7'-0"		WD		ST		HM				PNT-1					
105A	3'-0"	7'-2"		ALUM.		ANODIZED		<By Category>				<By Category>					
105B	3'-0"	7'-2"		ALUM.		ANODIZED		<By Category>				<By Category>					
106A	10'-0"	7'-2 1/2"															
106B	6'-0"	7'-2 1/2"															
108	3'-0"	7'-0"		WD		ST		HM				PNT-1					
109	3'-0"	7'-0"															
111	3'-0"	7'-0"		WD		ST		HM				PNT-1					
114	3'-0"	5'-0"															
115	3'-0"	5'-0"															
117	2'-6"	5'-0"															
119	2'-6"	5'-0"															



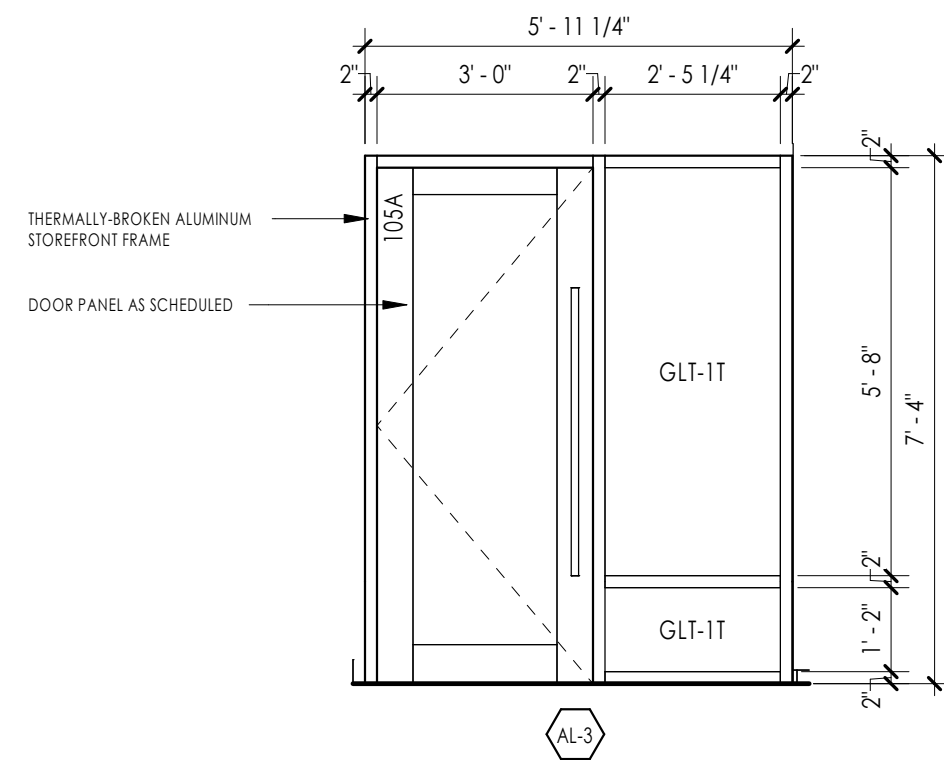
2 DOOR PANEL TYPES
3/8" = 1'-0"



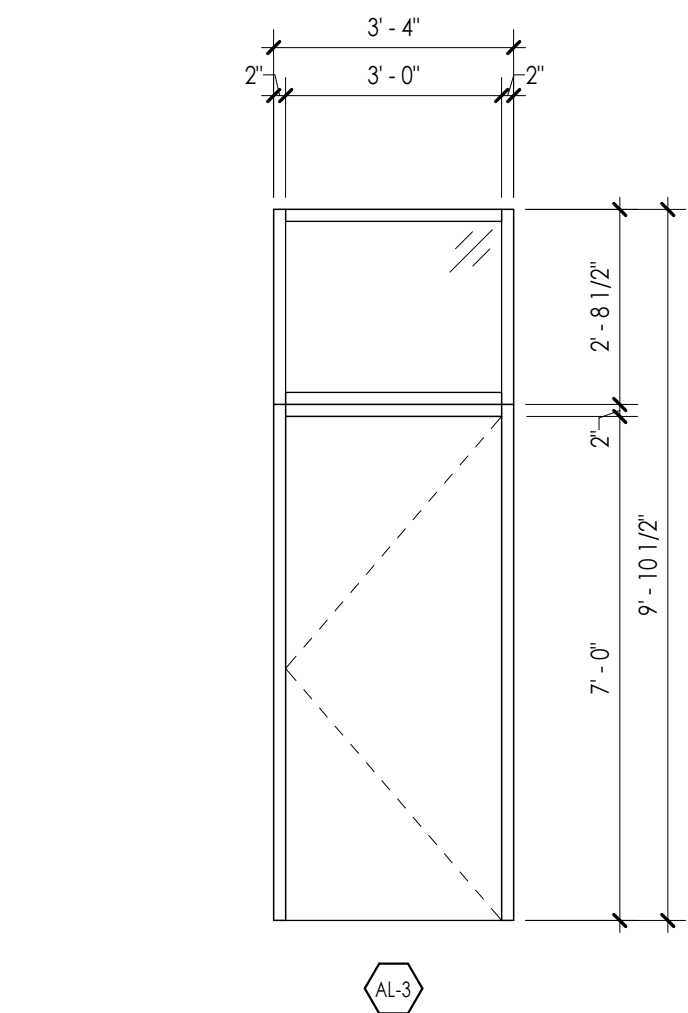
1 DOOR FRAME TYPES
3/8" = 1'-0"



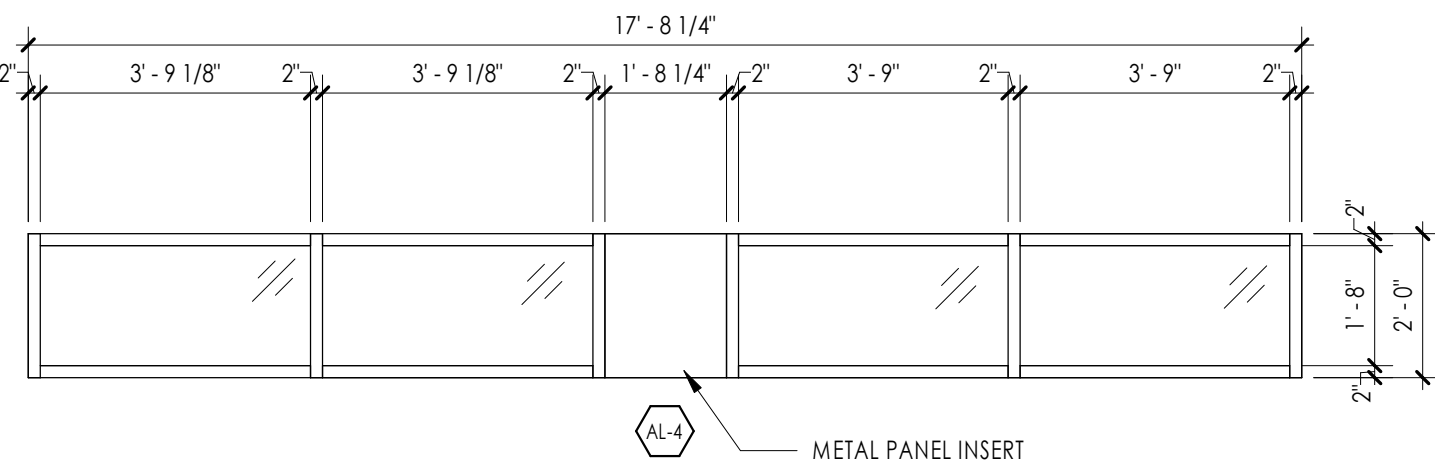
3 FRAME TYPE - AL-1
3/8" = 1'-0"



4 FRAME TYPE - AL-2
3/8" = 1'-0"



8 FRAME TYPE - AL-7
3/8" = 1'-0"



6 FRAME TYPE - AL-6
3/8" = 1'-0"



DOOR SCHEDULE REMARKS	
1. ACCESS CONTROL REQUIRED	
2. EGRESS DOOR ONLY	
3. THERMALLY BROKEN DOOR	
4. RATED DOOR ASSEMBLY	
5. FIRE-RATED GLAZED DOOR & FRAME ASSEMBLY	
6. RE-USE EXISTING DOOR & FRAME	
7. UNDERCUT DOOR 3/4"	

GLAZING TYPES	
GLT-1	1" CLEAR INSULATED GLASS
GLT-1T	1" CLEAR INSULATED GLASS, TEMPERED
GLT-2	1/4" CLEAR INTERIOR FLOAT GLASS
GLT-2T	1/4" CLEAR INTERIOR FLOAT GLASS, TEMPERED
GLT-3	FIRE RATED TESTED ASSEMBLY

I hereby certify that this drawing is a true and correct representation of the work to be performed and that I am a duly registered professional under the laws of the State of WI.

REVISION SCHEDULE	
Revision No.	Description

DATE
NUMBER

PROJECT
FOREST HILLS PAVILION

600 LOXEY BLVD N.
LA CROSSE, WI 54601

DATE
01/08/2024

DRAWN BY
RA

CHECKED BY
MWS

SHEET NUMBER

A600

PROJECT NO
1504A

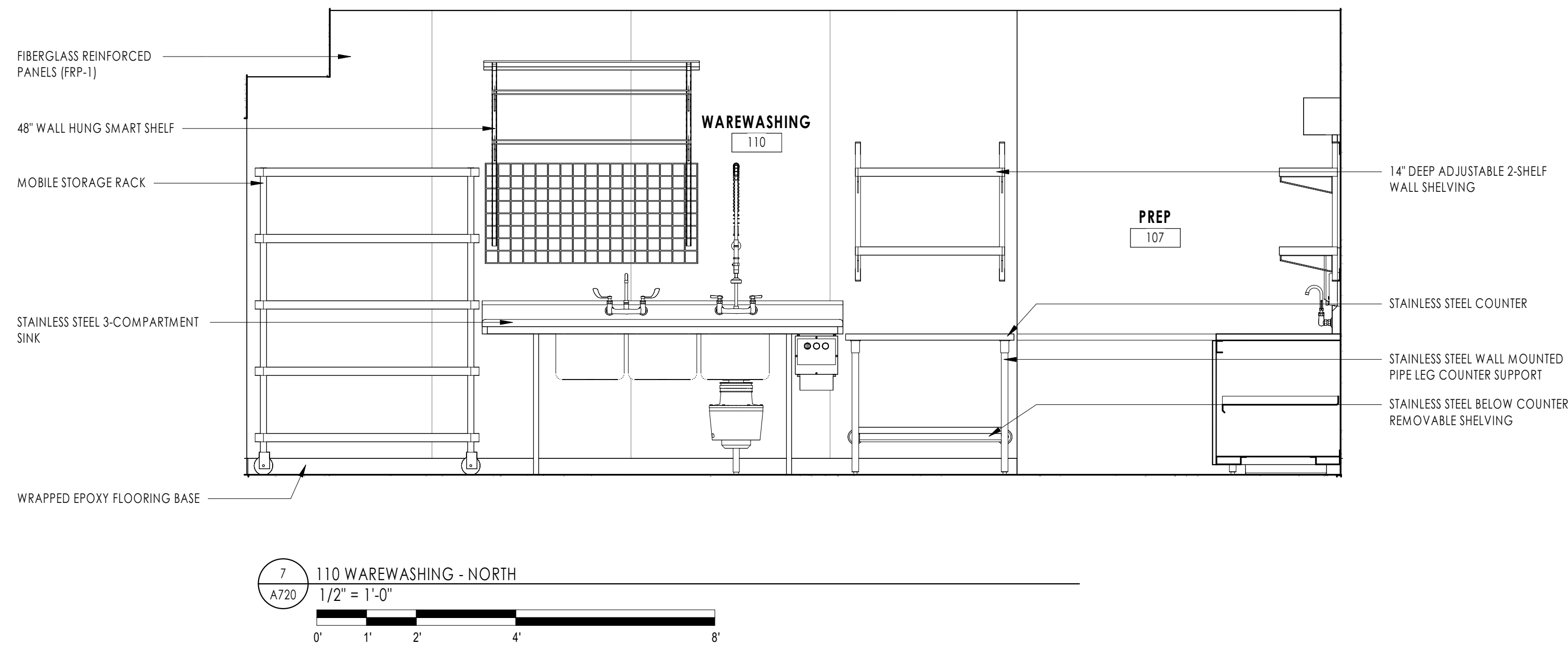
DRAWING TITLE
DOOR & FRAME SCHEDULE

PRELIMINARY

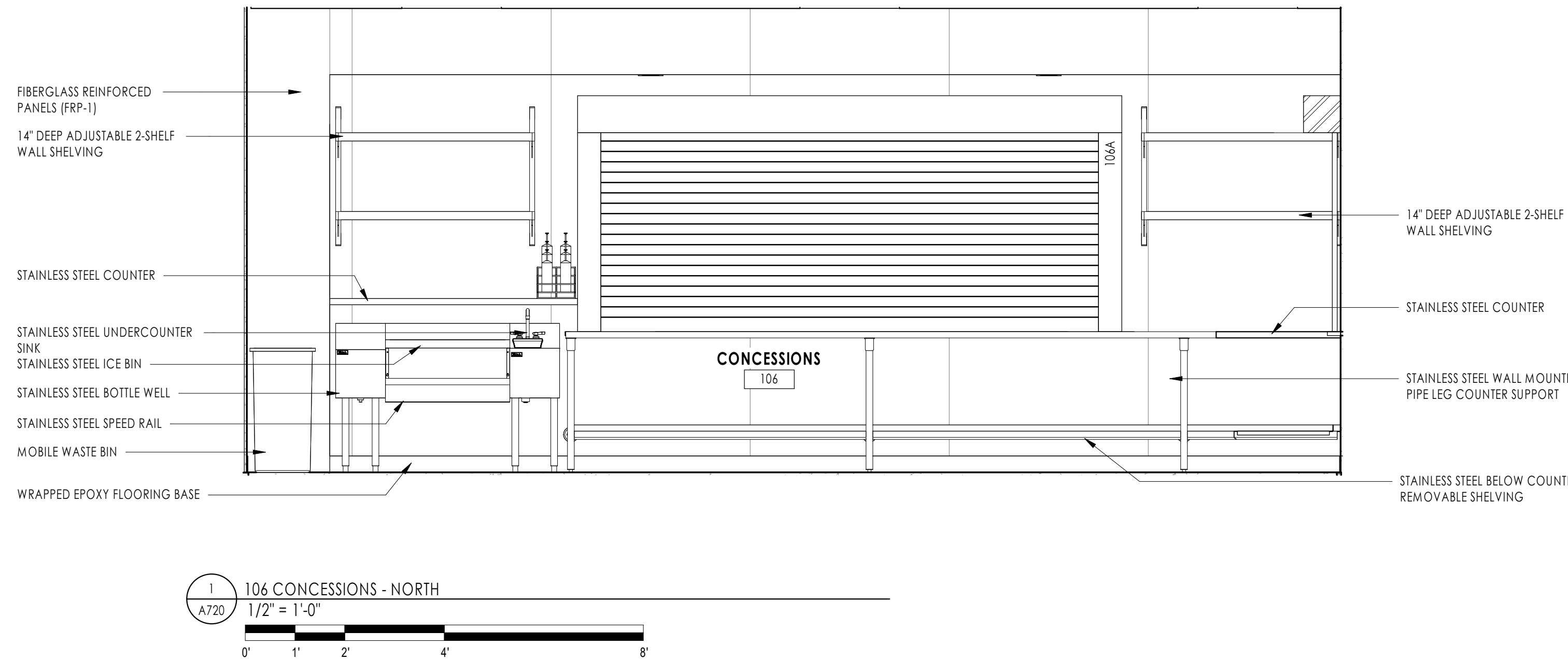
riverARCHITECTS

740 7th Street North La Crosse, WI 54601-3308 Tel 608 785-2217

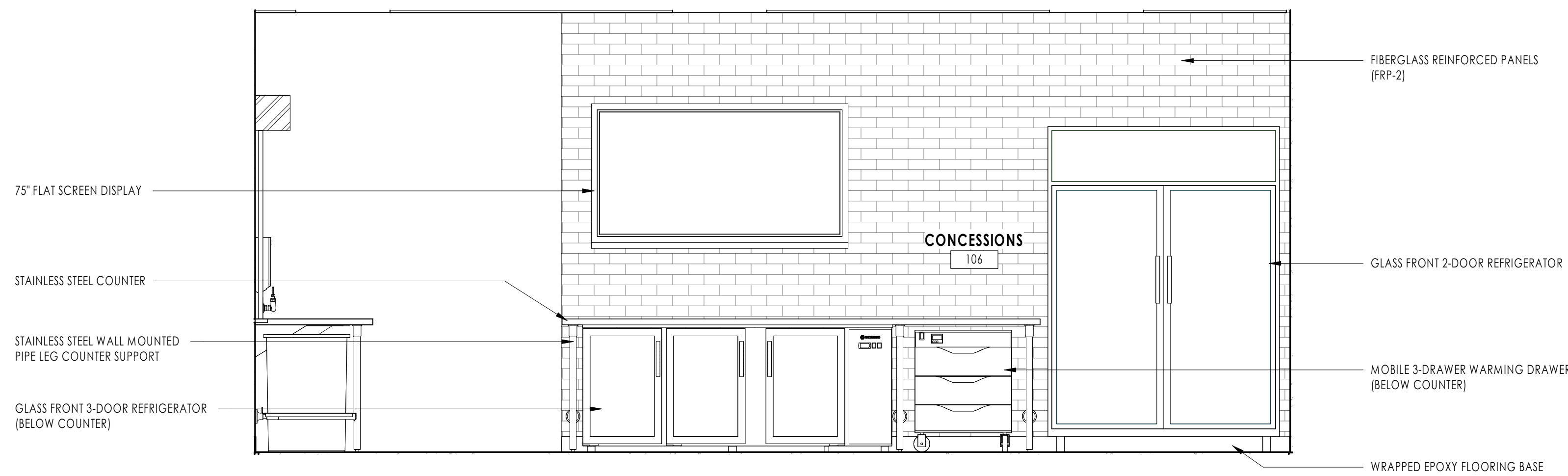
1/16/2024 10:12:16 AM



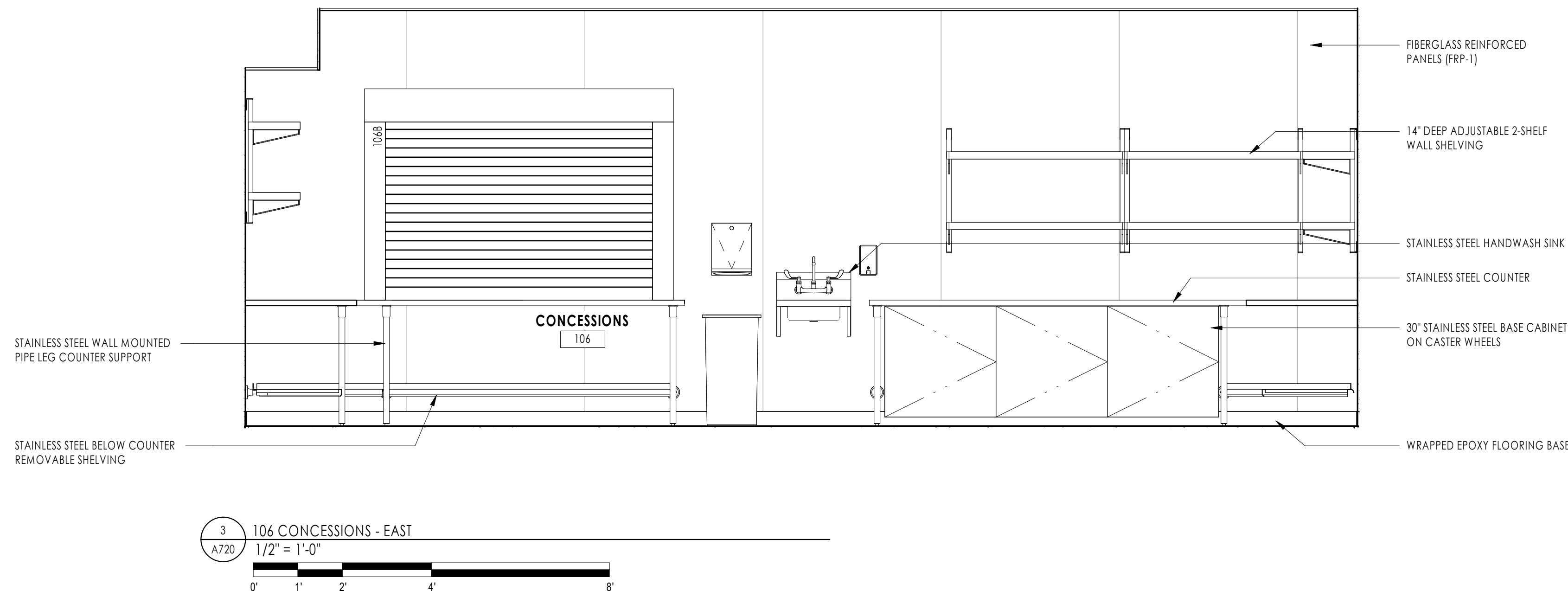
7 110 WAREWASHING - NORTH
A720
1/2\"/>



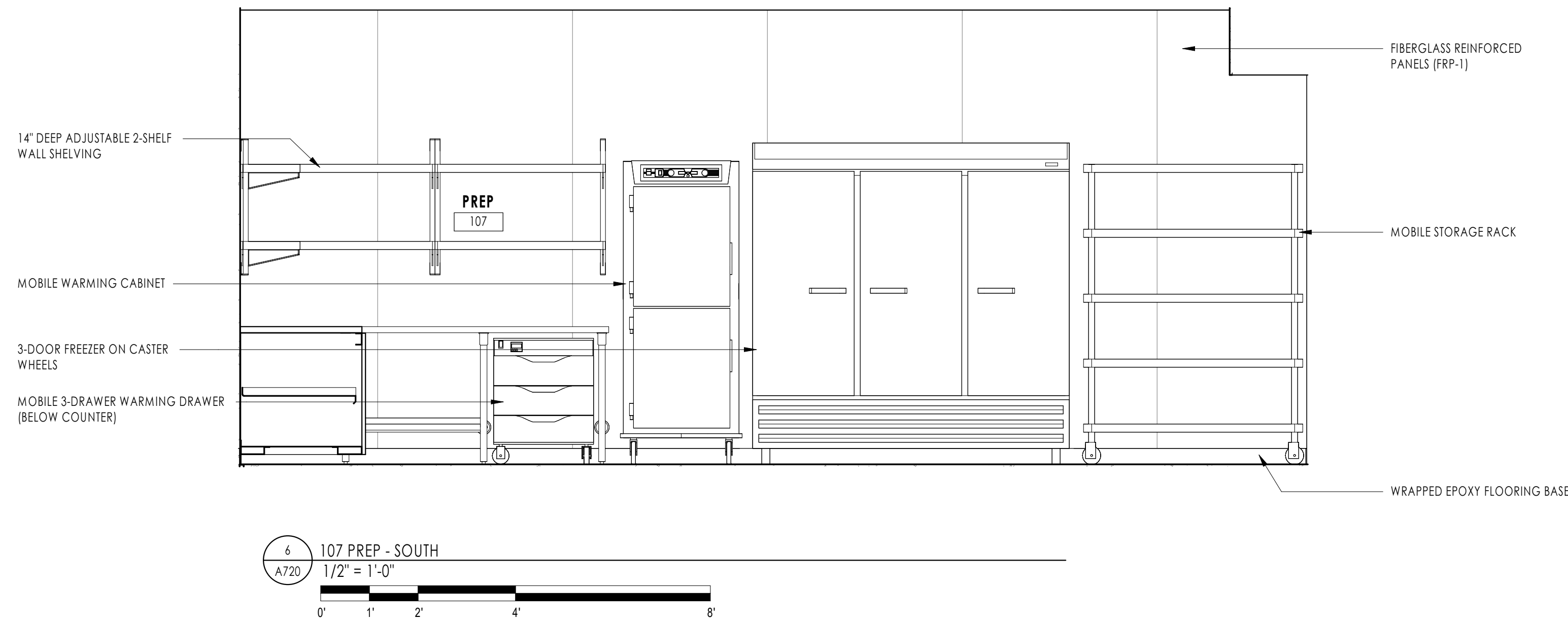
1 106 CONCESSIONS - NORTH
A720
1/2\"/>



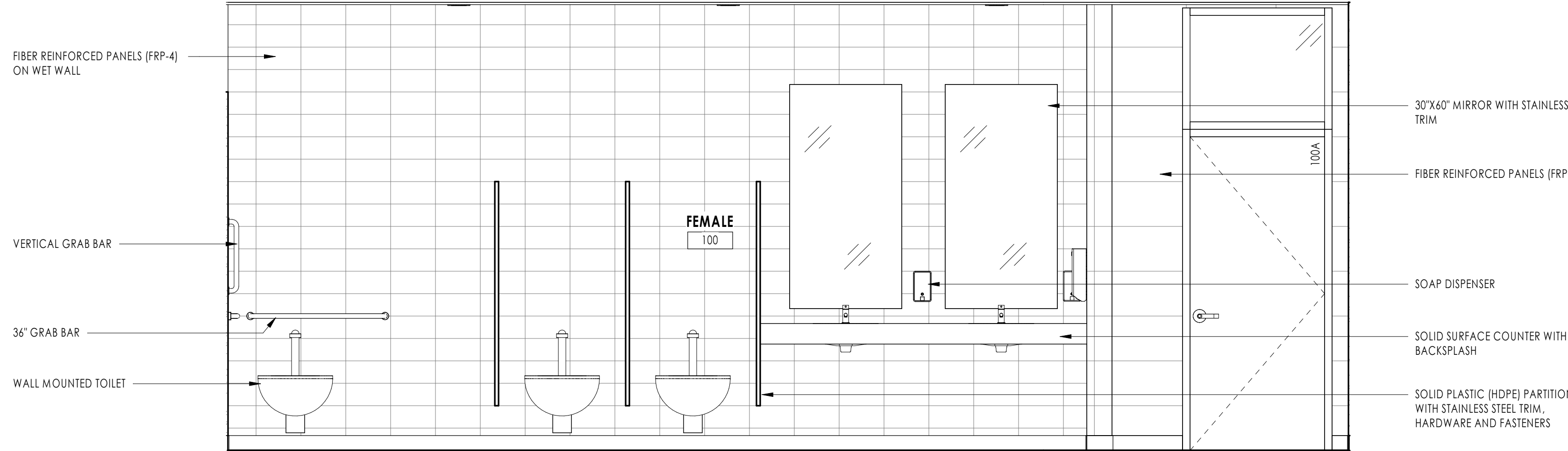
2 106 CONCESSIONS - SOUTH
A720
1/2\"/>



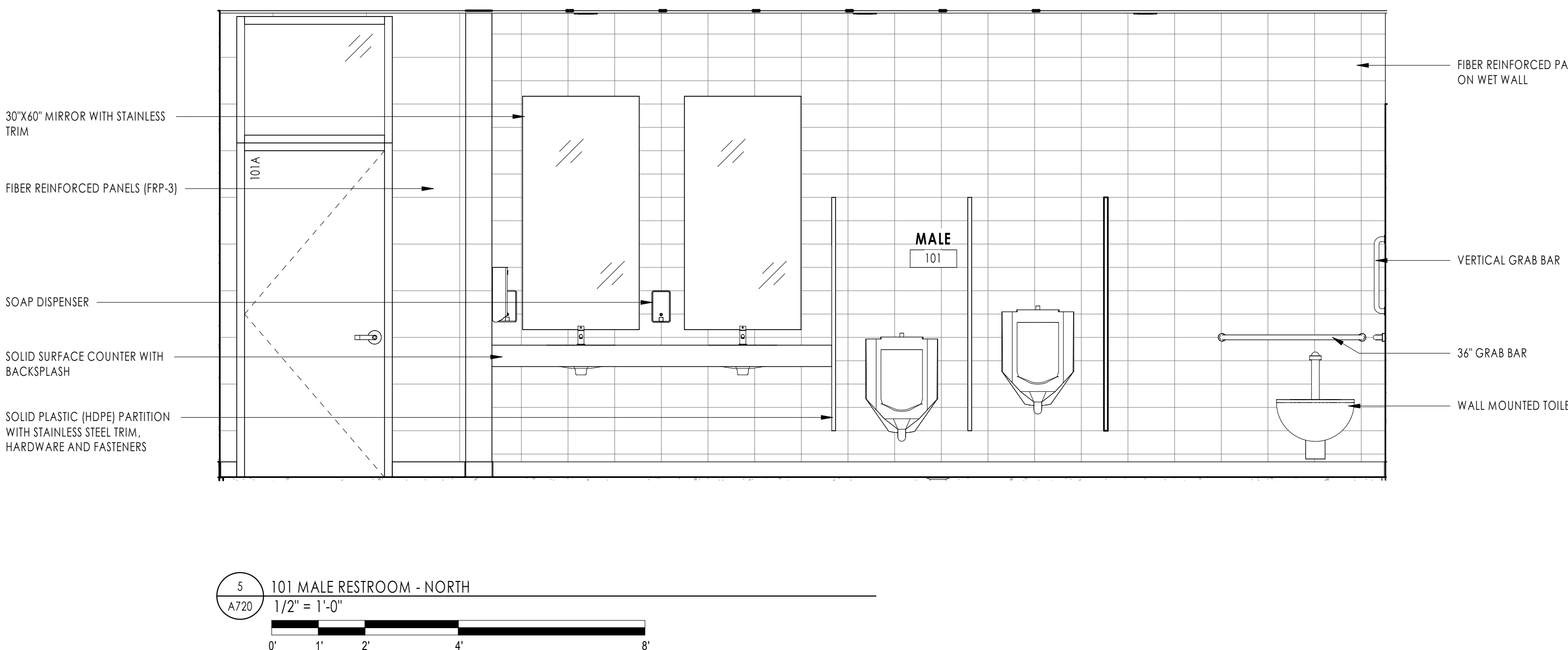
3 106 CONCESSIONS - EAST
A720
1/2\"/>



6 107 PREP - SOUTH
A720
1/2\"/>



4 100 FEMALE RESTROOM - SOUTH
A720
1/2\"/>



5 101 MALE RESTROOM - NORTH
A720
1/2\"/>

I hereby certify that this drawing is a true and correct representation of the work proposed by me and under my direct supervision and that I am a duly registered professional under the laws of the State of:

DATE
NUMBER
PROJECT NO.
DRAWING TITLE
CHECKED BY
DESIGNED BY
PROJECT NO.
DRAWING TITLE
CHECKED BY
DESIGNED BY

REVISION	DATE	DESCRIPTION
1		
2		
3		
4		
5		
6		
7		
8		
9		
10		
11		
12		
13		
14		
15		
16		
17		
18		
19		
20		
21		
22		
23		
24		
25		
26		
27		
28		
29		
30		
31		
32		
33		
34		
35		
36		
37		
38		
39		
40		
41		
42		
43		
44		
45		
46		
47		
48		
49		
50		
51		
52		
53		
54		
55		
56		
57		
58		
59		
60		
61		
62		
63		
64		
65		
66		
67		
68		
69		
70		
71		
72		
73		
74		
75		
76		
77		
78		
79		
80		
81		
82		
83		
84		
85		
86		
87		
88		
89		
90		
91		
92		
93		
94		
95		
96		
97		
98		
99		
100		

PRELIMINARY

PROJECT: FOREST HILLS PAVILION
600 LOXEY BLVD N.
LA CROSSE, WI 54601
DATE: 01/08/2024
DRAWN BY: R.A.
CHECKED BY: M.W.S.

SHEET NUMBER

A720

1504A

INTERIOR ELEVATIONS

PROJECT NO.

DRAWING TITLE

CHECKED BY

DESIGNED BY

PROJECT NO.

DRAWING TITLE

CHECKED BY

DESIGNED BY

PROJECT NO.

DRAWING TITLE

CHECKED BY

DESIGNED BY

PROJECT NO.

DRAWING TITLE

CHECKED BY

DESIGNED BY

PROJECT NO.

DRAWING TITLE

CHECKED BY

DESIGNED BY

PROJECT NO.

DRAWING TITLE

CHECKED BY

DESIGNED BY

PROJECT NO.

DRAWING TITLE

CHECKED BY

DESIGNED BY

PROJECT NO.

DRAWING TITLE

CHECKED BY

DESIGNED BY

PROJECT NO.

DRAWING TITLE

CHECKED BY

DESIGNED BY

PROJECT NO.

DRAWING TITLE

CHECKED BY

DESIGNED BY

PROJECT NO.

DRAWING TITLE

CHECKED BY

DESIGNED BY

PROJECT NO.

DRAWING TITLE

CHECKED BY

DESIGNED BY

PROJECT NO.

DRAWING TITLE

CHECKED BY

DESIGNED BY

PROJECT NO.

DRAWING TITLE

CHECKED BY

DESIGNED BY

PROJECT NO.

DRAWING TITLE

CHECKED BY

DESIGNED BY

PROJECT NO.

DRAWING TITLE

CHECKED BY

DESIGNED BY

PROJECT NO.

DRAWING TITLE

CHECKED BY

DESIGNED BY

PROJECT NO.

DRAWING TITLE

CHECKED BY

DESIGNED BY

PROJECT NO.

DRAWING TITLE

CHECKED BY

DESIGNED BY

PROJECT NO.

DRAWING TITLE

CHECKED BY

DESIGNED BY

PROJECT NO.

DRAWING TITLE

CHECKED BY

DESIGNED BY

PROJECT NO.

DRAWING TITLE

CHECKED BY

DESIGNED BY

PROJECT NO.

DRAWING TITLE

CHECKED BY

DESIGNED BY

PROJECT NO.

DRAWING TITLE

CHECKED BY

DESIGNED BY

PROJECT NO.

DRAWING TITLE

CHECKED BY

DESIGNED BY

PROJECT NO.

DRAWING TITLE

CHECKED BY

DESIGNED BY

PROJECT NO.

DRAWING TITLE

CHECKED BY

DESIGNED BY

PROJECT NO.

DRAWING TITLE

CHECKED BY

DESIGNED BY

PROJECT NO.

DRAWING TITLE

CHECKED BY

DESIGNED BY

PROJECT NO.

DRAWING TITLE

CHECKED BY

DESIGNED BY

PROJECT NO.

DRAWING TITLE

CHECKED BY

DESIGNED BY

PROJECT NO.

DRAWING TITLE

CHECKED BY

DESIGNED BY

PROJECT NO.

DRAWING TITLE

CHECKED BY

DESIGNED BY

PROJECT NO.

DRAWING TITLE

CHECKED BY

DESIGNED BY

PROJECT NO.

DRAWING TITLE

CHECKED BY

DESIGNED BY

PROJECT NO.

DRAWING TITLE

CHECKED BY

DESIGNED BY

PROJECT NO.

DRAWING TITLE

CHECKED BY

DESIGNED BY

PROJECT NO.

DRAWING TITLE

CHECKED BY

DESIGNED BY

PROJECT NO.

DRAWING TITLE

CHECKED BY

DESIGNED BY

PROJECT NO.

DRAWING TITLE

CHECKED BY

DESIGNED BY

PROJECT NO.

DRAWING TITLE

CHECKED BY

DESIGNED BY

PROJECT NO.

DRAWING TITLE

CHECKED BY

DESIGNED BY

PROJECT NO.

DRAWING TITLE

CHECKED BY

DESIGNED BY

PROJECT NO.

DRAWING TITLE

CHECKED BY

DESIGNED BY

PROJECT NO.

DRAWING TITLE

CHECKED BY

DESIGNED BY

PROJECT NO.

DRAWING TITLE

CHECKED BY

DESIGNED BY

PROJECT NO.

DRAWING TITLE

CHECKED BY

DESIGNED BY

PROJECT NO.

DRAWING TITLE

CHECKED BY

DESIGNED BY

PROJECT NO.

DRAWING TITLE

CHECKED BY

DESIGNED BY

PROJECT NO.

DRAWING TITLE

CHECKED BY

DESIGNED BY

PROJECT NO.

DRAWING TITLE

CHECKED BY

DESIGNED BY

PROJECT NO.

DRAWING TITLE

CHECKED BY

DESIGNED BY

PROJECT NO.

DRAWING TITLE

CHECKED BY

DESIGNED BY

PROJECT NO.

DRAWING TITLE

CHECKED BY

DESIGNED BY

PROJECT NO.

DRAWING TITLE

CHECKED BY

DESIGNED BY

PROJECT NO.

DRAWING TITLE

CHECKED BY

DESIGNED BY

PROJECT NO.

DRAWING TITLE

CHECKED BY

DESIGNED BY

PROJECT NO.

DRAWING TITLE

CHECKED BY

DESIGNED BY

PROJECT NO.

DRAWING TITLE

CHECKED BY

DESIGNED BY

<